



**2021**

# **Uninsured Adult Healthcare Safety Net Annual Report**

Presented to the General Assembly State of Tennessee  
Lisa Piercey, MD, MBA, FAAP, Commissioner

# Table of Contents

Acknowledgements.....	3
Executive Summary .....	4
Impact of COVID-19 .....	5
Introduction.....	6
Uninsured Adult Safety Net Population.....	9
Provider Shortage Areas .....	10
Primary Care Access.....	11
TennCare Providers.....	11
Obstetric Providers .....	11
Pediatric Providers .....	12
Service Delivery Type .....	12
Local Health Department (LHD) Primary Care Safety Net Services .....	12
Funding Allocation FY21.....	13
Federally Qualified Health Centers .....	15
State Funded Community and Faith-Based Safety Net Providers .....	16
Project Access Care Coordination Services .....	18
Project Access Programs .....	19
Oral Health Services .....	20
Behavioral Health Safety Net of Tennessee .....	23
Access to Mental and Behavioral Health Services .....	25
Special Populations .....	25
Current Issues and Priorities.....	26
Conclusion.....	27
Glossary of Terms.....	28
Appendix 1: Safety Net Primary Care and Project Access Locations .....	30
Appendix 2: Safety Net Dental Locations.....	34
Appendix 3: Health Resource Shortage Areas 2021 .....	36
Appendix 4: Population to Provider Tables .....	40
References .....	46

## List of Tables

Table 1 – FY21 Medical Encounters for Uninsured Adults in Non-FQHC LHDs	13
Table 2 - SMILE ON 60+ Patient Encounters	22

## List of Figures

Figure 1 - Comparison of Tennessee Uninsured Population and National Rates	6
Figure 2 - Safety Net Primary Care and Project Access Locations	7
Figure 3 - Safety Net Dental Clinic Locations	8
Figure 4 - TDMHSAS Funded Behavioral Health Safety Net Locations	8
Figure 5 - Population Demographics	9
Figure 6 - Chronic Diseases Among Safety Net Patients and TN Adult Population	9
Figure 7 - Health Risk Factors Among Safety Net Patients and TN Adult Population	10
Figure 8 - FY21 Percentage of Medical Encounters by Type of Safety Net Provider	12
Figure 9 - FY19-21 Safety Net Funding Distribution	14
Figure 10 - FY21 Safety Net New Funding Distribution	14
Figure 11 - FY17-21 TDH Funded Safety Net Total Expenditures	15
Figure 12 - Federally Qualified Health Center Medical Encounters	16
Figure 13 - FY19-21 Federally Qualified Health Center Unduplicated Patient Count	16
Figure 14 - CFB State Safety Net Medical Encounters	17
Figure 15 - FY19-21 CFB State Safety Net Unduplicated Patient Count	18
Figure 16 - Project Access Care Coordination Encounters	19
Figure 17 - FY19-21 Project Access Unduplicated Patient Count	19
Figure 18 - FY21 Safety Net Dental Services Provided	21
Figure 19 - FY19-20 Safety Net Dental Services Provided	21
Figure 20 - FY19-20 Dental Unduplicated Patients	21
Figure 21 - FY13-21 Behavioral Health Safety Net Individuals Served	24
Figure 22 – Ryan White Part B HIV Drug Assistance Program	25

## Acknowledgements

On behalf of the Tennessee Department of Health, the State Office of Rural Health & Health Access wishes to express gratitude to our stakeholders, partners, policy and decision makers, health care professionals, and advocates for your ongoing support and contributions to this annual report.

We would also like to acknowledge the Uninsured Adult Health Care Safety Net Provider network of Community Health Centers, Community and Faith-Based organizations, Project Access entities, as well as respective clinical and administrative professionals for their continued collaboration in collecting and reporting the data and information used to complete this report.

Additionally, we want to recognize the hard work and dedication of both the Tennessee Primary Care Association and the Tennessee Charitable Care Network, whose memberships consist of Uninsured Adult Health Care Safety Net providers. They are instrumental in providing support, advocating on behalf of the members, and provide informed policy recommendations and decisions to enhance equitable access to care for uninsured, underinsured, and low- income adults in Tennessee.

We also want to recognize the contributing Tennessee State Government Departments which include the Tennessee Department of Mental Health & Substance Abuse Services, Tennessee Department of Economic and Community Development, Tennessee Department of Finance and Administration, and Division of TennCare.

Lastly, we acknowledge the efforts of the Tennessee Department of Health State Offices and Program Areas for providing current data, metrics, and relevant information, to include Community Health Services, Ryan White Part B Program, Oral Health Services, and the Uninsured Adult Health Care Safety Net Program.

## Executive Summary

The Uninsured Adult Health Care Safety Net Fund, administered by the Tennessee Department of Health, State Office of Rural Health and Health Access, delivers access to healthcare for uninsured adults ages 19-64 who live in Tennessee through Federally Qualified Health Centers (FQHC), Community and Faith-Based Clinics (CFB), Dental services, and Project Access entities. Local Health Departments (LHD) also provide primary care, acute care, and dental care services to the uninsured through funding from the annual departmental budget. The Tennessee Department of Mental Health and Substance Abuse Services (TDMHSAS) administers the Behavioral Health Safety Net program.

In Tennessee, during FY21 (July 1, 2020 to June 30, 2021), the Tennessee Department of Health, Tennessee Department of Mental Health and Substance Abuse Services, Tennessee Department of Finance and Administration, and the Division of TennCare allocated state funding to support safety net services in rural and underserved areas to the estimated 10.1 percent of adult Tennesseans who are uninsured. This funding increases equitable access to primary medical, dental, mental, and behavioral health care, telehealth, as well as care coordination services, which connects patients to specialty care and other support services.

In FY21, the Tennessee Department of Health, State Office of Rural Health and Health Access made changes in both funding and operations to better serve uninsured adults and the providers who are recipients of the funds. Dental funding was expanded to cover preventive and restorative services and currently includes telehealth as an encounter type.

With the input of FQHC and CFB partners, the overall funding was no longer divided into separate FQHC and CFB allocations. Instead, all mental health, dental, and primary care encounters were funded through a single "Primary Care Plus" category, recognizing that these services are often delivered at the same clinical sites and are all growing service needs.

The funding for these Primary Care Plus services has constituted 82.5 percent of the safety net budget historically, and this percentage remained constant. Project Access Care Coordination for specialty services remained a separate allocation, which comprised 17.5 percent of the safety net base recurring budget. Additional recurring state funding appropriated by the General Assembly was used to add an additional 12 dental and 5 primary care clinical sites via an RFA process. The additional funding expanded the number of Project Access sites to expand specialist access to west Tennessee and to rural regions of the state. And, in keeping with the will of the General Assembly and the need of service providers, the additional funding also increased the per encounter reimbursement for providers.

The Uninsured Adult Health Care Safety-Net program was allocated a total of \$19.9 million in recurring funding for FY21 and divided in two service categories, Primary Care Plus and Project Access per the above description. The Primary Care Plus programs provided 326,620 Primary Care encounters to 162,494 Unduplicated Patients, including 15 percent Behavioral Health and 31 percent Telehealth encounters. In FY21, dental funding resulted in a total of 42,260 patient visits for 24,982 unduplicated patients, and 102,340 oral health procedures including extractions, fillings, removable prosthetics, cleaning and prevention, and diagnostic services.

The Project Access program provided 134,342 Specialist Care Coordination Encounters to 13,128 Unduplicated Patients. In FY21, Project Access expanded to include West Tennessee. Collectively, Project Access programs coordinated \$53 million in donated health services, for a return of nearly \$9 for every \$1 of state-allocated funding.

Local Health Departments provided 47,124 medical encounters to 24,998 unduplicated patients ages 19-64 years thru the 40 primary care clinics. These clinics are not designated as FQHCs and do not receive state Safety-Net funding. However, they are supported by state funding allocated separately through the TDH Division of Community Health Services.

In FY21, TDMHSAS administered \$28 Million in funding to the Behavioral Health Safety Net for Adults program providing essential outpatient mental health and support services for uninsured adults 18 years and older. The funding supports a statewide provider network of 15 community mental health agencies operating over 150 sites in 73 counties.

## Impact of COVID-19

The COVID-19 pandemic diminished the ability to provide healthcare to uninsured adults in all service delivery types across the state. Unfortunately, CFB clinics were not eligible to receive the first round of the federally funded CARES Act Provider Relief Fund, therefore, the Tennessee Department of Health disseminated additional COVID-19 Safety Net Relief funding to aid CFB clinics affected by decreased patient volumes, workforce shortages due to illness, and those not equipped to transition to telemedicine.

Governor Bill Lee allocated \$6 million to TDH in COVID-19 relief funding to support CFB clinic capacity to deliver health care services during the pandemic. Additional COVID-19 relief funding was also provided for CFB clinics to transition to telemedicine and telehealth visits and included a provision to expand the definition of an allowable medical encounter to include telemedicine and telehealth visits. Despite the additional funding, clinics experienced significant workforce shortages during FY21.

Additionally, The Department of Health created a COVID-19 Laboratory Testing Reimbursement Program to cover reference laboratory fees associated with performing the COVID-19 PCR test and patient lab results. In an endeavor to support surge testing and infection control, the Department also provided an on-line platform to order PPE, COVID-19 specimen collection kits, COVID-19 CLIA-waived testing kits and correlating testing supplies, at no cost to Safety Net provider clinics.

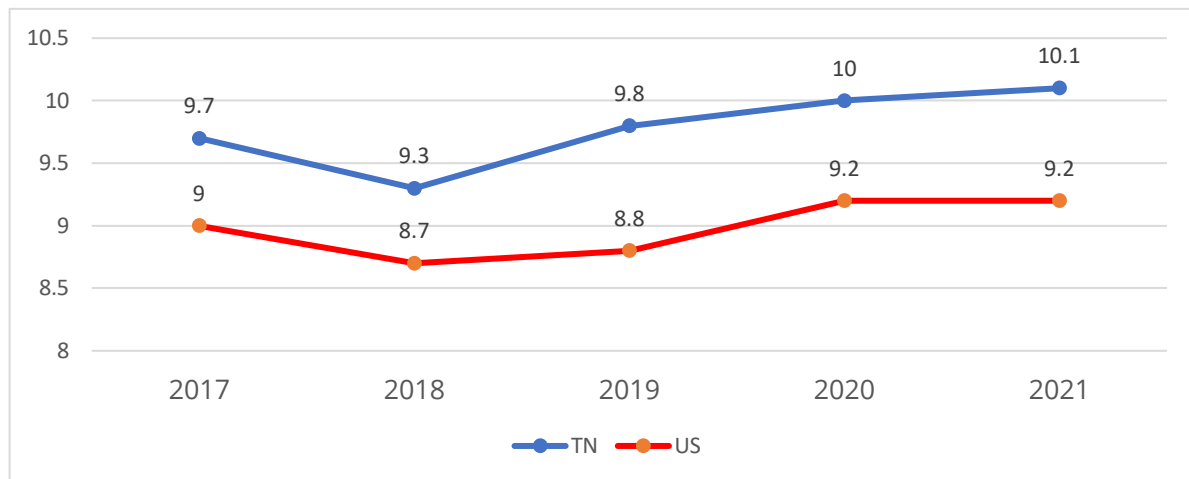
## Introduction

In 2005, the Tennessee General Assembly approved Tenn. Code Ann. § 71-5-148, authorizing funding for the Health Care Safety Net for uninsured adults to aid individuals lacking insurance, and in need of medical, and/or emergency dental care, including services to support continuity of care through referrals for specialist care coordination. Tenn. Code Ann. § 68-1-123, adopted in 2006, requires the Commissioner of Health, in consultation with the Tennessee Department of Finance and Administration and other State agencies, such as the TDMHSAS, to provide a report to the General Assembly on data relating to access to care through safety net service providers, including the adequacy of access and the array of services available. The Uninsured Adult Healthcare Safety Net program helps to advance the Tennessee Governor's priority goal of Health and Welfare and the Tennessee Department of Health's Strategic Plan<sup>1</sup> to achieve better health by increasing both primary prevention and access to health care services.

The Tennessee Department of Health, the Tennessee Department of Finance and Administration, Division of TennCare, and TDMHSAS each administer funds allocated to support safety net programs and services. Each agency contracts with qualified service providers to deliver primary medical, dental care, mental and behavioral health care, and case management services to eligible adults in Tennessee.

According to the 2021 America's Health Rankings, published by the United Health Foundation using multiple sources, 10.1 percent of Tennessee's total population was uninsured in 2021, compared to 9.2 percent nationally, as shown in Figure 1 below. Tennessee ranked 37th among the 50 states for the percentage of the population that is uninsured.<sup>2</sup>

**Figure 1: Comparison of Tennessee Uninsured Population and National Rates**



Affordability remains the top-cited reason for failing to obtain health insurance, and approximately 78 percent of households in the higher-income and lower income brackets cite affordability as a reason for failing to obtain health insurance according to the Impact of TennCare Report.<sup>3</sup>

According to health insurance.org in Tennessee, 212,052 people enrolled in private health plans through the Tennessee exchange during the open enrollment period for 2021 coverage. That was an

increase of nearly 6 percent over the year before, when 200,445 people enrolled in plans for 2020. Enrollment had been higher in 2019, when 221,553 people bought coverage during the open enrollment period.<sup>4</sup>

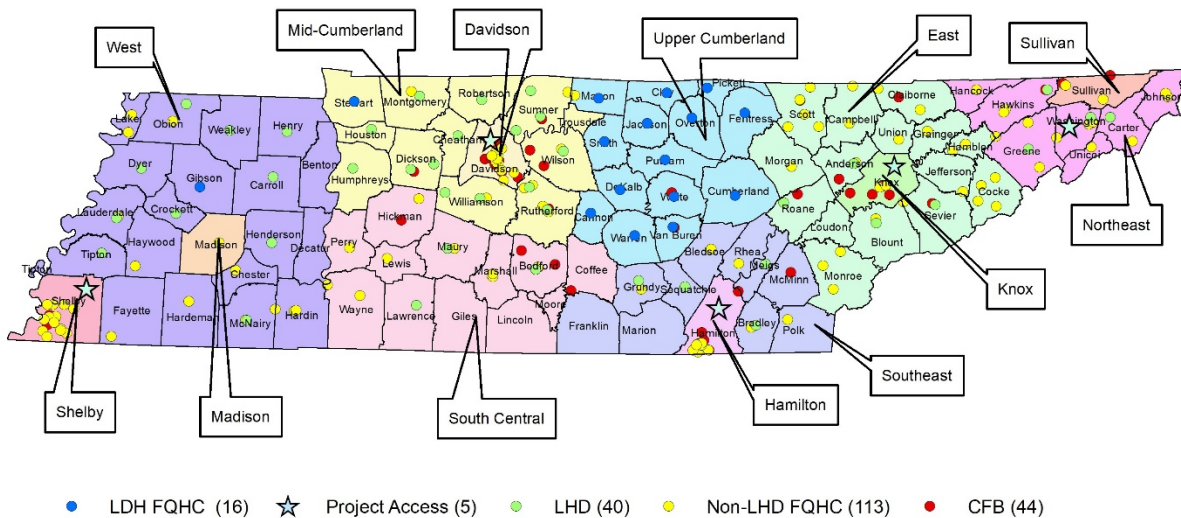
The COVID-related enrollment window in 2021, combined with the enhanced premium subsidies created by the American Rescue Plan, may change enrollment throughout much of 2021. CMS reported that nearly 15,000 people had enrolled in plans through the Tennessee marketplace during the first month and a half of the COVID-related enrollment period (i.e., through March 31, 2021), compared with fewer than 5,000 enrollees during the same period the year before.<sup>4</sup>

TennCare enrollment increased by 6% from FY20 to FY21. The August 2021 TennCare Report shows individuals enrolled in the following MCO by region: Amerigroup Community Care - East Tennessee 155,729, Middle Tennessee 187,186, West Tennessee 135,571; BlueCare - East Tennessee 238,862, Middle Tennessee 190,762, West Tennessee 166,898; UnitedHealthcare Community Plan - East Tennessee 155,953, Middle Tennessee 188,479, West Tennessee 135,157; TennCare Select High - All Regions 35,637; TennCare Select Low - All Regions 16,106; PACE - 277; Awaiting assignment - 865 with a grand total of 1,607,482.<sup>5</sup>

Primary Care Plus and Project Access Providers are in 89 of 95 Tennessee counties, offering primary care, behavioral health, dental care, and care coordination services to uninsured Tennesseans ages 19-64 in the following settings (Figures 2,3, Appendix 1,2).

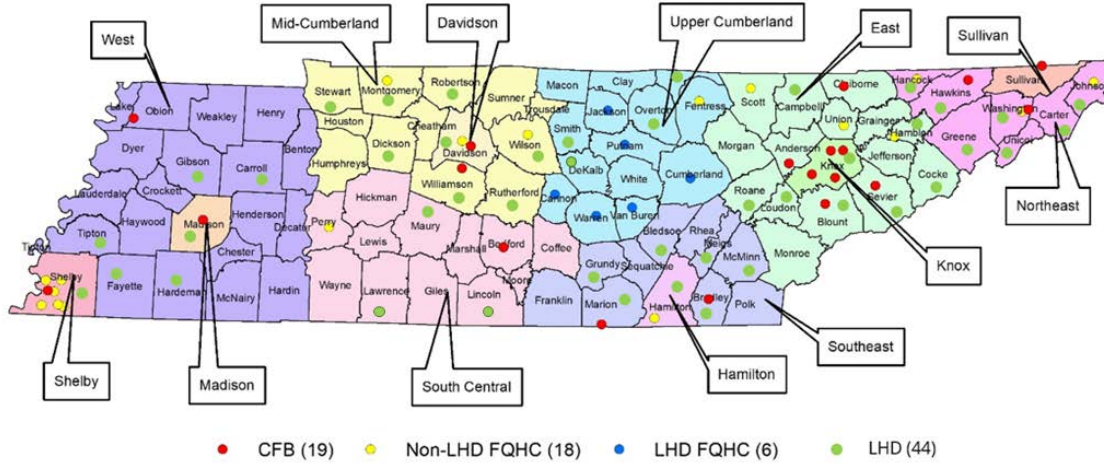
- 56 primary care Local Health Department (LHD) clinics, of which 16 are designated as Federally Qualified Health Centers (FQHC). Of the LHD FQHC sites, 6 offer dental services.
- 113 primary care FQHCs, which includes 18 dental clinics service sites.
- 44 primary care and 19 dental Community and Faith-Based Clinics; and
- 5 Project Access sites

**Figure 2: Safety Net Primary Care and Project Access Locations**



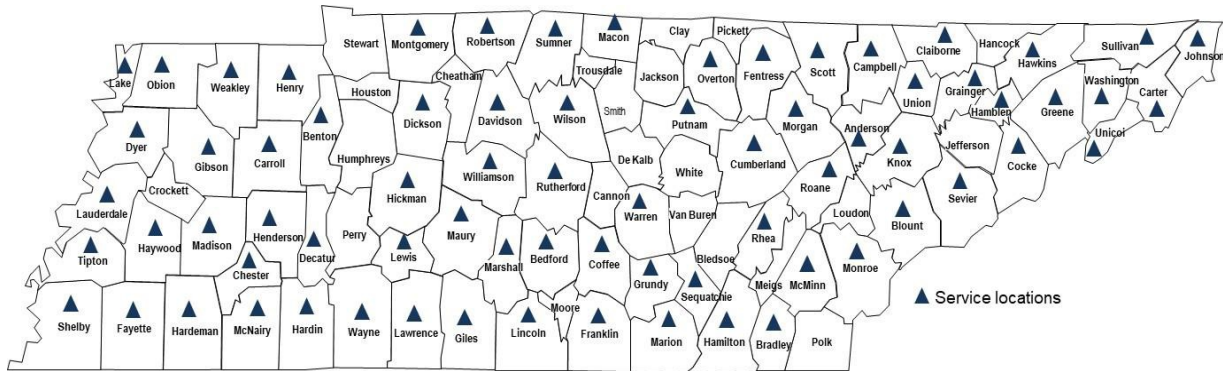


**Figure 3: Safety Net Dental Clinic Locations**



Community Mental Health Centers provide outpatient mental and behavioral health services, as well as case management and necessary health services for eligible Tennesseans statewide (Figure 4).

**Figure 4: TDMHSAS Funded Behavioral Health Safety Net Locations**



## Uninsured Adult Safety Net Population

In FY21, Safety Net Primary Care Plus and Project Access participants were primarily forty to fifty-four years of age (41%), female (57%), and white (53%) (Figure 5).

**Figure 5: Population Demographics**

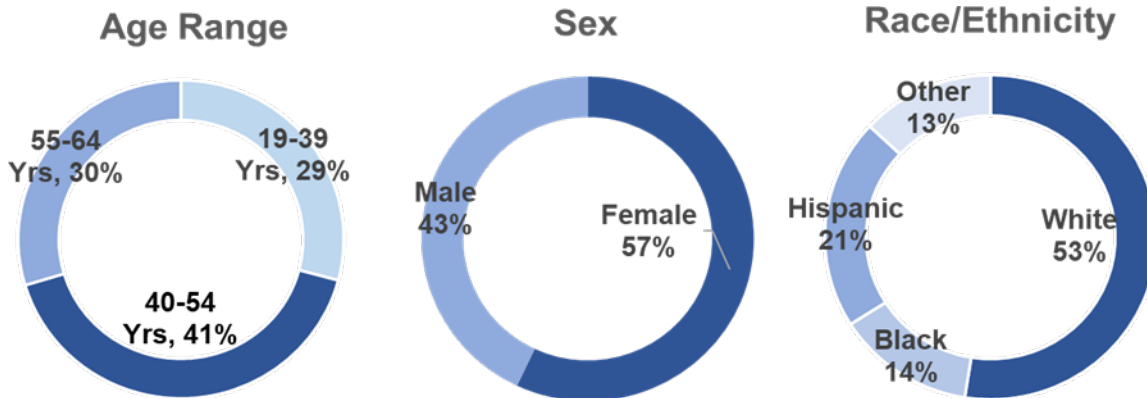


Figure 6 shows the chronic diseases reported by the total number of Safety-Net patients in FY21 in both Primary Care Plus and Project Access compared to the general adult population of Tennessee using 2019-2020 BRFSS data.<sup>5</sup> Prevention and education of these chronic diseases is critical in improving the health of Safety Net patients across Tennessee.

**Figure 6: Chronic Diseases Among Safety Net Patients and TN Adult Population**

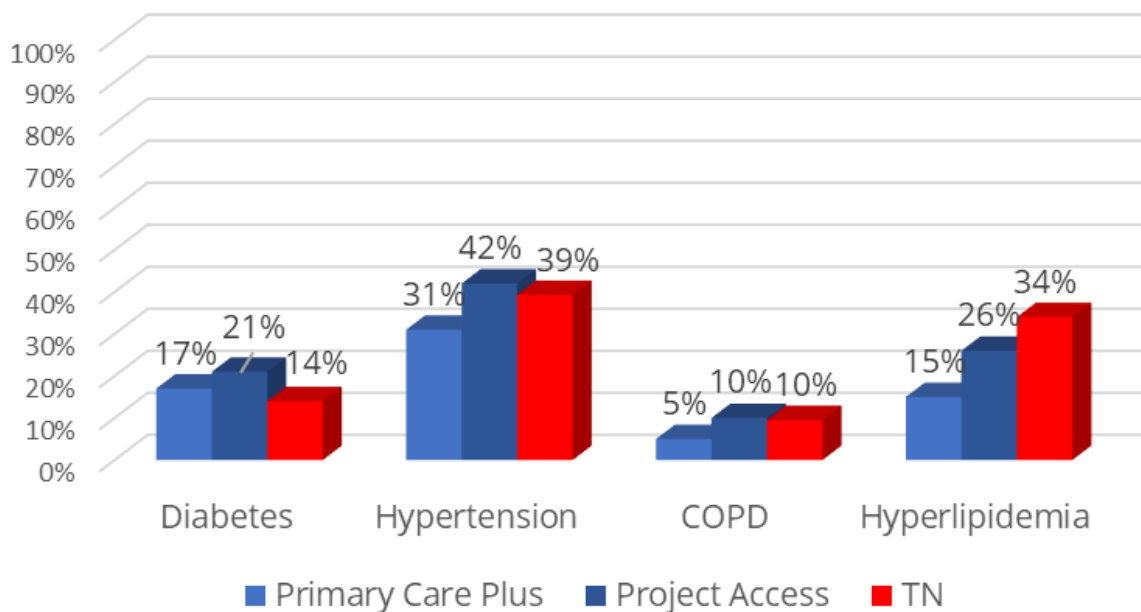
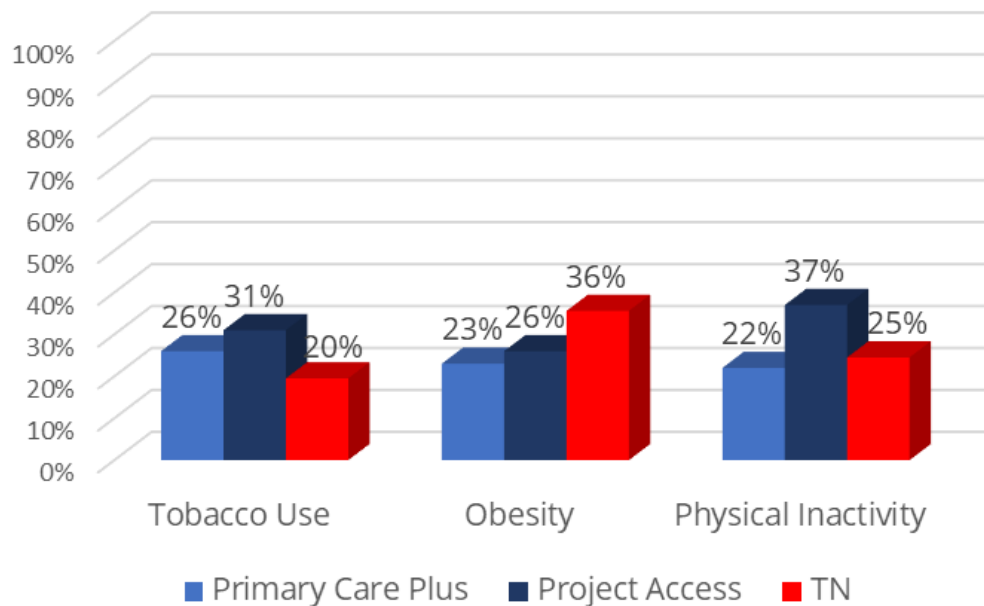


Figure 7 shows health risk factors reported by the total number of Safety-Net patients in FY21 in both Primary Care Plus and Project Access compared to the general adult population of Tennessee using 2019-2020 BRFSS data.<sup>5</sup> Safety-Net clinic providers have a high burden on patients in need of health coaching and education to reduce risk factors.

**Figure 7: Health Risk Factors Among Safety Net Patients and TN Adult Population**



### Provider Shortage Areas

Federally designated Health Professional Shortage Areas and state-designated Health Resource Shortage Areas identify communities underserved by health professionals. Ninety-three of ninety-five counties in Tennessee contain designated shortage areas for primary medical care, dental and/or mental health services.<sup>7</sup>

Health Professional Shortage Area is a county or parts of a county (such as a census tract), or public facility recognized as meeting or exceeding the standards of need for certain services and must meet or exceed the following thresholds. Appendix 3 represent the thirty counties with the worst population to provider ratios.

- For a Geographic designation, the population-to-physician ratio is greater than 3,500:1.
- For a Population designation, a segment of the population experiencing barriers to care has a population- to-physician ratio that is greater than 3,000:1.
- For a Facility designation, a public or private nonprofit medical facility is providing primary medical care services to an area or population group designated as having a shortage of primary care professionals, and the facility has insufficient capacity to meet the primary care needs of that area or population group. A community health center or homeless clinic is an example of such a designation.

## Primary Care Access

To assess primary care access, the Tennessee Department of Health State Office of Rural Health and Health Access conduct a statewide Census of Primary Care Providers. The Census data is used to determine the ratio of the population to primary care providers, or the number of individuals served by one provider in a county. The statewide list of providers is compiled using primary care census data from the previous year and the current list of Tennessee licensed providers. The survey scope is physicians, advanced practice nurses, and physician assistants practicing family practice, general practice, pediatrics, general internal medicine, public health, obstetrics, gynecology, or OB/GYN in an outpatient setting. The survey is sent to individual providers and not practice location. Data is collected via mailed and electronic questionnaires, phone interviews, with multiple attempts made to collect data from each provider so the shortage designations are as accurate as possible.

Due to contributing factors such as outdated licenses, incomplete questionnaires, and invalid practice locations, estimations are then determined from previous cycle data or an average of other providers in the area. The final data is computed from each provider's Full-Time Equivalent (FTE). One FTE is calculated at direct patient care for 40 hours weekly, anything less is considered a partial FTE. For each county or Rational Service Area (RSA), the FTEs are summed and compared to the appropriate population of the County or RSA. The FTE of an area will be equal to or less than the number of providers in the area. The provider to population data collected from the census is shown by county with a corresponding map in Appendix 4. Counties represented on the maps in the none or worst category are listed in the table as "None identified" which means either no provider in that area or insufficient responses for that county. The ratio of primary care population to provider ratio is shown in Appendix 4: Table 1, Figure 1.

### TennCare Providers

The population to provider ratio associated with access to a TennCare provider represents the number of TennCare Enrollees in the general population served by one primary care TennCare provider in a county. TennCare providers are defined as physicians, advanced practice nurses and physician assistants providing family and general practice, internal medicine, obstetrics, and pediatric health care. The TennCare enrollee population to provider ratio is shown in Appendix 4, Table 2, Figure 2.

### Obstetric Providers

The worst primary care workforce shortages are in the field of Obstetrics. Ten Tennessee counties have zero obstetric providers. The population-to-provider ratio associated with access to an Obstetric provider represents the county population of women of childbearing age (15-44 years) served by one Obstetric provides. This is defined as physicians, advanced practice nurses, physician assistants, or certified nurse mid-wives who specialize in obstetrical care, or provide prenatal services and delivery, and clinicians who may provide obstetric services in addition to practicing in other patient care specialty areas. The population to obstetric provider ratio for each county is shown in Appendix 4: Table 3, Figure 3.

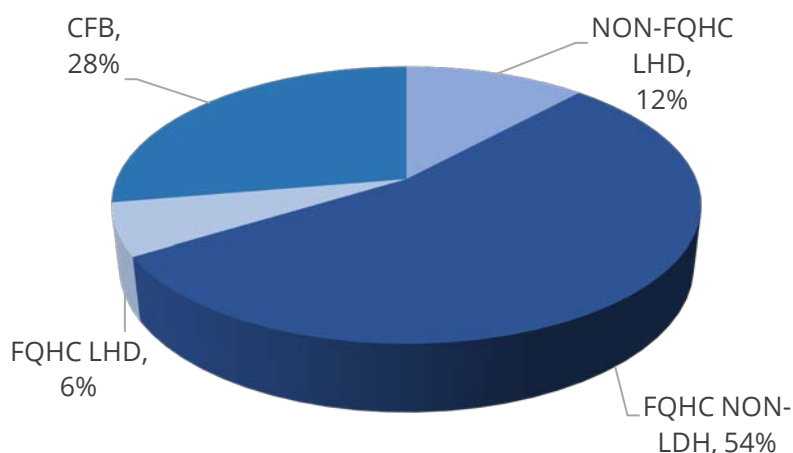
## Pediatric Providers

The population-to-provider ratio associated with access to a Pediatric provider represents the number of children 0-18 years of age served by one pediatric provider in a county. This is defined as physicians, advanced practice nurses, or physician assistants with specialties in pediatrics or general pediatric care including those clinicians who may provide family and general practice, internal medicine, in addition to pediatric health care. The population to pediatric provider ratio for each county is shown in Appendix 4: Table 4, Figure 4.

## Service Delivery Type

In FY21, the safety net service providers receiving funding through the Uninsured Adult Healthcare Safety Net program, and the separately funded services at Local Health Departments providing primary care service not designated as Federally Qualified Health Centers provided a combined total of 397,882 medical encounters to uninsured adults ages 19 to 64. This total also includes 24,138 medical encounters from the 16 separately funded Local Health Department FQHCs. Figure 8 below shows the percentage of medical encounters delivered by each type of safety net provider.

**Figure 8: FY21 Percentage of Medical Encounters by Type of Safety Net Provider**



## Local Health Department (LHD) Primary Care Safety Net Services

In FY21, the 40 non-designated FQHC Local Health Department clinics provided 47,124 medical encounters for uninsured Tennesseans, a 13% decrease from FY20. These clinics do not receive funding through the Uninsured Adult Health Care Safety Net program. However, these clinics receive separate state funding to offer primary care and emergency dental services for uninsured adults including traditional public health services such as immunizations, family planning, screening for breast and cervical cancers, case management, and supplemental nutrition services for pregnant women, infants, and children (WIC). Table 1 below shows the number of medical encounters in FY21 for each age group in non-FQHC local health departments.

**Table 1: FY21 Medical Encounters for Uninsured Adults in Non-FQHC LHDs**

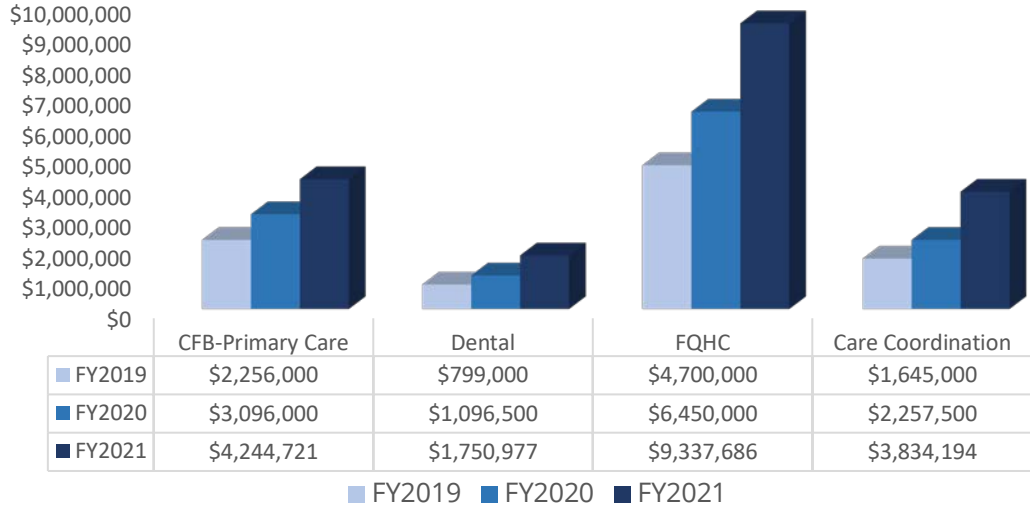
Safety Net Ages	Medical Encounters	% of Total Encounters
19-20 Years	942	2.00%
21-24 Years	2,700	5.73%
25-29 Years	3,525	7.48%
30-34 Years	3,561	7.56%
35-39 Years	3,726	7.91%
40-44 Years	4,398	9.33%
45-49 Years	5,894	12.51%
50-54 Years	7,632	16.20%
55-59 Years	7,926	16.82%
60-64 Years	6,820	14.47%
	47,124	100.00%

### Funding Allocation FY21

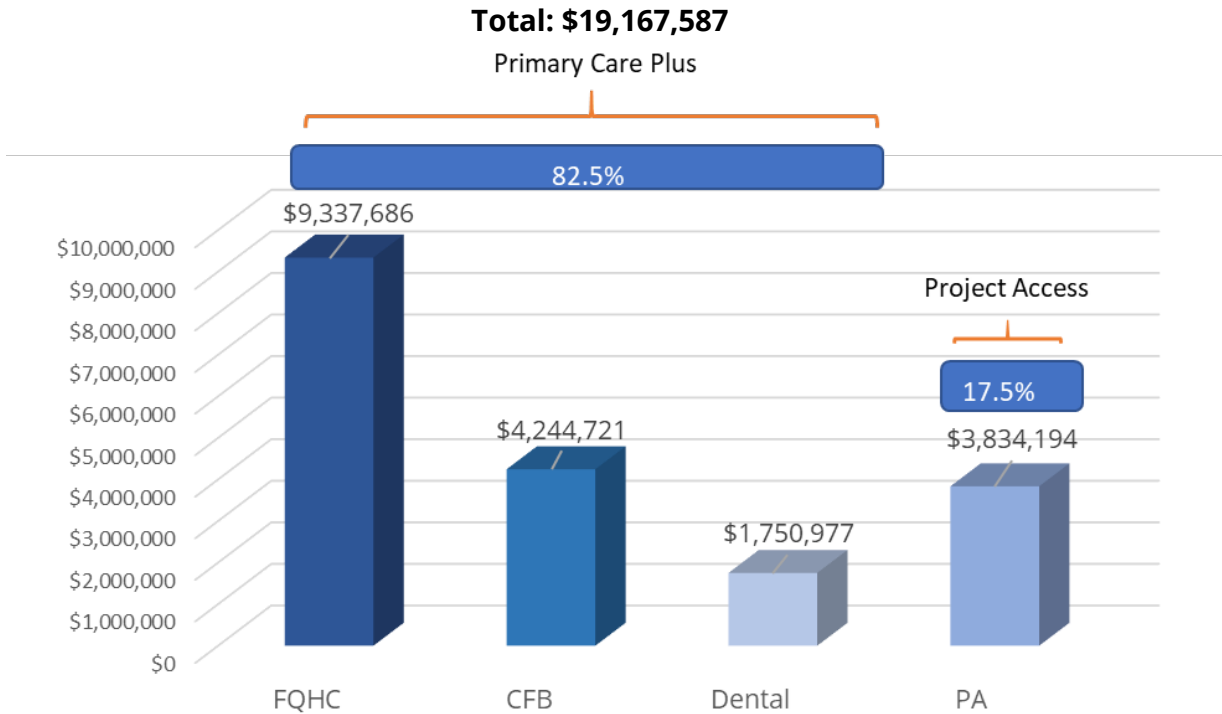
In FY21, the Tennessee Department of Health State Office of Rural Health and Health Access administered a total of \$30.4 million in state allocated funding to support the Uninsured Adult Healthcare Safety Net Program. This amount included a base recurring of \$19.9 million and \$9.5 million non-recurring for Primary Care Plus, and an additional \$1 million non-recurring for Project Access expansion. Of the total allocation, 82.5 percent of the FY21 funding was allocated to support Primary Care Plus and the remaining 17.5 percent was allocated to support Project Access.

During FY21 a total of \$19.2 million was expended for adult uninsured primary care, dental and care coordination encounters (Figure 9). Other funding changes included \$9.0 million non-recurring funds for quality incentive payments for Primary Care Plus and \$3.8 million non-recurring for expand Project Access expansion (Figure 10). Primary Care Plus clinics are paid a percentage of the total quarterly amount budgeted. Payments are determined by the volume of patient care services reported quarterly. Patient volumes and their correlating per encounter payments may fluctuate from quarter to quarter due to several factors such as the total amount of the Safety-Net funding allocation and the volume of patient care services reported by individual provider as a proportion of all services provided. This funding methodology assures that all appropriated funding is distributed each year and that this is done in a manner proportional to the number of encounters provided. See Figure 11 for historical Safety Net expenditures FY17-FY21.

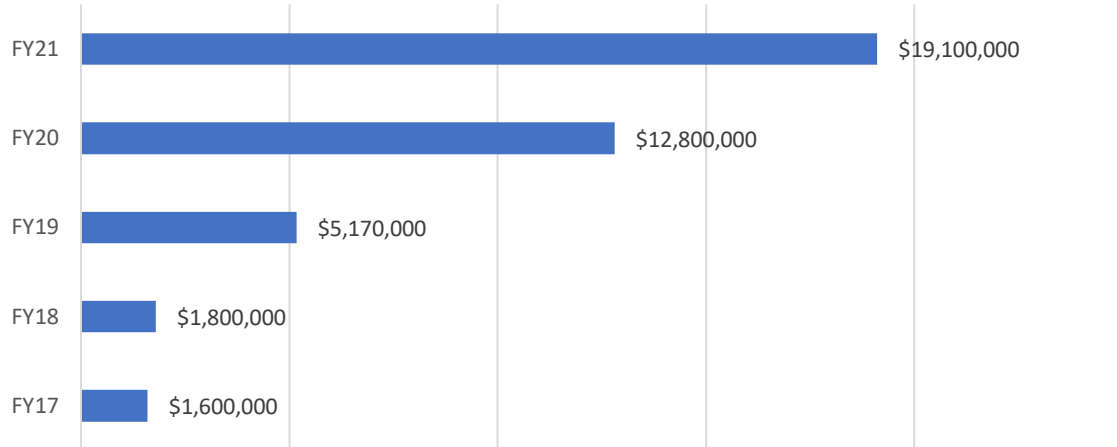
**Figure 9: FY19-21 Safety Net Funding Distribution**



**Figure 10: FY21 Safety Net New Funding Distribution**



**Figure 11: FY17-21 TDH Funded Safety Net Total Expenditures**



## Federally Qualified Health Centers

According to the Tennessee Primary Care Association, the statewide membership organization serving the Tennessee Federally Qualified Health Centers, an average of approximately 31% of patients served by a Community Health Center are uninsured. However, that percentage is as high as 60 percent in some FQHCs. In 2020, approximately 69 percent of FQHC patients had income levels below 100% of the Federal Poverty Level. In addition to funding through the Uninsured Adult Healthcare Safety Net Program, FQHCs access funding from a variety of sources such as grants from the U.S. Department of Health and Human Services (HHS) Health Resources and Services Administration (HRSA) and private foundations. Additionally, all are eligible to participate in the federal 340B Drug Pricing Program, which provides significant savings for patient medication costs.

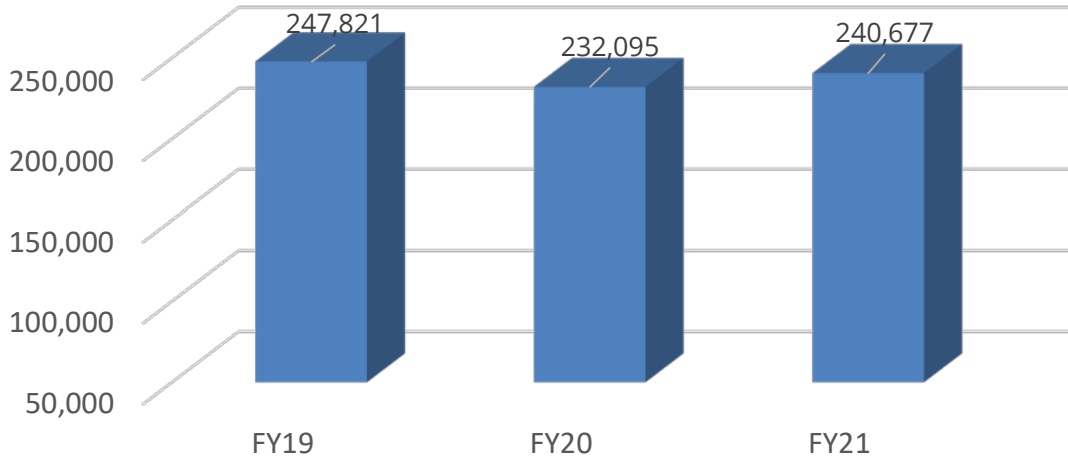
FQHCs are pursuing several strategies to improve access to services and quality of care, including:

- Certification by the Joint Commission or recognition by the National Center for Quality Assurance (NCQA) as a Patient-Centered Medical Home (PCMH)
- Using population health management tools and resources to improve patient care
- Participation in and use of telehealth infrastructure to expand access to primary and specialty care services, patient and clinician education, and coordination of care delivered by multiple providers
- Participation in initiatives which support sharing of best practices and continuous improvement

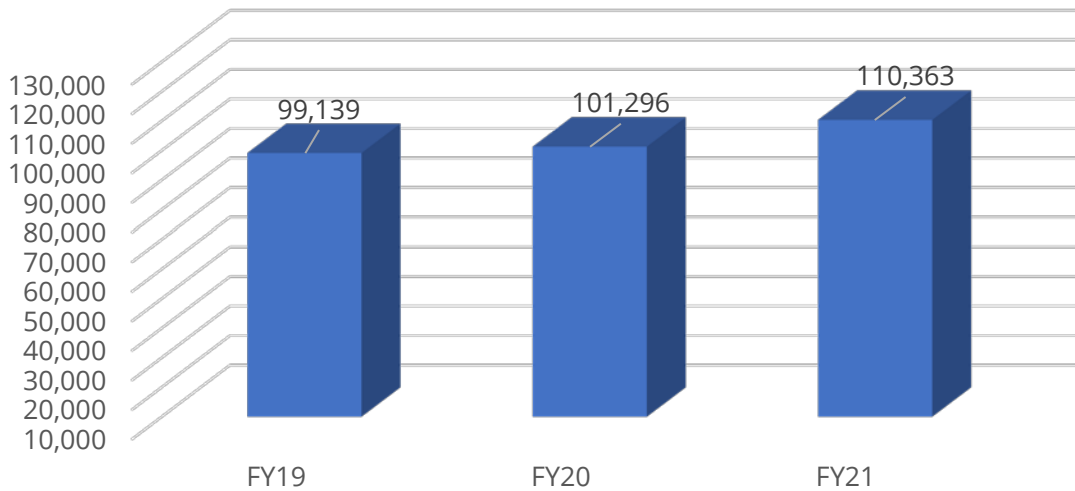
Figure 12 represents the number of medical encounters provided by FQHCs from FY19 to FY21. There are 24,138 medical encounters from the 16 Local Health Department FQHCs included in the FY21 Safety Net total. Figure 13 represents the number of unduplicated patients served by FQHCs in FY19 to FY21. There are 10,228 unduplicated patients served by the 16 Local Health Department FQHCs included in the FY21 Safety Net count.



**Figure 12: FY19-21 Federally Qualified Health Center Medical Encounters**



**Figure 13: FY19-21 Federally Qualified Health Center Unduplicated Patient Count**



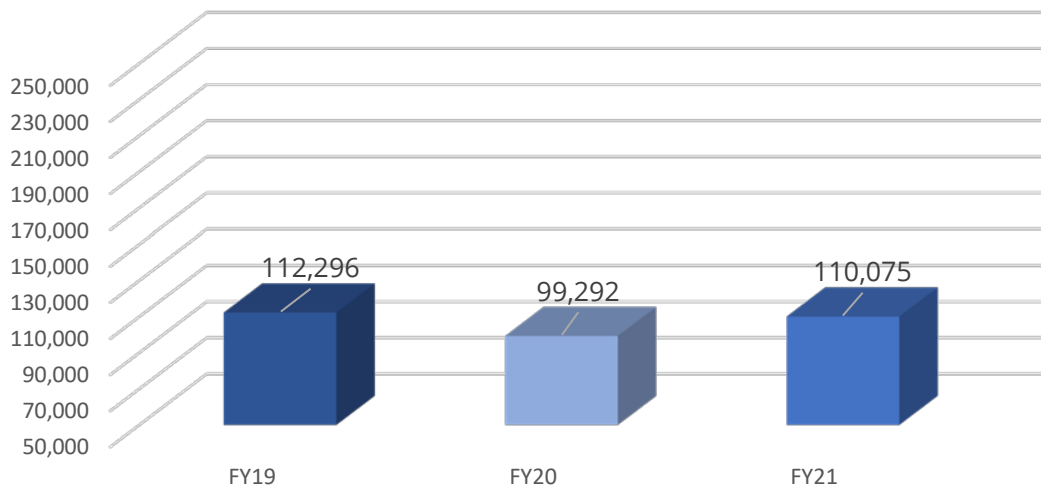
## State Funded Community and Faith-Based Safety Net Providers

Community and Faith-Based (CFB) organizations provide one or more of the following services free or at reduced cost: preventive and wellness services, primary medical care, specialty care, oral health care, mental health services, substance abuse services, vision services, diagnostic services, and pharmaceutical assistance. The patients served by charitable care organizations frequently have poor health conditions arising from lack of access to preventive care services, social support networks and financial resources. Not-for-profit charitable organizations are important partners in the Tennessee Healthcare Safety Net, often leveraging the services of volunteers to fulfill clinical and administrative functions, in addition to donated funding, equipment and supplies. In many instances, state funding from the Uninsured Adult Healthcare Safety Net is a small but important percentage of the total resources required to fulfill their mission.

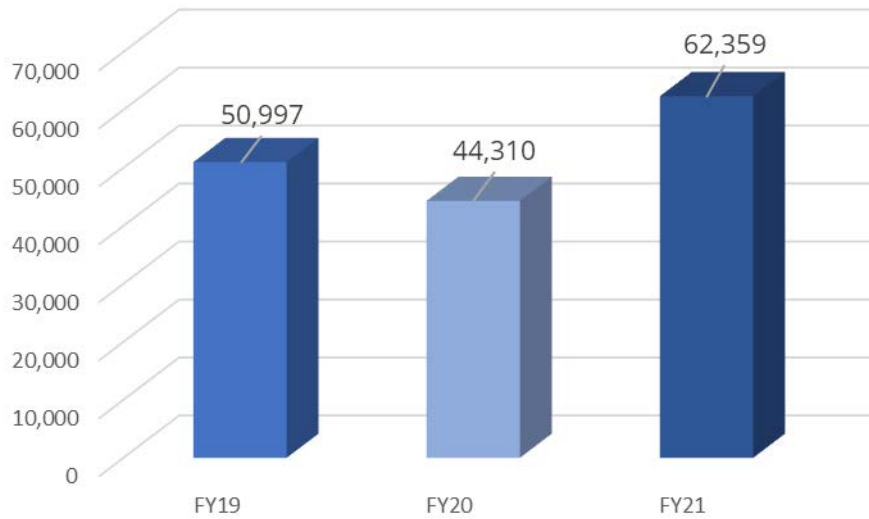
The Tennessee Charitable Care Network (TCCN) is the statewide membership association which serves as the collective voice for Tennessee’s free and charitable care clinics. Comprised of 52 members in 58 locations across the state, TCCN members provide healthcare in 70 of Tennessee’s 95 counties. Their mission is to provide consistent, culturally sensitive health care, Tennessee’s Charitable Care clinics, to minimize the inappropriate and costly utilization of emergency room services and other hospital resources while providing vulnerable Tennesseans with a stable medical home and continuity of care.

Research confirms that a lack of adequate health insurance and/or poor access to health care services leads to an overall poorer health status that impact attainment, employment, vulnerability to addictions, exposure to trauma, etc. In addition to the preventable suffering at a personal level caused by lack of health care, the societal costs are extraordinarily high, including but not limited to a disproportionate share of low-income, uninsured people living with multiple chronic conditions that go unmanaged and can lead to disability and early death. The disparity caused by lack of access to quality healthcare impacts people across the state - in urban and rural areas, of all races, nationalities, and sexual orientation, regardless of gender or age. Figure 14 represents the number of medical encounters provided by CFB Primary Care clinics in FY19 to FY21. Figure 15 represents the number of unduplicated patients served by the CFB Primary Care clinics FY19 to FY21.

**Figure 14: FY19-21 Community and Faith-Based State Safety Net Medical Encounters**



**Figure 15: FY19-21 Community and Faith-Based State Safety Net Unduplicated Patient Count**



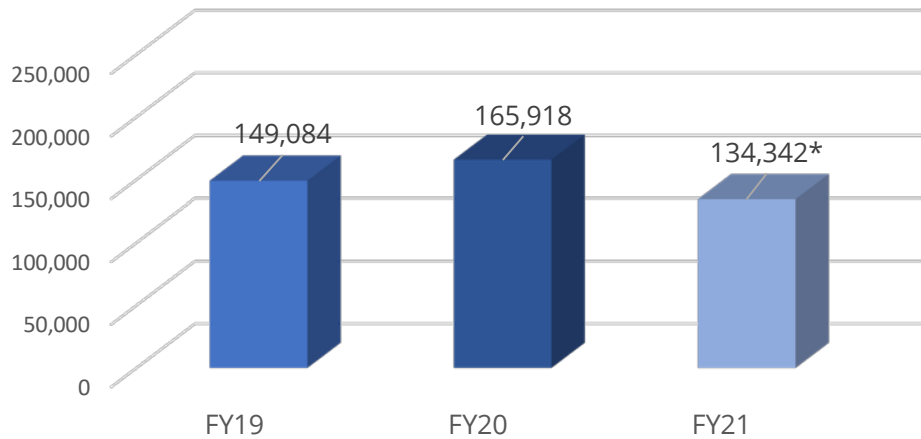
### **Project Access Care Coordination Services**

Project Access provides specialty care services to patients in 64 counties within five centralized metropolitan areas: Chattanooga, Johnson City, Knoxville, Nashville, and Memphis. The Project Access Program does not provide direct clinical health care services, but is affiliated with networks of clinical care providers, and assist patients with comprehensive care management, access to specialty care, diagnostic services, preventative care, and management of social service needs. Despite COVID-19, Project Access continued to provide care coordination services by transitioning to virtual visits, follow-up calls and referrals.

In FY21, the reimbursement for encounters changed for Project Access care coordination services. In addition, Project Access was funded separately from other service delivery types, receiving a total of \$6,057,500 in Uninsured Adult Health Care Safety Net funding. Although Figure 16 represents a three-year fiscal period. Project Access encounters were reported under the revised reimbursement, as seen in Figure 17. The network of providers included 5,995 physicians and other healthcare providers who provided free primary and specialty care services, as well as ancillary lab and diagnostic services between 2,400 – 2,700 uninsured Tennesseans per month. Collectively, in FY21, Project Access entities coordinated \$53 million in donated health services, for a return of \$9 for each \$1 of state-allocated funding.

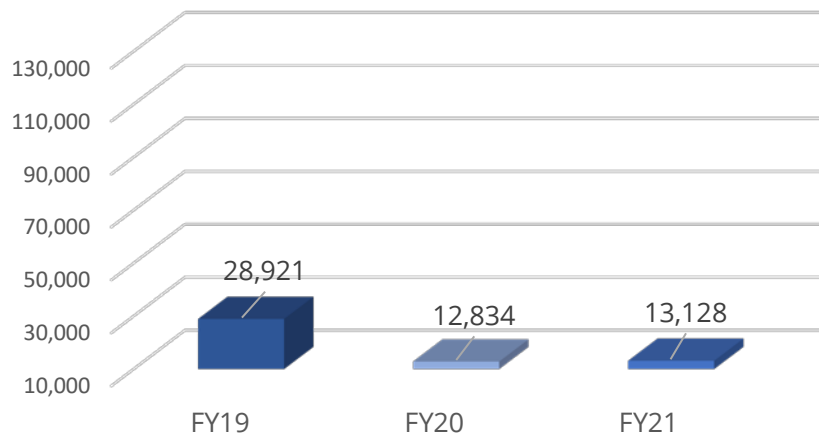
Due to the limited number of clinics operating and limited capacity for referrals for specialty care from the doctors' offices, Project Access had an excess of funding that will be carried over in FY22 with the goal to continue to expand specialty care services by training and hiring more staff and expanding to additional surrounding counties.

**Figure 16: FY19-21 Project Access Care Coordination Encounters**



\* FY21 encounters are not comparable to previous years

**Figure 17: FY19-21 Project Access Care Coordination Unduplicated Patient Count**



## Project Access Programs

### **Appalachian Mountain Project Access (AMPA)**

**Services Provided:** Coordination of specialty, diagnostic and inpatient medical care along with comprehensive case management of social service needs.

**Population Served:** Carter, Johnson, Unicoi, Washington, Sullivan, Greene, Hancock, Hawkins, Cocke, and Hamblen counties

**Network of Service providers:** 770 physicians and physician extenders volunteers providing primary, specialty, diagnostic, ancillary, and inpatient care along with 21 primary care clinics and 11 hospitals

**Value of Donated Services:** \$11 million in FY21; \$98 million since 2008

### **Hamilton County Project Access**

**Services Provided:** Comprehensive coordination of specialty, diagnostic, and inpatient services, and connection to community resources.

**Population Served:** Hamilton and Bradley counties

**Network of Service providers:** 1,150 physicians and extender volunteers providing primary, diagnostic, and inpatient care and medical review at 14 primary care centers, 3 hospital systems with 7 campuses, and mental health partners

**Value of Donated Services:** \$12 million in FY2; \$213 million since 2004

#### **Knoxville Area Project Access (KAPA)**

**Services Provided:** Continuum of medical care and coordination with social services (food, housing, health literacy, transportation, drug/alcohol dependency)

**Population Served:** East Tennessee Region counties

**Network of Service providers:** 2,352 physicians and physician extenders, and all Knoxville area hospitals offering primary care, specialty, inpatient, ancillary, psychiatric care, and pharmacy services. These providers consist of 4 hospital systems with 6 campuses, primary care clinics with over 40 locations, as well as mental health partners

**Value of Donated Services:** \$25 million in FY21; \$375 million since 2006

#### **Project Access Nashville**

**Services Provided** Coordination of specialty, diagnostic and inpatient medical care along with comprehensive case management of social service needs.

**Population Served:** Middle Tennessee counties

**Network of Service providers:** 1,723 physicians and physician extender volunteers providing specialty, diagnostic, and inpatient care for 42 primary care clinics, serving in partnership with 2 hospital systems with 6 facilities and additional surgery centers

**Value of Donated Services** \$5 million in FY21; \$50 million since 2005

#### **Project Access West Tennessee**

FY2021 was the strategic building year to create a team and processes to arrange coordination of specialty, diagnostic and inpatient medical care along with comprehensive case management of social service needs. Projected service area includes Shelby, Tipton, and Madison counties.

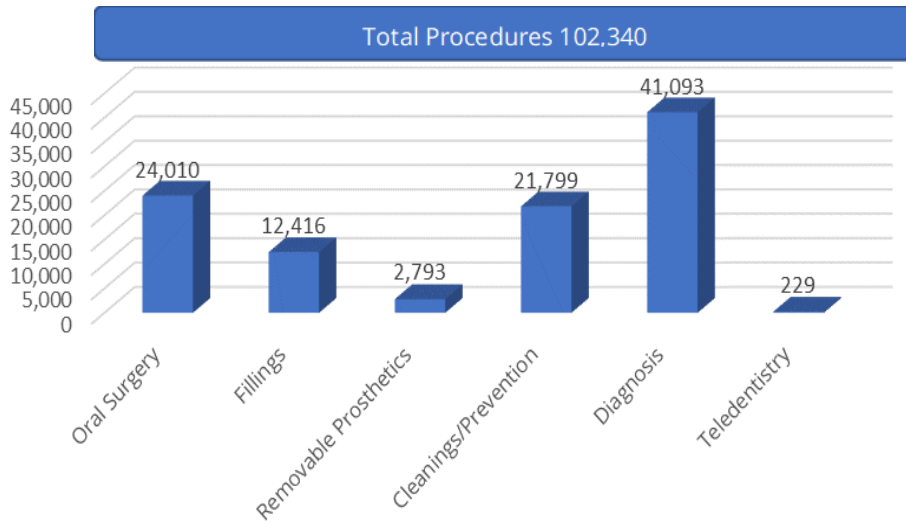
Currently finalizing partnerships with four different primary care centers (including a novel partnership with the Memphis EMS and RADAR, LLC) representing more than 37,000 uninsured patients. Discussions have begun with three of the four major hospital corporations in Memphis and West Tennessee Healthcare in Jackson. Donated Services will begin in FY22, with first patients anticipated during Q2. Six unique specialties currently recruited among volunteer providers.

## **Oral Health Services**

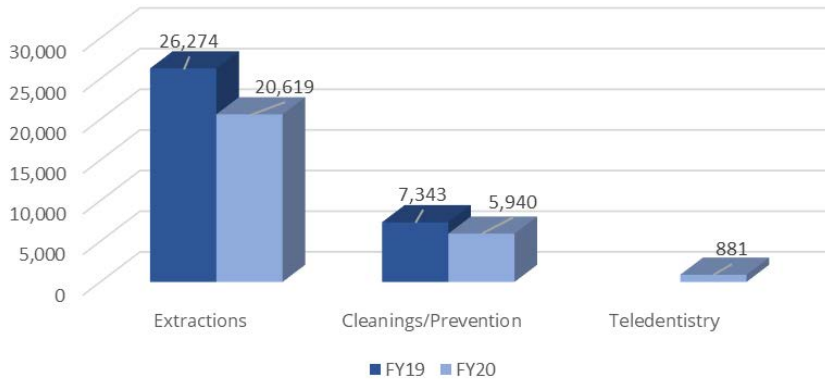
Access to oral health services is an important contributor to health and wellbeing, yet eight counties in Tennessee have no dental providers: Grainger, Grundy, Houston, Lake, Meigs, Moore, Pickett, Van Buren counties. According to the 2021 America's Health Rankings Report, Tennessee has 48.6 dentists for every 100,000 residents, compared to the nationwide rate of 61.2 dentists per 100,000 residents, ranking Tennessee 45th among the 50 states.<sup>1</sup> The dental population to provider ratio is shown in Appendix 4: Table 5, Figure 5.

In FY21, a total of 30 Primary Care Plus providers (11 newly funded in third quarter) received \$1,750,977 in funding to support oral health services for uninsured adults ages 19-64. The type of dental services allowed was expanded in FY21 (Figure 19), as compared to FY19-20 (Figure 20). A total of 102,340 procedures for 42,260 patient visits, 24,982 unduplicated patients, is shown in Figures 19 and 21 below.

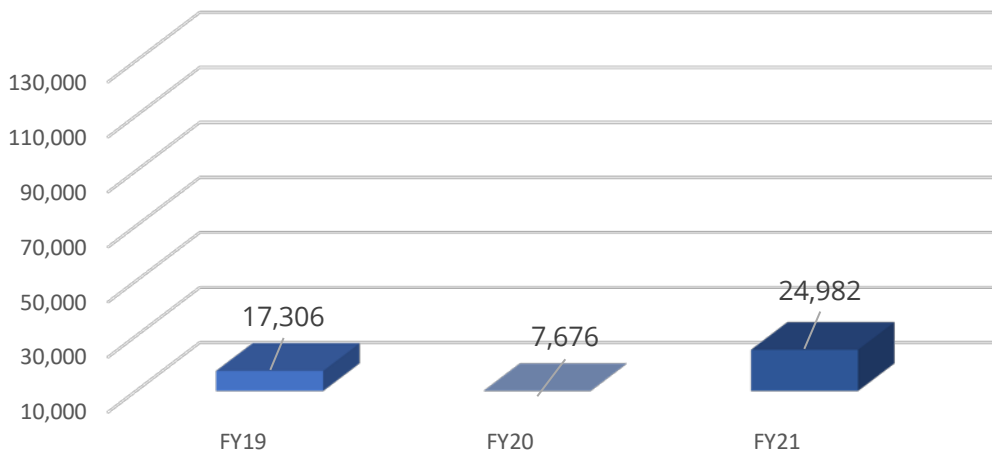
**Figure 18: FY21 Safety Net Dental Services Provided**



**Figure 19: FY19-20 Safety Net Dental Services Provided**



**Figure 20: FY19-21 Safety Net Dental Unduplicated Patients**



In addition to the oral health services supported by the state Uninsured Adult Healthcare Safety Net funds, other public and non-profit organizations provide a variety of dental services for uninsured Tennesseans.

Forty-six Local Health Department facilities provide emergency dental services to uninsured adults in 45 of Tennessee’s 95 counties. Only 30 facilities were staffed and open 1-5 days per week in FY21, due to lack of available staff. The Metro Public Health Department in Davidson County also offers emergency dental services, while the Shelby County Health Department provides emergency dental services for adults and comprehensive dental services for individuals less than 21 years old. The 30 LHD dental clinics provided 13,060 encounters to 7,747 patients.

SMILE ON 60+ (Senior Dental) is funded by the court through the Senior/Elder Trust. It is an innovative, statewide initiative with the goal of improving the overall health and quality of life of low-income, mobile seniors age 60+ through access to oral healthcare services and oral health community education. As the lead agency of SMILE ON 60+, Interfaith Dental designed and built this statewide network of care for seniors. The network is currently made up of 22 nonprofit and government partners with 32 locations.

Since SMILE ON 60+ began providing care in August of 2018, individuals from 93 counties have been able to access care through the network. Lawrence County and Maury County Health Departments were added later and provided direct care to 127 unique patients, completing approximately 631 patient visits during the 2020-2021 period.<sup>8</sup>

**Table 2: SMILE ON 60+ Patient Encounters**

	<b>FY21</b>	<b>Total (Aug 2018-June 2021)</b>
<b>Total Encounters</b> All encounter types with seniors (direct care, counseling, workshops, outreaches, referrals, navigation)	26,451	60,819
<b>Unduplicated Number of Seniors</b>	2,654	10,219
<b>Unduplicated Direct Care Encounters</b> Number of seniors who received care at a dental provider partner	1,889	6,400
<b>Duplicate Direct Care Encounters</b>	13,175	33,132

The Tennessee State Oral Health Plan serves as Tennessee’s statewide, comprehensive oral health plan. This plan supports the mission of the Tennessee Department of Health (TDH), “to protect, promote, and improve the health and prosperity of people in Tennessee”. The plan was formulated in accordance with Public Chapter 0968, which authorized the Tennessee Department of Health to develop a “comprehensive, state oral health plan”. The Plan frames the issues of dental disease while focusing on four overarching areas to address and improve oral health: 1) Monitoring Disease in Tennessee, 2) Oral Health Education & Advocacy, 3)

Prevention, and 4) Oral Health Resources & Workforce. The plan can be found at <https://www.tn.gov/health/health-program-areas/oralhealth/state-oral-health-plan.html>

During Fiscal Year 2021 the Tennessee Oral Health Data source grid was made available to the public. The data source grid provides information and instructions for accessing resources for dental care, preventive services, and various surveillance systems at the state and national level. The oral health grid is located on the department's website at <https://www.tn.gov/health/health-program-areas/oralhealth/state-oral-health-plan/oral-health-resources-and-workforce-updates/oral-health-data-resources.html>

The interactive Dental Care for Tennesseans Map was updated. The map is located on the website at <https://www.tn.gov/health/health-program-areas/oralhealth/dental-care-for-tennesseans.html>

Oral Health Services worked with Finance and Administration to provide information on dental resources for the MyTN app. MyTN is a mobile application providing personalized service delivery to Tennesseans through technology solutions. The website with information regarding MyTN is <https://www.tn.gov/health/health-program-areas/oralhealth/dental-care-for-tennesseans.html>

The ***Dental Care for Tennesseans*** map lists dental and health clinics across the state. These clinics help connect families to dental care. Some clinics may charge a lower fee. Dental services may be dental treatment, dental referrals, or a voucher (coupon) program.

## Behavioral Health Safety Net of Tennessee

The Tennessee Department of Mental Health and Substance Abuse Services (TDMHSAS) administers the Tennessee Behavioral Health Safety Net Program. The program was initiated in 2005 as the Mental Health Safety Net with funding authorized by the Tennessee General Assembly through Tennessee Public Chapter No. 474 and Section 59 of the Tennessee Appropriations Act of 2005. The Behavioral Health Safety Net remains funded entirely through annual legislative appropriations to TDHMSAS.

The Tennessee Behavioral Health Safety Net provides essential outpatient mental health services to uninsured Tennesseans who meet program eligibility criteria through a network of 15 participating community mental health centers. The Behavioral Health Safety Net provides community-based services for people with severe mental illness and assists them to lead functional, productive lives. Essential services offered through the Behavioral Health Safety Net program include assessment, evaluation, individual and group therapy, case management, psychiatric medication management, laboratory testing related to medication management, and pharmacy assistance and care coordination. In FY20, an additional \$5 million was allocated by Tennessee General Assembly and the Governor to expand eligibility criteria. Income eligibility increased from 100 percent of the Federal Poverty Level to 138 percent of the Federal Poverty Level, as well as the minimum age for eligibility was lowered from 19 to 18 years of age. Also, transportation became a standard billable BHSN service.

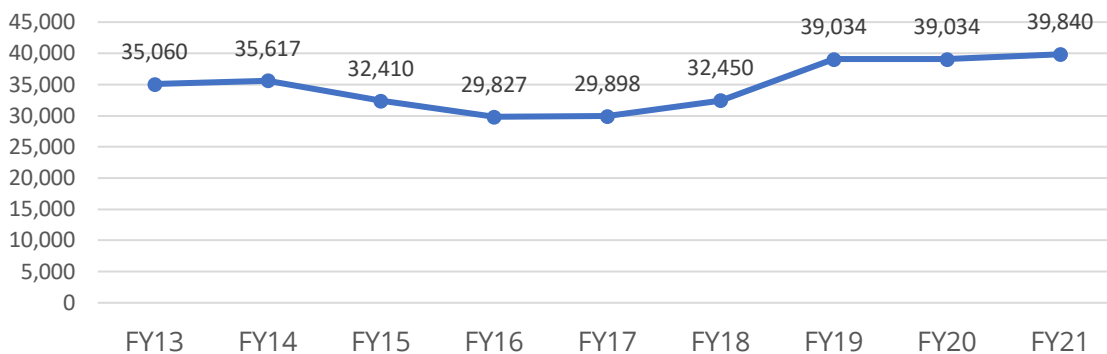


In FY21, the Behavioral Health Safety Net for Adults program supported services for 39,840 individuals, 79 percent of those served received at least one BHSN service via telehealth. Thirty percent of all units of BHSN services were provided via telehealth. Compared to prior years, BHSN for Adults served 806 more individuals than in FY20 and more than 5,300 additional individuals than in FY19. There was an increase in number served by county of residence in 49 counties over the previous fiscal year. The top three utilized BHSN services by unique number served are Psychiatric Medication management, Case Management, and Individual Therapy.

In FY21, Governor Lee and the Tennessee General Assembly allocated an additional \$7.6 million to create the Children’s Behavioral Health Safety Net. The BHSN for Children expands essential mental health services to children ages 3 to 17. The program was operational by September 2020, and TDMHSAS continued to refine eligibility criteria through the program’s first year. Current eligibility criteria allow providers to serve any child 3-17 who has no insurance or inadequate coverage. TDMHSAS produced a statewide multimedia campaign to increase awareness and enrollment of BHSN for Children during FY21.

In FY21, the Behavioral Health Safety Net for Children program supported services for 436 children. BHSN services with highest utilization are Assessment and Evaluation, Individual Therapy, and Case Management. Sixty-nine percent of those served received at least one BHSN service via telehealth. 41% of all units of BHSN services were provided via telehealth.

**Figure 21: Behavioral Health Safety Net Individuals Served**



Behavioral Health Safety Net program serves eligible Tennesseans through a statewide provider network of fifteen Community Mental Health Agencies, operating over 150 physical sites in 73 counties, 56 of which are considered rural. Regardless of which Tennessee county of residence, the Behavioral Health Safety Net is available to all eligible Tennesseans. These Community Mental Health Agencies provided services to 39,840 individuals through the Behavioral Health Safety Net for Adults Program in FY21, an increase of 2 percent compared to FY20 and an increase of 16 percent compared to FY19 as shown in Figure 22. In FY21, 57 counties saw an increase in the number of county residents served and eight of the currently ranked most distressed counties saw an increase in the number of county residents served.

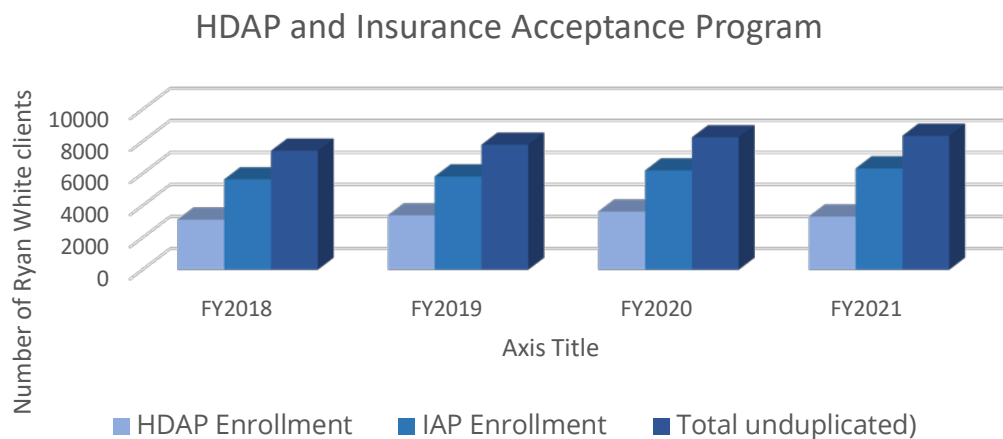
## Access to Mental and Behavioral Health Services

According to the 2021 America’s Health Rankings Report, Tennessee is ranked 42nd among the 50 states for access to mental health professionals (psychiatrists, psychologists, licensed clinical social workers, counselors, marriage and family therapists, substance abuse treatment counselors, and advanced practice nurses and physician assistants specializing in mental health care), with 634:1 rate of mental health providers per 100,000 residents, far more than the national rate of 380.1 mental health providers per 100,000 residents.<sup>1</sup> The dental population to provider ratio is shown in Appendix 4: Table 6, Figure 6.

### Special Populations

The Tennessee Department of Health jointly administers the Ryan White Part B program, with the Department of Health and Human Services. The Ryan White Program, acts as a payer of last resort. Through revenue streams gained from federal grants and qualifying pharmaceutical rebates, the Ryan White Part B program provides HIV services for eligible clients, who have incomes up to 400 percent of the federal poverty levels. Some of the key services provided by the Ryan White Part B program to eligible clients include: 1) the Insurance Assistance Program (IAP), which covers insurance premiums for outpatient medical care and prescriptions; 2) the HIV Drug Assistance Program (HDAP), which procures and directly delivers antiretroviral and other HIV treatment drugs to eligible clients that are uninsured; and 3) supporting a network of clinics, private practitioners, and health departments across the state that provide outpatient medical services to people living with HIV/AIDS. In 2021, the Ryan White Part B Program spent \$19.1 to served 10,610 clients. Figure 23 below provides an update on the number of clients the Tennessee Ryan White Part B program supports concerning IAP and HDAP services. The 8,362 clients in Tennessee that receive IAP and HDAP services from the Ryan White program, account for 44 percent of Tennessee’s estimated 19,000 persons living with HIV/AIDS.

**Figure 22: Ryan White Part B HIV Drug Assistance Program (HDAP) and Insurance Assistance Program (IAP) Enrollment**



Additionally, the Children's Special Services (CSS) program is a critical gap -filling program supported by federal and state Maternal and Child Health Block Grant funds. It serves as both a payor of last

resort for Children and Youth with Special Health Care Needs (CYSHCN) as well as a care coordination entity for these families. Founded in 1919, CSS is governed by state statute, and departmental rules. CSS program while striving to maintain the gap filling functions, also provides some direct services to those who do not have public or private insurance and population based, infrastructure and enabling services that support an integrated health care system to meet citizen needs. Services are provided in all 95 counties through local and metropolitan health departments. These services include eligibility determination for the CSS program and a comprehensive screening and assessment for social determinants of health needs. The CSS program provides reimbursement for medical examinations, screening and treatment preventive health exams, medically related durable medical equipment, food and formula, pharmaceuticals, surgeries, inpatient and outpatient medical care, physical, occupational and speech therapies, co-pays, deductibles and co-insurance, etc. Families may qualify financially for the program if their annual income is at or below 225percent of the federal poverty level. Families are also assisted with applying for TennCare and other available insurance as appropriate. In FY21, the CSS program spent \$2.3 million to serve 4739 individuals.

While CSS is core to CYSHCN services in Tennessee, CYSHCN priorities for this vulnerable population expand beyond the program to include broad family and stakeholder engagement particularly in the areas of pediatric to adult transition and patient centered medical home, as determined by the state needs assessment. The CYSHCN program has also coordinated some efforts at behavioral health integration, though this has largely taken place within health care delivery facilities, particularly FQHCs and safety net mental health centers. The CSS program consists of a statutorily defined Advisory Committee whose focus is on issues related to the management and operation of the CSS program (Tennessee's Title V CSHCN Program) as well as broader issues impacting the Children and Youth with Special Health Care Needs population.

## **Current Issues and Priorities**

The Tennessee Department of Health (TDH) takes a comprehensive and collaborative approach to providing excellent healthcare services and increasing access to communities across Tennessee. The plan is facilitated by the TDH Strategic Plan and strategic planning process, in coordination with the State Office of Rural Health, and other stakeholders throughout the Department.

Additionally, TDH is pursuing new opportunities supported by federal funding to enhance and expand services to rural communities. Opportunities through CDC funding have allowed TDH to set up coordinating committees in each Grand Division of the state (West, Middle, and East), supported by an academic partner providing backbone support, to coordinate and expand direct service provision to rural and underserved communities. These efforts will support local community leadership, assessment, planning, and implementation efforts to improve health in rural counties across Tennessee.

In addition to increasing access to primary care in rural clinics across the state, the State Office of Rural Health administers the Medicare Rural Hospital Flexibility Program and the Small Hospital Improvement Grant Program to provide resources to the 42 rural hospitals with 50 beds or less. In addition to resources, the State Office of Rural Health and the Division of Health Disparities provide opportunities to collaborate and share ideas and resources to combat the individual needs of the communities.

Oral health services in Tennessee, particularly among high-risk and underserved populations, are severely deficient. To address this emergent healthcare shortage, Governor Bill Lee requested that the Tennessee Department of Health (TDH) convene a working group of stakeholders, with Commissioner Piercey as chair, to develop a comprehensive public-private partnership to broaden access to high-quality, low-cost dental care to Tennesseans. Organizations participating in the working group include TDH, TennCare, dental schools, non-TDH safety net dental clinics, private sector dentists, non-profit groups, and dental payors. The goals of this working group were to develop initial recommendations for addressing the urgent need for increased access to dental care in Tennessee, particularly among rural and other underserved populations. These included increasing dental school class sizes to bolster the pipeline of new dentists in the state, and better staffing of TDH clinics and safety net clinics to expand services and access for uninsured populations.

## Conclusion

The Uninsured Adult Healthcare Safety Net fund helps to fulfill the mission of the Tennessee Department of Health to protect, promote, and improve the health and prosperity of Tennessee by enhancing equitable access to quality, affordable primary care, dental, behavioral health, and care coordination services for uninsured adults in Tennessee. Likewise, the Behavioral Health Safety Net advances the mission of the Tennessee Department of Mental Health and Substance Abuse Services to create collaborative pathways to resiliency, recovery and independence for Tennesseans living with mental illness and substance use disorders.

The Tennessee Department of Health is grateful to the commitment, hard work, and innovation of its partners and providers for their collaborative work to address the healthcare challenges together. Tennessee Department of Health also wants to acknowledge and recognize each of the dedicated professionals and volunteers at community health centers, community and faith-based clinics, Project Access entities, community mental health agencies and local health departments with support from professional associations including as the Tennessee Primary Care Association, the Tennessee Charitable Care Network, the Tennessee Association of Mental Health Organizations, and many others. The greatest strength of the Uninsured Adult Safety Net Program is the dedicated workforce and their ability to provide, sustain, and increase healthcare services for the most vulnerable Tennesseans during an extremely challenging year. Additionally, we appreciate Tennessee Governor Bill Lee and members of the Tennessee General Assembly for increasing the funding to support expansion of safety net programs to meet the needs of rural Tennesseans, remove the barriers to care, and work to overcome the ongoing challenges to promote equitable health access in Tennessee.

## Glossary of Terms

**Behavioral Health Safety Net** - Pursuant to Tenn. Code Ann. § 71-5-148, the behavioral health safety net fund provides support for community-based providers of behavioral health services to seriously and persistently mentally ill adults who are uninsured and lack financial resources to secure behavioral health care.

**Census of Primary Care Providers** - A census that is conducted annually by the Tennessee Department of Health State Office of Rural Health and Health Access for 4 categories of healthcare providers: Primary Care, Obstetrics, Pediatrics, and TennCare. The Census collects full-time equivalents data for Physicians and Mid-level Providers (advance practice nurses and physician assistants). The purpose of the Census is to determine the ratios of population to healthcare providers in order to accurately identify Health Resource Shortage Areas in the state.

**Federally Qualified Health Center (FQHC)** - Federally Qualified Health Centers are public and private non-profit clinics that meet certain criteria under the Medicare and Medicaid programs and receive federal grant funds under the Health Center Program, established as Section 330 of the Public Health Service Act (PHSA). Some target specially defined populations such as migrant and seasonal farmworkers or homeless persons, while others target a general community and are commonly referred to as “community health centers.” These facilities meet the requirements of 42 U.S.C. § 1396d(l)(2)(B) and 42 U.S.C. § 254b. Applications to be designated as an FQHC are considered only when additional funding becomes available.

**Health Care Safety Net for Uninsured** - Pursuant to Tenn. Code Ann. § 71-5-148(a) the health care safety net program provides funding in support of medical and dental assistance to uninsured adults, 19-64 years of ages.

**Health Care Services** - As applied to FQHCs by Tenn. Code Ann. § 71-5-148(2) means the same as “Primary Care” and “Required Primary Health Services” and “Behavioral Consultations” as applied to FQHCs by 42 U.S.C. § 254b and incorporated in 42 U.S.C. § 1396d(l)(2)(B).

**Health Professional Shortage Area (HPSA)** - Federally designated county, parts of a county (such as a census tract), or public facility recognized as meeting or exceeding the standards of need for certain services. Primary care HPSA status is a national measure used to denote difficulties in access to care. A HPSA must meet or exceed the following thresholds:

- For a Geographic designation, the population-to-physician ratio is greater than 3,500:1.
- For a Population designation, a segment of the population experiencing barriers to care has a population-to-physician ratio that is greater than 3,000:1.
- For a Facility designation, a public or private nonprofit medical facility is providing primary medical care services to an area or population group designated as having a shortage of primary care professionals, and the facility has insufficient capacity to meet the primary care needs of that area or population group. A community health center or homeless clinic is an example of such a designation

**Medical Encounter** - A day on which a primary care provider meets with an uninsured adult regardless of the number of procedures performed or the number of primary care providers who see the uninsured adult.

**Primary Care Provider or PCP** - A physician (MD or DO), licensed psychologist, licensed clinical social worker (LCSW), advanced practice nurse (APN), licensed medical social worker (LMSW), psychiatric nurse specialist (PNS), certified nurse midwife, or physician assistant (PA) actively licensed to practice in Tennessee.

**Sliding Scale** - Rates charged to an uninsured adult based on 42 U.S.C. § 254b(k)(3)(G) and 42 C.F.R. § 51c.303(f).

**Uninsured Adult** - A patient aged nineteen (19) through sixty-four (64) years who is uninsured pursuant to Tenn. Code Ann. §71-5-148(a).

## Appendix 1: Safety Net Primary Care and Project Access Locations

Community and Faith Based				
County	Clinic Name	Address	City	Zip
Anderson/Roane	Free Medical Clinic of Oak Ridge	116 East Division Road	Oak Ridge	37830
Bedford	Community Clinic of Shelbyville and Bedford County	200 Dover Street, Suite 202	Shelbyville	37160
Bedford	Vanderbilt Integrated Primary Care Shelbyville	1612 Main St. Suite B	Shelbyville	37160
Bedford	Vanderbilt Integrated Primary Care Unionville	3335 Hwy 41 A North	Unionville	37180
Bedford	Vanderbilt Integrated Primary Care Wartrace	507 Blackman Blvd W	Wartrace	37183
Bedford	Vanderbilt Integrated Walk in Clinic/Urgent Care	1612 Main St. Suite A	Shelbyville	37160
Claiborne	Servolution Health Services	181 Powell Valley School Lane	Speedwell	37870
Coffee	Partners for Healing	109 W. Blackwell St	Tullahoma	37388
Davidson	Ascension Medical Group Saint Thomas Antioch	3754 Murfreesboro Pike	Antioch	37013
Davidson	Ascension Medical Group Saint Thomas Family Health Center	5201 Charlotte Pike	Nashville	37209
Davidson	Ascension Medical Group Saint Thomas Maplewood	401 B Walton Lane	Nashville	37216
Davidson	Ascension Medical Group Saint Thomas The Holy Family Health	4928 Edmondson Pike Ste 205	Nashville	37211
Davidson	Faith Family Medical Center	326 21st Avenue N	Nashville	37203
Davidson	Nashville General Hospital at MeHarry	1818 Albion Street	Nashville	37208
Davidson	Siloam Family Health Center	820 Gale Ln	Nashville	37204
Davidson	Urban Housing Solutions dba The Clinic at Mercury Courts	411 Murfreesboro Pike	Nashville	37210
Dickson	Dickson Community Clinic	114 Hwy 70 East Suite a-5	Dickson	37055
Hamblen	Helping Hands Clinic, Inc	1111 Watercrest st	Morristown	37814
Hamilton	CHI Memorial Community Health Hixson	3905 Hixson Pike, Suite 103	Chattanooga	37415
Hamilton	Hamilton County Government	5623 Highway 60	Birchwood	37308
Hamilton	Purpose Point Community Health	2800 N Chamberlain Ave	Chattanooga	37406
Hamilton	Volunteers in Medicine Chattanooga, Inc.	5705 Marlin Road, Suite 1400	Chattanooga	37411
Hawkins	Church Hill Medical Mission (Of One Accord)	401 Richmond Street	Church Hill	37642
Hickman	Ascension Saint Thomas Hickman Medical Clinic	150 East Swan Street	Centerville	37033
Knox	Free Medical Clinic	6209 Chapman Hwy	Knoxville	37920
Knox	InterFaith Health Clinic	315 Gill Ave.	Knoxville	37917
Knox	St. Mary's Legacy Clinic	805 S. Northshore Drive	Knoxville	37919
Knox	Siloam Family Health Center	10919 Carmichael	Knoxville	37932
McMinn	Good Faith Clinic, Inc.	18 S. Congress Parkway	Athens	37303
Roane	Free Medical Clinic of Oak Ridge Harriman	521 Devonia Street	Harriman	37748
Rutherford	Ascension Medical Group Saint Louise Family Medicine Center	1020 North Highland Ave, Suite A	Murfreesboro	37130
Scott	Scott Christian Care Center	101 Marcum Road	Oneida	37841
Sevier	Mountain Hope Good Shepherd Clinic, Inc.	312 Prince Street	Sevierville	37862
Shelby	Baptist Memorial Hospital Foundation	2595 Central	Memphis	38104
Shelby	Church Health Center of Memphis, Inc.	1350 Concourse Avenue, Suite 142	Memphis	38104
Shelby	Your Community Health and Wellness Center	1087 Alice Avenue	Memphis	38106
Sullivan	Healing Hands Health Center	245 Midway Medical Park	Bristol	37620
Sullivan/Hawkins	Providence Medical Clinic of Kingsport	441 Clay Street	Kingsport	37660
Sullivan/Hawkins	Friends In Need Health Center	1105 W. Stone Dr. Suite 5	Kingsport	37660
Sumner	Salvus Center	556 Hartsville Pike, Suite 200	Gallatin	37066
Van Buren	Cumberland Family Care Van Buren	817 College St.	Spencer	38585
White	Cumberland Family Care Sparta	457 Vista Dr.	Sparta	38583
Wilson	Charis Health Center	2620 N Mt Juliet Rd	Mt. Juliet	37122
Wilson	Charis Health Center Sattelite Clinic	9000 Stewarts Ferry Pike	Mt. Juliet	37122

TDH LHD				
County	Clinic Name	Address	City	Zip
Anderson	Anderson County Health Department	710 North Main Street Ste A	Clinton	37716
Bedford	Bedford County Health Department	140 Dover Street	Shelbyville	37160
Blount	Blount County Health Department	301 McGhee Street	Maryville	37801
Bradley	Bradley County Health Department	201 Dooley Street, S.E.	Cleveland	37311
Carroll	Carroll County Health Department	633 High Street	Huntingdon	38344
Carter	Carter County Health Department	403 G Street	Elizabethton	37643
Cheatham	Cheatham County Health Department	162 John Mayfield Drive	Ashland City	37015
Crockett	Crockett County Health Department	209 North Bells Street	Alamo	38001
Dickson	Dickson County Health Department - Dickson	301 West End Avenue	Dickson	37055
Dickson	Dickson County Health Department - White Bluff	200 School Road	White Bluff	37187
Dyer	Dyer County Health Department	1755 Parr Avenue	Dyersburg	38204
Greene	Greene County Health Department	810 West Church Street	Greeneville	37745
Grundy	Grundy County Health Department	1372 Main Street	Altamont	37301
Hawkins	Hawkins County Health Department - Church Hill	247 Silverlake Road	Church Hill	37642
Henderson	Henderson County Health Department	90 Rush Street	Lexington	38351
Henry	Henry County Health Department	803 Joy Street	Paris	38242
Houston	Houston County Health Department	60 Court Square	Erin	37061
Humphreys	Humphreys County Health Department	725 Holly Lane	Waverly	37185
Lauderdale	Lauderdale County Health Department	500 Highway 51 South	Ripley	38063
Lawrence	Lawrence County Health Department	2379 Buffalo Road	Lawrenceburg	38464
Maury	Maury County Health Department	1909 Hampshire Pike	Columbia	38401
McNairy	McNairy County Health Department	725 East Popular Avenue	Selmer	38375
Meigs	Meigs County Health Department	389 River Road	Decatur	37322
Montgomery	Montgomery County Health Department	330 Pageant Lane	Clarksville	37040
Obion	Obion County Health Department	1008 Mt. Zion Road	Union City	38261
Roane	Roane County Health Department	1362 North Gateway Ave	Rockwood	37854
Robertson	Robertson County Health Department	800 South Brown Street	Springfield	37172
Rutherford	Rutherford County Health Department - Murfreesboro	100 West Burton Street	Murfreesboro	37130
Rutherford	Rutherford County Health Department - Smyrna	108 David Collins Drive	Smyrna	37167
Sequatchie	Sequatchie County Health Department	16939 Rankin Avenue N	Dunlap	37327
Sevier	Sevier County Health Department	719 Middle Creek Road	Sevierville	37864
Sumner	Sumner County Health Department - Gallatin	1005 Union School Road	Gallatin	37066
Sumner	Sumner County Health Department - Hendersonville	351 New Shackle Island Rd	Hendersonville	37075
Sumner	Sumner County Health Department - Portland	214 West Longview Drive	Portland	37148
Tipton	Tipton County Health Department	4700 Mueller Brass Road	Covington	38019
Washington	Washington County Health Department	219 Princeton Road	Johnson City	37601
Weakley	Weakley County Health Department	9852 Highway 22	Dresden	38225
Williamson	Williamson County Health Department - Franklin	1324 West Main Street	Franklin	37064
Williamson	Williamson County Health Department - Fairview	2629 Fairview Blvd.	Fairview	37062
Wilson	Wilson County Health Department	927 East Baddour Pky	Lebanon	37087

Project Access				
County	Clinic Name	Address	City	Zip
Davidson	Medical Foundation Of Nashville	28 White Bridge Rd., Ste. 400	Nashville	37205
Hamilton	Medical Foundation Of Chattanooga	1917 E Third St	Chattanooga	37404
Knox	Knoxville Academy Of Medicine	115 Suburban Road	Knoxville	37923
Shelby	Memphis Medical Foundation (Project Access West)	1067 Cresthaven Road	Memphis	38119
Washington	Appalachian Mountain Project Access	926 W. Oakland Ave, Ste 222	Johnson City	37604



Non-LHD FQHC				
County	Clinic Name	Address	City	Zip
Anderson	Cherokee Health Systems Anderson County	1107 N Charles G Seivers Blvd	Clinton	37716
Bedford	Primary Care & Hope Clinic of Shelbyville	1701 N Main St Ste C	Shelbyville	37160
Bledsoe	Ocoee Regional Health Corporation Bledsoe County Primary Care	3625 Main St	Pikeville	37367
Blount	Cherokee Health Systems Blount County	255 E Watt St	Alcoa	37701
Bradley	Ocoee Regional Health Corporation Cleveland Family Healthcare Center	2020 Westland Dr SW	Cleveland	37311
Campbell	Community Health of East Tennessee	130 Independence Ln	La Follette	37766
Campbell	Dayspring Health Jellico	550 Sunset Trl	Jellico	37762
Carter	Rural Health Services Consortium Roan Mountain Medical Center	152 Highway 143	Roan Mountain	37687
Chester	Hardeman County Community Health Center Henderson	1132 Industrial Dr	Henderson	38340
Claiborne	Cherokee Health Systems Claiborne County - Clairfield	5619 Highway 90	Clairfield	37715
Claiborne	Cherokee Health Systems Claiborne County - New Tazewell	1596 Highway 33 S	New Tazewell	37825
Claiborne	Dayspring Health Clairfield	5663 Highway 90	Clairfield	37715
Cocke	Cherokee Health Systems Cocke County - Newport	215 Hedrick Dr	Newport	37821
Cocke	Rural Medical Services Cosby Center	103 Wilton Springs Rd	Newport	37821
Cocke	Rural Medical Services Grassy Fork	4261 Big Creek Road	Hartford	37753
Cocke	Rural Medical Services Newport Center	229 Hedrick Dr	Newport	37821
Cocke	Rural Medical Services Parrottsville Center	111 Mockingbird Ave	Parrottsville	37843
Davidson	Neighborhood Health Casa Azafran	2195 Noelsville Road	Nashville	37211
Davidson	Connectus Health Lenox Village	6130 Nolensville Pike	Nashville	37211
Davidson	Connectus Health Priest Lake Family and Women's Health Center	2637 Murfreesboro Pike	Nashville	37217
Davidson	Connectus Health Vine Hill Community Clinic	601 Benton Ave	Nashville	37204
Davidson	Neighborhood Health Cayce	617 S 8th St	Nashville	37206
Davidson	Neighborhood Health Cleveland Park	1223 Dickerson Place	Nashville	37207
Davidson	Neighborhood Health Inglewood	3904 Gallatin Pike	Nashville	37216
Davidson	Neighborhood Health Napier Place	107 E. Charles E. Davis Blvd	Nashville	37201
Davidson	Neighborhood Health Welshwood	419 Welshwood Dr	Nashville	37211
Davidson	Matthew Walker Comprehensive Health Center	1035 14th Ave N	Nashville	37200
Fayette	Rossville Health Center	4940 Highway 57	Rossville	38066
Grainger	Cherokee Health Systems Grainger County - Washburn	7719 Highway 131	Washburn	37888
Greene	Rural Health Services Consortium Baileyton Medical Center	580 Van Hill Rd	Greeneville	37745
Greene	Rural Health Services Consortium Camp Creek Medical Center	2994 Camp Creek Rd	Greeneville	37743
Grundy	Ocoee Regional Health Corporation Grundy County Primary Care Center	10120 SR 56	Coalmont	37313
Hamblen	Cherokee Health Systems Hamblen County - Morristown	815 W 5th North St	Morristown	37814
Hamblen	Cherokee Health Systems Hamblen County - Talbott	6350 W Andrew Johnson Hwy	Talbott	37877
Hamilton	Cempa Community Care Clinic	1000 E 3rd St Ste 300	Chattanooga	37403
Hamilton	Cempa Community Care at Impact Hub	4001 Rossville Blvd	Chattanooga	37407
Hamilton	Cherokee Health Systems Hamilton County - Chattanooga	5600 Brainerd Rd Ste A4	Chattanooga	37411
Hamilton	Erlanger Community Health Centers Premier	251 N Lyerly St Ste 300	Chattanooga	37404
Hamilton	Erlange Community Health Centers Dodson Avenue	1200 Dodson Ave	Chattanooga	37406
Hamilton	Erlange Community Health Centers Southside	3800 Tennessee Ave. Ste. 124	Chattanooga	37409
Hamilton	Homeless Health Care Center Hamilton County Health Department	730 E 11th St	Chattanooga	37403
Hancock	Rural Health Services Consortium Sneedville Medical Center	1861 Main St	Sneedville	37869
Hardeman	Hardeman County Community Health Center	629 Nuckolls Rd	Bolivar	38008
Hardin	Lifespan Health Enoch Blvd	175 Enoch Blvd	Savannah	38372
Hardin	Lifespan Health	150 E End Dr	Savannah	38372
Hawkins	Rural Health Services Consortium Bulls Gap Medical Center	260 Highway 11 E	Bulls Gap	37711
Hawkins	Rural Health Services Consortium Hawkins Medical Center	4966 Highway 11W	Rogersville	37857
Hawkins	Rural Health Services Consortium Rogersville Medical Complex	4307 Highway 66 S	Rogersville	37857
Haywood	Hardeman County Community Health Center Stanton	17 1st St E	Stanton	38069
Hickman	Three Rivers Community Health Group Hickman	7723 Clearview Church Ln Ste 100	Lyles	37098
Jefferson	Rural Medical Services Chestnut Hill Center	3222 Chestnut Hill School Road	Dandridge	37725
Johnson	ETSU College of Nursing Mountain City Health Clinic	1901 South Shady Street	Mountain City	37683
Johnson	Rural Health Services Consortium Mountain City Medical Center	222 Oak St	Mountain City	37683
Knox	Cherokee Health Systems Knox County - 5th Avenue	538 W 5th Ave	Knoxville	37917
Knox	Cherokee Health Systems Knox County - Center City	2018 Western Ave	Knoxville	37921
Knox	Cherokee Health Systems Knox County - East Knoxville	2202 Martin Luther King Jr Ave	Knoxville	37915

Non-LHD FQHC				
County	Clinic Name	Address	City	Zip
Lake	Citizens of Lake County for Health Care Primary Care Clinic	710 Carl Perkins Pkwy	Tiptonville	38079
Lake	Citizens of Lake County for Health Care William B. Acree	130 N Main St	Ridgely	38080
Lauderdale	Citizens of Lake County for Health Care Lauderdale County	317 Cleveland St	Ripley	38063
Lewis	Lewis Health Center	617 W Main St	Hohenwald	38462
Macon	HOPE Family Health Macon Westside Clinic	10427 Highway 52 W	Westmoreland	37186
Madison	Christ Community Health Services East Jackson	655 Lexington Ave	Jackson	38301
Marshall	Mercy Community Healthcare Marshall County	512 6th Ave N	Lewisburg	37091
Marshall	Mercy Community Healthcare Marshall County	122 E. Commerce Street	Lewisburg	37091
Marshall	Lewis Health Center Lewisburg Family Practice	1090 N Ellington Pkwy Ste 102	Lewisburg	37091
Mauzy	Lewis Health Center PrimeCare	854 W James M Campbell Blvd Ste 30	Columbia	38401
McNairy	Lifespan Health Adamsville	726 E Main St	Adamsville	38310
McNairy	Lifespan Health Selmer	181 S Y Sq	Selmer	38375
Meigs	Ocoee Regional Health Corporation Meigs County Primary Care	305 River Rd	Decatur	37322
Monroe	Chota Community Health Services	1206 Highway 411	Vonore	37885
Monroe	Chota Community Health Services	4798 New Highway 68	Madisonville	37354
Monroe	Chota Community Health Services	412 Hunt St	Tellico Plains	37385
Montgomery	Matthew Walker Comprehensive Health Center - Clarksville	230 Dover Rd	Clarksville	37042
Morgan	Morgan County Medical Center	224 Old Mill Rd	Wartburg	37887
Obion	Citizens of Lake County for Health Care Obion County	321 W Harper St Bldg	Troy	38260
Perry	Three Rivers Community Health Group Perry County Medical Center	115 E Brooklyn St	Linden	37096
Polk	Ocoee Regional Health Corporation Benton Family Healthcare Center	6784 Highway 411	Benton	37307
Rhea	Ocoee Regional Health Corporation Rhea County Primary Care Center	8850 Rhea County Hwy	Dayton	37321
Rutherford	Primary Care & Hope Clinic	1453 Hope Way	Murfreesboro	37129
Rutherford	Primary Care and Hope II	608 S Hancock Street	Murfreesboro	37130
Rutherford	Primary Care & Hope Clinic of Smyrna	351 Quecreek Cir	Smyrna	37167
Rutherford	Matthew Walker Comprehensive Health Center - Smyrna	739 President Pl Ste 100	Smyrna	37167
Scott	Mountain People's Health Councils Area Health Center	3826 Norma Rd	Huntsville	37756
Scott	Mountain People's Health Councils Highland Health Center	715 Rugby Hwy	Robbins	37852
Scott	Mountain People's Health Councils Huntsville Primary Care Center	2974 Baker Hwy	Huntsville	37756
Scott	Mountain People's Health Councils Oneida Clinic	460 Industrial Lane	Oneida	37841
Scott	Mountain People's Health Councils Winfield Medical Center	25677 Scott Hwy	Winfield	37892
Sevier	Cherokee Health Systems Sevier County - Seymour	10731 Chapman Hwy	Seymour	37865
Shelby	Christ Community Health Services Broad Avenue	2861 Broad Ave	Memphis	38112
Shelby	Cherokee Health Systems Shelby County - Harmony Plaza	2146 Frayzer Blvd	Memphis	38127
Shelby	Cherokee Health Systems Shelby County - Parkway Village	4095 American Way, Suite 1	Memphis	38118
Shelby	Christ Community Health Services Frayser	969 Frayser Blvd	Memphis	38127
Shelby	Christ Community Health Services Hickory Hill	5366 Winchester Rd	Memphis	38115
Shelby	Christ Community Health Services Operation Outreach Homeless	1325 Jefferson Ave	Memphis	38104
Shelby	Christ Community Health Center Orange Mound	2569 Douglass Ave	Memphis	38114
Shelby	Christ Community Health Center Raleigh	3481 Austin Peay Hwy	Memphis	38128
Shelby	Christ Community Third Street	3362 S 3rd St	Memphis	38109
Shelby	Tri State Community Health Center	4041 Knight Arnold Rd	Memphis	38118
Shelby	Memphis Health Center	360 EH Crump Blvd	Memphis	38126
Shelby	Salvation Army ARC	2649 Kirby Whitten Rd	Memphis	38133
Shelby	Whitehaven Health Center	4593 Elvis Presley Blvd Ste 101	Memphis	38116
Sullivan	Rural Health Services Consortium Bluff City Medical Center	229 Highway 19 E	Bluff City	37618
Sullivan	Rural Health Services Consortium Kingsport Medical Center	737 E Sevier Ave	Kingsport	37660
Sumner	HOPE Family Health Sumner North Health Center	1124 New Highway 52 E	Westmoreland	37186
Unicoi	Rural Health Services Consortium Dry Creek Medical Center	1826 N Main Ave	Erwin	37650
Union	Cherokee Health Systems Union County - Maynardville	4330 Maynardville Hwy	Maynardville	37807
Washington	Rural Health Services Consortium Limestone Medical Center	105 Limestone Ruritan Rd	Limestone	37681
Washington	ETSU College of Nursing Johnson City Community Health Center	2151 Century Ln	Johnson City	37604
Washington	ETSU College of Nursing Johnson City Downtown Day Center	202 W Fairview Ave	Johnson City	37604
Wayne	Lewis Health Center Primary Care Waynesboro	101 J.V. Mangubat Dr	Waynesboro	38485
Wayne	Lifespan Health Clifton	207 Main St	Clifton	38425
Williamson	Mercy Community Healthcare	1113 Murfreesboro Rd Ste 319	Franklin	37064
Wilson	Neighborhood Health Lebanon	217 E. High Street, Suite 200	Lebanon	37087

LDH FQHC				
County	Clinic Name	Address	City	Zip
Cannon	Cannon County Health Department	106 Alexander Dr	Woodbury	37190
Clay	Clay County Health Department	115 Guffey St	Celina	38551
Cumberland	Cumberland County Health Department	1503 S Main St	Crossville	38555
DeKalb	Dekalb County Health Department	254 Tiger Dr	Smithville	37166
Fentress	Fentress County Health Dept	240 Colonial Cir Ste A	Jamestown	38556
Gibson	Gibson County Community Health Center	1250 S Manufacturers Row	Trenton	38382
Jackson	Jackson County Health Department	600 N Murray St	Gainesboro	38562
Macon	Macon County Health Department	601 Highway 52 Byp E	Lafayette	37083
Overton	Overton County Health Department	5880 Bradford Hicks Dr	Livingston	38570
Pickett	Pickett County Health Department	1013 Woodlawn Dr	Byrdstown	38549
Putnam	Putnam County Health Department	701 County Services Dr	Cookeville	38501
Smith	Smith County Health Department	251 Joy Alford Way	Carthage	37030
Stewart	Stewart County Community Health	1021 Spring St	Dover	37058
Van Buren	Van Buren County Health Dept	907 Old McMinnville St	Spencer	38585
Warren	Warren County Health Department	1401 Sparta St	McMinnville	37110
White	White County Health Department	135 Walker St	Sparta	38583

## Appendix 2: Safety Net Dental Locations

CFB Dental				
County	Clinic Name	Address	City	Zip
Anderson	Emory Valley Dental Clinic (Anderson Co Gov)	723 Emory Valley Road	Oak Ridge	37830
Bedford	Community Clinic of Shelbyville and Bedford County	200 Dover Street, Suite 202	Shelbyville	37160
Blount	Trinity Health Ministries, Inc.	1127 East Lamar Alexander Pkwy	Maryville	37804
Bradley	Karis Community Health	254 Broad Street SW	Cleveland	37311
Claiborne	Servolution Health Services	181 Powell Valley School Lane	Speedwell	37870
Davidson	Interfaith Dental	600 Hill Avenue, Suite 101	Nashville	37210
Hawkins	Friends In Need Health Center	1105 W. Stone Dr. Suite 5	Kingsport	37660
Knox	Free Medical Clinic	6209 Chapman Hwy	Knoxville	37920
Knox	InterFaith Health Clinic	315 Gill Ave.	Knoxville	37917
Knox	Knox County Government dba Health Dept.	140 Dameron Ave	Knoxville	37917
Knox	Volunteer Ministry Center	511 N Broadway	Knoxville	37917
Madison	Helping Hands of Tennessee	1408 North Highland Avenue	Jackson	38301
Marion	Smiles, Inc.	107 East 10th Street	South Pittsburg	37380
Obion	Reelfoot Rural Ministries, Inc.	6923 Minnick Elbride Road	Obion	38240
Sevier	Mountain Hope Good Shepherd Clinic, Inc.	312 Prince Street	Sevierville	37862
Shelby	Church Health Center of Memphis, Inc.	1350 Concourse Avenue, Ste142	Memphis	38104
Sullivan	Healing Hands Health Center	245 Midway Medical Park	Bristol	37620
Washington	Keystone Dental Care, Inc.	603 Bert Street, Suite 206	Johnson City	37601
Williamson	Brentwood Baptist Mobile Dental	7777 Concord Road	Brentwood	37027

Non-LHD FQHC Dental				
County	Clinic Name	Address	City	Zip
Davidson	Matthew Walker Comprehensive Health Center	1035 14th Ave N	Nashville	37208
Fentress	Mountain People's Health Council Fentress County Dental Clinic	104 Regan Avenue	Jamestown	38556
Hamblen	Cherokee Health Systems Hamblen County - Talbott	6350 W Andrew Johnson Hwy	Talbott	37877
Hamilton	Homeless Health Care Center Hamilton County Health Department	730 E 11th St	Chattanooga	37403
Hancock	Rural Health Services Consortium Sneedville Medical Center	1861 Main St	Sneedville	37869
Johnson	Rural Health Services Consortium Mountain City Medical Center	222 Oak St	Mountain City	37683
Montgomery	Matthew Walker Comprehensive Health Center - Clarksville	230 Dover Rd	Clarksville	37042
Perry	Three Rivers Community Health Group Perry County Medical Center	115 E Brooklyn St	Linden	37096
Scott	Mountain People's Health Councils	474 Industrial Lane	Oneida	37841
Shelby	Christ Community Health Services Broad Avenue	2861 Broad Ave	Memphis	38112
Shelby	Christ Community Health Services Frayser	969 Frayser Blvd	Memphis	38127
Shelby	Christ Community Health Services Hickory Hill	5366 Winchester Rd	Memphis	38115
Shelby	Christ Community Health Center Raleigh	3481 Austin Peay Hwy	Memphis	38128
Shelby	Christ Community Third Street	3362 S 3rd St	Memphis	38109
Shelby	Tri State Community Health Center	4041 Knight Arnold Rd	Memphis	38118
Union	Cherokee Health Systems Union County - Maynardville	4330 Maynardville Hwy	Maynardville	37807
Washington	ETSU College of Nursing Johnson City Community Health Center	2151 Century Ln	Johnson City	37604
Wilson	Neighborhood Health Napier Place	217 E High St	Lebanon	37087

TDH LHD				
County	Clinic Name	Address	City	Zip
Bledsoe	Bledsoe County Health Department	1185 Alvin York Highway	Pikeville	37367
Blount	Blount County Health Department	301 McGhee Street	Maryville	37801
Bradley	Bradley County Health Department	201 Dooley Street, S.E.	Cleveland	37311
Campbell	Campbell County Health Department	162 Sharp-Perkins Road	Jacksboro	37757
Carroll	Carroll County Health Department	633 High Street	Huntingdon	38344
Carter	Carter County Health Department	403 G Street	Elizabethton	37643
Cocke	Cocke County Health Department	430 College Street	Newport	37821
Davidson	Davidson County Health Department	2500 Charlotte Avenue	Nashville	37209
DeKalb	DeKalb County Health Department	254 Tiger Drive	Smithville	37166
Dickson	Dickson County Health Department	301 West End Avenue	Dickson	37055
Fayette	Fayette County Health Department	90 Yum Yum Road	Sommerville	38068
Gibson	Gibson County Health Department	1250 S Manufacturers Row	Trenton	38382
Greene	Greene County Health Department	810 West Church Street	Greeneville	37745
Grundy	Grundy County Health Department	1372 Main Street	Altamont	37301
Hamblen	Hamblen County Health Department	331 West Main	Morristown	37814
Hamilton	Hamilton County Health Department	921 East Third Street	Chattanooga	37403
Hancock	Hancock County Health Department	178 Willow Street	Sneedville	37869
Hardeman	Hardeman County Health Department	10825 Old Highway 64	Bolivar	38008
Hawkins	Hawkins County Health Department	247 Silverlake Road	Church Hill	37642
Johnson	Johnson County Health Department	715 West Main Street	Mountain City	37683
Knox	Knox County Health Department	140 Dameron Avenue	Knoxville	37917
Lawrence	Lawrence County Health Department	2379 Buffalo Road	Lawrenceburg	38464
Lincoln	Lincoln County Health Department	1000 Washington Street, West	Fayetteville	37334
Loudon	Loudon County Health Department	600 Rayder Avenue	Loudon	37774
Madison	Jacson Madison County Health Deptartment	804 North Parkway	Jackson	38305
Marion	Marion County Health Department	24 East 7th Street	Jasper	37347
Maury	Maury County Health Department	1909 Hampshire Pike	Columbia	38401

McMinn	Mcminn County Health Department	393 County Road 554	Athens	37303
Meigs	Meigs County Health Department	389 River Road	Decatur	37322
Montgomery	Montgomery County Health Department	330 Pageant Lane	Clarksville	37040
Overton	Overton County Health Department	5880 Bradford-Hicks Drive	Livingston	38570
Pickett	Pickett County Health Department	1013 Woodlawn Drive	Byrdstown	38549
Roane	Roane County Health Department	1362 North Gateway Avenue	Rockwood	37854
Robertson	Robertson County Health Department	800 South Brown Street	Springfield	37172
Rutherford	Rutherford County Health Department	100 West Burton Street	Murfreesboro	37130
Sevier	Sevier County Health Department	719 Middle Creek Road	Sevierville	37864
Shelby	Shelby County Health Department	814 Jefferson Ave 38105	Memphis	38105
Smith	Smith County Health Department	251 Joy Alford Way	Carthage	37030
Stewart	Stewart County Community Health	1021 Spring St	Dover	37058
Tipton	Tipton County Health Department	4700 Mueller Brass Road	Covington	38019
Unicoi	Unicoi County Health Department	101 Okalona Drive	Erwin	37650
Washington	Washington County Health Department	219 Princeton Road	Johnson City	37601
Williamson	Williamson County Health Department	1324 West Main Street	Franklin	37064
Wilson	Wilson County Health Department	927 East Baddour Parkway	Lebanon	37087

LHD FQHC Dental				
County	Clinic	Address	City	Zip
Cannon	Cannon County Health Department	106 Alexander Dr	Woodbury	37190
Cumberland	Cumberland County Health Department	1503 S Main St	Crossville	38555
Jackson	Jackson County Health Department	600 N Murray St	Gainesboro	38562
Putnam	Putnam County Health Department	701 County Services Dr	Cookeville	38501
Van Buren	Van Buren County Health Department	907 Old McMinnville St	Spencer	38585
Warren	Warren County Health Department	1401 Sparta St	McMinnville	37110

## Appendix 3: Health Resource Shortage Areas 2021

In 1989, the Tennessee General Assembly amended the Tennessee Code Annotated, Title 66, Chapter 29, Part 1 to require the Commissioner of Health to designate Health Resource Shortage Areas, to inform decisions about allocation of funding for programs intended to encourage the location of health care practitioners in areas of greatest need. Health Resource Shortage Areas (HRSA) are identified as the 30 counties of the state with the worst population- to- provider ratios, as calculated by comparing the relevant population to the number of full-time equivalent clinicians practicing in that area, as follows:

**Health Resource Shortage Area (HRSA):** The 30 highest ranking "population-to-provider ratios" for Rational Service Areas designated for Primary Care, Obstetric, Pediatric, TennCare and Dental providers.

Note: Multiple counties may have the same rank number resulting in the top 30 shortage areas possibly having more than 30 counties.

**TennCare HRSA:** The 30 highest ranking TennCare enrollees to TennCare provider ratios among the TennCare Rational Service Areas. TennCare primary care providers are defined a physician, advanced practice nurse and physician assistant providing primary care services to the TennCare enrollees within a TennCare Rational Service Area.

**Primary Care HRSA:** The 30 highest ranking total population to primary care provider ratios among the Primary Care Rational Service Areas. A Primary Care provider is defined as a family practice, internal medicine and general practice physician, family nurse practitioners and physician assistants.

**Obstetric HRSA:** The 30 highest ranking female population of childbearing age (15-44 years) to obstetric provider ratios among the Obstetric Rational Service Areas. An obstetric provider is defined as a physician, physician assistant, nurse practitioner or certified nurse mid-wife who specializes in obstetrical care or provides prenatal services and delivery or who may provide these services in addition to practicing in another specialty care area.

**Pediatric HRSA:** The 30 highest ranking population of children, 0-18 years, to pediatric provider ratios among the Pediatric Rational Service Areas. A pediatric provider is defined as a physician, nurse practitioner and physician assistant specializing in pediatrics or general pediatric care or who may provide these services in addition to specializing in family medicine, internal medicine, or general practice medicine.

**Dental HRSA:** The 30 highest ranking total population to primary care dental provider ratios among the Dental Rational Service Areas. A primary care dentist is defined as a DDS, DMD or pediatric dentist.

Appendix 3, Figures 1 through 5 represent accumulated data from the Census of Primary Care and the Census of Dental Care. The FTEs are computed based on the hours offering direct patient care for percentages of TennCare, Pediatrics, Prenatal and Delivery as reported on the questionnaire. Appendix 3, Figure 6 represents Health Professional Shortage Areas as determined by the Health Resources and Services Administration (HRSA)<sup>9</sup>.

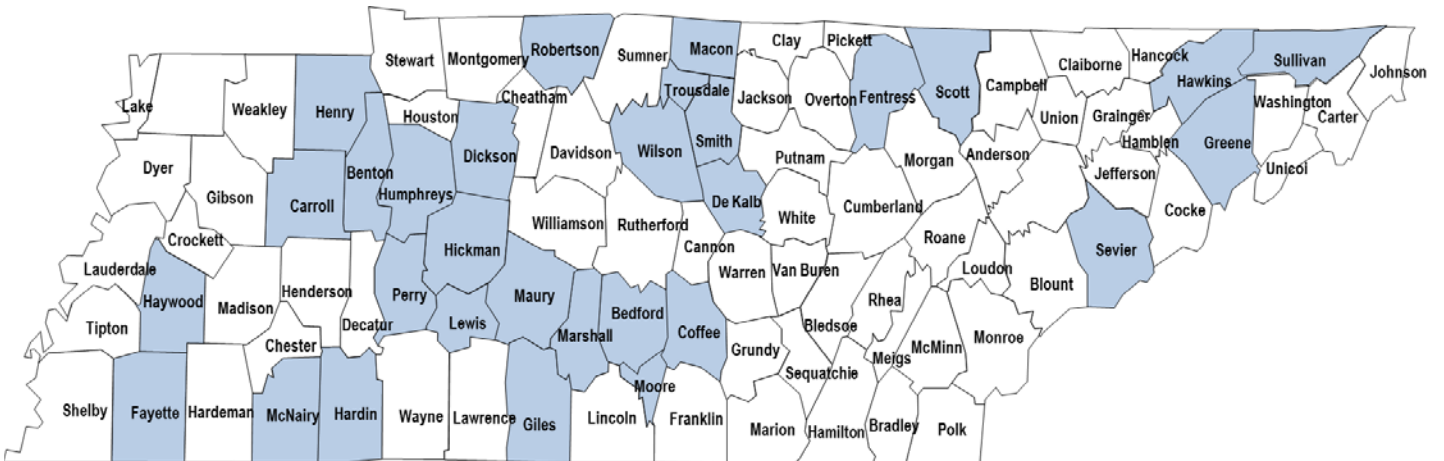
**Appendix 3 Figure 1: TennCare Health Resource Shortage Areas 2021**



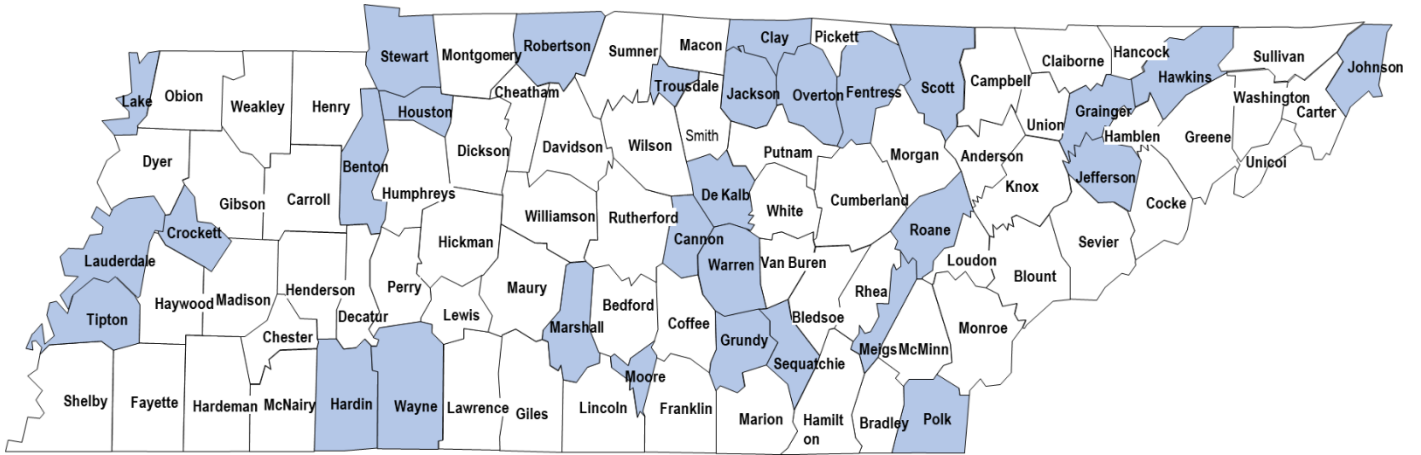
**Appendix 3 Figure 2: Primary Care Health Resources Shortage Areas 2021**



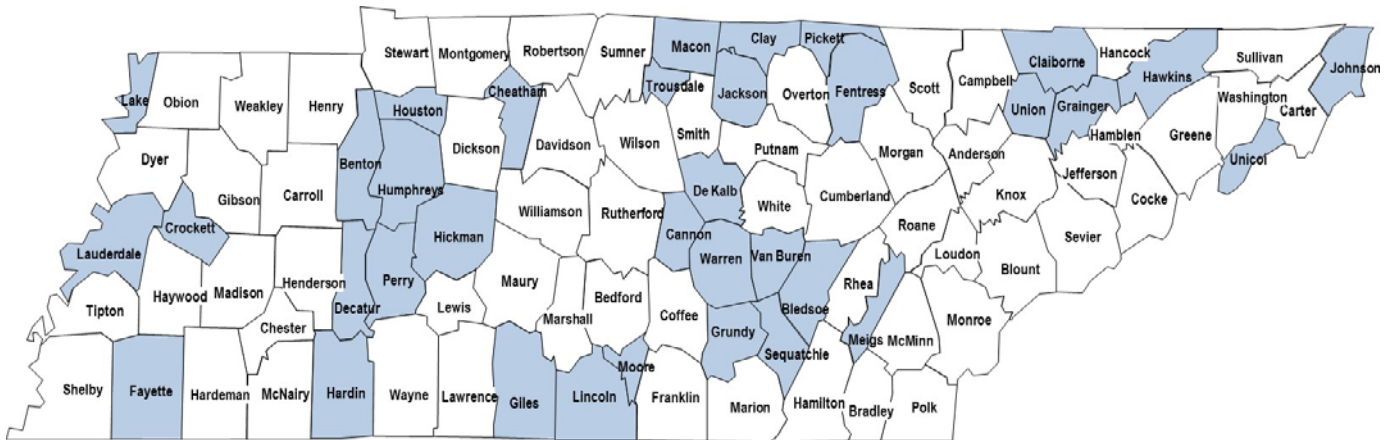
**Appendix 3 Figure 3: Obstetric Health Resources Shortage Areas 2021**



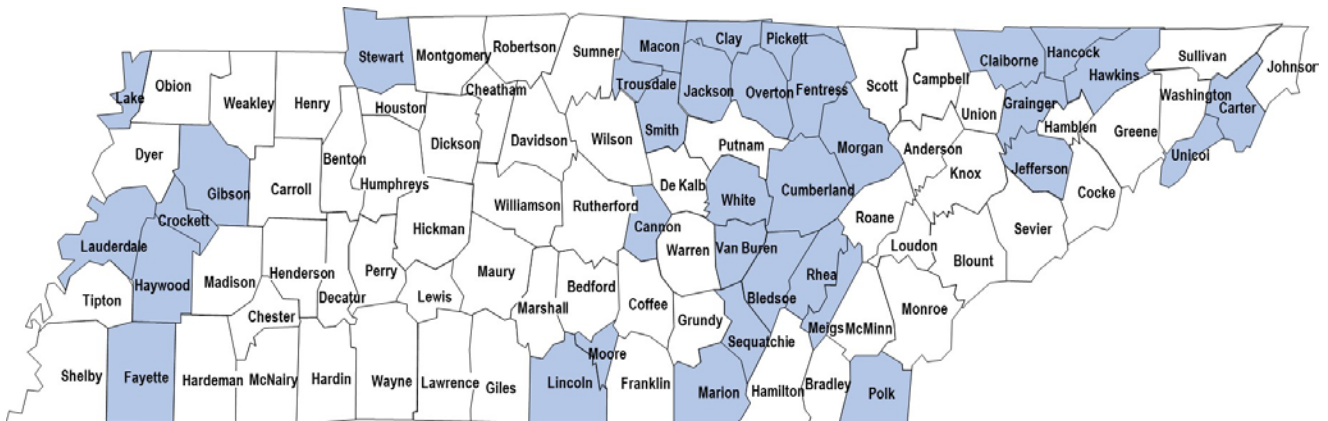
**Appendix 3 Figure 4: Pediatric Health Resources Shortage Areas 2021**



**Appendix 3 Figure 5: Dental Health Resources Shortage Areas 2021**



**Appendix 3 Figure 6: Mental Health Resources Shortage Areas 2021**



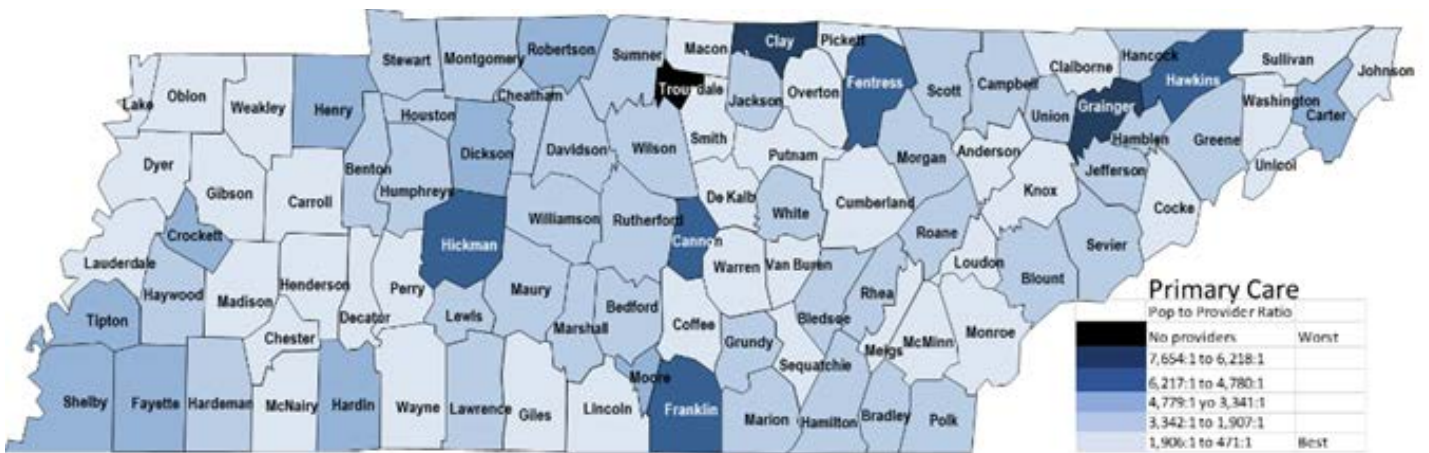


## Appendix 4: Population to Provider Tables

**Appendix 4 Table 1: County Level Primary Care Population to Provider Ratios in 2021**

County	PC Ratio	County	PC Ratio	County	PC Ratio	County	PC Ratio
TROUSDALE	None Identified	WILLIAMSON	2,943. :1	SEVIER	2,066. :1	MONROE	1,506. :1
CLAY	7,654. :1	HARDEMAN	2,651. :1	STEWART	2,066. :1	MEIGS	1,477. :1
GRAINGER	7,001. :1	LAWRENCE	2,646. :1	HAMILTON	2,059. :1	WAYNE	1,427. :1
FRANKLIN	5,961. :1	BLOUNT	2,609. :1	GRUNDY	2,053. :1	UNICOI	1,392. :1
HAWKINS	5,497. :1	BRADLEY	2,573. :1	LEWIS	2,039. :1	COFFEE	1,381. :1
CANNON	4,889. :1	RUTHERFORD	2,519. :1	UNION	1,989. :1	LAUDERDALE	1,376. :1
FENTRESS	4,793. :1	MARSHALL	2,498. :1	SCOTT	1,911. :1	DECATUR	1,359. :1
HICKMAN	4,682. :1	BEDFORD	2,490. :1	ROANE	1,910. :1	MADISON	1,358. :1
CROCKETT	4,500. :1	DAVIDSON	2,454. :1	KNOX	1,877. :1	MCMINN	1,357. :1
FAYETTE	4,366. :1	CAMPBELL	2,398. :1	GILES	1,866. :1	DYER	1,323. :1
ROBERTSON	4,339. :1	CHEATHAM	2,378. :1	GIBSON	1,865. :1	VAN BUREN	1,310. :1
HENRY	4,087. :1	HAYWOOD	2,350. :1	CUMBERLAND	1,863. :1	CLAIBORNE	1,296. :1
DICKSON	3,932. :1	SUMNER	2,334. :1	LOUDON	1,850. :1	OBION	1,255. :1
CARTER	3,866. :1	MORGAN	2,268. :1	SULLIVAN	1,822. :1	CARROLL	1,202. :1
TIPTON	3,865. :1	JACKSON	2,247. :1	WEAKLEY	1,822. :1	MCNAIRY	1,139. :1
HARDIN	3,782. :1	POLK	2,242. :1	JOHNSON	1,794. :1	COCKE	1,049. :1
MOORE	3,544. :1	HAMBLEN	2,227. :1	DEKALB	1,789. :1	WASHINGTON	1,034. :1
SHELBY	3,323. :1	HUMPHREYS	2,222. :1	SMITH	1,717. :1	LAKE	1,028. :1
RHEA	3,208. :1	MAURY	2,211. :1	ANDERSON	1,702. :1	OVERTON	973. :1
MARION	3,171. :1	HANCOCK	2,196. :1	HENDERSON	1,666. :1	CHESTER	966. :1
BENTON	3,165. :1	WHITE	2,111. :1	WARREN	1,629. :1	PUTNAM	906. :1
JEFFERSON	3,068. :1	WILSON	2,100. :1	SEQUATCHIE	1,560. :1	PERRY	895. :1
HOUSTON	3,024. :1	BLEDSOE	2,090. :1	LINCOLN	1,536. :1	PICKETT	471. :1
MONTGOMERY	2,993. :1	GREENE	2,086. :1	MACON	1,509. :1		

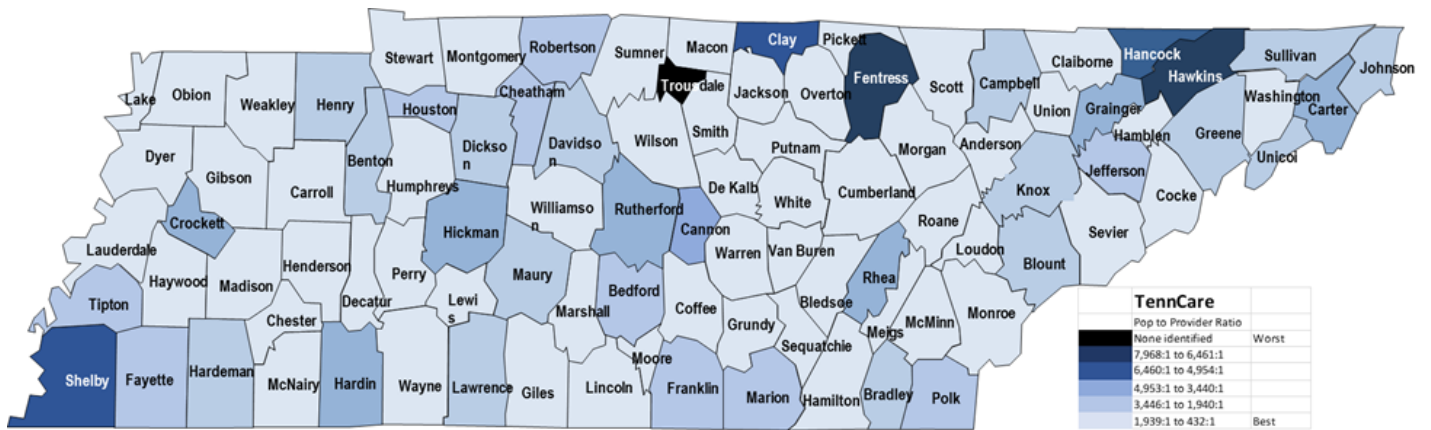
**Figure 1: Primary Care Population to Provider Ratio**



**Appendix 4 Table 2 County Level TennCare Population to Provider Ratios FY2021**

County	TC Ratio	County	TC Ratio	County	TC Ratio	County	TC Ratio
TROUSDALE	None identified	DICKSON	2,425. :1	SUMNER	1,719. :1	LEWIS	1,305. :1
FENTRESS	7,968. :1	CAMPBELL	2,374. :1	WILLIAMSON	1,688. :1	LOUDON	1,302. :1
HAWKINS	6,512. :1	BENTON	2,364. :1	GILES	1,661. :1	MCMINN	1,310. :1
HANCOCK	6,135. :1	LAWRENCE	2,236. :1	GRUNDY	1,643. :1	WASHINGTON	1,279. :1
CLAY	5,428. :1	SULLIVAN	2,234. :1	WILSON	1,643. :1	MONROE	1,272. :1
SHELBY	4,951. :1	HENRY	2,145. :1	MOORE	1,639. :1	HUMPHREYS	1,256. :1
GRAINGER	4,623. :1	MAURY	2,134. :1	WHITE	1,595. :1	LAUDERDALE	1,224. :1
CROCKETT	4,054. :1	JOHNSON	2,044. :1	SEVIER	1,589. :1	WAYNE	1,220. :1
CARTER	4,030. :1	BRADLEY	2,027. :1	MCNAIRY	1,519. :1	UNION	1,202. :1
HARDIN	3,794. :1	DAVIDSON	2,024. :1	HAMILTON	1,505. :1	COFFEE	1,121. :1
HICKMAN	3,786. :1	BLOUNT	2,004. :1	WARREN	1,479. :1	HENDERSON	1,105. :1
CANNON	3,551. :1	KNOX	2,003. :1	JACKSON	1,478. :1	SEQUATCHIE	1,070. :1
RHEA	3,526. :1	UNICOI	2,003. :1	MARSHALL	1,469. :1	OBION	967. :1
RUTHERFORD	3,452. :1	GREENE	1,988. :1	MACON	1,466. :1	VAN BUREN	961. :1
FAYETTE	3,380. :1	HARDEMAN	1,971. :1	BLEDSON	1,439. :1	DECATUR	873. :1
POLK	3,340. :1	MONTGOMERY	1,892. :1	STEWART	1,431. :1	COCKE	852. :1
HOUSTON	3,239. :1	ANDERSON	1,890. :1	GIBSON	1,415. :1	PERRY	829. :1
JEFFERSON	3,067. :1	SCOTT	1,868. :1	CUMBERLAND	1,403. :1	OVERTON	796. :1
ROBERTSON	3,018. :1	CLAIBORNE	1,851. :1	SMITH	1,402. :1	CHESTER	758. :1
MARION	2,796. :1	HAMBLLEN	1,802. :1	WEAKLEY	1,385. :1	PUTNAM	754. :1
BEDFORD	2,675. :1	MORGAN	1,790. :1	MADISON	1,365. :1	DYER	734. :1
FRANKLIN	2,651. :1	HAYWOOD	1,777. :1	MEIGS	1,344. :1	LAKE	652. :1
CHEATHAM	2,563. :1	DEKALB	1,762. :1	CARROLL	1,322. :1	PICKETT	432. :1
TIPTON	2,464. :1	ROANE	1,720. :1	LINCOLN	1,317. :1		

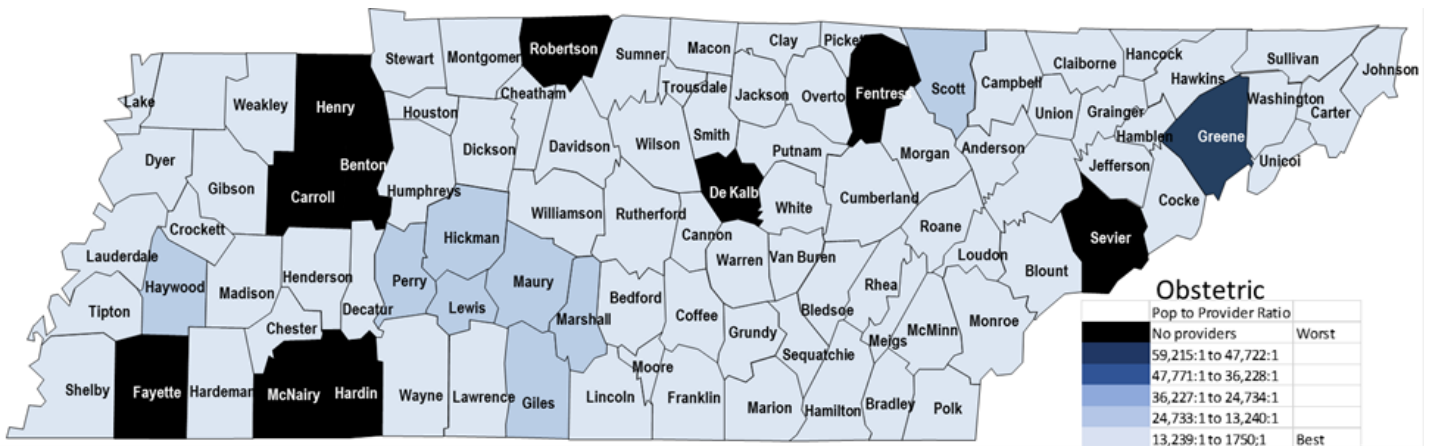
**Figure 2: TennCare Enrollee to Provider Ratio**



**Appendix 4 Table 3: County Level Female Population of Childbearing Age to Obstetric Provider Ratios in 2021**

County	OB Ratio	County	OB Ratio	County	OB Ratio	County	OB Ratio
FAYETTE	None identified	TROUSDALE	7,605. :1	SUMNER	3,755. :1	TIPTON	2,809. :1
CARROLL	None identified	WILSON	7,605. :1	WILLIAMSON	3,755. :1	GRAINGER	2,722. :1
BENTON	None identified	HAWKINS	7,169. :1	HOUSTON	3,656. :1	HAMBLLEN	2,722. :1
HENRY	None identified	SULLIVAN	7,169. :1	MONTGOMERY	3,656. :1	HANCOCK	2,722. :1
HARDIN	None identified	DICKSON	6,221. :1	STEWART	3,656. :1	JEFFERSON	2,722. :1
MCNAIRY	None identified	HUMPHREYS	6,221. :1	JACKSON	3,349. :1	CLAY	2,702. :1
ROBERTSON	None identified	LAWRENCE	5,622. :1	PUTNAM	3,349. :1	OVERTON	2,702. :1
FENTRESS	None identified	WAYNE	5,622. :1	WHITE	3,349. :1	PICKETT	2,702. :1
DEKALB	None identified	CAMPBELL	4,469. :1	BLOUNT	3,274. :1	FRANKLIN	2,521. :1
SEVIER	None identified	CLAIBORNE	4,469. :1	LOUDON	3,274. :1	BLEDSON	2,304. :1
GREENE	59,215. :1	KNOX	4,469. :1	MONROE	3,274. :1	HAMILTON	2,304. :1
SCOTT	20,170. :1	UNION	4,469. :1	CANNON	3,242. :1	MARION	2,304. :1
GILES	19,098. :1	DYER	4,266. :1	RUTHERFORD	3,242. :1	RHEA	2,304. :1
HICKMAN	19,098. :1	LAKE	4,266. :1	WEAKLEY	3,085. :1	SEQUATCHIE	2,304. :1
LEWIS	19,098. :1	LAUDERDALE	4,266. :1	COCKE	2,968. :1	CUMBERLAND	1,996. :1
MARSHALL	19,098. :1	OBION	4,266. :1	LINCOLN	2,944. :1	BRADLEY	1,826. :1
MAURY	19,098. :1	ANDERSON	4,026. :1	CHESTER	2,928. :1	MCMINN	1,826. :1
PERRY	19,098. :1	MORGAN	4,026. :1	CROCKETT	2,928. :1	MEIGS	1,826. :1
HAYWOOD	16,335. :1	ROANE	4,026. :1	DECATUR	2,928. :1	POLK	1,826. :1
BEDFORD	8,119. :1	GRUNDY	4,022. :1	GIBSON	2,928. :1	CARTER	1,750. :1
COFFEE	8,119. :1	VAN BUREN	4,022. :1	HARDEMAN	2,928. :1	JOHNSON	1,750. :1
MOORE	8,119. :1	WARREN	4,022. :1	HENDERSON	2,928. :1	UNICOI	1,750. :1
MACON	7,605. :1	CHEATHAM	3,755. :1	MADISON	2,928. :1	WASHINGTON	1,750. :1
SMITH	7,605. :1	DAVIDSON	3,755. :1	SHELBY	2,809. :1		

**Figure 3: Female Population of Childbearing Age to Obstetric Provider Ratio**



**Appendix 4 Table 4: County Level Pediatric Population to Pediatric Provider Ratios in 2021**

County	Ped Ratio	County	Ped Ratio	County	Ped Ratio	County	Ped Ratio
TROUSDALE	None identified	LAUDERDALE	3,664. :1	DICKSON	2,400. :1	HANCOCK	1,557. :1
JACKSON	22,410. :1	MARSHALL	3,376. :1	UNION	2,327. :1	PERRY	1,541. :1
STEWART	14,925. :1	FENTRESS	3,348. :1	LAWRENCE	2,304. :1	OBION	1,530. :1
MOORE	13,200. :1	CLAY	3,284. :1	GIBSON	2,283. :1	HARDEMAN	1,507. :1
MEIGS	12,860. :1	HARDIN	3,230. :1	LEWIS	2,260. :1	MCMINN	1,502. :1
SEQUATCHIE	6,272. :1	DEKALB	3,192. :1	DAVIDSON	2,015. :1	LINCOLN	1,470. :1
CANNON	6,230. :1	FAYETTE	3,152. :1	WILSON	1,979. :1	HUMPHREYS	1,419. :1
GRUNDY	6,020. :1	MORGAN	3,111. :1	VAN BUREN	1,935. :1	LOUDON	1,332. :1
POLK	5,747. :1	MCNAIRY	3,099. :1	KNOX	1,855. :1	MONROE	1,323. :1
LAKE	5,690. :1	WEAKLEY	2,986. :1	MACON	1,830. :1	GREENE	1,300. :1
SCOTT	5,012. :1	CARROLL	2,954. :1	BEDFORD	1,827. :1	DYER	1,282. :1
TIPTON	4,971. :1	WASHINGTON	2,944. :1	MARION	1,793. :1	CUMBERLAND	1,238. :1
GRAINGER	4,915. :1	CHESTER	2,942. :1	RHEA	1,781. :1	CAMPBELL	1,235. :1
JEFFERSON	4,820. :1	BLEDSE	2,931. :1	BRADLEY	1,780. :1	HAMILTON	1,193. :1
ROANE	4,775. :1	UNICOI	2,930. :1	SULLIVAN	1,775. :1	GILES	1,161. :1
BENTON	4,753. :1	DECATUR	2,856. :1	MAURY	1,769. :1	HAMBLEN	1,149. :1
ROBERTSON	4,654. :1	SHELBY	2,847. :1	BLOUNT	1,753. :1	PUTNAM	1,137. :1
OVERTON	4,592. :1	CHEATHAM	2,806. :1	SUMNER	1,735. :1	ANDERSON	1,092. :1
CROCKETT	4,527. :1	HICKMAN	2,747. :1	HENDERSON	1,711. :1	CLAIBORNE	1,060. :1
WAYNE	4,525. :1	HAYWOOD	2,660. :1	HENRY	1,654. :1	CARTER	1,000. :1
JOHNSON	4,505. :1	SMITH	2,640. :1	FRANKLIN	1,647. :1	COFFEE	950. :1
HAWKINS	4,429. :1	WILLIAMSON	2,630. :1	MONTGOMERY	1,630. :1	COCKE	690. :1
WARREN	3,833. :1	RUTHERFORD	2,590. :1	SEVIER	1,589. :1	PICKETT	642. :1
HOUSTON	3,812. :1	WHITE	2520	MADISON	1,577. :1		

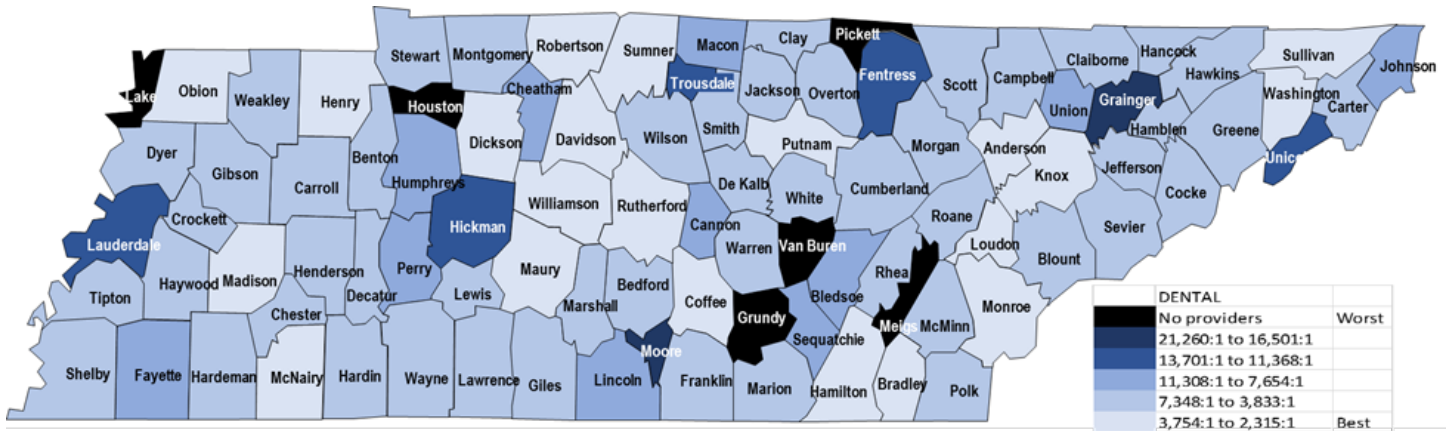
**Figure 4: Pediatric Population to Provider Ratio**



**Appendix 4 Table 5: County Level Population to Dental Provider Ratios in 2021**

County	Dental Ratio	County	Dental Ratio	County	Dental Ratio	County	Dental Ratio
GRUNDY	None identified	CLAIBORNE	8,351. :1	SEVIER	5,677. :1	SHELBY	3,913. :1
HOUSTON	None identified	HAWKINS	7,974. :1	OVERTON	5,659. :1	DYER	3,898. :1
LAKE	None identified	DECATUR	7,791. :1	FRANKLIN	5,564. :1	BLOUNT	3,833. :1
MEIGS	None identified	CLAY	7,654. :1	HANCOCK	5,490. :1	HENRY	3,754. :1
PICKETT	None identified	HARDIN	7,348. :1	WHITE	5,470. :1	BRADLEY	3,737. :1
VAN BUREN	None identified	WARREN	7,141. :1	WEAKLEY	5,405. :1	SUMNER	3,714. :1
MOORE	21,260. :1	DEKALB	7,089. :1	HAMBLEN	5,390. :1	DICKSON	3,609. :1
GRAINGER	16,501. :1	BENTON	7,018. :1	WAYNE	5,385. :1	RUTHERFORD	3,593. :1
UNICOI	13,701. :1	CROCKETT	6,857. :1	POLK	5,255. :1	WASHINGTON	3,483. :1
HICKMAN	13,060. :1	GILES	6,508. :1	CUMBERLAND	5,241. :1	ROBERTSON	3,412. :1
LAUDERDALE	11,814. :1	JACKSON	6,490. :1	MARSHALL	5,233. :1	LOUDON	3,313. :1
FENTRESS	11,384. :1	MARION	6,486. :1	ROANE	5,204. :1	PUTNAM	3,175. :1
TROUSDALE	11,368. :1	MONROE	6,398. :1	CAMPBELL	5,169. :1	KNOX	3,148. :1
LINCOLN	11,308. :1	BEDFORD	6,355. :1	CHESTER	5,056. :1	OBION	3,037. :1
CHEATHAM	10,860. :1	HENDERSON	6,218. :1	HARDEMAN	4,989. :1	DAVIDSON	3,032. :1
HUMPHREYS	10,845. :1	SMITH	6,169. :1	STEWART	4,973. :1	MCNAIRY	2,971. :1
JOHNSON	10,443. :1	HAYWOOD	5,875. :1	GIBSON	4,923. :1	MAURY	2,930. :1
UNION	10,257. :1	COCKE	5,829. :1	GREENE	4,781. :1	ANDERSON	2,839. :1
FAYETTE	10,041. :1	TIPTON	5,797. :1	MONTGOMERY	4,613. :1	MADISON	2,758. :1
PERRY	9,953. :1	LAWRENCE	5,786. :1	RHEA	4,609. :1	HAMILTON	2,606. :1
CANNON	9,452. :1	SCOTT	5,782. :1	JEFFERSON	4,400. :1	COFFEE	2,592. :1
BLED SOE	9,273. :1	LEWIS	5,728. :1	MORGAN	4,309. :1	SULLIVAN	2,497. :1
SEQUATCHIE	9,260. :1	CARTER	5,701. :1	MCMINN	4,245. :1	WILLIAMSON	2,315. :1
MACON	9,170. :1	CARROLL	5,692. :1	WILSON	4,044. :1		

**Figure 5: Dental Population to Provider Ratio**

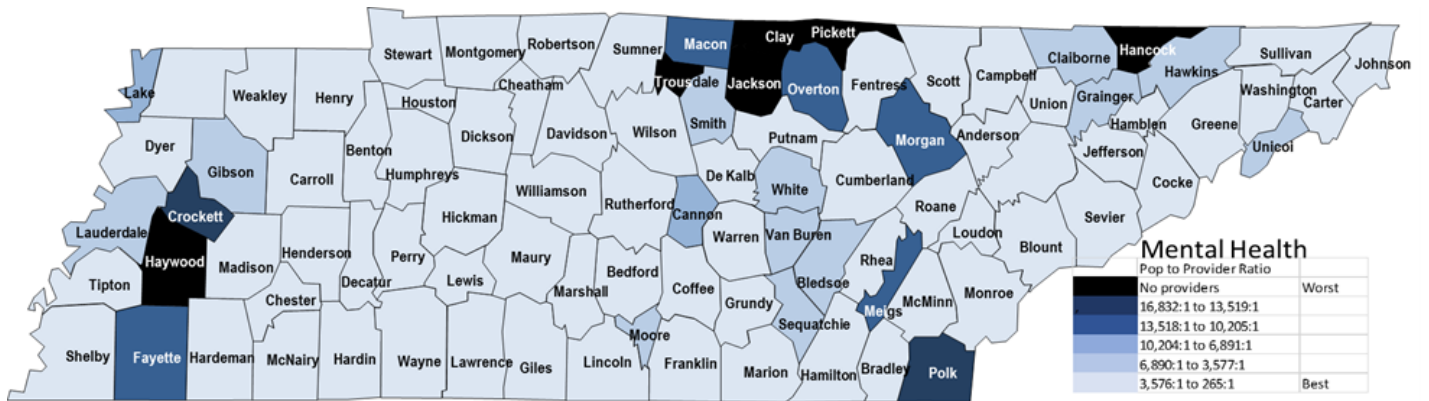


**Appendix 4 Table 6: County Level Mental Health Population to Provider Ratios FY2021**

County	MH Ratio	County	MH Ratio	County	MH Ratio	County	MH Ratio
Clay	None identified	Sequatchie	5,009:1	Union	1,997:1	Greene	1,047:1
Hancock	None identified	Gibson	4,094:1	Campbell	1,992:1	Rutherford	1,022:1
Haywood	None identified	Bledsoe	3,766:1	Carroll	1,983:1	Hardin	987:1
Jackson	None identified	Stewart	3,429:1	Franklin	1,919:1	Bradley	983:1
Pickett	None identified	Carter	3,317:1	Dyer	1,858:1	Dickson	981:1
Trousdale	None identified	Marion	3,212:1	Humphreys	1,858:1	Sullivan	796:1
Polk	16,832:1	Lincoln	3,124:1	Wayne	1,853:1	Blount	756:1
Crockett	14,230:1	Fentress	3,087:1	Giles	1,842:1	Hardeman	737:1
Meigs	12,422:1	Cumberland	3,026:1	Wilson	1,831:1	McNairy	734:1
Macon	12,301:1	Jefferson	2,868:1	Loudon	1,802:1	Shelby	669:1
Overton	11,121:1	Rhea	2,764:1	Perry	1,615:1	Hamblen	618:1
Morgan	10,702:1	Grundy	2,685:1	Robertson	1,561:1	Williamson	541:1
Fayette	10,283:1	Lewis	2,454:1	Tipton	1,502:1	Henry	530:1
Cannon	7,339:1	Cocke	2,400:1	Bedford	1,462:1	Montgomery	504:1
Lake	7,016:1	Weakley	2,381:1	McMinn	1,454:1	Houston	482:1
White	6,836:1	Monroe	2,327:1	Warren	1,423:1	Hamilton	452:1
Moore	6,488:1	Benton	2,309:1	Sevier	1,384:1	Coffee	445:1
Lauderdale	6,408:1	Hickman	2,289:1	Cheatham	1,356:1	Maury	438:1
Unicoi	5,961:1	Roane	2,224:1	Lawrence	1,193:1	Putnam	427:1
Van Buren	5,872:1	DeKalb	2,049:1	Chester	1,153:1	Madison	390:1
Grainger	5,830:1	Marshall	2,022:1	Sumner	1,139:1	Washington	306:1
Hawkins	5,679:1	Henderson	2,008:1	Johnson	1,112:1	Davidson	298:1
Claiborne	5,327:1	Scott	2,006:1	Anderson	1,069:1	Knox	265:1
Smith	5,039:1	Obion	2,005:1	Decatur	1,060:1		

Source: Robert Wood Johnson, Health Ranking 2021 <https://www.countyhealthrankings.org/app/tennessee/2021/measure/factors/62/data>

**Figure 6: Mental Health Population to Provider Ratio**



## References

1. Tennessee Department of Health Strategic Priorities.  
<https://www.tn.gov/content/dam/tn/health/program-areas/division-of-health-disparities-elimination/images/TDH-Strategic-Priorities.jpg>
2. 2021 America's Health Rankings, United Health Foundation,  
<https://www.americashealthrankings.org/search?q=US+uninsured+rates>
3. The Impact of TennCare: A Survey of Recipients, 2021  
<https://haslam.utk.edu/wp-content/uploads/drupal/sites/default/files/tncare21.pdf>
4. Tennessee Health Insurance Coverage 2021, <https://www.healthinsurance.org/states/tennessee/>
5. TennCare Enrollment Report for August 2021,  
[https://www.tn.gov/content/dam/tn/tenncare/documents2/fte\\_202108.pdf](https://www.tn.gov/content/dam/tn/tenncare/documents2/fte_202108.pdf)
6. Tennessee Behavioral Risk Factor Surveillance System (BRFSS), 2019 and 2020.  
<https://www.tn.gov/health/health-program-areas/statistics/health-data/brfss.html>
7. U.S. Department of Health and Human Services, Health Resources and Services Administration,  
<https://data.hrsa.gov>
8. Dental Lifeline Network, Tennessee Donated Dental Services (DDS), Program Fourth Quarter Report for July 1, 2020.
9. Health Professional Shortage Area (HPSA). <https://data.hrsa.gov/tools/shortage-area/hpsa-find>.

