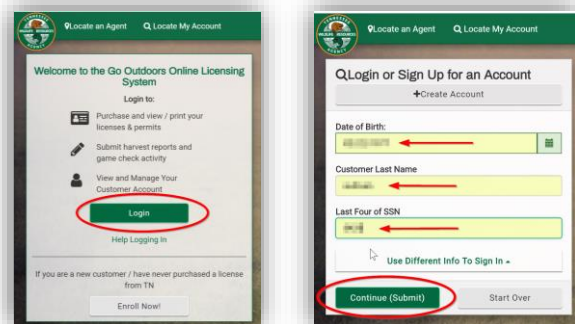


Waterfowl Blinds Notice of Intent Quick Start Guide

Need Help? Call 1-888-891-8972 (Mon - Fri 8:30 AM - 4:00 PM)

Logging In Navigate to: QuotaHunt.GoOutdoorsTennessee.com

1. Click Login



2. Enter: Date of Birth

Last Name

Last 4 of SSN

or

A personal identifier

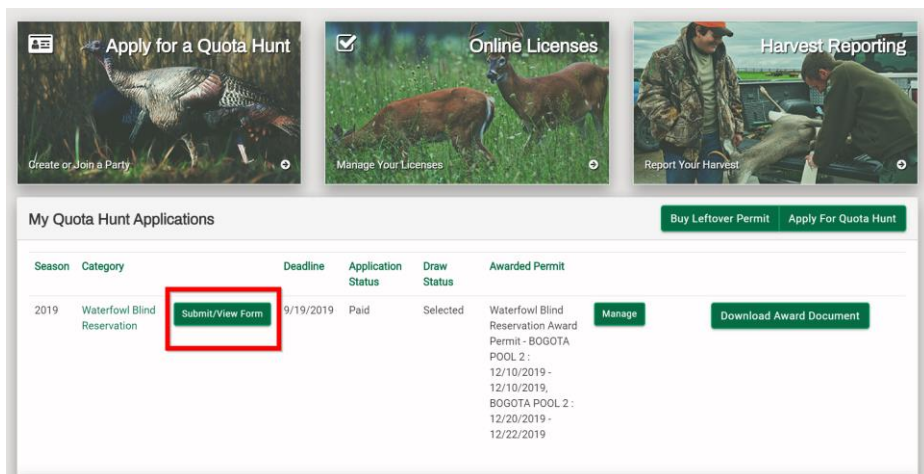
3. Click Continue (Submit)

Open the Forms

Locate the Waterfowl Blind Category.

Successful (Selected) Applicants will have options specific to this hunt.

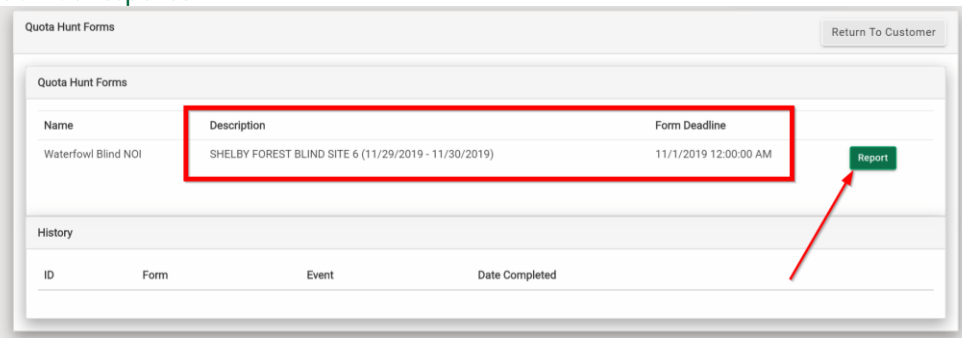
From this Screen, click the [Submit/View Form](#).



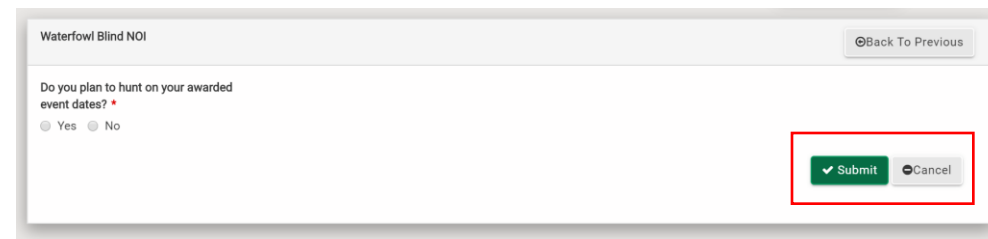
Completing the NOI

Complete an NOI Form for EACH HUNT in which the hunter is successful. If a hunter is awarded more than one hunt, they will be required to submit an NOI for each hunt.

The description will list the hunt area, site, and dates. Click on the [report](#) button to submit a response.

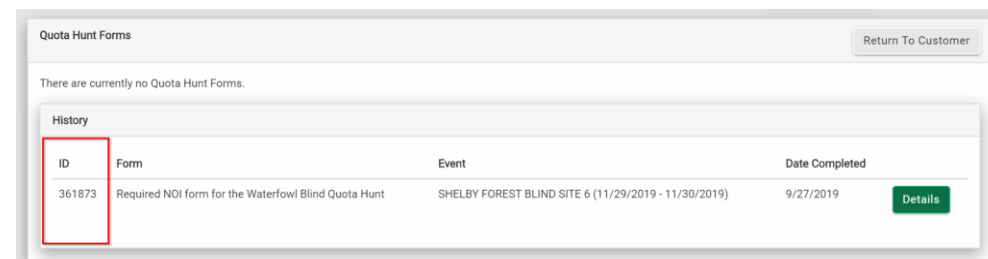


Respond to the question: "Do you plan to hunt on your awarded event dates?" Then, click submit.



Confirmation Numbers

After submitting a form, the hunter will receive a confirmation number. The confirmation number will display in the ID column of the form history section.



Hunters are required to have their confirmation numbers with them at the time of the hunt.