

# Wild Turkey Summer Brood and Fall Harvest Report 2013 - 2014



TENNESSEE WILDLIFE RESOURCES AGENCY

Roger Applegate, Wildlife Biologist, Wildlife and Forestry Division,

TWRA Wildlife Technical Report 15-6

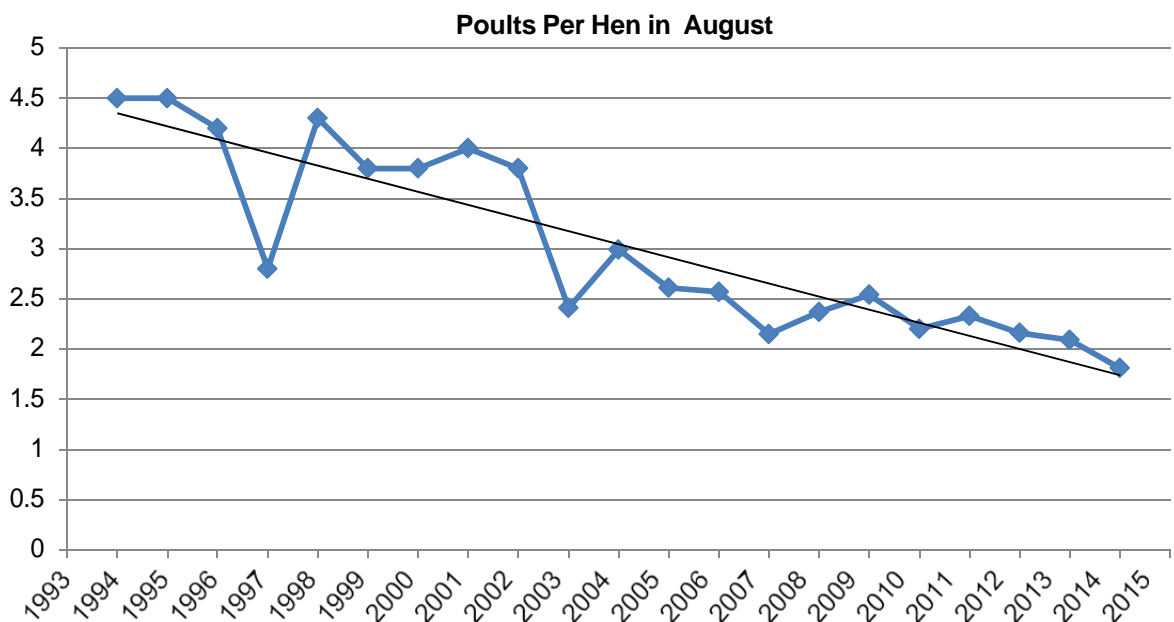
# Table of Contents

Statewide Wild Turkey Survey .....	1
Statewide Brood Survey Data .....	2
Statewide Wild Turkey Nests Initiated per Week .....	3
Statewide Average Brood Size by Age Class .....	4
2014 Fall Harvest Turkey Overview .....	5
Proclamation 13-05 Big Game Seasons .....	6
Proclamation 14-03 Big Game Seasons .....	8
Region I County Fall Wild Turkey Harvest .....	10
Region II County Fall Wild Turkey Harvest .....	11
Region III County Fall Wild Turkey Harvest .....	12
Region IV County Fall Wild Turkey Harvest .....	13
Statewide County Fall Wild Turkey Harvest .....	14
Wildlife Management Area Fall Wild Turkey Harvest .....	15
Statewide Fall Wild Turkey Harvest .....	16



# Statewide Brood Survey Data

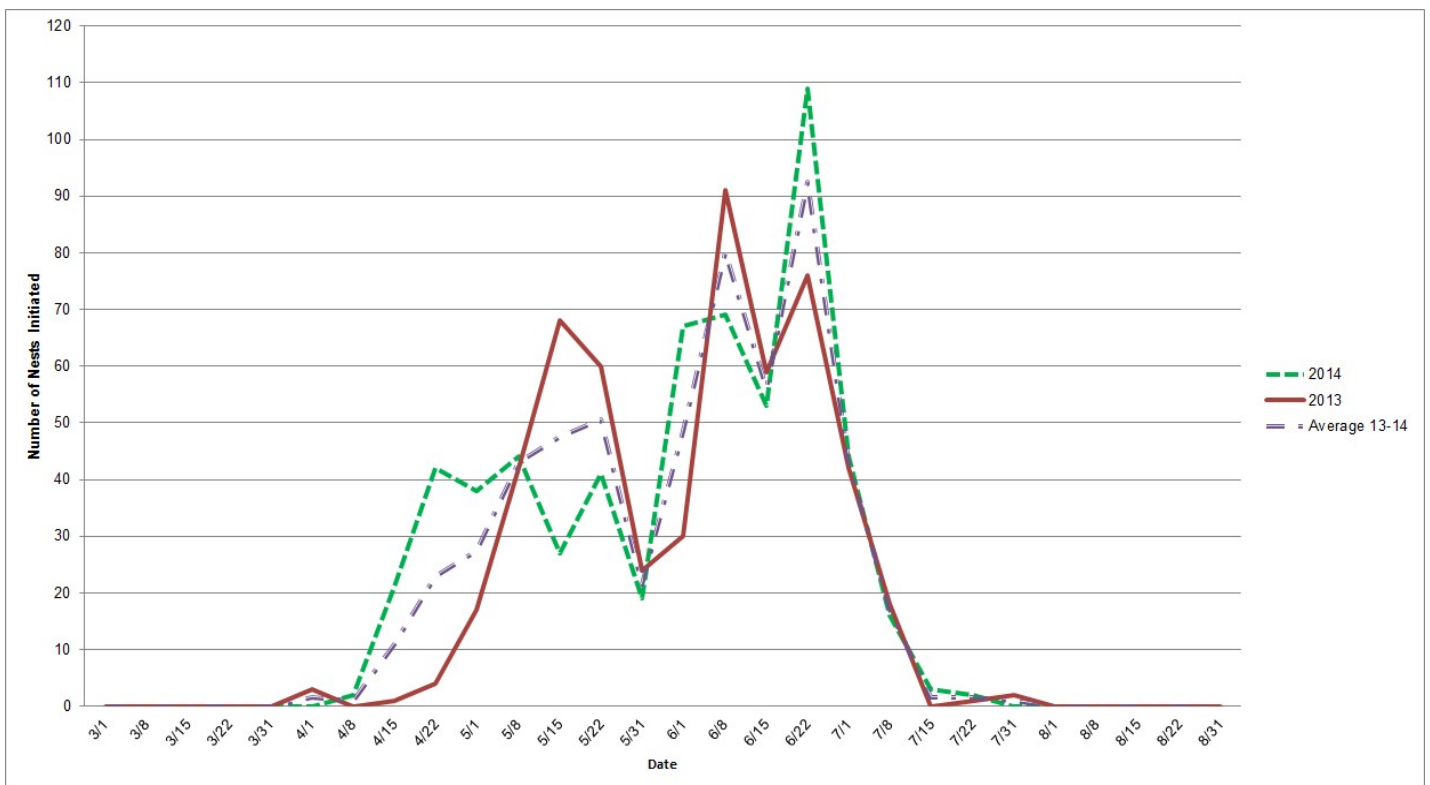
Year	Total Turkeys Reported	Total Hens Reported	% of Hens without Poults	Poult per Hen Ratio	Poults per Brood	Total Number of Poults
1994	5,310	870	21.1	4.5	6.5	3,895
1995	3,173	518	27.4	4.5	6.7	2,350
1996	4,179	760	21.4	4.2	6.4	3,164
1997	2,856	663	39.5	2.8	5.7	1,831
1998	5,124	893	21.6	4.3	6.2	3,853
1999	3,100	592	25.5	3.8	6.4	2,229
2000	4,726	837	22.7	3.8	5.8	3,192
2001	3,573	606	23.1	4.0	6.1	2,415
2002	5,796	1,063	26.4	3.8	5.8	4,054
2003	2,126	574	39.4	2.4	6.0	1,365
2004	2,640	611	34.7	3.0	6.5	1,828
2005	1,540	369	49.9	2.6	5.0	964
2006	2,768	707	44.3	2.6	6.0	1,819
2007	2,100	593	46.2	2.2	4.2	1,277
2008	2,409	598	45.5	2.4	4.8	1,418
2009	1,478	377	42.2	2.5	6.2	957
2010	1,964	568	46.1	2.2	6.0	1,241
2011	4,278	1,110	43.3	2.3	6.1	2,587
2012	2,066	654	42.6	2.2	5.3	1,412
2013	2,487	806	48.1	2.1	5.6	1,683
2014	2,533	820	46.8	1.8	5.5	1,483
Average	2,658.8	546.8	31.3	3.7	6.1	1,839.8



# Statewide Wild Turkey Nests Initiated per Week

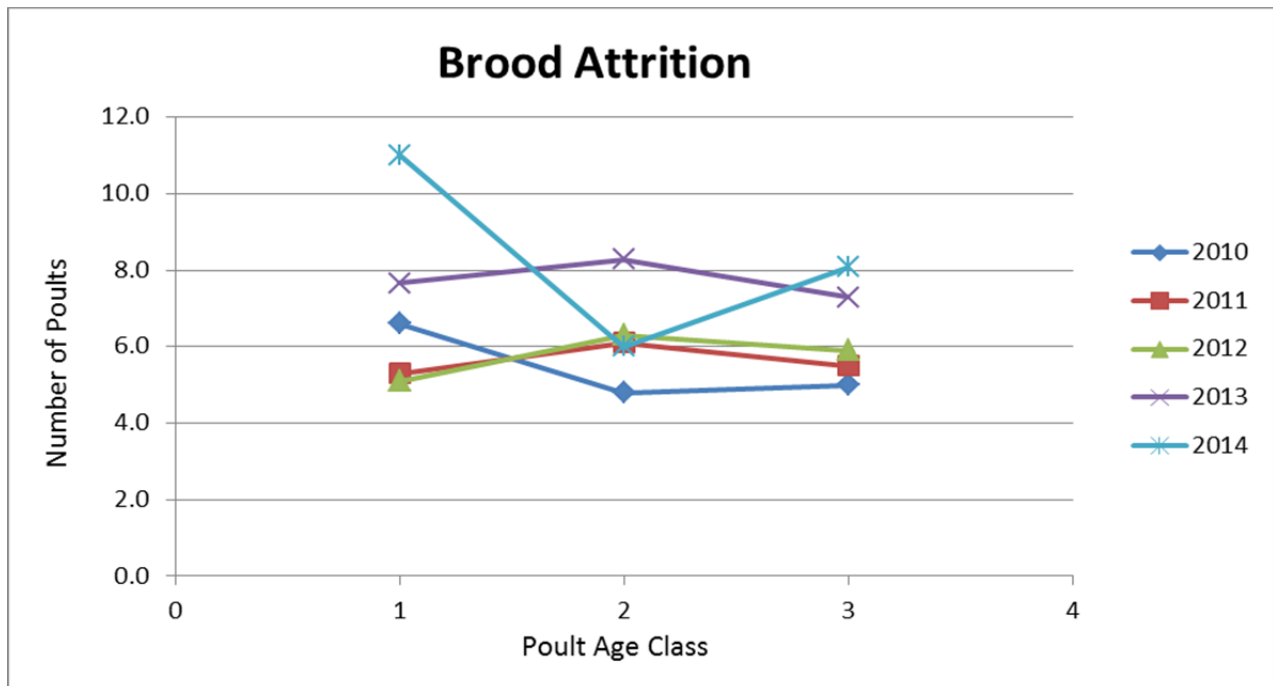
Dates	2013	2014	Average 13-14
3/1	0	0	0
3/8	0	0	0
3/15	0	0	0
3/22	0	0	0
4/1	3	0	1.5
4/8	0	2	1
4/15	1	21	11
4/22	4	42	23
5/1	17	38	27.5
5/8	42	44	43
5/15	68	27	47.5
5/22	60	41	50.5
6/1	54	86	70
6/8	91	69	80
6/15	59	53	56
6/22	76	109	92.5
7/1	42	44	43
7/8	18	16	17
7/15	0	3	1.5
7/22	1	2	1.5
7/31	2	0	1

Statewide Wild Turkey Nests Initiated per Week



# Statewide Average Brood Size by Age Class

Poult Age (Class)	2003	2004	2005	2006	2007	2008	2009	2010	2011	2012	2013	2014	Average
1	6.6	7.4	4.8	6.4	7.3	6.3	6.8	6.6	5.3	5.1	7.7	11	6.8
2	4.2	6.4	5.6	5.0	5.3	6.0	5.6	4.8	6.1	6.3	8.3	6.0	5.8
3	5.2	5.4	5.1	4.6	4.5	4.7	5.0	5.0	5.5	5.9	7.3	8.1	5.5



## 2013-2014 Fall Wild Turkey Harvest Overview

The primary changes to fall turkey hunting seasons were closures of fall hunting or reduction in bag limits. Lawrence, Wayne, and Giles Counties were closed to fall turkey hunting in 2014. These closures were followed by a turkey hunter survey, aerial surveys, and research on diseases. Fall turkey harvest continues to decline in Regions 1 & 2 and increase in Regions 3 & 4. Overall, the statewide fall harvest trend is slightly downward. The challenge in using harvest trends to represent population trends is the lack of an estimate of hunter effort. A statewide human dimensions survey of wild turkey hunters will be conducted in 2015 to learn more about fall turkey hunting.

# Proclamation 13-05 Big Game Seasons

Tennessee Wildlife Resources Commission  
Proclamation 13-05  
Statewide Big Game Hunting Seasons and Bag Limit  
(Exclusive of Wildlife Management Areas and Refuges)

Pursuant to the authority granted by Tennessee Code Annotated Sections 70-4-107 and 70-5-108, the Tennessee Fish and Wildlife Commission hereby proclaims the statewide big game seasons and bag limits, effective August 1, 2013.

## Section IV. General Regulations for Spring and Fall Turkey Harvest

### D. Fall Turkey Hunting (Shotgun/Archery)

The following counties are open for fall turkey hunting. Bag limits for this season are defined by the following table. The bag limits listed in the table are for turkeys, either sex. If a county is listed in the table, turkey may be harvested with archery equipment during the deer/archery only season. Turkeys harvested during the deer/archery only season count toward the county bag limit.



## Proclamation 13-05 Big Game Seasons (cont.)

COUNTY	Dates: 14 days preceding Young Sportsman Deer Hunt		COUNTY	Dates: 14 days preceding Young Sportsman Deer Hunt
Anderson	2		Jackson	1
Bedford	6		Jefferson	2
Benton	1		Johnson	2
Blount	2		Knox	2
Campbell	2		Lawrence	1
Cannon	3		Madison	1
Carroll	3		Marion	2
Carter	2		Marshall	6
Cheatham	6		Maury	6
Chester	1		McNairy	1
Claiborne	2		Meigs	1
Clay	1		Montgomery	6
Cocke	3		Moore	3
Coffee	3		Morgan	1
Cumberland	1		Obion	1
Davidson	6		Overton	1
Decatur	1		Perry	1
DeKalb	2		Pickett	1
Dickson	6		Putnam	1
Fayette	1		Rhea	1
Fentress	1		Roane	1
Franklin	6		Robertson	6
Gibson	1		Rutherford	6
Giles	1		Scott	2
Grainger	2		Sequatchie	1
Greene	3		Sevier	2
Grundy	1		Smith	6
Hamblen	2		Stewart	1
Hamilton	1		Sullivan	3
Hancock	2		Sumner	6
Hardeman	1		Trousdale	6
Hardin	1		Union	2
Hawkins	3		Van Buren	1
Henderson	1		Warren	3
Henry	3		Washington	2
Hickman	6		Wayne	1
Houston	1		Weakley	3
Humphreys	1		White	2
Lewis	3		Williamson	6
Lincoln	3		Wilson	6
Macon	6			

# Proclamation 14-03 Big Game Seasons

Tennessee Wildlife Resources Commission  
Proclamation 14-03  
Statewide Big Game Hunting Seasons and Bag Limit  
(Exclusive of Wildlife Management Areas and Refuges)

Pursuant to the authority granted by Tennessee Code Annotated Sections 70-4-107 and 70-5-108, the Tennessee Wildlife Resources Commission hereby proclaims the statewide big game seasons and bag limits, effective August 1, 2014.

## Section IV. General Regulations for Spring and Fall Turkey Harvest

### D. Fall Turkey Hunting (Shotgun/Archery)

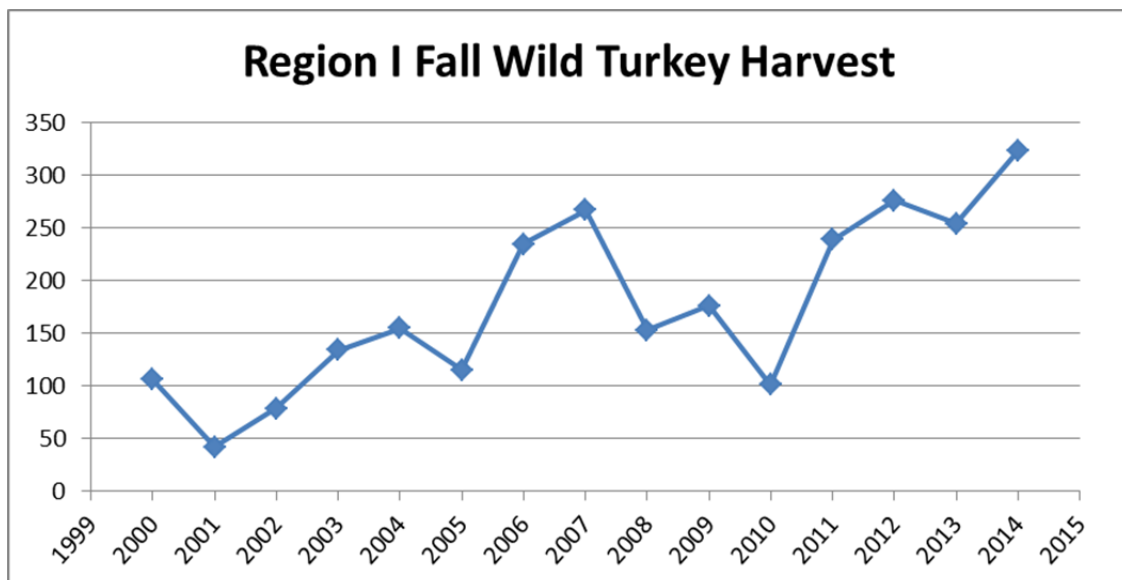
The following counties are open for fall turkey hunting. Bag limits for this season are defined by the following table. The bag limits listed in the table are for turkeys, either sex. If a county is listed in the table, turkey may be harvested with archery equipment during the deer/archery only season. Turkeys harvested during the deer/archery only season count toward the county bag limit.

## Proclamation 14-03 Big Game Seasons (cont.)

COUNTY	Dates: 14 days preceding 1 <sup>st</sup> Young Sportsman Deer Hunt		COUNTY	Dates: 14 days preceding 1 <sup>st</sup> Young Sportsman Deer Hunt
Anderson	2		Macon	6
Bedford	6		Jackson	1
Benton	1		Jefferson	2
Blount	2		Johnson	2
Campbell	2		Knox	2
Cannon	3		Madison	1
Carroll	3		Marion	2
Carter	2		Marshall	6
Cheatham	6		Mauzy	6
Chester	1		McNairy	1
Claiborne	2		Meigs	1
Clay	1		Montgomery	6
Cocke	3		Moore	3
Coffee	3		Morgan	1
Cumberland	1		Obion	1
Davidson	6		Overton	1
Decatur	1		Perry	1
DeKalb	2		Pickett	1
Dickson	6		Putnam	1
Fayette	1		Rhea	1
Fentress	1		Roane	1
Franklin	6		Robertson	6
Gibson	1		Rutherford	6
Grainger	2		Scott	2
Greene	3		Sequatchie	1
Grundy	1		Sevier	2
Hamblen	2		Smith	6
Hamilton	1		Stewart	1
Hancock	2		Sullivan	3
Hardeman	1		Sumner	6
Hardin	1		Trousdale	6
Hawkins	3		Union	2
Henderson	1		Van Buren	1
Henry	3		Warren	3
Hickman	6		Washington	2
Houston	1		Weakley	3
Humphreys	1		White	2
Lewis	3		Williamson	6
Lincoln	3		Wilson	6

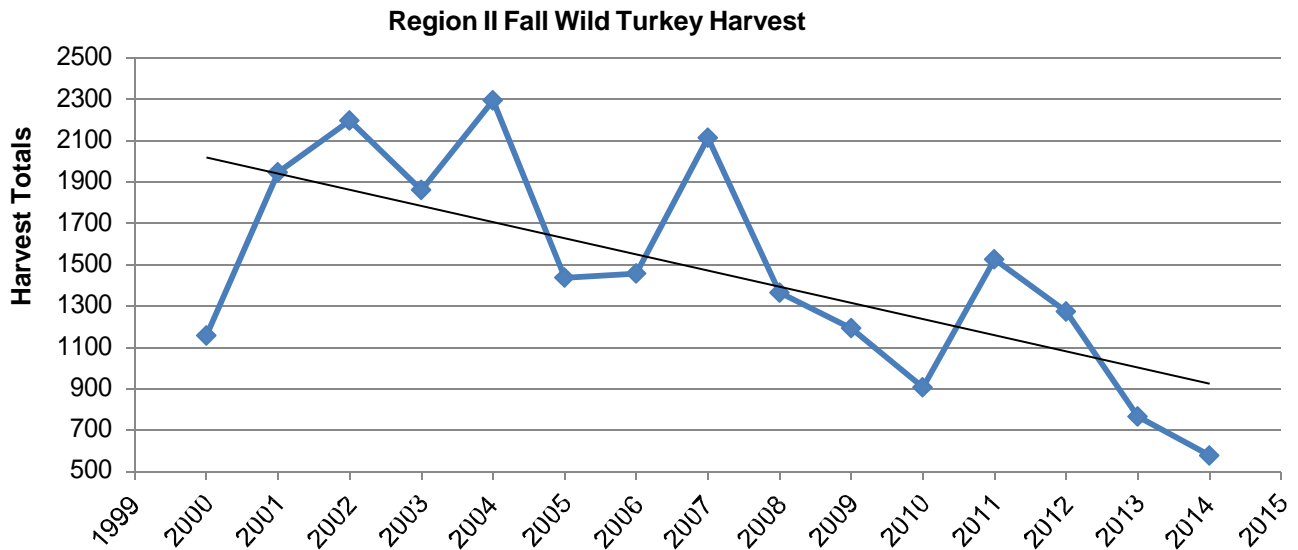
## Region I County Fall Wild Turkey Harvest

COUNTY	2000	2001	2002	2003	2004	2005	2006	2007	2008	2009	2010	2011	2012	2013	2014
CROCKETT	0	0	0	0	0	0	0	0	0	0	0	0	0	0	0
DYER	0	0	0	0	0	0	0	0	0	0	0	0	0	0	0
FAYETTE	0	0	0	0	0	8	4	8	7	3	2	14	4	4	52
GIBSON	0	0	0	0	0	4	0	0	0	4	0	5	10	6	15
HARDEMAN	13	8	5	7	10	12	9	21	13	13	0	13	15	12	9
HAYWOOD	0	0	0	0	0	0	0	0	0	0	0	0	0	0	0
LAKE	0	0	0	0	0	0	0	0	0	0	0	0	1	11	1
LAUDERDALE	0	0	0	0	0	0	0	0	0	0	0	0	0	0	0
MADISON	0	0	0	12	5	11	55	10	11	10	0	0	14	23	16
OBION	0	0	0	0	0	0	0	0	0	0	0	9	10	12	4
SHELBY	0	0	0	0	0	0	0	0	0	0	0	0	0	0	0
TIPTON	0	0	0	0	0	0	0	0	0	0	0	0	0	0	0
WEAKLEY	0	0	0	12	10	6	25	15	14	17	13	18	30	9	49
BENTON	0	0	0	8	12	8	14	19	14	14	10	11	18	9	7
CARROLL	0	0	0	11	8	5	16	18	15	6	0	17	17	36	15
CHESTER	0	0	0	0	0	1	3	0	0	0	0	6	9	3	40
DECATUR	0	0	0	0	0	0	3	17	2	4	4	5	6	4	18
HARDIN	13	5	8	13	14	11	19	27	5	5	1	21	25	13	12
HENDERSON	0	0	0	14	18	7	9	13	2	9	8	10	13	6	8
HENRY	0	0	13	1	12	9	28	48	51	52	37	56	59	33	22
HOUSTON	0	0	13	12	11	4	6	14	1	5	9	11	9	1	8
HUMPHREYS	52	10	4	24	21	4	7	13	10	9	5	7	9	10	10
MCNAIRY	2	3	3	7	12	10	15	7	3	12	0	18	16	11	6
PERRY	0	0	15	0	9	3	11	12	1	2	3	2	3	3	13
STEWART	26	16	18	13	13	12	11	25	4	11	9	16	8	48	18



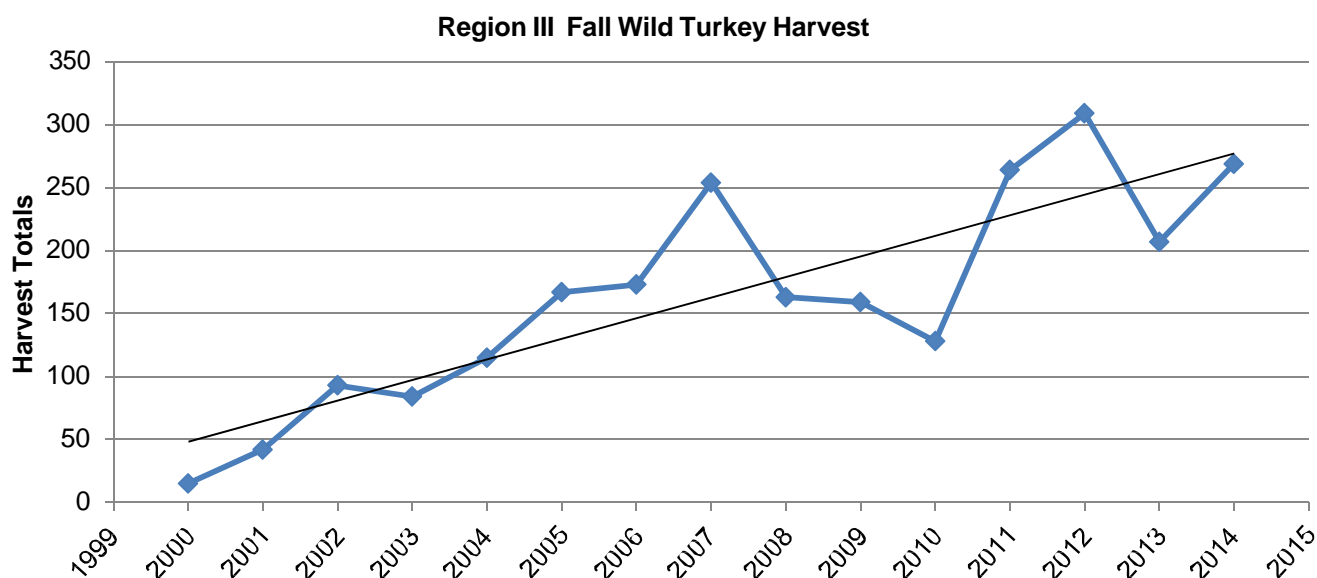
# Region II County Fall Wild Turkey Harvest

	2000	2001	2002	2003	2004	2005	2006	2007	2008	2009	2010	2011	2012	2013	2014
COUNTY															
CANNON	39	52	52	30	54	22	28	38	19	16	0	0	20	13	13
CHEATHAM	47	33	77	50	66	47	72	100	60	22	33	55	56	60	21
DAVIDSON	0	0	0	0	0	9	7	10	28	10	19	23	27	15	5
DICKSON	80	145	180	154	203	88	91	140	47	58	34	70	45	40	21
MACON	37	36	78	38	66	31	12	46	34	14	21	29	15	7	6
MONTGOMERY	58	122	112	176	137	63	110	148	75	42	48	70	41	32	2
ROBERTSON	0	29	23	47	53	41	69	67	104	65	33	51	80	18	8
RUTHERFORD	123	166	169	79	145	102	108	101	119	91	75	92	84	38	8
SMITH	43	135	130	108	104	87	88	124	108	105	51	91	75	18	14
SUMNER	48	76	105	76	124	67	111	103	49	45	69	98	77	55	22
TROUSDALE	38	59	49	48	82	82	82	69	58	36	17	52	40	37	57
WILSON	49	68	82	67	112	75	98	94	84	58	47	99	70	33	12
BEDFORD	82	144	144	161	180	73	87	101	66	66	58	71	80	35	17
COFFEE	28	10	63	24	42	49	20	37	18	29	16	29	38	42	42
FRANKLIN	47	36	46	28	38	26	23	29	22	8	15	29	19	18	4
GILES	68	132	151	144	162	102	93	93	107	102	44	71	31	16	11
HICKMAN	53	88	100	110	96	51	69	114	31	36	32	81	64	35	38
LAWRENCE	0	84	85	117	108	62	72	114	38	47	36	36	31	15	15
LEWIS	0	0	12	18	18	27	7	40	21	18	7	10	13	20	11
LINCOLN	146	178	135	77	115	76	79	89	47	82	46	71	34	9	10
MARSHALL	61	138	132	57	77	79	0	90	56	50	49	75	62	129	123
MAURY	44	81	72	63	93	95	13	162	86	110	80	184	169	12	8
MOORE	38	29	23	25	33		6	11	20	25	4	20	2	3	49
WAYNE	29	83	118	131	129	54	61	137	38	39	38	39	59	27	31
WILLIAMSON	0	23	59	33	57	29	51	57	30	19	35	80	41	39	30



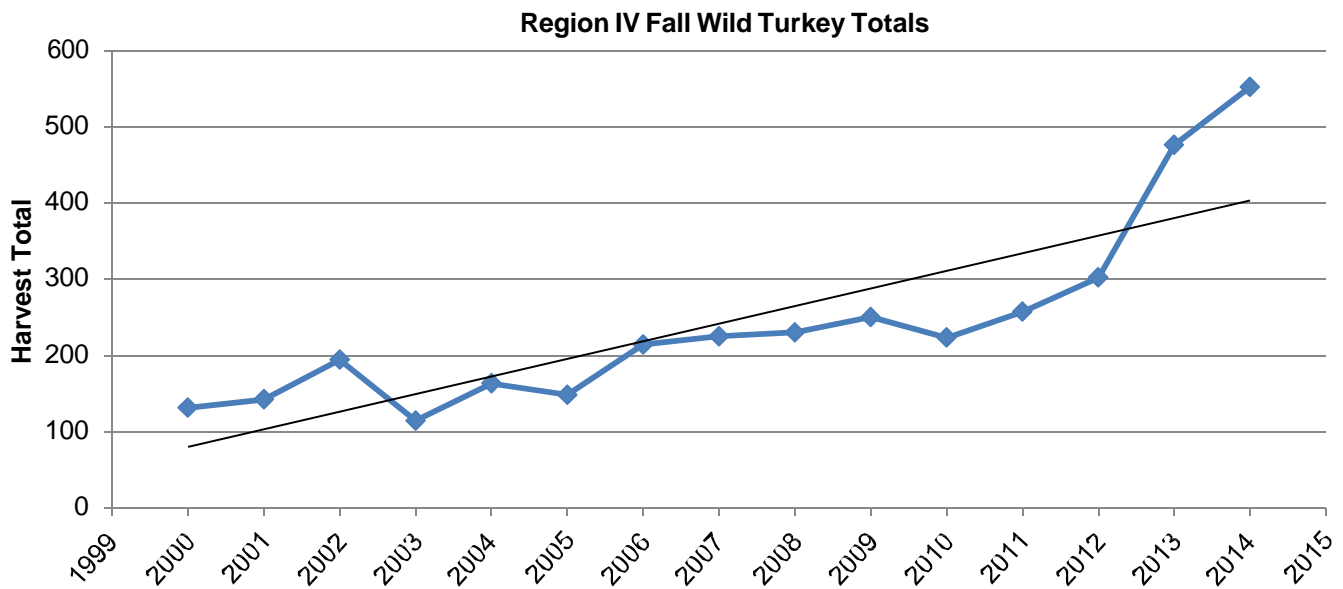
# Region III County Fall Wild Turkey Harvest

	2000	2001	2002	2003	2004	2005	2006	2007	2008	2009	2010	2011	2012	2013	2014
COUNTY															
CLAY	0	0	0	9	16	8	14	16	12	9	12	20	22	7	27
CUMBERLAND	0	0	0	0	0	0	0	0	0	1	0	0	11	5	30
DEKALB	15	42	74	50	67	68	68	91	66	48	13	32	22	16	6
FENTRESS	0	0	0	0	0	2	8	5	1	8	4	3	7	6	7
JACKSON	0	0	0	5	10	11	15	20	9	10	14	29	27	6	9
MORGAN	0	0	0	0	0	1	3	6	3	3	5	17	4	3	2
OVERTON	0	0	0	0	0	11	13	11	15	7	13	33	24	8	7
PICKETT	0	0	0	0	0	12	3	7	3	6	3	6	6	1	2
PUTNAM	0	0	0	0	0	0	8	10	8	5	0	1	11	6	2
VAN BUREN	0	0	0	0	0	1	0	0	0	0	0	1	17	11	23
WARREN	0	0	19	11	12	15	15	24	18	30	27	42	33	8	9
WHITE	0	0	0	0	0	19	9	20	16	19	24	42	35	36	32
BLEDSCOE	0	0	0	0	0	0	0	1	0	0	0	0	0	0	0
BRADLEY	0	0	0	0	0	0	0	0	0	0	0	0	0	0	0
GRUNDY	0	0	0	0	0	1	1	1		1	0	1	20	6	9
HAMILTON	0	0	0	0	0	0	0	1	0	0	0	0	21	17	10
MARION	0	0	0	9	10	7	12	40	11	12	13	37	23	39	32
MCMINN	0	0	0	0	0	1	0	0	0	0	0	0	0	0	0
MEIGS	0	0	0	0	0	7	4	0	0	0	0	0	0	0	0
MONROE	0	0	0	0	0	0	0	1	0	0	0	0	0	0	0
POLK	0	0	0	0	0	0	0	0	0	0	0	0	0	0	0
RHEA	0	0	0	0	0	3	0	0	0	0	0	0	0	0	0
ROANE	0	0	0	0	0	0	0	0	1	0	0	0	1	18	6
SEQUATCHIE	0	0	0	0	0	0	0	0	0	0	0	0	25	14	56



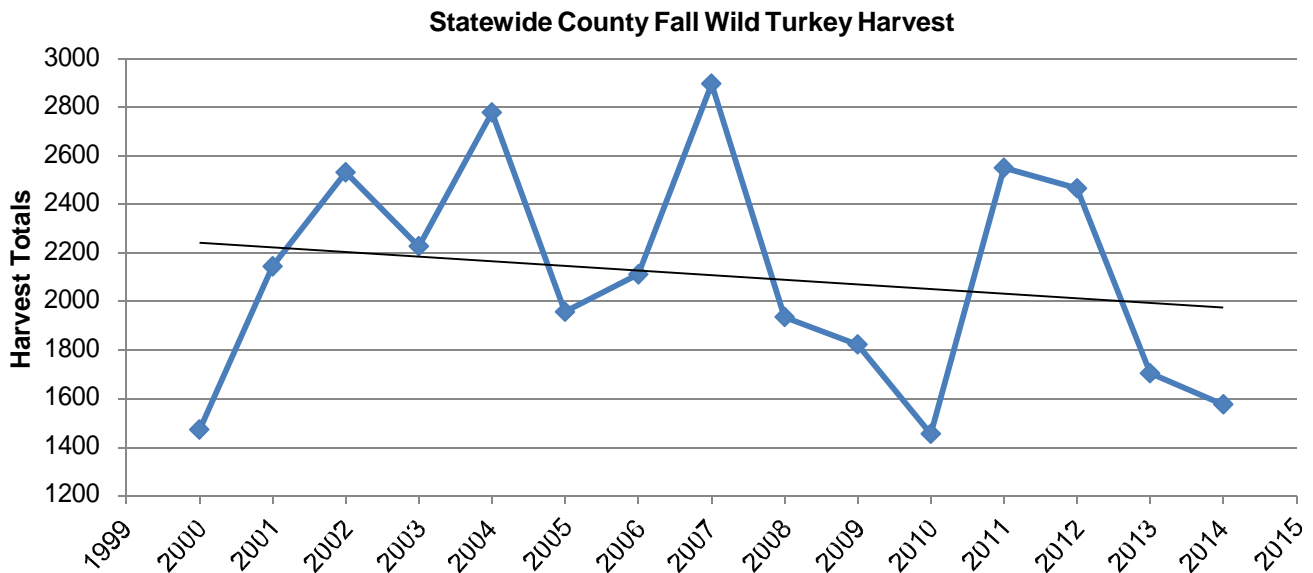
# Region IV County Fall Wild Turkey Harvest

	2000	2001	2002	2003	2004	2005	2006	2007	2008	2009	2010	2011	2012	2013	2014
COUNTY															
ANDERSON	0	0	0	0	0	0	0	0	4	3	2	9	13	9	5
BLOUNT	0	0	0	0	0	0	0	0	4	14	11	25	19	23	1
CAMPBELL	0	0	0	0	0	14	17	11	24	21	5	11	24	8	16
CLAIBORNE	34	21	30	20	24	21	25	22	17	29	18	22	27	19	3
HANCOCK	18	10	11	6	20	7	11	12	9	13	3	9	7	3	3
KNOX	0	0	0	0	0	0	0	0	9	8	13	27	20	26	22
LOUDON	0	0	0	0	0	0	0	0	0	0	1	0	0	0	0
SCOTT	0	0	0	0	0	3	10	5	5	20	2	5	23	64	42
SEVIER	0	0	12	6	17	13	8	13	12	7	9	15	23	14	5
UNION	0	0	0	0	0	0	0	0	0	0	0	0	10	25	65
CARTER	0	0	0	6	2	14	9	12	12	16	11	22	26	17	28
COCKE	19	14	13	22	17	23	25	24	20	15	31	50	50	44	13
GRAINGER	33	9	16	21	22	16	10	13	13	11	11	13	18	13	16
GREENE	48	29	34	29	32	43	38	48	43	39	66	114	87	72	57
HAMBLLEN	0	0	0	4	7	6	7	10	4	3	8	4	13	14	13
HAWKINS	42	31	31	14	36	33	38	34	26	37	41	60	55	41	29
JEFFERSON	0	0	16	11	23	20	13	15	12	12	7	18	36	27	17
JOHNSON	0	0	0	6	11	7	19	15	17	10	10	36	20	21	25
SULLIVAN	0	0	0	3	3	19	16	22	16	25	41	53	97	14	37
UNICOI	0	0	0	0	0	0	0	0	0	0	0	0	0	0	0
WASHINGTON	0	0	0	0	0	0	1	5	8	12	30	28	40	24	10



# Statewide County Fall Wild Turkey Harvest

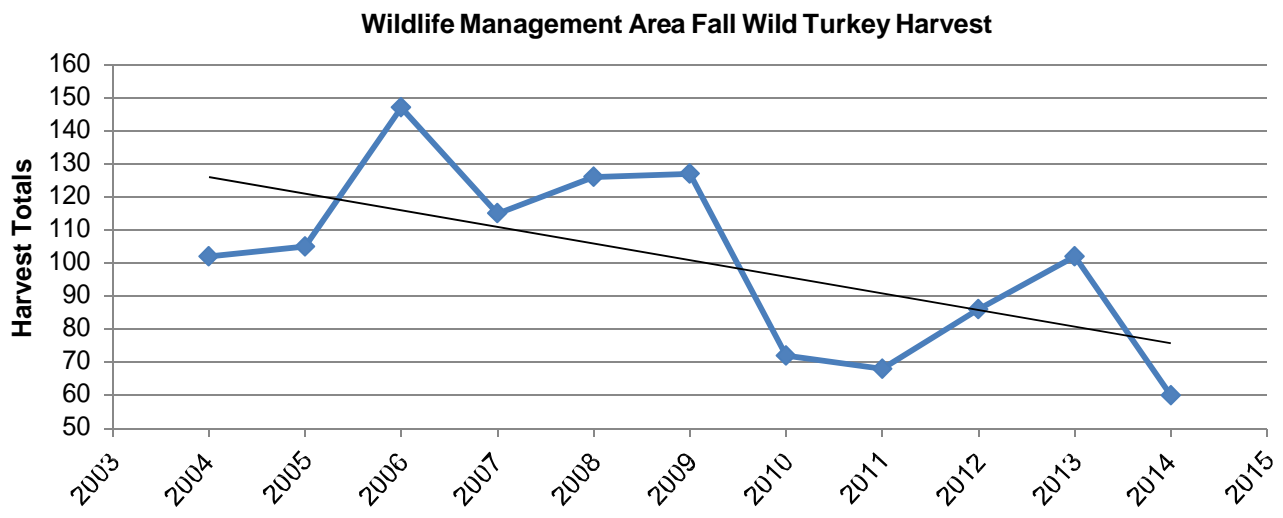
YEAR	2000	2001	2002	2003	2004	2005	2006	2007	2008	2009	2010	2011	2012	2013	2014
REGION I	106	42	79	134	155	115	235	267	153	176	101	239	276	254	323
REGION II	1,158	1,947	2,197	1,861	2,294	1,437	1,457	2,114	1,365	1,193	907	1,526	1,273	766	578
REGION III	15	42	93	84	115	167	173	254	163	159	128	264	309	207	269
REGION IV	194	114	163	148	214	239	247	261	255	295	320	521	608	478	407
STATEWIDE TOTALS	1,473	2,145	2,532	2,227	2,778	1,958	2,112	2,896	1,936	1,823	1,456	2,550	2,466	1,705	1,577





# Wildlife Management Area Fall Wild Turkey Harvest

WILDLIFEMANAGEMENTAREA	2004	2005	2006	2007	2008	2009	2010	2011	2012	2013	2014
AEDC	5	8	13	4	8	7	14	8	20	14	7
BARKCAMPBARRENS	0	0	0	0	1	0	0	2	0		2
BARKLEY											1
BEANSWITCHREFUGE										2	
BEARHOLLOWMOUNTAIN	0	0	0	0		0	1	4	0	5	1
BEAVERDAMCREEK											1
BIGSOUTHFORKNRA	0	0	0	1	1	0	0	0	1		
BRIDGESTONE-FIRESTONE	0	0	0	0	1	0	0	0	2		1
CHEATHAMLAKE	0	4	2	2	0	1	2	1	1		
CHEATHAMLAKE	0	1	3	16	6	11	5	5	20	13	5
CHICKAMAUGA										1	
CHUCKSWAN	81	79	68	59	68	70	24	0	0		
CROSSCREEKS	0	0	0	1	0	1	0	0	0		
CYPRESSPONDREFUGE										1	
EAGLECREEK	1	1	2	1	0	0	1	2	0		
FALLCREEKFALLS											3
GOOCH	0	0	0	0	0	0	0	1	0		
HATCHIE	0	0	0	2	0	0	0	0	0		
HICKHILL										1	
HIWASSEEREFUGE	0	0	2	8	0	0	0	0	0		
JOHN TULLY WMA	0	0	1	1	0	0	0	0	0		
LAND BETWEEN THE LAKES	0	6	4	8	5	1	0	6	4	2	1
LAUREL HILL	13	1	11	2	1	0	4	3	1	3	
MANESS SWAMP REFUGE										2	
MILAN AAP	0	0	3	0	1	0	0	0	0		
NATCHEZ TRACE	0	0	0	0	0	1	1	0	0	1	5
NORTHCHEROKEE	0	0	2	2	1	0	2	3	5	1	2
NORTHCUMBERLAND										2	
OAK RIDGE	0	0	0	0	0	0	3	5	3	1	1
OBION	0	0	0	0	0	0	1	0	1	1	
OLD HICKORY										1	5
OWL HOLLOW MILL								3	1	1	
PERCYPRIEST										13	4
SHELTON FERRY											1
SOUTHCHEROKEE	0	0	1	0	0	2	1	1	4		
REELFOOT										1	
TELLICOLAKE	0	0	1	0	0	0	0	0	0		
TENNESSEE NWR	0	4	3	0	2	0	0	0	0		
YANAHLI	0	0	27	8	31	33	13	23	23	35	20
YUCHI REFUGE	2	1	4	0	0	0	0	1	0	1	
<b>TOTAL WMA HARVEST</b>	<b>102</b>	<b>105</b>	<b>147</b>	<b>115</b>	<b>126</b>	<b>127</b>	<b>72</b>	<b>68</b>	<b>86</b>	<b>102</b>	<b>60</b>



# Statewide Fall Wild Turkey Harvest

Year	2004	2005	2006	2007	2008	2009	2010	2011	2012	2013	2014
County Totals	2,778	1,958	2,212	2,896	1,936	1,823	1,479	2,584	2,515	1,709	1,610
WMA Totals	102	105	147	115	126	127	72	68	86	102	60
Statewide Totals	2,880	2,063	2,359	3,011	2,062	1,950	1,551	2,652	2,601	1,811	1,670

