



# 2024-2025 Annual Report

January 2026



# TENNESSEE

PUBLIC CHARTER SCHOOL COMMISSION

## Table of Contents

Letter from the Executive Director .....	3
About the Tennessee Public Charter School Commission .....	4
About the Annual Report.....	9
2024-25 Overall School Performance .....	18
Western Grand Division Comparative Performance .....	21
Middle Grand Division Comparative Performance.....	26
Appendix A. School Specific Reports.....	32
Bluff City High School School Overview.....	33
Cornerstone Prep Denver Campus School Overview.....	34
Cornerstone Prep Knight Road Campus School Overview .....	35
Cornerstone Prep Lester Campus School Overview .....	36
KIPP Antioch College Prep Elementary School Overview.....	37
KIPP Antioch College Prep Middle School Overview.....	38
KIPP Antioch Global High School Overview .....	39
KIPP Antioch Global Middle School Overview .....	40
LEAD Neely's Bend School Overview .....	41
Lester Prep School Overview .....	42
Libertas School of Memphis School Overview .....	43
Nashville Collegiate Prep School Overview .....	44
Promise Academy School Overview.....	45
Rocketship Dream Community Prep School Overview .....	46
Rocketship Nashville Northeast Elementary School Overview .....	47
Rutherford Collegiate Prep School Overview.....	48
Tennessee Nature Academy School Overview.....	49
Appendix B. Commission Approved Schools .....	50
Appendix C. List of Acronyms .....	51

**Contact:**

Maggie Lund

Deputy Director of Authorizing

[Maggie.Lund@tn.gov](mailto:Maggie.Lund@tn.gov)

(615) 664-9956

Originally Published: December 30, 2025



## Letter from the Executive Director

Established in 2019 by the Tennessee General Assembly, the Tennessee Public Charter School Commission (“Commission” or “Charter Commission”) serves as an appellate authorizer of charter schools. Last year, the Commission earned an exemplary rating on the state’s Authorizer Evaluation conducted by the State Board of Education, demonstrating that it is a high-quality authorizer. The Commission recognizes that being a high-quality authorizer begins with approving strong charter applications, but it certainly doesn't end there. Rigorous oversight, monitoring, and accountability are essential to ensuring that every student in our portfolio of authorized schools receives the excellent education they deserve. It is with great pride that the Commission presents this annual report, as it reflects our unwavering commitment to providing high-quality public charter school options for students across Tennessee.

The Commission also celebrated significant achievements and continued growth in the 2024-25 school year. The Commission, as a district, earned a Level 5 TVAAS score, the highest possible achievement, reflecting significant student academic growth for the fourth year in a row. We are also incredibly proud to celebrate that five of our schools have been named Reward Schools by the Tennessee Department of Education, a prestigious designation that recognizes schools improving overall student academic achievement and student growth for all student subgroups. The Commission more than doubled the number of reward schools within the portfolio year over year, and Reward Schools now account for roughly 30% of the Commission’s portfolio. Finally, the Commission received a rating of “exemplary” as a district, ranking in the ninety-second percentile for the state’s accountability score.

During the 2024-25 school year, the Commission portfolio grew to seventeen schools serving diverse communities across the state. The Commission also ran seven new start charter school appeals, approving four to open in the following school year. The Commission now has schools in three counties across the state: Davidson County, Shelby County, and Rutherford County.

As we look ahead, we remain dedicated to expanding high-quality charter school options and upholding the highest standards of accountability. We are excited to continue our work with our schools, families, and communities to provide strong school options for Tennessee students. I would like to thank Commissioners, staff, and school personnel for their dedication to our priority of ensuring all students have access to high-quality schools in Tennessee.

A handwritten signature in black ink that reads "Tess Stovall". The signature is written in a cursive style and is positioned above a horizontal line.

Tess Stovall  
Executive Director, Tennessee Public Charter School Commission

## About the Tennessee Public Charter School Commission

The Tennessee Public Charter School Commission is composed of nine members, three from each of Tennessee's Grand Divisions. Additionally, a majority of Commission members must reside within the geographic boundary of a local education agency ("LEA") with at least one charter school in operation. Tess Stovall serves as Executive Director of the Commission. All members are appointed by the Governor and confirmed by the General Assembly. Commissioners shall be appointed for five-year terms.



Mr. Terence Patterson – Western Grand Division

Chair Christine Richards – Western Grand Division

Mr. Tom Marino – Western Grand Division

Ms. Lauren Smith – Middle Grand Division

Mr. Michael A. Carter, Sr. – Middle Grand Division

Mr. Thomas Lehrman – Middle Grand Division

Mr. Tom Griscom – Eastern Grand Division

Mr. Eddie Smith – Eastern Grand Division

Mr. Alan Levine – Eastern Grand Division

Ms. Tess Stovall – Executive Director, Tennessee Public Charter School Commission



## Appellate Authorizer of Charter Schools

Pursuant to Tennessee Code Annotated (“T.C.A.”) § 49-13-108, public charter school sponsors are allowed to appeal the denial of an application by the local board of education to the Commission. To overturn the decision of the local board of education, the Commission must find that the application meets or exceeds the metrics outlined in the Tennessee Department of Education’s application-scoring rubric and that approval of the amended charter application is in the best interests of the students, the local education agency (“LEA”), or the community. If the local board of education’s decision is overturned, then the Commission can approve the application, and thereby authorize the school. The school will then be evaluated and held accountable to Commission Policy 3.700 – Charter School Performance Framework<sup>1</sup> unless the LEA and the charter school agree that the charter school will be overseen and monitored by the LEA, pursuant to T.C.A. § 49-13-108(5)(E).

In the 2024-25 school year, the Commission received seven new start appeals. The Commission approved four new start applications and will authorize these schools because of the outcomes detailed below:

<b>Name of Proposed School</b>	<b>Geographic LEA</b>	<b>Charter Commission Decision</b>
Novus SMART Academy	Rutherford County Schools	Affirm LEA Decision
Nurses Middle College Nashville	Metro Nashville Public Schools	Approve Application (Authorized by Commission)
Nashville School of Excellence	Metro Nashville Public Schools	Affirm LEA Decision
LEAD Cameron Elementary	Metro Nashville Public Schools	Withdrawn by Applicant
LEAD Southeast Elementary	Metro Nashville Public Schools	Approve Application (Authorized by Commission)
Encompass Community School	Metro Nashville Public Schools	Approve Application (Authorized by Commission)
Wooddale Middle School	Memphis-Shelby County Schools	Approve Application (Authorized by Commission)

<sup>1</sup> All [Commission rules and policies](#) may be found on the [Commission’s website](#).

## The Commission's Strategic Plan

Beginning in July 2024, the Tennessee Public Charter School Commission initiated the process of updating its strategic plan to reflect the Commission's work over the next three years. To ensure the plan reflects a broad range of perspectives, the Commission gathered valuable feedback from stakeholders, including Commissioners, school operators, external partners, legislators, and representatives from other Tennessee state agencies. Over several months, input was collected through surveys, focus groups, and one-on-one interviews.

This input informed the development of updated mission and vision statements, core values, and strategic priorities, which were presented to Commissioners for consideration at the quarterly Commission meeting.

On March 28, 2025, the Commission adopted the Agency's Strategic Plan. The updated strategic plan will guide the Commission's work through 2028.

### Our Mission

As a trusted partner, the Charter Commission provides access and support to excellent charter schools through rigorous oversight, transparency, and accountability.

### Our Vision

By authorizing and supporting excellent public charter schools, we have a positive impact on the quality of Tennessee education, empowering every student to achieve their full potential and prepare for a successful life experience.

### Our Core Values



**Students First:** In all decisions, our focus is the impact on students. We support practices that lead to student success.

---



**Autonomy:** For public charter schools to drive innovative approaches and positive student outcomes, autonomy is essential. In our work, we ensure our schools have the flexibility to be responsive to student needs.

---



**Accountability:** A high level of accountability is maintained for school quality and student outcomes through rigorous oversight policies and processes.

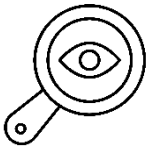
---



---

**Support:** We enable our schools to meet our requirements, serve students effectively, and improve student outcomes through timely and responsive support. We strive to balance support with school autonomy, recognizing our dual responsibilities as an LEA and an authorizer.

---



**Transparency:** We operate openly and communicate honestly in all parts of our work. We clearly articulate rationales for our decisions and consistently apply our policies and procedures.

---



**Community:** We honor our connections with and responsibility to each school's local community. We clearly articulate rationales for our decisions and consistently apply our policies and procedures.

---



**Excellence:** All aspects of our work are driven by excellence. Our schools' pursuit of excellence is measured through the School Performance Framework and shared in each authorized school's annual report.

## Our Strategic Priorities

The Commission's strategic priorities serve as a roadmap and will guide our work over the next three years. By 2028, the Commission will achieve the following outcomes:

- **Strategic Priority 1: High-Quality Charter Schools.** Authorize high-quality and high-performing charter schools that improve outcomes for Tennessee Students.
- **Strategic Priority 2: Strong Operational Effectiveness.** Achieve student success by providing effective operational support in addition to rigorous oversight and guidance.
- **Strategic Priority 3: Community and Stakeholder Engagement.** Build and cultivate strong relationships with schools, operators, and communities.
- **Strategic Priority 4: Agency Oversight.** Maintain excellence in functions as a state agency by ensuring prudent fiscal management, transparent operations, and strong engagement with the administration and Tennessee General Assembly.

The Commission adopted action steps for each strategic priority established within the strategic plan. Benchmarks are then used to measure the authorizer's progress towards meeting each of the action steps, such that goals are met by 2028. Progress towards meeting each benchmark is monitored and reported publicly on a quarterly basis during regular Commission meetings. In the 2024-25 school year, the Commission was on-track for meeting all the established benchmarks and as a result, remains **on-track** for meeting the strategic priorities and goals.

## Quality Authorizing

With regard to its authorizing functions, the Commission is committed to carrying out its mission by upholding the Quality Charter Authorizing Standards<sup>2</sup> as approved by the Tennessee State Board of Education. During the 2024-25 school year, the Commission received the highest available rating, earning an “Exemplary” rating from the State Board. The Commission will continue to refine and build high-quality authorizing practices as the portfolio of schools continues to expand in future years. Additionally, to further transparency, the Commission provides protocols for all schools for high stakes reviews such as interim reviews and renewals, including renewal criteria for schools. All these protocols are available on the Commission’s website.<sup>3</sup> This annual report will be used in alignment with the Commission’s Renewal Criteria to determine if a school is on- or off-track for renewal in alignment Commission Policy 3.600 Renewal of Commission-Authorized Charter Agreements.

---

<sup>2</sup> Tennessee State Board of Education Policy 6.111 [State Board of TN Policies](#)

<sup>3</sup> [Commission's Guidance Documents and Protocols](#)

## About the Annual Report

Each year, the Commission evaluates each of its authorized charter schools and makes the results of the evaluation accessible to the public. The annual authorizer report<sup>4</sup> shares general information about each school and summarizes the results of each school's academic, financial, and organizational performance based on Commission Policy 3.700 – Charter School Performance Framework.<sup>5</sup>

For each measure in this report, the school receives one of the ratings described below.

Rating	Description
Exceeds Standard	The school is exceeding expectations and showing exemplary performance. This rating only applies to academic performance.
Meets Standard	The school is performing well and meeting expectations for performance.
Does Not Meet Standard	The school has failed to meet minimum expectations for performance.
Falls Far Below Standard	The school falls far below the stated expectations and/or significant concern(s) are noted. The failures are material and significant to the viability of the school.

The Commission is committed to providing high-quality education for public school students in Tennessee. The purpose of the Annual Report is to:

1. Provide timeline information to the charter school on its performance relative to the standards and expectations established by federal and state law, Commission rules, and the charter agreement;
2. Identify the school's strengths and any areas needing improvement; and
3. Provide information that enables the community and the public to understand the school's performance, including its fulfillment of public obligations.

<sup>4</sup> [Annual Authorizer Report](#)

<sup>5</sup> All [Commission rules and policies](#) may be found on the [Commission's website](#).

## Academic Performance

This section provides an overview of the school’s academic performance in the 2024-25 school year based on a variety of academic measures the school is held accountable to, as established by applicable federal and state law and the charter agreement.

The academic performance framework is made up of four key areas, which are outlined below:

### 1. Student Outcomes (25%-35%)

The Student Outcomes section of the Commission’s School Performance Framework aligns with the Tennessee Department of Education (“TDOE” or “the department”)’s accountability framework, also known as the letter grade calculation.<sup>6</sup> If the TDOE adjusts any indicators in future accountability protocols, the Commission will adjust the same within the performance framework such that this section will continue to align with the state’s accountability model.

Falls Far Below	Does Not Meet Standard	Meets Standard	Exceeds Standard	Total Weight
D or F	C	B	A	25%-35%

### 2. Mission-Specific Goal (10%)

Each school authorized by the Commission defines a mission-specific goal within its charter agreement to be evaluated within the School Performance Framework. Each mission-specific goal is unique and pre-determined in collaboration with Commission staff. The inclusion of this goal offers an opportunity:

- a. For schools to showcase what makes them unique based on the model described within their charter application.
- b. For elementary schools that may be missing state student outcomes data due to the majority of their students being in non-tested grade levels, this goal can track growth and achievement for students who do not take state testing through nationally normed assessments.
- c. To include supplemental data for schools that are staggering their opening by grade level.
- d. To capture additional important data aligned with their mission that schools believe are beneficial and are outside the scope of what is measured within the academic portion of the framework. This can include items such as ACT scores, nationally normed internal assessment data, and curriculum rubrics.

---

<sup>6</sup> [Tennessee Department of Education Letter Grade Calculation](#)

### 3. Comparative Performance (40%)

Comparison of charter school performance to the resident district allows for the evaluation of whether the charter school provides a better option for students. Comparative achievement will be measured by evaluating the student success rate on the state assessments in the four tested subject areas, English language arts (“ELA”), math, science, and social studies, at the charter school, as compared to the resident district average. Additionally, this indicator considers comparative subgroup performance to the resident district in math and ELA for students with disabilities, English learners, economically disadvantaged, and Black, Hispanic, Native American students.

Schools must fall within 5% of the resident district average for overall success rate in each of the four main subject areas to meet standard. Schools must fall within 3% of the resident district average for subgroup performance in ELA and math to meet standard.

### 4. TVAAS Composite Index (15%-25%)

The TVAAS<sup>7</sup> is a statistical calculation measuring student growth. In calculating a TVAAS score, a student’s performance is compared relative to the performance of his or her peers who have performed similarly on past assessments. If a school does not have a TVAAS score, the weight will be reallocated evenly amongst the other indicators in the academic section. If a school exceeds the standard on TVAAS, additional weight is provided to this section and subtracted from the “Student Outcomes” section to celebrate growth within the school performance framework.

Falls Far Below	Does Not Meet Standard	Meets Standard	Exceeds Standard	Total Weight
TVAAS Composite Score of 1	TVAAS Composite Score of 2	TVAAS Composite Score of 3	TVAAS Composite Score of 4 or 5	15%-25%

A school will meet standard on the framework with an average total rating of three or above for the academic section.

<sup>7</sup> [Tennessee Value-Added Assessment System, TVAAS Tennessee](#)

## **Financial Performance**

In addition to academic performance, another important indicator of short-term and long-term success of charter schools is financial performance. The financial performance framework is comprised of ratings based on a school's near term and sustainability indicators.

## **Organizational Performance**

Charter schools are required to meet certain regulatory requirements and responsibilities as established by applicable state and federal law and their charter agreements. Deficiencies or weaknesses in organizational performance may be an indicator of the overall health of the charter school. This section reports the school's overall organizational performance in the 2024-25 school year based on fulfilling legal requirements and fiduciary/public stewardship responsibilities, and other measures relevant to organizational health and performance. The highest possible rating for this section is "Meets Standard."

There are two organizational indicators that will be held harmless for the 2024-25 school year:

1. 1(c) Enrollment in Alignment with the Charter Agreement: This indicator evaluates if the school is fully enrolled in alignment with the enrollment projections outlined in the charter agreement.
2. 4(b) Suspension Rate Goals: This indicator evaluates the school's success against suspension rate goals within the school or LEA plan.

These organizational indicators were updated within the framework in 2025 for future reporting cycles.

## **School Information and Demographics**

The Commission utilized the Tennessee Department of Education's Report Card<sup>8</sup> and Data Downloads<sup>9</sup> for reporting student enrollment data, percent of race/ethnicity, and student subgroup data.

---

<sup>8</sup> [Tennessee School Report Cards | State of Tennessee](#)

<sup>9</sup> [Data Downloads & Requests](#)



# HIGHLIGHTS 2024-2025



## Exemplary District

The Commission ranked in the top 10% of districts statewide.



## Exemplary Authorizer

Designated by the State Board of Education.

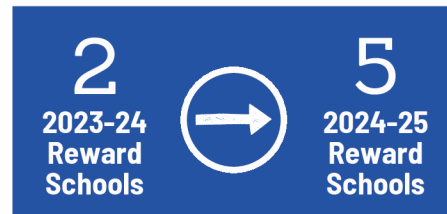


**Level 5**  
Overall District  
TVAAS  
Composite

**4th year in a row**



**REWARD  
SCHOOLS**



~30% Commission's Portfolio

## STATS FOR THE YEAR



**6,700+**  
Students



**17**  
Authorized  
Schools

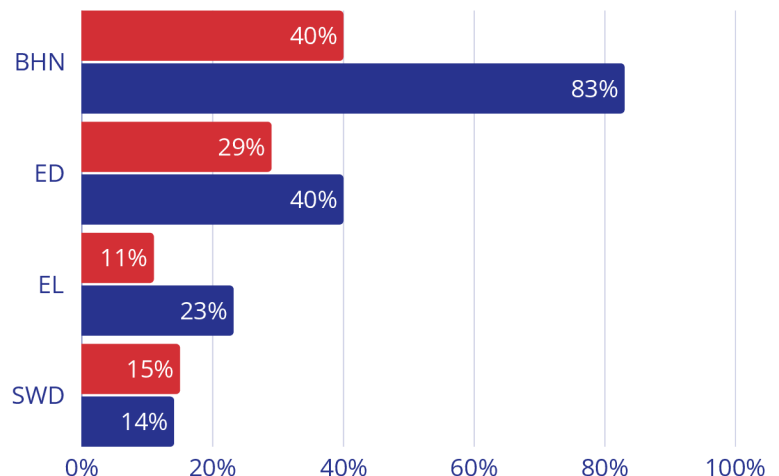


**7**  
Appeals  
Heard

## Commission schools

serve all students

● Statewide ● Commission





# TENNESSEE

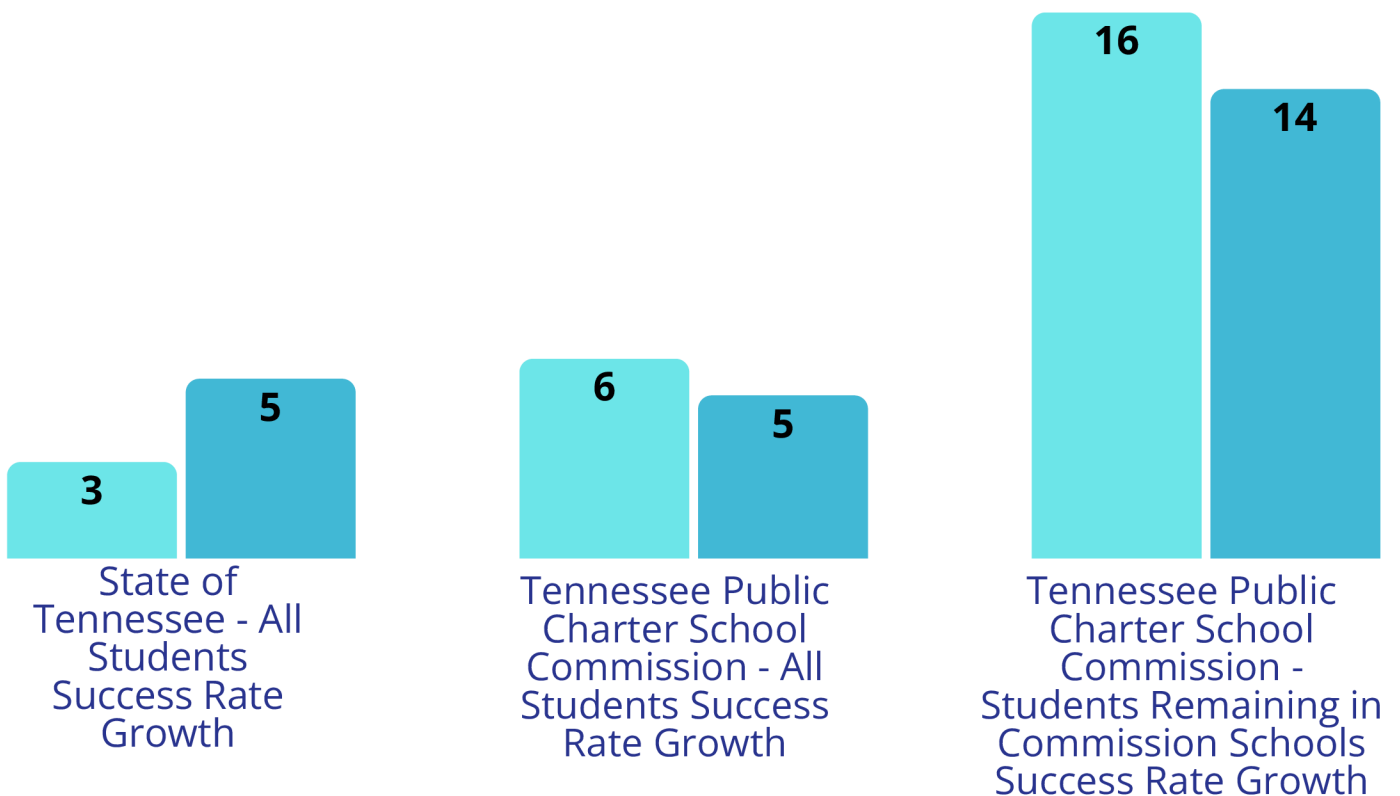
PUBLIC CHARTER SCHOOL COMMISSION

The Tennessee Public Charter School Commission is committed to improving outcomes for the students of Tennessee. The Time in Model Analysis measures the performance level of students remaining enrolled in a Commission school.

**After being enrolled in a Commission school for three consecutive years, students in this cohort demonstrated an increase in both proficiency rates and performance levels.**

● ELA Growth Since 2023    ● Math Growth Since 2023

Percentage Points of Growth



## Growth at All Levels

More than **11%** of students in English language arts & More than **15%** of students in mathematics increased their performance level to approaching expectations.

That is **over 300 students** closer to grade level.

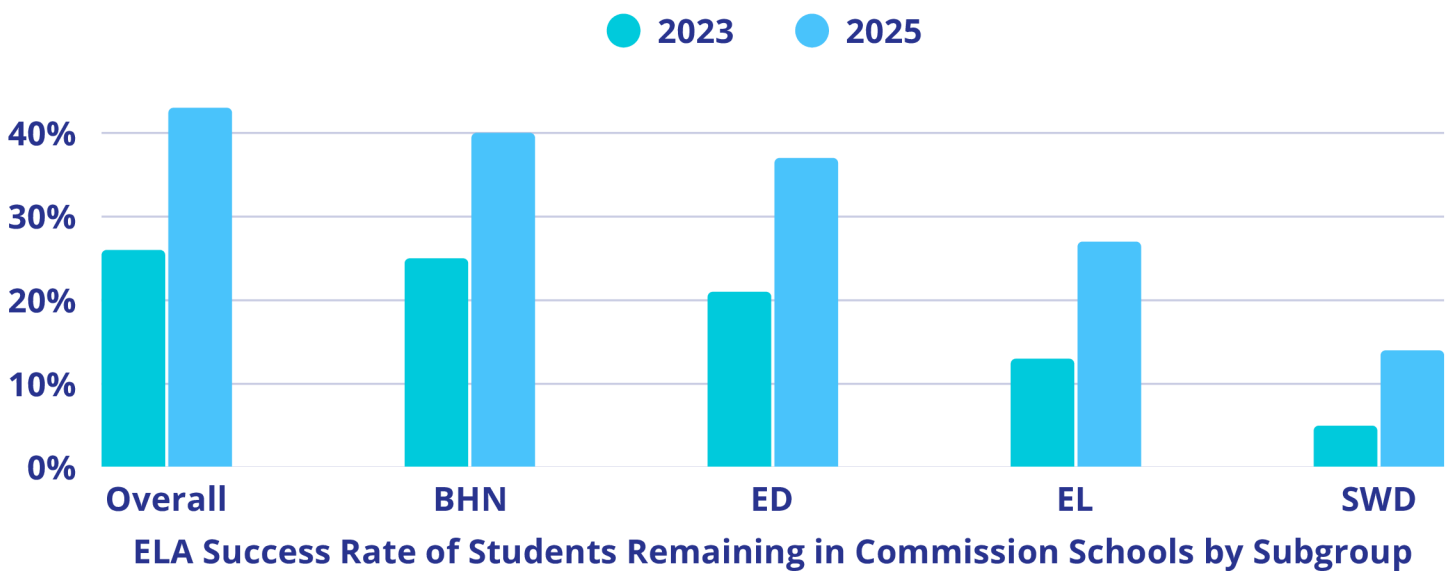


# TENNESSEE

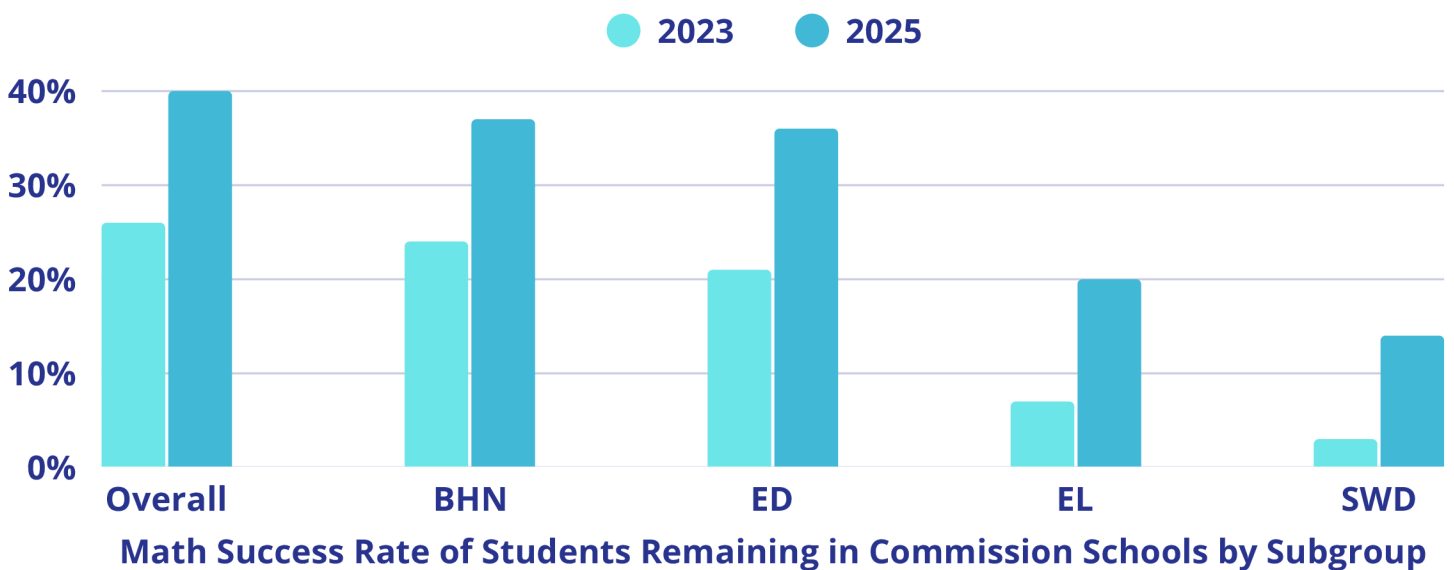
PUBLIC CHARTER SCHOOL COMMISSION

After being enrolled in a Commission school for three consecutive years, all subgroups of students demonstrated an increase in proficiency rates for both ELA and math.

## Cohort ELA Success Rates: 2023 to 2025



## Cohort Math Success Rates: 2023 to 2025



## The Charter Commission’s Portfolio

In the 2024-25 school year, the Commission authorized seventeen charter schools in operation. The schools are in the geographic districts of Memphis-Shelby County Schools, Metro Nashville Public Schools, and Rutherford County Schools. Six of these schools were assumed from the State Board. The remaining schools were authorized by the Commission through the new start appeal, renewal appeal, or Achievement School District (“ASD”) transition processes.

### Geographic District: Memphis-Shelby County Schools

School	Year Opened	Pathway	2024-25 Enrollment	2024-25 Grades Served
Bluff City High School	2017	State Board	514	9-12
Cornerstone Prep Denver Campus	2015	ASD	617	K-5
Cornerstone Prep Lester Campus	2012	New Start Appeal	321	K-5
Cornerstone Prep Knight Road Campus <sup>10</sup>	2022	State Board	85	K-2
Lester Prep	2014	ASD	204	6-8
Libertas School of Memphis	2015	ASD	483	K-6
Promise Academy <sup>11</sup>	2013	ASD	383	K-5

### Geographic District: Metro Nashville Public Schools

School	Year Opened	Pathway	2024-25 Enrollment	2024-25 Grades Served
KIPP Antioch College Prep Elementary	2018	State Board	604	K-4
KIPP Antioch College Prep Middle	2019	State Board	526	5-8
KIPP Antioch Global High School	2023	New Start Appeal	257	9-10

<sup>10</sup> Named Cornerstone Prep School prior to July 1, 2025

<sup>11</sup> Consolidated from two schools in SY25-26. SY24-25 data is from Promise Academy Spring Hill.

School	Year Opened	Pathway	2024-25 Enrollment	2024-25 Grades Served
KIPP Antioch Global Middle School	2024	New Start Appeal	113	5-6
LEAD Neely's Bend	2015	ASD	291	5-8
Nashville Collegiate Prep	2021	State Board	837	K-8
Rocketship Dream Community Prep	2022	State Board	447	K-4
Rocketship Nashville Northeast Elementary	2014	Renewal Appeal	462	K-5
Tennessee Nature Academy	2023	New Start Appeal	195	5-7

**Geographic District: Rutherford County Schools**

School	Year Opened	Pathway	2024-25 Enrollment	2024-25 Grades Served
Rutherford Collegiate Prep	2024	New Start Appeal	435	K-6

As of June 3, 2025, the Commission was notified by American Classical Education that its board voted to voluntarily relinquish the Madison Classical Academy charter agreement.

## 2024-25 Overall School Performance

The detailed performance of each Commission authorized school is highlighted in the subsequent portion of this report. The chart below summarizes the overall results of our schools’ academic, financial, and organizational performance based on Commission Policy 3.700 – Charter School Performance Framework<sup>12</sup> in a summarized manner. In accordance with Commission Policy 3.400 – Charter School Intervention, the Commission will evaluate a school’s performance on the framework for possible intervention actions, if necessary. Where intervention is needed, the Commission engages in intervention strategies that preserve charter school autonomy and responsibility by identifying what the charter school must remedy without prescribing solutions.

School	Academic Performance	Financial Performance <sup>13</sup>	Organizational Performance
Bluff City High School	Meets Standard	Pending	Does Not Meet Standard
Cornerstone Prep Denver Campus	Exceeds Standard	Pending	Meets Standard
Cornerstone Prep Knight Road Campus	Meets Standard	Pending	Meets Standard
Cornerstone Prep Lester Campus	Meets Standard	Pending	Meets Standard
KIPP Antioch College Prep Elementary	Exceeds Standard	Pending	Meets Standard
KIPP Antioch College Prep Middle	Exceeds Standard	Pending	Meets Standard
KIPP Antioch Global High School	Exceeds Standard	Pending	Meets Standard
KIPP Antioch Global Middle School	Exceeds Standard	Pending	Meets Standard
LEAD Neely’s Bend	Meets Standard	Pending	Meets Standard

<sup>12</sup> All Commission rules and policies may be found on the Commission’s [website](#).

<sup>13</sup> Audits are due to the Tennessee Comptroller of the Treasury on or before December 31, 2025. The Commission’s annual report is updated to reflect each school’s financial performance upon receipt of the annual audit.

School	Academic Performance	Financial Performance <sup>13</sup>	Organizational Performance
Lester Prep	Does Not Meet Standard	Pending	Meets Standard
Libertas School of Memphis	Exceeds Standard	Pending	Meets Standard
Nashville Collegiate Prep	Does Not Meet Standard	Pending	Meets Standard
Promise Academy	Meets Standard	Pending	Meets Standard
Rocketship Dream Community Prep	Exceeds Standard	Pending	Meets Standard
Rocketship Nashville Northeast Elementary	Does Not Meet Standard	Pending	Meets Standard
Rutherford Collegiate Prep	Falls Far Below Standard	Pending	Meets Standard
Tennessee Nature Academy	Does Not Meet Standard	Pending	Meets Standard

### School Designations

Each year, in accordance with the department’s accountability system and federal and state law, the department recognizes schools for their success, as well as those needing additional support.<sup>14</sup> Schools are designated as a Reward School when they demonstrate high levels of performance and/or improvement in performance by meeting their annual measurable objectives across performance indicators and student groups. The table below recognizes Commission schools that received Reward School designations for the 2024-25 school year:

Reward Schools	Geographic LEA
Cornerstone Prep Lester Campus	Memphis-Shelby County Schools
Libertas School of Memphis*	Memphis-Shelby County Schools
KIPP Antioch College Prep Elementary	Metro Nashville Public Schools
KIPP Antioch College Prep Middle*	Metro Nashville Public Schools
Rocketship Dream Community Prep	Metro Nashville Public Schools

\*Second year in a row designated as a Reward School.

<sup>14</sup> Accountability protocols may be found on the [department’s website](#).



Schools are designated as Comprehensive Support and Improvement (“CSI”) and Priority schools when they exhibit low student performance by falling in the bottom five percent of performance statewide. Targeted Support and Improvement (“TSI”) schools are schools with overall scores in the bottom five percent statewide for the performance of a student subgroup. The table below outlines Commission schools that received CSI/Priority or TSI designations for the 2024-25 school year:

<b>School</b>	<b>Designation</b>	<b>Geographic LEA</b>
Lester Prep	CSI and Priority	Memphis-Shelby County Schools
Nashville Collegiate Prep	TSI	Metro Nashville Public Schools

## Western Grand Division Comparative Performance

The following section provides an overview of the schools in the Western Grand Division with the geographic district of Memphis-Shelby County Schools. Please see Appendix C for a list of terms and acronyms.

### Academic Performance

OVERALL	LSM (K-6)	PA (K-5)	CPL (K-5)	CPD (K-5)	CPK (K-2)	LP (6-8)	BCHS (9-12)
<b>STUDENT OUTCOMES</b>							
Letter Grade Calculation	Meets	Does Not Meet	Meets	Meets	N/A	Falls Far Below	Does Not Meet
<b>MISSION-SPECIFIC GOAL</b>							
Mission-Specific Goal	Exceeds	Meets	Exceeds	Exceeds	Exceeds	Meets	Exceeds
<b>COMPARATIVE PERFORMANCE</b>							
Comparative Performance ELA	Exceeds	Does Not Meet	Does Not Meet	Meets	N/A	Does Not Meet	Does Not Meet
Comparative Performance Math	Exceeds	Meets	Does Not Meet	Exceeds	N/A	Does Not Meet	Does Not Meet
Comparative Performance Science	Meets	Does Not Meet	Meets	Meets	N/A	Meets	Falls Far Below
Comparative Performance Social Studies	Exceeds	N/A	N/A	N/A	N/A	Meets	N/A
<b>COMPARATIVE SUBGROUP PERFORMANCE</b>							

<b>OVERALL</b>	<b>LSM (K-6)</b>	<b>PA (K-5)</b>	<b>CPL (K-5)</b>	<b>CPD (K-5)</b>	<b>CPK (K-2)</b>	<b>LP (6-8)</b>	<b>BCHS (9-12)</b>
SWD Comparative Performance ELA	Exceeds	**	Does Not Meet	Does Not Meet	N/A	Does Not Meet	Does Not Meet
SWD Comparative Performance Math	Exceeds	**	Does Not Meet	Meets	N/A	Does Not Meet	Does Not Meet
EL Comparative Performance ELA	**	**	**	**	N/A	**	Meets
EL Comparative Performance Math	**	**	**	**	N/A	**	Exceeds
ED Comparative Performance ELA	Meets	Meets	Meets	Exceeds	N/A	Does Not Meet	Does Not Meet
ED Comparative Performance Math	Meets	Exceeds	Meets	Exceeds	N/A	Does Not Meet	Does Not Meet
BHN Comparative Performance ELA	Exceeds	Does Not Meet	Does Not Meet	Meets	N/A	Does Not Meet	Does Not Meet
BHN Comparative Performance Math	Exceeds	Meets	Does Not Meet	Exceeds	N/A	Does Not Meet	Does Not Meet
<b>TVAAS</b>							
TVAAS Composite Index	Exceeds	Exceeds	Exceeds	Exceeds	N/A	Meets	Exceeds

Individual subgroup indicator(s) marked as \*\* are held harmless due to low number of valid tests for that subgroup.

**Financial Performance - Pending**

<b>OVERALL</b>	<b>LSM (K-6)</b>	<b>PA (K-5)</b>	<b>CPL (K-5)</b>	<b>CPD (K-5)</b>	<b>CPK (K-2)</b>	<b>LP (6-8)</b>	<b>BCHS (9-12)</b>
<b>NEAR TERM INDICATORS</b>							
Current Ratio							
Unrestricted Days Cash							
Enrollment Variance							
Default							
<b>FINANCIAL SUSTAINABILITY</b>							
Total Margin							
Debt to Asset Ratio							
Debt Service Coverage Ratio							
Unrestricted Net Position							
Total Margin by School							

## Organizational Performance

OVERALL	LSM (K-6)	PA (K-5)	CPL (K-5)	CPD (K-5)	CPK (K-2)	LP (6-8)	BCHS (9-12)
<b>EDUCATION PROGRAM</b>							
Charter Terms	Meets	Meets	Meets	Meets	Meets	Meets	Does Not Meet
Compliance with Education Requirements	Meets	Meets	Meets	Meets	Meets	Meets	Meets
Enrollment in Alignment with the Charter Agreement	N/A	N/A	N/A	N/A	N/A	N/A	N/A
Student Retention Rates	Meets	Does Not Meet	Meets	Meets	Meets	Does Not Meet	Does Not Meet
Student Retention Rates by Subgroup	Meets	Meets	Meets	Meets	Meets	Meets	Meets
Students with Disabilities Rights	Meets	Meets	Meets	Meets	Meets	Meets	Does Not Meet
English Learner Rights	Meets	Meets	Meets	Meets	Meets	Meets	Meets
<b>FINANCIAL MANAGEMENT AND OVERSIGHT</b>							
Financial Reporting and Compliance Reporting	Pending	Pending	Pending	Pending	Pending	Pending	Pending
Generally Accepted Accounting Principles	Pending	Pending	Pending	Pending	Pending	Pending	Pending
<b>GOVERNANCE AND REPORTING</b>							

<b>OVERALL</b>	<b>LSM (K-6)</b>	<b>PA (K-5)</b>	<b>CPL (K-5)</b>	<b>CPD (K-5)</b>	<b>CPK (K-2)</b>	<b>LP (6-8)</b>	<b>BCHS (9-12)</b>
Governance Requirements	Meets	Meets	Meets	Meets	Meets	Meets	Meets
Accountability of Management	N/A	N/A	N/A	N/A	N/A	N/A	N/A
Reporting Requirements	Meets	Meets	Meets	Meets	Meets	Meets	Meets
<b>STUDENTS AND EMPLOYEES</b>							
Rights of Students	Meets	Meets	Meets	Meets	Meets	Meets	Meets
Suspension Rate Goals	N/A	N/A	N/A	N/A	N/A	N/A	N/A
Attendance	Meets	Does Not Meet	Does Not Meet	Does Not Meet	Meets	Meets	Does Not Meet
Credentialing	Meets	Meets	Meets	Meets	Meets	Meets	Does Not Meet
Employment Rights	Meets	Meets	Meets	Meets	Meets	Meets	Meets
Background Checks	Meets	Meets	Meets	Meets	Meets	Meets	Meets
Teacher Retention	Meets	Falls Far Below	Does Not Meet	Does Not Meet	Meets	Falls Far Below	Falls Far Below
<b>SCHOOL ENVIRONMENT</b>							
Facilities and Transportation	Meets	Meets	Meets	Meets	Meets	Meets	Meets
Health and Safety	Meets	Meets	Meets	Meets	Meets	Meets	Meets
Information Handling	Meets	Meets	Meets	Meets	Meets	Meets	Meets
<b>ADDITIONAL OBLIGATIONS</b>							
All Other Obligations	Meets	Meets	Meets	Meets	Meets	Meets	Meets

## Middle Grand Division Comparative Performance

The following section provides an overview of the schools in the Middle Grand Division with the geographic districts of Metro Nashville Public Schools and Rutherford County Schools. Please see Appendix C for a list of terms and acronyms.

### Academic Performance

OVERALL	KACPE (K-4)	RDCP (K-4)	RNNE (K-5)	NCP (K-8)	KACPM (5-8)	KAGMS (5-6)	LNB (5-8)	TNA (5-7)	KAGHS (9-10)	RCP (K-6)
<b>STUDENT OUTCOMES</b>										
Letter Grade Calculation	Exceeds	Exceeds	Falls Far Below	Does Not Meet	Exceeds	Exceeds	Meets	Falls Far Below	Exceeds	Falls Far Below
<b>MISSION-SPECIFIC GOAL</b>										
Mission-Specific Goal	Exceeds	Meets	Does Not Meet	Does Not Meet	Exceeds	Meets	Meets	Exceeds	Exceeds	Does Not Meet
<b>COMPARATIVE PERFORMANCE</b>										
Comparative Performance ELA	Exceeds	Exceeds	Falls Far Below	Meets	Exceeds	Exceeds	Does Not Meet	Meets	Exceeds	Falls Far Below
Comparative Performance Math	Exceeds	Exceeds	Falls Far Below	Does Not Meet	Exceeds	Exceeds	Meets	Meets	Exceeds	Falls Far Below
Comparative Performance Science	Exceeds	Does Not Meet	Falls Far Below	Does Not Meet	Exceeds	Exceeds	Does Not Meet	Exceeds	N/A	Falls Far Below
Comparative Performance Social Studies	N/A	N/A	N/A	Does Not Meet	Exceeds	Exceeds	Does Not Meet	Does Not Meet	N/A	Falls Far Below

OVERALL	KACPE (K-4)	RDCP (K-4)	RNNE (K-5)	NCP (K-8)	KACPM (5-8)	KAGMS (5-6)	LNB (5-8)	TNA (5-7)	KAGHS (9-10)	RCP (K-6)
<b>COMPARATIVE SUBGROUP PERFORMANCE</b>										
SWD Comparative Performance ELA	Exceeds	**	Does Not Meet	Does Not Meet	Meets	**	Exceeds	Exceeds	Exceeds	Does Not Meet
SWD Comparative Performance Math	Exceeds	Does Not Meet	Does Not Meet	Meets	Exceeds	**	Exceeds	Meets	Does Not Meet	Falls Far Below
EL Comparative Performance ELA	Exceeds	Exceeds	Meets	Exceeds	Meets	Exceeds	Meets	**	Meets	**
EL Comparative Performance Math	Exceeds	Exceeds	Does Not Meet	Exceeds	Meets	Exceeds	Exceeds	**	Exceeds	**
ED Comparative Performance ELA	Exceeds	Exceeds	Does Not Meet	Exceeds	Exceeds	Exceeds	Meets	**	Exceeds	Falls Far Below
ED Comparative Performance Math	Exceeds	Exceeds	Falls Far Below	Meets	Exceeds	Exceeds	Exceeds	**	Exceeds	Falls Far Below
BHN Comparative Performance ELA	Exceeds	Exceeds	Does Not Meet	Meets	Exceeds	Exceeds	Does Not Meet	Exceeds	Exceeds	Falls Far Below
BHN Comparative Performance Math	Exceeds	Exceeds	Falls Far Below	Does Not Meet	Exceeds	Exceeds	Exceeds	Meets	Exceeds	Falls Far Below
<b>TVAAS</b>										
TVAAS Composite Index	Exceeds	Exceeds	Meets	Meets	Exceeds	Exceeds	Exceeds	Falls Far Below	Exceeds	Falls Far Below

Individual subgroup indicator(s) marked as \*\* are held harmless due to low number of valid tests for that subgroup.

**Financial Performance - Pending**

<b>OVERALL</b>	<b>KACPE (K-4)</b>	<b>RDCP (K-4)</b>	<b>RNNE (K-5)</b>	<b>NCP (K-8)</b>	<b>KACPM (5-8)</b>	<b>KAGMS (5-6)</b>	<b>LNB (5-8)</b>	<b>TNA (5-7)</b>	<b>KAGHS (9-10)</b>	<b>RCP (K-6)</b>
<b>NEAR TERM INDICATORS</b>										
Current Ratio										
Unrestricted Days Cash										
Enrollment Variance										
Default										
<b>FINANCIAL SUSTAINABILITY</b>										
Total Margin										
Debt to Asset Ratio										
Debt Service Coverage Ratio										
Unrestricted Net Position										
Total Margin by School										

## Organizational Performance

OVERALL	KACPE (K-4)	RDCP (K-4)	RNNE (K-5)	NCP (K-8)	KACPM (5-8)	KAGMS (5-6)	LNB (5-8)	TNA (5-7)	KAGHS (9-10)	RCP (K-6)
<b>EDUCATION PROGRAM</b>										
Charter Terms	Meets	Meets	Meets	Meets	Meets	Meets	Meets	Meets	Meets	Meets
Compliance with Education Requirements	Meets	Meets	Meets	Meets	Meets	Meets	Meets	Meets	Meets	Meets
Enrollment in Alignment with Charter Agreement	N/A	N/A	N/A	N/A	N/A	N/A	N/A	N/A	N/A	N/A
Student Retention Rates	Meets	Meets	Does Not Meet	Does Not Meet	Meets	Meets	Does Not Meet	Meets	Meets	Falls Far Below
Student Retention Rates by Subgroup	Meets	Meets	Meets	Meets	Meets	Meets	Meets	Meets	Meets	Meets
Students with Disabilities Rights	Meets	Meets	Meets	Meets	Meets	Meets	Meets	Meets	Meets	Meets
English Learner Rights	Meets	Meets	Meets	Does Not Meet	Meets	Meets	Meets	Meets	Meets	Meets
<b>FINANCIAL MANAGEMENT AND OVERSIGHT</b>										
Financial Reporting and Compliance Reporting	Pending	Pending	Pending	Pending	Pending	Pending	Pending	Pending	Pending	Pending

<b>OVERALL</b>	<b>KACPE (K-4)</b>	<b>RDCP (K-4)</b>	<b>RNNE (K-5)</b>	<b>NCP (K-8)</b>	<b>KACPM (5-8)</b>	<b>KAGMS (5-6)</b>	<b>LNB (5-8)</b>	<b>TNA (5-7)</b>	<b>KAGHS (9-10)</b>	<b>RCP (K-6)</b>
Generally Accepted Accounting Principles	Pending	Pending	Pending	Pending	Pending	Pending	Pending	Pending	Pending	Pending
<b>GOVERNANCE AND REPORTING</b>										
Governance Requirements	Meets	Meets	Meets	Meets	Meets	Meets	Meets	Meets	Meets	Meets
Accountability of Management	N/A	Meets	Meets	Meets	N/A	N/A	N/A	N/A	N/A	Meets
Reporting Requirements	Meets	Meets	Meets	Meets	Meets	Meets	Meets	Meets	Meets	Meets
<b>STUDENTS AND EMPLOYEES</b>										
Rights of Students	Meets	Meets	Meets	Meets	Meets	Meets	Meets	Meets	Meets	Meets
Suspension Rate Goals	N/A	N/A	N/A	N/A	N/A	N/A	N/A	N/A	N/A	N/A
Attendance	Meets	Meets	Meets	Does Not Meet	Meets	Meets	Meets	Meets	Meets	Meets
Credentialing	Meets	Meets	Meets	Meets	Meets	Meets	Meets	Meets	Meets	Meets
Employment Rights	Meets	Meets	Meets	Meets	Meets	Meets	Meets	Meets	Meets	Meets
Background Checks	Meets	Meets	Meets	Meets	Meets	Meets	Meets	Meets	Meets	Meets
Teacher Retention	Does Not Meet	Falls Far Below	Falls Far Below	Falls Far Below	Meets	Meets	Meets	Meets	Meets	Falls Far Below
<b>SCHOOL ENVIRONMENT</b>										

<b>OVERALL</b>	<b>KACPE (K-4)</b>	<b>RDCP (K-4)</b>	<b>RNNE (K-5)</b>	<b>NCP (K-8)</b>	<b>KACPM (5-8)</b>	<b>KAGMS (5-6)</b>	<b>LNB (5-8)</b>	<b>TNA (5-7)</b>	<b>KAGHS (9-10)</b>	<b>RCP (K-6)</b>
Facilities and Transportation	Meets	Meets	Meets	Meets	Meets	Meets	Meets	Meets	Meets	Meets
Health and Safety	Meets	Meets	Meets	Meets	Meets	Meets	Meets	Meets	Meets	Meets
Information Handling	Meets	Meets	Meets	Meets	Meets	Meets	Meets	Meets	Meets	Meets
<b>ADDITIONAL OBLIGATIONS</b>										
All Other Obligations	Meets	Meets	Meets	Meets	Meets	Meets	Meets	Meets	Meets	Meets



# Appendix A

## School Specific Reports



**TENNESSEE**

PUBLIC CHARTER SCHOOL COMMISSION

# Bluff City High School

## School Overview



### General Information

Information Category	School Details
School Name	Bluff City High School
Governing Board	IOTA Community Schools
Contracted Services	N/A
Address	4100 Ross Road, Memphis, TN 38115
Phone	(901) 730-8157
Website	<a href="#">Bluff City High School   IOTA Community Schools</a>
School Leader	Katie Davis, <a href="mailto:sarah.davis@iotaschools.org">sarah.davis@iotaschools.org</a>
Model	College Preparatory
Operating Status	Open and operating
Year Opened	2017
Grades Served in 2024-25	9-12
Enrollment in 2024-25	514 students
Approved Waivers	Under Exhibits in <a href="#">Charter Agreement</a>

### Enrollment By Subgroup

Subgroups	School Enrollment Percentage
Black/Hispanic/Native American	>95%
Economically Disadvantaged	42%
Students with Disabilities	14%
English Learners with Transitional 1 - 4	16%

### School Performance

Indicators	Rating
Academic Performance	Meets Standard
Financial Performance	Pending
Organizational Performance	Does Not Meet Standard

## Cornerstone Prep Denver Campus School Overview



### General Information

Information Category	School Details
School Name	Cornerstone Prep Denver Campus
Governing Board	Capstone Education Group
Contracted Services	N/A
Address	1940 Frayser Boulevard, Memphis, TN 38127
Phone	(901) 416-3936
Website	<a href="#">Cornerstone Prep - Denver Campus   Capstone Education Group</a>
School Leader	Devon Joyce, <a href="mailto:djoyce@cornerstoneprepmemphis.org">djoyce@cornerstoneprepmemphis.org</a> <sup>15</sup>
Model	College Preparatory
Operating Status	Open and operating
Year Opened	2015
Grades Served in 2024-25	K-5
Enrollment in 2024-25	617 students
Approved Waivers	Under Exhibits in <a href="#">Charter Agreement</a>

### Enrollment By Subgroup

Subgroups	School Enrollment Percentage
Black/Hispanic/Native American	>95%
Economically Disadvantaged	80%
Students with Disabilities	16%
English Learners with Transitional 1 - 4	<10 students

### School Performance

Indicators	Rating
Academic Performance	Exceeds Standard
Financial Performance	Pending
Organizational Performance	Meets Standard

<sup>15</sup>Became the school leader in SY25-26.

# Cornerstone Prep Knight Road Campus

## School Overview



### General Information

Information Category	School Details
School Name	Cornerstone Prep Knight Road Campus
Governing Board	Capstone Education Group
Contracted Services	N/A
Address	3237 Knight Road Memphis, TN 38118
Phone	(901) 416-3640
Website	<a href="#">Cornerstone Prep – Knight Rd Campus   Capstone Education Group</a>
School Leader	Deborah O'Neal, <a href="mailto:doneal@cornerstoneprepmemphis.org">doneal@cornerstoneprepmemphis.org</a>
Model	College Preparatory
Operating Status	Open and operating
Year Opened	2022
Grades Served in 2024-25	K-2 (expanding to K-8)
Enrollment in 2024-25	85 students
Approved Waivers	Under Exhibits in <a href="#">Charter Agreement</a>

### Enrollment By Subgroup

Subgroups	School Enrollment Percentage
Black/Hispanic/Native American	>95%
Economically Disadvantaged	49%
Students with Disabilities	26%
English Learners with Transitional 1 – 4	29%

### School Performance

Indicators	Rating
Academic Performance	Meets Standard
Financial Performance	Pending
Organizational Performance	Meets Standard

## Cornerstone Prep Lester Campus School Overview

### General Information



Information Category	School Details
School Name	Cornerstone Prep Lester Campus
Governing Board	Capstone Education Group
Contracted Services	N/A
Address	320 Carpenter Street Memphis, TN 38112
Phone	(901) 416-3640
Website	<a href="#">Cornerstone Prep - Lester Campus   Capstone Education Group</a>
School Leader	Deneia Brooks, <a href="mailto:dbrooks@cornerstoneprepmemphis.org">dbrooks@cornerstoneprepmemphis.org</a> <sup>16</sup>
Model	College Preparatory
Operating Status	Open and operating
Year Opened	2012
Grades Served in 2024-25	K-5
Enrollment in 2024-25	321 students
Approved Waivers	Under Exhibits in <a href="#">Charter Agreement</a>

### Enrollment By Subgroup

Subgroups	School Enrollment Percentage
Black/Hispanic/Native American	>95%
Economically Disadvantaged	86%
Students with Disabilities	20%
English Learners with Transitional 1 – 4	7%

### School Performance

Indicators	Rating
Academic Performance	Meets Standard
Financial Performance	Pending
Organizational Performance	Meets Standard

<sup>16</sup>Became the school leader in SY25-26.

# KIPP Antioch College Prep Elementary School Overview

## General Information



ANTIOCH COLLEGE PREP  
ELEMENTARY SCHOOL

Information Category	School Details
School Name	KIPP Antioch College Prep Elementary
Governing Board	KIPP Nashville
Contracted Services	N/A
Address	3655 Murfreesboro Pike, Antioch, TN 37013
Phone	(629) 208-7600
Website	<a href="#">KIPP Antioch College Prep Elementary School   KIPP Nashville</a>
School Leader	Brittnee Kennedy, <a href="mailto:bkennedy@kippnashville.org">bkennedy@kippnashville.org</a>
Model	College Preparatory (College, Career, and Beyond)
Operating Status	Open and operating
Year Opened	2018
Grades Served in 2024-25	K-4
Enrollment in 2024-25	604 students
Approved Waivers	Under Exhibits in <a href="#">Charter Agreement</a>

## Enrollment By Subgroup

Subgroups	School Enrollment Percentage
Black/Hispanic/Native American	68%
Economically Disadvantaged	24%
Students with Disabilities	9%
English Learners with Transitional 1 – 4	39%

## School Performance

Indicators	Rating
Academic Performance	Exceeds Standard
Financial Performance	Pending
Organizational Performance	Meets Standard

# KIPP Antioch College Prep Middle School Overview

## General Information



ANTIOCH COLLEGE PREP  
MIDDLE SCHOOL

Information Category	School Details
School Name	KIPP Antioch College Prep Middle
Governing Board	KIPP Nashville
Contracted Services	N/A
Address	3661 Murfreesboro Pike, Antioch, TN 37013
Phone	(629) 208-7525
Website	<a href="#">KIPP Antioch College Prep   KIPP Nashville</a>
School Leader	Kasie Lawrence, <a href="mailto:klawrence@kippnashville.org">klawrence@kippnashville.org</a>
Model	College Preparatory (College, Career, and Beyond)
Operating Status	Open and operating
Year Opened	2019
Grades Served in 2024-25	5-8
Enrollment in 2024-25	526 students
Approved Waivers	Under Exhibits in <a href="#">Charter Agreement</a>

## Enrollment By Subgroup

Subgroups	School Enrollment Percentage
Black/Hispanic/Native American	67%
Economically Disadvantaged	16%
Students with Disabilities	8%
English Learners with Transitional 1 - 4	33%

## School Performance

Indicators	Rating
Academic Performance	Exceeds Standard
Financial Performance	Pending
Organizational Performance	Meets Standard



# KIPP Antioch Global High School

## School Overview

### General Information

### ANTIOCH GLOBAL HIGH SCHOOL

Information Category	School Details
School Name	KIPP Antioch Global High School
Governing Board	KIPP Nashville
Contracted Services	N/A
Address	917 Bell Road, Antioch, TN 37013
Phone	(615) 621-4342
Website	<a href="#">KIPP Antioch Global High School - KIPP Nashville</a>
School Leader	Marc Gauthier, <a href="mailto:mgauthier@kippnashville.org">mgauthier@kippnashville.org</a>
Model	College Preparatory (College, Career, and Beyond)
Operating Status	Open and operating
Year Opened	2023
Grades Served in 2024-25	9-10 (expanding to 9-12)
Enrollment in 2024-25	257 students
Approved Waivers	Under Exhibits in <a href="#">Charter Agreement</a>

### Enrollment By Subgroup

Subgroups	School Enrollment Percentage
Black/Hispanic/Native American	75%
Economically Disadvantaged	16%
Students with Disabilities	12%
English Learners with Transitional 1 - 4	40%

### School Performance

Indicators	Rating
Academic Performance	Exceeds Standard
Financial Performance	Pending
Organizational Performance	Meets Standard

# KIPP Antioch Global Middle School

## School Overview



### General Information

Information Category	School Details
School Name	KIPP Antioch Global Middle School
Governing Board	KIPP Nashville
Contracted Services	N/A
Address	917 Bell Road Antioch, TN 37013
Phone	(615) 733-4224
Website	<a href="#">KIPP Antioch Global Middle   KIPP Nashville</a>
School Leader	Merisa Marsh-Brown, <a href="mailto:mmarsh@kippnashville.org">mmarsh@kippnashville.org</a>
Model	College Preparatory (College, Career, and Beyond)
Operating Status	Open and operating
Year Opened	2024
Grades Served in 2024-25	5-6 (expanding to 5-8)
Enrollment in 2024-25	113 students
Approved Waivers	Under Exhibits in <a href="#">Charter Agreement</a>

### Enrollment By Subgroup

Subgroups	School Enrollment Percentage
Black/Hispanic/Native American	88%
Economically Disadvantaged	27%
Students with Disabilities	15%
English Learners with Transitional 1 – 4	39%

### School Performance

Indicators	Rating
Academic Performance	Exceeds Standard
Financial Performance	Pending
Organizational Performance	Meets Standard

## LEAD Neely's Bend School Overview



### General Information

Information Category	School Details
School Name	LEAD Neely's Bend
Governing Board	LEAD Public Schools
Contracted Services	N/A
Address	1251 Neely's Bend Rd. Madison, TN 37115
Phone	(615) 465-6461
Website	<a href="#">LEAD Neely's Bend - LEAD Public Schools</a>
School Leader	Kathryn Rice, <a href="mailto:kathryn.mckinzie@leadpublicschools.org">kathryn.mckinzie@leadpublicschools.org</a> <sup>17</sup>
Model	College Preparatory
Operating Status	Open and operating
Year Opened	2015
Grades Served in 2024-25	5-8
Enrollment in 2024-25	291 students
Approved Waivers	Under Exhibits in <a href="#">Charter Agreement</a>

### Enrollment By Subgroup

Subgroups	School Enrollment Percentage
Black/Hispanic/Native American	90%
Economically Disadvantaged	41%
Students with Disabilities	17%
English Learners with Transitional 1 - 4	30%

### School Performance

Indicators	Rating
Academic Performance	Meets Standard
Financial Performance	Pending
Organizational Performance	Meets Standard

<sup>17</sup>Became the school leader in SY25-26.

# Lester Prep

## School Overview



### General Information

Information Category	School Details
School Name	Lester Prep
Governing Board	Capstone Education Group
Contracted Services	N/A
Address	320 Carpenter Street, Memphis, TN 38112
Phone	(901) 416-3640
Website	<a href="#">Lester Prep   Capstone Education Group</a>
School Leader	Givinia Causey, <a href="mailto:gcausey@lesterprepmemphis.org">gcausey@lesterprepmemphis.org</a>
Model	College Preparatory
Operating Status	Open and operating
Year Opened	2014
Grades Served in 2024-25	6-8
Enrollment in 2024-25	204 students
Approved Waivers	Under Exhibits in <a href="#">Charter Agreement</a>

### Enrollment By Subgroup

Subgroups	School Enrollment Percentage
Black/Hispanic/Native American	>95%
Economically Disadvantaged	78%
Students with Disabilities	24%
English Learners with Transitional 1 - 4	<10 students

### School Performance

Indicators	Rating
Academic Performance	Does Not Meet Standard
Financial Performance	Pending
Organizational Performance	Meets Standard

## Libertas School of Memphis School Overview



**Libertas**  
SCHOOL OF MEMPHIS

### General Information

Information Category	School Details
School Name	Libertas School of Memphis
Governing Board	Libertas School of Memphis
Contracted Services	N/A
Address	3777 Edenburg Drive, Memphis, TN 38127
Phone	(901) 609-3611
Website	<a href="#">Welcome to Libertas</a>
School Leader	Bob Nardo, <a href="mailto:bob.nardo@libertasmemphis.org">bob.nardo@libertasmemphis.org</a>
Model	Montessori
Operating Status	Open and operating
Year Opened	2015
Grades Served in 2024-25	K-6 (expanding to K-8)
Enrollment in 2024-25	483 students
Approved Waivers	Under Exhibits in <a href="#">Charter Agreement</a>

### Enrollment By Subgroup

Subgroups	School Enrollment Percentage
Black/Hispanic/Native American	85%
Economically Disadvantaged	41%
Students with Disabilities	24%
English Learners with Transitional 1 – 4	<10 students

### School Performance

Indicators	Rating
Academic Performance	Exceeds Standard
Financial Performance	Pending
Organizational Performance	Meets Standard

# Nashville Collegiate Prep

## School Overview

### General Information


**NASHVILLE**  
 COLLEGIATE PREP

Information Category	School Details
School Name	Nashville Collegiate Prep
Governing Board	ReThink Forward, Inc.
Contracted Services	N/A
Address	1638 Bell Road Nashville, TN 37211
Phone	(615) 747-6059
Website	<a href="#">Nashville Collegiate Prep</a>
School Leader	Teresa Brown, <a href="mailto:NCPPPrincipal@NashvilleCollegiate.org">NCPPPrincipal@NashvilleCollegiate.org</a>
Model	Learning Community Model
Operating Status	Open and operating
Year Opened	2021
Grades Served in 2024-25	K-8 (expanding to K-12)
Enrollment in 2024-25	837 students
Approved Waivers	Under Exhibits in <a href="#">Charter Agreement</a>

### Enrollment By Subgroup

Subgroups	School Enrollment Percentage
Black/Hispanic/Native American	74%
Economically Disadvantaged	20%
Students with Disabilities	11%
English Learners with Transitional 1 – 4	40%

### School Performance

Indicators	Rating
Academic Performance	Does Not Meet Standard
Financial Performance	Pending
Organizational Performance	Meets Standard

## Promise Academy School Overview



### General Information

Information Category	School Details
School Name	Promise Academy <sup>18</sup>
Governing Board	Promise Academy
Contracted Services	N/A
Address	3796 Frayser Raleigh Rd. Memphis, TN 38128
Phone	(901) 324-4456
Website	<a href="#">Springhill Campus   Promise Academy</a>
School Leader	Dr. Patrick Washington, <a href="mailto:pwashington@promiseacademy.com">pwashington@promiseacademy.com</a> <sup>19</sup>
Model	Personalized Learning
Operating Status	Open and operating
Year Opened	2014
Grades Served in 2024-25	K-5
Enrollment in 2024-25	383 students
Approved Waivers	Under Exhibits in <a href="#">Charter Agreement</a>

### Enrollment By Subgroup

Subgroups	School Enrollment Percentage
Black/Hispanic/Native American	>95%
Economically Disadvantaged	48%
Students with Disabilities	12%
English Learners with Transitional 1 - 4	<10 students

### School Performance

Indicators	Rating
Academic Performance	Meets Standard
Financial Performance	Pending
Organizational Performance	Meets Standard

<sup>18</sup> Consolidated from two schools in SY25-26. SY24-25 data is from Promise Academy Spring Hill.

<sup>19</sup> Interim school leader

# Rocketship Dream Community Prep

## School Overview

### General Information



Information Category	School Details
School Name	Rocketship Dream Community Prep
Governing Board	Rocketship Education Tennessee
Contracted Services	N/A
Address	5450 Mt View Rd, Antioch, TN 37013
Phone	(615) 637-2210
Website	<a href="#">Dream Community Prep</a>
School Leader	Antigua Joseph-Woods, <a href="mailto:ajosephwoods@rsed.org">ajosephwoods@rsed.org</a> <sup>20</sup>
Model	Personalized Instruction/Blended Learning
Operating Status	Open and operating
Year Opened	2022
Grades Served in 2024-25	K-4 (expanding to K-5)
Enrollment in 2024-25	447 students
Approved Waivers	Under Exhibits in <a href="#">Charter Agreement</a>

### Enrollment By Subgroup

Subgroups	School Enrollment Percentage
Black/Hispanic/Native American	92%
Economically Disadvantaged	42%
Students with Disabilities	12%
English Learners with Transitional 1 - 4	49%

### School Performance

Indicators	Rating
Academic Performance	Exceeds Standard
Financial Performance	Pending
Organizational Performance	Meets Standard

<sup>20</sup>Became the school leader in SY25-26.

## Rocketship Nashville Northeast Elementary School Overview

# ROCKETSHIP

## NASHVILLE NE ELEMENTARY

### General Information

Information Category	School Details
School Name	Rocketship Nashville Northeast Elementary
Governing Board	Rocketship Education Tennessee
Contracted Services	N/A
Address	2526 Dickerson Pike Nashville, TN 37207
Phone	(615) 489-4243
Website	<a href="#">Nashville Northeast Elementary</a>
School Leader	Sarah Strode, <a href="mailto:sstrode@rsed.org">sstrode@rsed.org</a> <sup>21</sup>
Model	Personalized Instruction/Blended Learning
Operating Status	Open and operating
Year Opened	2014
Grades Served in 2024-25	K-5
Enrollment in 2024-25	462 students
Approved Waivers	Under Exhibits in <a href="#">Charter Agreement</a>

### Enrollment By Subgroup

Subgroups	School Enrollment Percentage
Black/Hispanic/Native American	>95%
Economically Disadvantaged	65%
Students with Disabilities	13%
English Learners with Transitional 1 – 4	27%

### School Performance

Indicators	Rating
Academic Performance	Does Not Meet Standard
Financial Performance	Pending
Organizational Performance	Meets Standard

<sup>21</sup>Interim school leader

# Rutherford Collegiate Prep School Overview



## General Information

Information Category	School Details
School Name	Rutherford Collegiate Prep
Governing Board	ReThink Forward, Inc.
Contracted Services	N/A
Address	4420 Manson Pike Murfreesboro, TN 37128
Phone	(615) 600-4713
Website	<a href="#">Rutherford Collegiate Prep</a>
School Leader	Dr. Angie Carter, <a href="mailto:principal@rutherfordcollegiate.org">principal@rutherfordcollegiate.org</a>
Model	Learning Community Model
Operating Status	Open and operating
Year Opened	2024
Grades Served in 2024-25	K-6 (expanding to K-8)
Enrollment in 2024-25	435 students
Approved Waivers	Under Exhibits in <a href="#">Charter Agreement</a>

## Enrollment By Subgroup

Subgroups	School Enrollment Percentage
Black/Hispanic/Native American	58%
Economically Disadvantaged	12%
Students with Disabilities	13%
English Learners with Transitional 1 – 4	13%

## School Performance

Indicators	Rating
Academic Performance	Falls Far Below Standard
Financial Performance	Pending
Organizational Performance	Meets Standard

# Tennessee Nature Academy

## School Overview



### General Information

Information Category	School Details
School Name	Tennessee Nature Academy
Governing Board	Tennessee Nature Academy
Contracted Services	N/A
Address	7533 Lords Chapel Dr. Nashville, TN 37211
Phone	(629) 259-2429
Website	<a href="#">Tennessee Nature Academy : Home</a>
School Leader	Jay Renfro, <a href="mailto:rrenfro@tennesseenatureacademy.org">rrenfro@tennesseenatureacademy.org</a>
Model	Nature-Based School Model
Operating Status	Open and operating
Year Opened	2023
Grades Served in 2024-25	5-7 (expanding 5-12)
Enrollment in 2024-25	195 students
Approved Waivers	Under Exhibits in <a href="#">Charter Agreement</a>

### Enrollment By Subgroup

Subgroups	School Enrollment Percentage
Black/Hispanic/Native American	50%
Economically Disadvantaged	9%
Students with Disabilities	17%
English Learners with Transitional 1 – 4	22%

### School Performance

Indicators	Rating
Academic Performance	Does Not Meet Standard
Financial Performance	Pending
Organizational Performance	Meets Standard

## Appendix B. Commission Approved Schools

### Opened in 2025-26 School Year

The following schools were approved by the Commission and began operation under the Commission during the 2025-26 school year. These schools' performance and data will be incorporated in future annual reports.

School	Geographic District
Empower Memphis Career and College Prep	Memphis-Shelby County Schools
Encompass Community School	Metro Nashville Public Schools
Invictus Nashville Charter School	Metro Nashville Public Schools
KIPP Antioch Global Elementary School	Metro Nashville Public Schools
LEAD Southeast Elementary	Metro Nashville Public Schools
Nurses Middle College Nashville	Metro Nashville Public Schools
Wooddale Middle School	Memphis-Shelby County Schools (Formerly ASD)

### Currently in Pre-Opening Process

As of December 2025, the following schools were approved by the Commission but are not yet in operation. These schools are undergoing the pre-opening process in the 2025-26 school year, and their performance will be included in future annual reports.

School	Projected Opening	Geographic District
Jackson Museum School	2026	Jackson-Madison County Schools
Rocketship TN 4	2026	Rutherford County Schools
The Rock Academy	2026	Metro Nashville Public Schools

## Appendix C. List of Acronyms

### School Performance Framework Terms

Term	Acronym
Black, Hispanic, and Native American Students	BHN
Economically Disadvantaged Students	ED
English Learners	EL
Students with Disabilities	SWD
Tennessee Value-Added Assessment System	TVAAS

### Western Grand Division School Names

School Name	Acronym
Bluff City High School	BCHS
Cornerstone Prep Denver Campus	CPD
Cornerstone Prep Knight Road Campus	CPK
Cornerstone Prep Lester Campus	CPL
Lester Prep	LP
Libertas School of Memphis	LSM
Promise Academy	PA

### Middle Grand Division School Names

School Name	Acronym
KIPP Antioch College Prep Elementary	KACPE
KIPP Antioch College Prep Middle	KACPM
KIPP Antioch Global High School	KAGHS
KIPP Antioch Global Middle School	KAGMS
LEAD Neely's Bend	LNB
Nashville Collegiate Prep	NCP
Rocketship Dream Community Prep	RDCP
Rocketship Nashville Northeast Elementary	RNNE
Rutherford Collegiate Prep	RCP
Tennessee Nature Academy	TNA