



2024-2025 Annual Report

January 2026



TENNESSEE
PUBLIC CHARTER SCHOOL COMMISSION



Table of Contents

| | |
|---|----|
| Letter from the Executive Director | 3 |
| About the Tennessee Public Charter School Commission | 4 |
| About the Annual Report..... | 9 |
| 2024-25 Overall School Performance | 18 |
| Western Grand Division Comparative Performance | 21 |
| Middle Grand Division Comparative Performance..... | 26 |
| Appendix A. School Specific Reports..... | 32 |
| Bluff City High School School Overview..... | 33 |
| Cornerstone Prep Denver Campus School Overview..... | 34 |
| Cornerstone Prep Knight Road Campus School Overview | 35 |
| Cornerstone Prep Lester Campus School Overview | 36 |
| KIPP Antioch College Prep Elementary School Overview..... | 37 |
| KIPP Antioch College Prep Middle School Overview..... | 38 |
| KIPP Antioch Global High School Overview | 39 |
| KIPP Antioch Global Middle School Overview | 40 |
| LEAD Neely's Bend School Overview | 41 |
| Lester Prep School Overview | 42 |
| Libertas School of Memphis School Overview | 43 |
| Nashville Collegiate Prep School Overview | 44 |
| Promise Academy School Overview..... | 45 |
| Rocketship Dream Community Prep School Overview | 46 |
| Rocketship Nashville Northeast Elementary School Overview | 47 |
| Rutherford Collegiate Prep School Overview..... | 48 |
| Tennessee Nature Academy School Overview..... | 49 |
| Appendix B. Commission Approved Schools | 50 |
| Appendix C. List of Acronyms | 51 |

Contact:

Maggie Lund

Deputy Director of Authorizing

Maggie.Lund@tn.gov

(615) 664-9956

Originally Published: December 30, 2025

Updated: March 24, 2026



Letter from the Executive Director

Established in 2019 by the Tennessee General Assembly, the Tennessee Public Charter School Commission (“Commission” or “Charter Commission”) serves as an appellate authorizer of charter schools. Last year, the Commission earned an exemplary rating on the state’s Authorizer Evaluation conducted by the State Board of Education, demonstrating that it is a high-quality authorizer. The Commission recognizes that being a high-quality authorizer begins with approving strong charter applications, but it certainly doesn't end there. Rigorous oversight, monitoring, and accountability are essential to ensuring that every student in our portfolio of authorized schools receives the excellent education they deserve. It is with great pride that the Commission presents this annual report, as it reflects our unwavering commitment to providing high-quality public charter school options for students across Tennessee.

The Commission also celebrated significant achievements and continued growth in the 2024-25 school year. The Commission, as a district, earned a Level 5 TVAAS score, the highest possible achievement, reflecting significant student academic growth for the fourth year in a row. We are also incredibly proud to celebrate that five of our schools have been named Reward Schools by the Tennessee Department of Education, a prestigious designation that recognizes schools improving overall student academic achievement and student growth for all student subgroups. The Commission more than doubled the number of reward schools within the portfolio year over year, and Reward Schools now account for roughly 30% of the Commission’s portfolio. Finally, the Commission received a rating of “exemplary” as a district, ranking in the ninety-second percentile for the state’s accountability score.

During the 2024-25 school year, the Commission portfolio grew to seventeen schools serving diverse communities across the state. The Commission also ran seven new start charter school appeals, approving four to open in the following school year. The Commission now has schools in three counties across the state: Davidson County, Shelby County, and Rutherford County.

As we look ahead, we remain dedicated to expanding high-quality charter school options and upholding the highest standards of accountability. We are excited to continue our work with our schools, families, and communities to provide strong school options for Tennessee students. I would like to thank Commissioners, staff, and school personnel for their dedication to our priority of ensuring all students have access to high-quality schools in Tennessee.

A handwritten signature in black ink that reads "Tess Stovall". The signature is written in a cursive style and is positioned above a horizontal line.

Tess Stovall
Executive Director, Tennessee Public Charter School Commission

About the Tennessee Public Charter School Commission

The Tennessee Public Charter School Commission is composed of nine members, three from each of Tennessee's Grand Divisions. Additionally, a majority of Commission members must reside within the geographic boundary of a local education agency ("LEA") with at least one charter school in operation. Tess Stovall serves as Executive Director of the Commission. All members are appointed by the Governor and confirmed by the General Assembly. Commissioners shall be appointed for five-year terms.



Mr. Terence Patterson – Western Grand Division

Chair Christine Richards – Western Grand Division

Mr. Tom Marino – Western Grand Division

Ms. Lauren Smith – Middle Grand Division

Mr. Michael A. Carter, Sr. – Middle Grand Division

Mr. Thomas Lehrman – Middle Grand Division

Mr. Tom Griscom – Eastern Grand Division

Mr. Eddie Smith – Eastern Grand Division

Mr. Alan Levine – Eastern Grand Division

Ms. Tess Stovall – Executive Director, Tennessee Public Charter School Commission

Appellate Authorizer of Charter Schools

Pursuant to Tennessee Code Annotated (“T.C.A.”) § 49-13-108, public charter school sponsors are allowed to appeal the denial of an application by the local board of education to the Commission. To overturn the decision of the local board of education, the Commission must find that the application meets or exceeds the metrics outlined in the Tennessee Department of Education’s application-scoring rubric and that approval of the amended charter application is in the best interests of the students, the local education agency (“LEA”), or the community. If the local board of education’s decision is overturned, then the Commission can approve the application, and thereby authorize the school. The school will then be evaluated and held accountable to Commission Policy 3.700 – Charter School Performance Framework¹ unless the LEA and the charter school agree that the charter school will be overseen and monitored by the LEA, pursuant to T.C.A. § 49-13-108(5)(E).

In the 2024-25 school year, the Commission received seven new start appeals. The Commission approved four new start applications and will authorize these schools because of the outcomes detailed below:

| Name of Proposed School | Geographic LEA | Charter Commission Decision |
|---------------------------------|--------------------------------|--|
| Novus SMART Academy | Rutherford County Schools | Affirm LEA Decision |
| Nurses Middle College Nashville | Metro Nashville Public Schools | Approve Application (Authorized by Commission) |
| Nashville School of Excellence | Metro Nashville Public Schools | Affirm LEA Decision |
| LEAD Cameron Elementary | Metro Nashville Public Schools | Withdrawn by Applicant |
| LEAD Southeast Elementary | Metro Nashville Public Schools | Approve Application (Authorized by Commission) |
| Encompass Community School | Metro Nashville Public Schools | Approve Application (Authorized by Commission) |
| Wooddale Middle School | Memphis-Shelby County Schools | Approve Application (Authorized by Commission) |

¹ All [Commission rules and policies](#) may be found on the [Commission’s website](#).

The Commission's Strategic Plan

Beginning in July 2024, the Tennessee Public Charter School Commission initiated the process of updating its strategic plan to reflect the Commission's work over the next three years. To ensure the plan reflects a broad range of perspectives, the Commission gathered valuable feedback from stakeholders, including Commissioners, school operators, external partners, legislators, and representatives from other Tennessee state agencies. Over several months, input was collected through surveys, focus groups, and one-on-one interviews.

This input informed the development of updated mission and vision statements, core values, and strategic priorities, which were presented to Commissioners for consideration at the quarterly Commission meeting.

On March 28, 2025, the Commission adopted the Agency's Strategic Plan. The updated strategic plan will guide the Commission's work through 2028.

Our Mission

As a trusted partner, the Charter Commission provides access and support to excellent charter schools through rigorous oversight, transparency, and accountability.

Our Vision

By authorizing and supporting excellent public charter schools, we have a positive impact on the quality of Tennessee education, empowering every student to achieve their full potential and prepare for a successful life experience.

Our Core Values



Students First: In all decisions, our focus is the impact on students. We support practices that lead to student success.



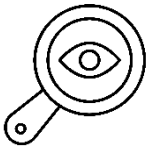
Autonomy: For public charter schools to drive innovative approaches and positive student outcomes, autonomy is essential. In our work, we ensure our schools have the flexibility to be responsive to student needs.



Accountability: A high level of accountability is maintained for school quality and student outcomes through rigorous oversight policies and processes.



Support: We enable our schools to meet our requirements, serve students effectively, and improve student outcomes through timely and responsive support. We strive to balance support with school autonomy, recognizing our dual responsibilities as an LEA and an authorizer.



Transparency: We operate openly and communicate honestly in all parts of our work. We clearly articulate rationales for our decisions and consistently apply our policies and procedures.



Community: We honor our connections with and responsibility to each school's local community. We clearly articulate rationales for our decisions and consistently apply our policies and procedures.



Excellence: All aspects of our work are driven by excellence. Our schools' pursuit of excellence is measured through the School Performance Framework and shared in each authorized school's annual report.

Our Strategic Priorities

The Commission's strategic priorities serve as a roadmap and will guide our work over the next three years. By 2028, the Commission will achieve the following outcomes:

- **Strategic Priority 1: High-Quality Charter Schools.** Authorize high-quality and high-performing charter schools that improve outcomes for Tennessee Students.
- **Strategic Priority 2: Strong Operational Effectiveness.** Achieve student success by providing effective operational support in addition to rigorous oversight and guidance.
- **Strategic Priority 3: Community and Stakeholder Engagement.** Build and cultivate strong relationships with schools, operators, and communities.
- **Strategic Priority 4: Agency Oversight.** Maintain excellence in functions as a state agency by ensuring prudent fiscal management, transparent operations, and strong engagement with the administration and Tennessee General Assembly.

The Commission adopted action steps for each strategic priority established within the strategic plan. Benchmarks are then used to measure the authorizer's progress towards meeting each of the action steps, such that goals are met by 2028. Progress towards meeting each benchmark is monitored and reported publicly on a quarterly basis during regular Commission meetings. In the 2024-25 school year, the Commission was on-track for meeting all the established benchmarks and as a result, remains **on-track** for meeting the strategic priorities and goals.

Quality Authorizing

With regard to its authorizing functions, the Commission is committed to carrying out its mission by upholding the Quality Charter Authorizing Standards² as approved by the Tennessee State Board of Education. During the 2024-25 school year, the Commission received the highest available rating, earning an “Exemplary” rating from the State Board. The Commission will continue to refine and build high-quality authorizing practices as the portfolio of schools continues to expand in future years. Additionally, to further transparency, the Commission provides protocols for all schools for high stakes reviews such as interim reviews and renewals, including renewal criteria for schools. All these protocols are available on the Commission’s website.³ This annual report will be used in alignment with the Commission’s Renewal Criteria to determine if a school is on- or off-track for renewal in alignment Commission Policy 3.600 Renewal of Commission-Authorized Charter Agreements.

² Tennessee State Board of Education Policy 6.111 [State Board of TN Policies](#)

³ [Commission's Guidance Documents and Protocols](#)

About the Annual Report

Each year, the Commission evaluates each of its authorized charter schools and makes the results of the evaluation accessible to the public. The annual authorizer report⁴ shares general information about each school and summarizes the results of each school's academic, financial, and organizational performance based on Commission Policy 3.700 – Charter School Performance Framework.⁵

For each measure in this report, the school receives one of the ratings described below.

| Rating | Description |
|--------------------------|---|
| Exceeds Standard | The school is exceeding expectations and showing exemplary performance. This rating only applies to academic performance. |
| Meets Standard | The school is performing well and meeting expectations for performance. |
| Does Not Meet Standard | The school has failed to meet minimum expectations for performance. |
| Falls Far Below Standard | The school falls far below the stated expectations and/or significant concern(s) are noted. The failures are material and significant to the viability of the school. |

The Commission is committed to providing high-quality education for public school students in Tennessee. The purpose of the Annual Report is to:

1. Provide timeline information to the charter school on its performance relative to the standards and expectations established by federal and state law, Commission rules, and the charter agreement;
2. Identify the school's strengths and any areas needing improvement; and
3. Provide information that enables the community and the public to understand the school's performance, including its fulfillment of public obligations.

⁴ [Annual Authorizer Report](#)

⁵ All [Commission rules and policies](#) may be found on the [Commission's website](#).

Academic Performance

This section provides an overview of the school’s academic performance in the 2024-25 school year based on a variety of academic measures the school is held accountable to, as established by applicable federal and state law and the charter agreement.

The academic performance framework is made up of four key areas, which are outlined below:

1. Student Outcomes (25%-35%)

The Student Outcomes section of the Commission’s School Performance Framework aligns with the Tennessee Department of Education (“TDOE” or “the department”)’s accountability framework, also known as the letter grade calculation.⁶ If the TDOE adjusts any indicators in future accountability protocols, the Commission will adjust the same within the performance framework such that this section will continue to align with the state’s accountability model.

| Falls Far Below | Does Not Meet Standard | Meets Standard | Exceeds Standard | Total Weight |
|-----------------|------------------------|----------------|------------------|--------------|
| D or F | C | B | A | 25%-35% |

2. Mission-Specific Goal (10%)

Each school authorized by the Commission defines a mission-specific goal within its charter agreement to be evaluated within the School Performance Framework. Each mission-specific goal is unique and pre-determined in collaboration with Commission staff. The inclusion of this goal offers an opportunity:

- a. For schools to showcase what makes them unique based on the model described within their charter application.
- b. For elementary schools that may be missing state student outcomes data due to the majority of their students being in non-tested grade levels, this goal can track growth and achievement for students who do not take state testing through nationally normed assessments.
- c. To include supplemental data for schools that are staggering their opening by grade level.
- d. To capture additional important data aligned with their mission that schools believe are beneficial and are outside the scope of what is measured within the academic portion of the framework. This can include items such as ACT scores, nationally normed internal assessment data, and curriculum rubrics.

⁶ [Tennessee Department of Education Letter Grade Calculation](#)

3. Comparative Performance (40%)

Comparison of charter school performance to the resident district allows for the evaluation of whether the charter school provides a better option for students. Comparative achievement will be measured by evaluating the student success rate on the state assessments in the four tested subject areas, English language arts (“ELA”), math, science, and social studies, at the charter school, as compared to the resident district average. Additionally, this indicator considers comparative subgroup performance to the resident district in math and ELA for students with disabilities, English learners, economically disadvantaged, and Black, Hispanic, Native American students.

Schools must fall within 5% of the resident district average for overall success rate in each of the four main subject areas to meet standard. Schools must fall within 3% of the resident district average for subgroup performance in ELA and math to meet standard.

4. TVAAS Composite Index (15%-25%)

The TVAAS⁷ is a statistical calculation measuring student growth. In calculating a TVAAS score, a student’s performance is compared relative to the performance of his or her peers who have performed similarly on past assessments. If a school does not have a TVAAS score, the weight will be reallocated evenly amongst the other indicators in the academic section. If a school exceeds the standard on TVAAS, additional weight is provided to this section and subtracted from the “Student Outcomes” section to celebrate growth within the school performance framework.

| Falls Far Below | Does Not Meet Standard | Meets Standard | Exceeds Standard | Total Weight |
|----------------------------|----------------------------|----------------------------|---------------------------------|--------------|
| TVAAS Composite Score of 1 | TVAAS Composite Score of 2 | TVAAS Composite Score of 3 | TVAAS Composite Score of 4 or 5 | 15%-25% |

A school will meet standard on the framework with an average total rating of three or above for the academic section.

⁷ [Tennessee Value-Added Assessment System, TVAAS Tennessee](#)

Financial Performance

In addition to academic performance, another important indicator of short-term and long-term success of charter schools is financial performance. The financial performance framework is comprised of ratings based on a school's near term and sustainability indicators.

Organizational Performance

Charter schools are required to meet certain regulatory requirements and responsibilities as established by applicable state and federal law and their charter agreements. Deficiencies or weaknesses in organizational performance may be an indicator of the overall health of the charter school. This section reports the school's overall organizational performance in the 2024-25 school year based on fulfilling legal requirements and fiduciary/public stewardship responsibilities, and other measures relevant to organizational health and performance. The highest possible rating for this section is "Meets Standard."

There are two organizational indicators that will be held harmless for the 2024-25 school year:

1. 1(c) Enrollment in Alignment with the Charter Agreement: This indicator evaluates if the school is fully enrolled in alignment with the enrollment projections outlined in the charter agreement.
2. 4(b) Suspension Rate Goals: This indicator evaluates the school's success against suspension rate goals within the school or LEA plan.

These organizational indicators were updated within the framework in 2025 for future reporting cycles.

School Information and Demographics

The Commission utilized the Tennessee Department of Education's Report Card⁸ and Data Downloads⁹ for reporting student enrollment data, percent of race/ethnicity, and student subgroup data.

⁸ [Tennessee School Report Cards | State of Tennessee](#)

⁹ [Data Downloads & Requests](#)



HIGHLIGHTS 2024-2025



Exemplary District

The Commission ranked in the top 10% of districts statewide.



Exemplary Authorizer

Designated by the State Board of Education.




Level 5
Overall District
TVAAS
Composite

4th year in a row



**REWARD
SCHOOLS**



~30% Commission's Portfolio

STATS FOR THE YEAR



6,700+
Students



17
Authorized
Schools

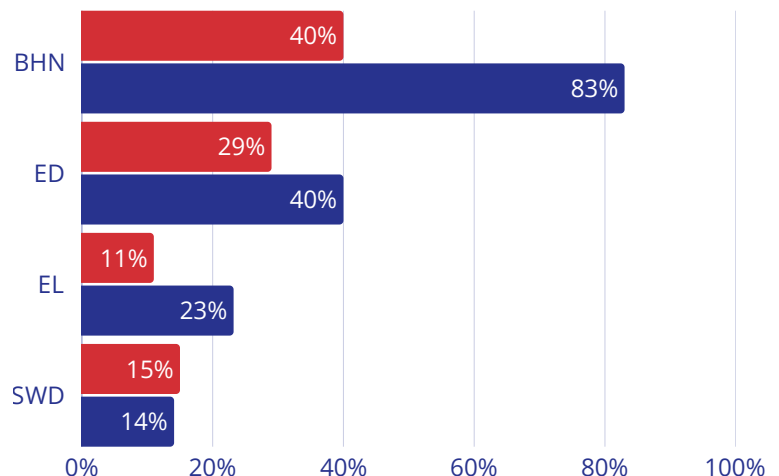


7
Appeals
Heard

Commission schools

serve all students

● Statewide ● Commission





TENNESSEE

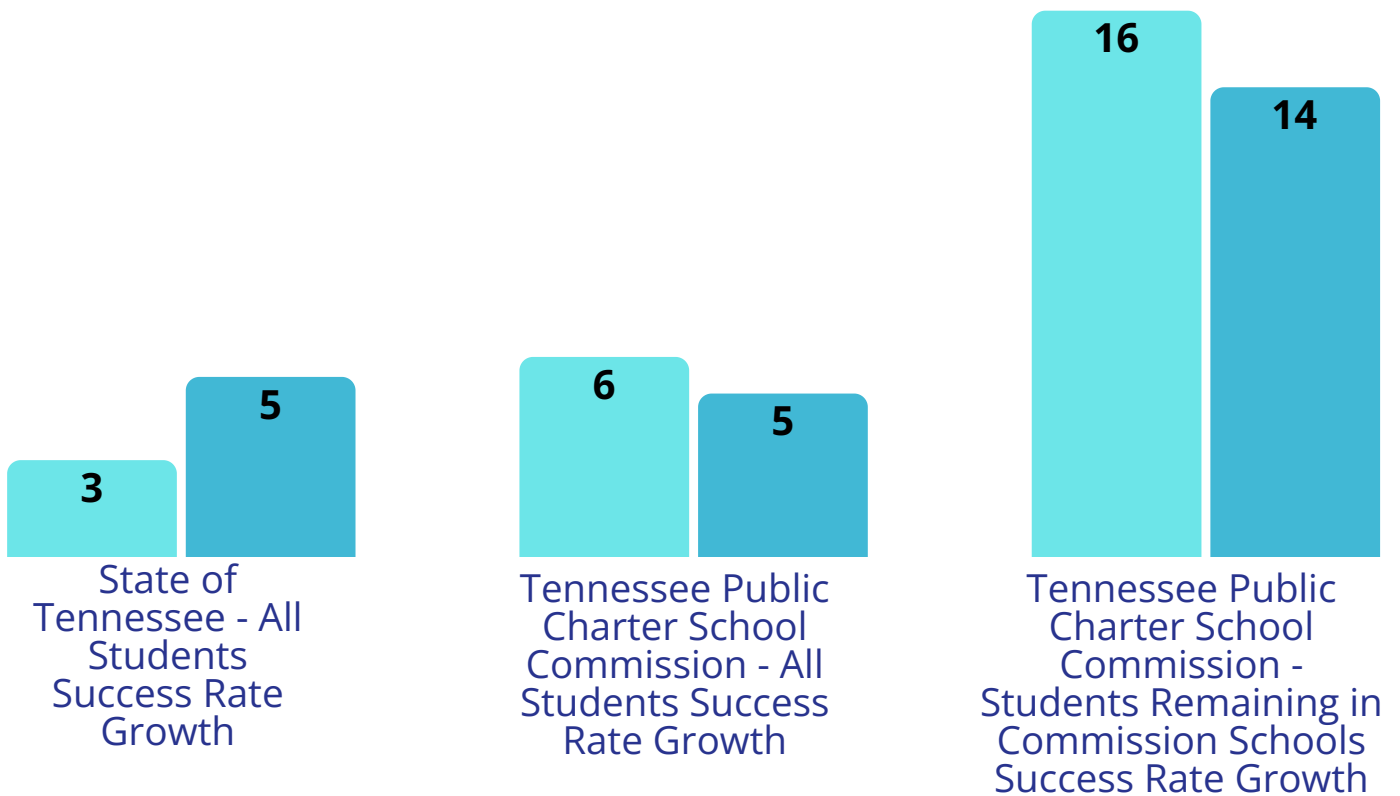
PUBLIC CHARTER SCHOOL COMMISSION

The Tennessee Public Charter School Commission is committed to improving outcomes for the students of Tennessee. The Time in Model Analysis measures the performance level of students remaining enrolled in a Commission school.

After being enrolled in a Commission school for three consecutive years, students in this cohort demonstrated an increase in both proficiency rates and performance levels.

● ELA Growth Since 2023 ● Math Growth Since 2023

Percentage Points of Growth



Growth at All Levels

More than **11%** of students in English language arts & More than **15%** of students in mathematics increased their performance level to approaching expectations.

That is **over 300 students** closer to grade level.

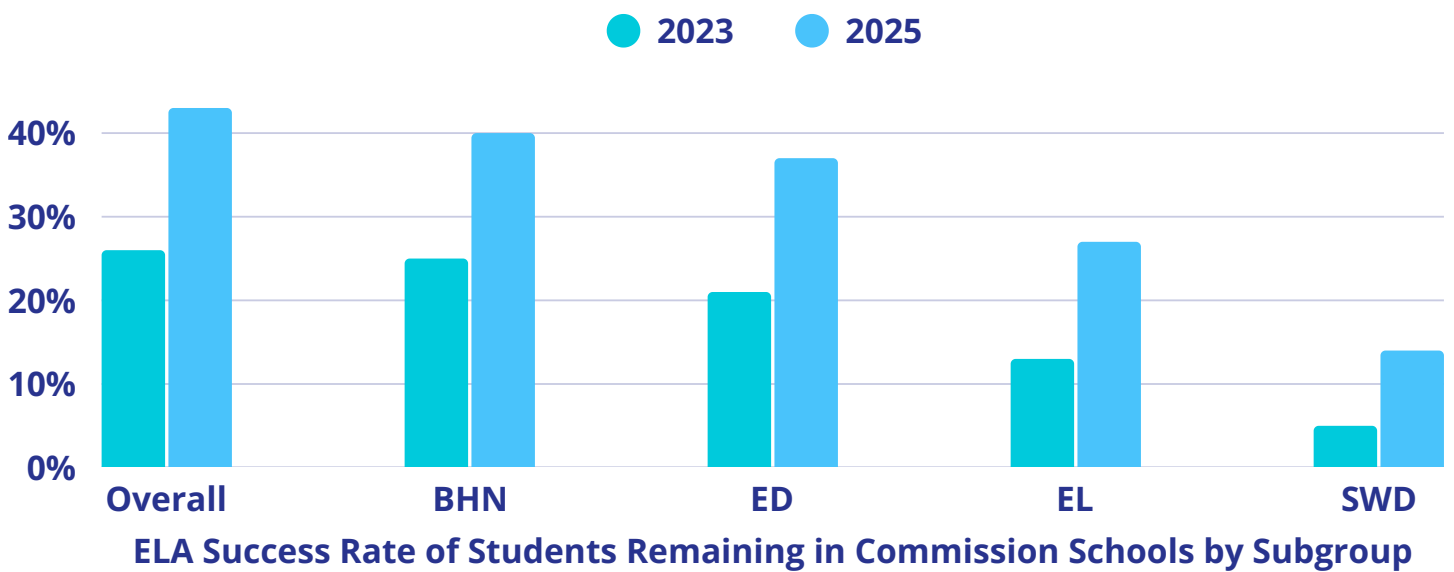


TENNESSEE

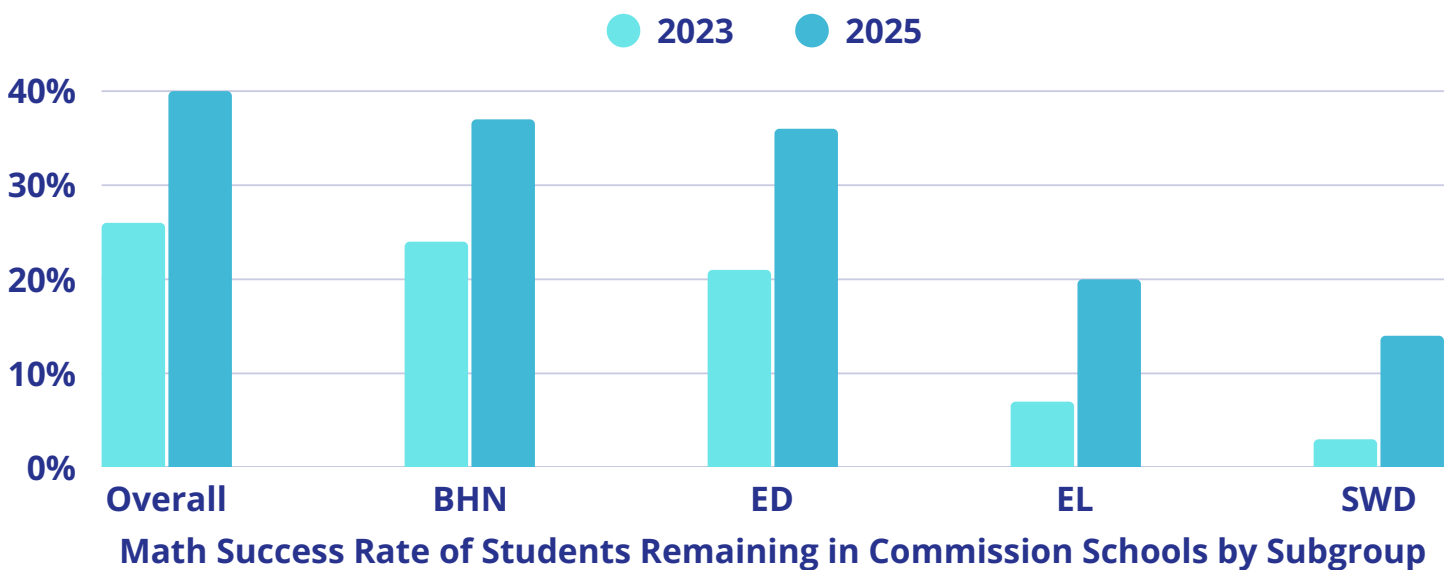
PUBLIC CHARTER SCHOOL COMMISSION

After being enrolled in a Commission school for three consecutive years, all subgroups of students demonstrated an increase in proficiency rates for both ELA and math.

Cohort ELA Success Rates: 2023 to 2025



Cohort Math Success Rates: 2023 to 2025



The Charter Commission’s Portfolio

In the 2024-25 school year, the Commission authorized seventeen charter schools in operation. The schools are in the geographic districts of Memphis-Shelby County Schools, Metro Nashville Public Schools, and Rutherford County Schools. Six of these schools were assumed from the State Board. The remaining schools were authorized by the Commission through the new start appeal, renewal appeal, or Achievement School District (“ASD”) transition processes.

Geographic District: Memphis-Shelby County Schools

| School | Year Opened | Pathway | 2024-25 Enrollment | 2024-25 Grades Served |
|---|-------------|------------------|--------------------|-----------------------|
| Bluff City High School | 2017 | State Board | 514 | 9-12 |
| Cornerstone Prep Denver Campus | 2015 | ASD | 617 | K-5 |
| Cornerstone Prep Lester Campus | 2012 | New Start Appeal | 321 | K-5 |
| Cornerstone Prep Knight Road Campus ¹⁰ | 2022 | State Board | 85 | K-2 |
| Lester Prep | 2014 | ASD | 204 | 6-8 |
| Libertas School of Memphis | 2015 | ASD | 483 | K-6 |
| Promise Academy ¹¹ | 2013 | ASD | 383 | K-5 |

Geographic District: Metro Nashville Public Schools

| School | Year Opened | Pathway | 2024-25 Enrollment | 2024-25 Grades Served |
|--------------------------------------|-------------|-------------|--------------------|-----------------------|
| KIPP Antioch College Prep Elementary | 2018 | State Board | 604 | K-4 |
| KIPP Antioch College Prep Middle | 2019 | State Board | 526 | 5-8 |
| KIPP Antioch Global High School | 2023 | State Board | 257 | 9-10 |

¹⁰ Named Cornerstone Prep School prior to July 1, 2025

¹¹ Consolidated from two schools in SY25-26. SY24-25 data is from Promise Academy Spring Hill.

| School | Year Opened | Pathway | 2024-25 Enrollment | 2024-25 Grades Served |
|---|-------------|------------------|--------------------|-----------------------|
| KIPP Antioch Global Middle School | 2024 | New Start Appeal | 113 | 5-6 |
| LEAD Neely's Bend | 2015 | ASD | 291 | 5-8 |
| Nashville Collegiate Prep | 2021 | State Board | 837 | K-8 |
| Rocketship Dream Community Prep | 2022 | State Board | 447 | K-4 |
| Rocketship Nashville Northeast Elementary | 2014 | Renewal Appeal | 462 | K-5 |
| Tennessee Nature Academy | 2023 | New Start Appeal | 195 | 5-7 |

Geographic District: Rutherford County Schools

| School | Year Opened | Pathway | 2024-25 Enrollment | 2024-25 Grades Served |
|----------------------------|-------------|------------------|--------------------|-----------------------|
| Rutherford Collegiate Prep | 2024 | New Start Appeal | 435 | K-6 |

As of June 3, 2025, the Commission was notified by American Classical Education that its board voted to voluntarily relinquish the Madison Classical Academy charter agreement.

2024-25 Overall School Performance

The detailed performance of each Commission authorized school is highlighted in the subsequent portion of this report. The chart below summarizes the overall results of our schools' academic, financial, and organizational performance based on Commission Policy 3.700 – Charter School Performance Framework¹² in a summarized manner. In accordance with Commission Policy 3.400 – Charter School Intervention, the Commission will evaluate a school's performance on the framework for possible intervention actions, if necessary. Where intervention is needed, the Commission engages in intervention strategies that preserve charter school autonomy and responsibility by identifying what the charter school must remedy without prescribing solutions.

| School | Academic Performance | Financial Performance ¹³ | Organizational Performance |
|--------------------------------------|----------------------|-------------------------------------|----------------------------|
| Bluff City High School | Meets Standard | Meets Standard | Does Not Meet Standard |
| Cornerstone Prep Denver Campus | Exceeds Standard | Meets Standard | Meets Standard |
| Cornerstone Prep Knight Road Campus | Meets Standard | Meets Standard | Meets Standard |
| Cornerstone Prep Lester Campus | Meets Standard | Meets Standard | Meets Standard |
| KIPP Antioch College Prep Elementary | Exceeds Standard | Meets Standard | Meets Standard |
| KIPP Antioch College Prep Middle | Exceeds Standard | Meets Standard | Meets Standard |
| KIPP Antioch Global High School | Exceeds Standard | Meets Standard | Meets Standard |
| KIPP Antioch Global Middle School | Exceeds Standard | Meets Standard | Meets Standard |
| LEAD Neely's Bend | Meets Standard | Meets Standard | Meets Standard |

¹² All Commission rules and policies may be found on the Commission's [website](#).

¹³ Audits are due to the Tennessee Comptroller of the Treasury on or before December 31, 2025. The Commission's annual report is updated to reflect each school's financial performance upon receipt of the annual audit.

| School | Academic Performance | Financial Performance ¹³ | Organizational Performance |
|---|--------------------------|-------------------------------------|----------------------------|
| Lester Prep | Does Not Meet Standard | Meets Standard | Meets Standard |
| Libertas School of Memphis | Exceeds Standard | Meets Standard | Meets Standard |
| Nashville Collegiate Prep | Does Not Meet Standard | Falls Far Below Standard | Meets Standard |
| Promise Academy | Meets Standard | Meets Standard | Meets Standard |
| Rocketship Dream Community Prep | Exceeds Standard | Meets Standard | Meets Standard |
| Rocketship Nashville Northeast Elementary | Does Not Meet Standard | Meets Standard | Meets Standard |
| Rutherford Collegiate Prep | Falls Far Below Standard | Falls Far Below Standard | Meets Standard |
| Tennessee Nature Academy | Does Not Meet Standard | Meets Standard | Meets Standard |

School Designations

Each year, in accordance with the department’s accountability system and federal and state law, the department recognizes schools for their success, as well as those needing additional support.¹⁴ Schools are designated as a Reward School when they demonstrate high levels of performance and/or improvement in performance by meeting their annual measurable objectives across performance indicators and student groups. The table below recognizes Commission schools that received Reward School designations for the 2024-25 school year:

| Reward Schools | Geographic LEA |
|--------------------------------------|--------------------------------|
| Cornerstone Prep Lester Campus | Memphis-Shelby County Schools |
| Libertas School of Memphis* | Memphis-Shelby County Schools |
| KIPP Antioch College Prep Elementary | Metro Nashville Public Schools |
| KIPP Antioch College Prep Middle* | Metro Nashville Public Schools |
| Rocketship Dream Community Prep | Metro Nashville Public Schools |

*Second year in a row designated as a Reward School.

¹⁴ Accountability protocols may be found on the [department’s website](#).



Schools are designated as Comprehensive Support and Improvement (“CSI”) and Priority schools when they exhibit low student performance by falling in the bottom five percent of performance statewide. Targeted Support and Improvement (“TSI”) schools are schools with overall scores in the bottom five percent statewide for the performance of a student subgroup. The table below outlines Commission schools that received CSI/Priority or TSI designations for the 2024-25 school year:

| School | Designation | Geographic LEA |
|---------------------------|--------------------|--------------------------------|
| Lester Prep | CSI and Priority | Memphis-Shelby County Schools |
| Nashville Collegiate Prep | TSI | Metro Nashville Public Schools |

Western Grand Division Comparative Performance

The following section provides an overview of the schools in the Western Grand Division with the geographic district of Memphis-Shelby County Schools. Please see Appendix C for a list of terms and acronyms.

Academic Performance

| OVERALL | LSM (K-6) | PA (K-5) | CPL (K-5) | CPD (K-5) | CPK (K-2) | LP (6-8) | BCHS (9-12) |
|---|-----------|---------------|---------------|-----------|-----------|-----------------|-----------------|
| STUDENT OUTCOMES | | | | | | | |
| Letter Grade Calculation | Meets | Does Not Meet | Meets | Meets | N/A | Falls Far Below | Does Not Meet |
| MISSION-SPECIFIC GOAL | | | | | | | |
| Mission-Specific Goal | Exceeds | Meets | Exceeds | Exceeds | Exceeds | Meets | Exceeds |
| COMPARATIVE PERFORMANCE | | | | | | | |
| Comparative Performance ELA | Exceeds | Does Not Meet | Does Not Meet | Meets | N/A | Does Not Meet | Does Not Meet |
| Comparative Performance Math | Exceeds | Meets | Does Not Meet | Exceeds | N/A | Does Not Meet | Does Not Meet |
| Comparative Performance Science | Meets | Does Not Meet | Meets | Meets | N/A | Meets | Falls Far Below |
| Comparative Performance Social Studies | Exceeds | N/A | N/A | N/A | N/A | Meets | N/A |
| COMPARATIVE SUBGROUP PERFORMANCE | | | | | | | |

| OVERALL | LSM (K-6) | PA (K-5) | CPL (K-5) | CPD (K-5) | CPK (K-2) | LP (6-8) | BCHS (9-12) |
|----------------------------------|------------------|-----------------|------------------|------------------|------------------|-----------------|--------------------|
| SWD Comparative Performance ELA | Exceeds | ** | Does Not Meet | Does Not Meet | N/A | Does Not Meet | Does Not Meet |
| SWD Comparative Performance Math | Exceeds | ** | Does Not Meet | Meets | N/A | Does Not Meet | Does Not Meet |
| EL Comparative Performance ELA | ** | ** | ** | ** | N/A | ** | Meets |
| EL Comparative Performance Math | ** | ** | ** | ** | N/A | ** | Exceeds |
| ED Comparative Performance ELA | Meets | Meets | Meets | Exceeds | N/A | Does Not Meet | Does Not Meet |
| ED Comparative Performance Math | Meets | Exceeds | Meets | Exceeds | N/A | Does Not Meet | Does Not Meet |
| BHN Comparative Performance ELA | Exceeds | Does Not Meet | Does Not Meet | Meets | N/A | Does Not Meet | Does Not Meet |
| BHN Comparative Performance Math | Exceeds | Meets | Does Not Meet | Exceeds | N/A | Does Not Meet | Does Not Meet |
| TVAAS | | | | | | | |
| TVAAS Composite Index | Exceeds | Exceeds | Exceeds | Exceeds | N/A | Meets | Exceeds |

Individual subgroup indicator(s) marked as ** are held harmless due to low number of valid tests for that subgroup.

Financial Performance

| OVERALL | LSM (K-6) | PA (K-5) | CPL (K-5) | CPD (K-5) | CPK (K-2) | LP (6-8) | BCHS (9-12) |
|---------------------------------|-----------|---------------|-----------|-----------|-----------------|---------------|-----------------|
| NEAR TERM INDICATORS | | | | | | | |
| Current Ratio | Meets | Meets | Meets | Meets | Meets | Meets | Meets |
| Unrestricted Days Cash | Meets | Does Not Meet | Meets | Meets | Meets | Meets | Meets |
| Enrollment Variance | Meets | Meets | Meets | Meets | Meets | Meets | Meets |
| Default | Meets | Meets | Meets | Meets | Meets | Meets | Meets |
| FINANCIAL SUSTAINABILITY | | | | | | | |
| Total Margin | Meets | Meets | Meets | Meets | Meets | Meets | Meets |
| Debt to Asset Ratio | Meets | Meets | Meets | Meets | Meets | Meets | Meets |
| Debt Service Coverage Ratio | Meets | Meets | Meets | Meets | Meets | Meets | Meets |
| Unrestricted Net Position | Meets | Meets | Meets | Meets | Meets | Meets | Meets |
| Total Margin by School | N/A | N/A | Meets | Meets | Falls Far Below | Does Not Meet | Falls Far Below |

Organizational Performance

| OVERALL | LSM (K-6) | PA (K-5) | CPL (K-5) | CPD (K-5) | CPK (K-2) | LP (6-8) | BCHS (9-12) |
|--|-----------|---------------|-----------|-----------|-----------|---------------|---------------|
| EDUCATION PROGRAM | | | | | | | |
| Charter Terms | Meets | Meets | Meets | Meets | Meets | Meets | Does Not Meet |
| Compliance with Education Requirements | Meets | Meets | Meets | Meets | Meets | Meets | Meets |
| Enrollment in Alignment with the Charter Agreement | N/A | N/A | N/A | N/A | N/A | N/A | N/A |
| Student Retention Rates | Meets | Does Not Meet | Meets | Meets | Meets | Does Not Meet | Does Not Meet |
| Student Retention Rates by Subgroup | Meets | Meets | Meets | Meets | Meets | Meets | Meets |
| Students with Disabilities Rights | Meets | Meets | Meets | Meets | Meets | Meets | Does Not Meet |
| English Learner Rights | Meets | Meets | Meets | Meets | Meets | Meets | Meets |
| FINANCIAL MANAGEMENT AND OVERSIGHT | | | | | | | |
| Financial Reporting and Compliance Reporting | Meets | Meets | Meets | Meets | Meets | Meets | Meets |
| Generally Accepted Accounting Principles | Meets | Meets | Meets | Meets | Meets | Meets | Meets |
| GOVERNANCE AND REPORTING | | | | | | | |

| OVERALL | LSM (K-6) | PA (K-5) | CPL (K-5) | CPD (K-5) | CPK (K-2) | LP (6-8) | BCHS (9-12) |
|-------------------------------|------------------|-----------------|------------------|------------------|------------------|-----------------|--------------------|
| Governance Requirements | Meets | Meets | Meets | Meets | Meets | Meets | Meets |
| Accountability of Management | N/A | N/A | N/A | N/A | N/A | N/A | N/A |
| Reporting Requirements | Meets | Meets | Meets | Meets | Meets | Meets | Meets |
| STUDENTS AND EMPLOYEES | | | | | | | |
| Rights of Students | Meets | Meets | Meets | Meets | Meets | Meets | Meets |
| Suspension Rate Goals | N/A | N/A | N/A | N/A | N/A | N/A | N/A |
| Attendance | Meets | Does Not Meet | Does Not Meet | Does Not Meet | Meets | Meets | Does Not Meet |
| Credentialing | Meets | Meets | Meets | Meets | Meets | Meets | Does Not Meet |
| Employment Rights | Meets | Meets | Meets | Meets | Meets | Meets | Meets |
| Background Checks | Meets | Meets | Meets | Meets | Meets | Meets | Meets |
| Teacher Retention | Meets | Falls Far Below | Does Not Meet | Does Not Meet | Meets | Falls Far Below | Falls Far Below |
| SCHOOL ENVIRONMENT | | | | | | | |
| Facilities and Transportation | Meets | Meets | Meets | Meets | Meets | Meets | Meets |
| Health and Safety | Meets | Meets | Meets | Meets | Meets | Meets | Meets |
| Information Handling | Meets | Meets | Meets | Meets | Meets | Meets | Meets |
| ADDITIONAL OBLIGATIONS | | | | | | | |
| All Other Obligations | Meets | Meets | Meets | Meets | Meets | Meets | Meets |

Middle Grand Division Comparative Performance

The following section provides an overview of the schools in the Middle Grand Division with the geographic districts of Metro Nashville Public Schools and Rutherford County Schools. Please see Appendix C for a list of terms and acronyms.

Academic Performance

| OVERALL | KACPE (K-4) | RDCP (K-4) | RNNE (K-5) | NCP (K-8) | KACPM (5-8) | KAGMS (5-6) | LNB (5-8) | TNA (5-7) | KAGHS (9-10) | RCP (K-6) |
|--|----------------|---------------|-----------------|---------------|----------------|----------------|---------------|-----------------|-----------------|-----------------|
| STUDENT OUTCOMES | | | | | | | | | | |
| Letter Grade Calculation | Exceeds | Exceeds | Falls Far Below | Does Not Meet | Exceeds | Exceeds | Meets | Falls Far Below | Exceeds | Falls Far Below |
| MISSION-SPECIFIC GOAL | | | | | | | | | | |
| Mission-Specific Goal | Exceeds | Meets | Does Not Meet | Does Not Meet | Exceeds | Meets | Meets | Exceeds | Exceeds | Does Not Meet |
| COMPARATIVE PERFORMANCE | | | | | | | | | | |
| Comparative Performance ELA | Exceeds | Exceeds | Falls Far Below | Meets | Exceeds | Exceeds | Does Not Meet | Meets | Exceeds | Falls Far Below |
| Comparative Performance Math | Exceeds | Exceeds | Falls Far Below | Does Not Meet | Exceeds | Exceeds | Meets | Meets | Exceeds | Falls Far Below |
| Comparative Performance Science | Exceeds | Does Not Meet | Falls Far Below | Does Not Meet | Exceeds | Exceeds | Does Not Meet | Exceeds | N/A | Falls Far Below |
| Comparative Performance Social Studies | N/A | N/A | N/A | Does Not Meet | Exceeds | Exceeds | Does Not Meet | Does Not Meet | N/A | Falls Far Below |

| OVERALL | KACPE (K-4) | RDCP (K-4) | RNNE (K-5) | NCP (K-8) | KACPM (5-8) | KAGMS (5-6) | LNB (5-8) | TNA (5-7) | KAGHS (9-10) | RCP (K-6) |
|---|----------------|---------------|-----------------|---------------|----------------|----------------|---------------|-----------------|-----------------|-----------------|
| COMPARATIVE SUBGROUP PERFORMANCE | | | | | | | | | | |
| SWD Comparative Performance ELA | Exceeds | ** | Does Not Meet | Does Not Meet | Meets | ** | Exceeds | Exceeds | Exceeds | Does Not Meet |
| SWD Comparative Performance Math | Exceeds | Does Not Meet | Does Not Meet | Meets | Exceeds | ** | Exceeds | Meets | Does Not Meet | Falls Far Below |
| EL Comparative Performance ELA | Exceeds | Exceeds | Meets | Exceeds | Meets | Exceeds | Meets | ** | Meets | ** |
| EL Comparative Performance Math | Exceeds | Exceeds | Does Not Meet | Exceeds | Meets | Exceeds | Exceeds | ** | Exceeds | ** |
| ED Comparative Performance ELA | Exceeds | Exceeds | Does Not Meet | Exceeds | Exceeds | Exceeds | Meets | ** | Exceeds | Falls Far Below |
| ED Comparative Performance Math | Exceeds | Exceeds | Falls Far Below | Meets | Exceeds | Exceeds | Exceeds | ** | Exceeds | Falls Far Below |
| BHN Comparative Performance ELA | Exceeds | Exceeds | Does Not Meet | Meets | Exceeds | Exceeds | Does Not Meet | Exceeds | Exceeds | Falls Far Below |
| BHN Comparative Performance Math | Exceeds | Exceeds | Falls Far Below | Does Not Meet | Exceeds | Exceeds | Exceeds | Meets | Exceeds | Falls Far Below |
| TVAAS | | | | | | | | | | |
| TVAAS Composite Index | Exceeds | Exceeds | Meets | Meets | Exceeds | Exceeds | Exceeds | Falls Far Below | Exceeds | Falls Far Below |

Individual subgroup indicator(s) marked as ** are held harmless due to low number of valid tests for that subgroup.

Financial Performance

| OVERALL | KACPE (K-4) | RDCP (K-4) | RNNE (K-5) | NCP (K-8) | KACPM (5-8) | KAGMS (5-6) | LNB (5-8) | TNA (5-7) | KAGHS (9-10) | RCP (K-6) |
|---------------------------------|----------------|-----------------|-----------------|-----------------|----------------|----------------|-----------------|---------------|-----------------|-----------------|
| NEAR TERM INDICATORS | | | | | | | | | | |
| Current Ratio | Meets | Meets | Meets | Meets | Meets | Meets | Meets | Meets | Meets | Meets |
| Unrestricted Days Cash | Meets | Meets | Meets | Meets | Meets | Meets | Meets | Meets | Meets | Meets |
| Enrollment Variance | Meets | Meets | Meets | Meets | Meets | Does Not Meet | Falls Far Below | Meets | Meets | Meets |
| Default | Meets | Meets | Meets | Meets | Meets | Meets | Meets | Meets | Meets | Meets |
| FINANCIAL SUSTAINABILITY | | | | | | | | | | |
| Total Margin | Meets | Does Not Meet | Does Not Meet | Falls Far Below | Meets | Meets | Does Not Meet | Meets | Meets | Falls Far Below |
| Debt to Asset Ratio | Meets | Meets | Meets | Falls Far Below | Meets | Meets | Meets | Meets | Meets | Falls Far Below |
| Debt Service Coverage Ratio | Meets | Meets | Meets | Does Not Meet | Meets | Meets | Does Not Meet | Meets | Meets | Does Not Meet |
| Unrestricted Net Position | Meets | Meets | Meets | Falls Far Below | Meets | Meets | Meets | Does Not Meet | Meets | Falls Far Below |
| Total Margin by School | Meets | Falls Far Below | Falls Far Below | Does Not Meet | Meets | Meets | Does Not Meet | N/A | Falls Far Below | Falls Far Below |

Organizational Performance

| OVERALL | KACPE (K-4) | RDCP (K-4) | RNNE (K-5) | NCP (K-8) | KACPM (5-8) | KAGMS (5-6) | LNB (5-8) | TNA (5-7) | KAGHS (9-10) | RCP (K-6) |
|--|-------------|------------|---------------|---------------|-------------|-------------|---------------|-----------|--------------|-----------------|
| EDUCATION PROGRAM | | | | | | | | | | |
| Charter Terms | Meets | Meets | Meets | Meets | Meets | Meets | Meets | Meets | Meets | Meets |
| Compliance with Education Requirements | Meets | Meets | Meets | Meets | Meets | Meets | Meets | Meets | Meets | Meets |
| Enrollment in Alignment with Charter Agreement | N/A | N/A | N/A | N/A | N/A | N/A | N/A | N/A | N/A | N/A |
| Student Retention Rates | Meets | Meets | Does Not Meet | Does Not Meet | Meets | Meets | Does Not Meet | Meets | Meets | Falls Far Below |
| Student Retention Rates by Subgroup | Meets | Meets | Meets | Meets | Meets | Meets | Meets | Meets | Meets | Meets |
| Students with Disabilities Rights | Meets | Meets | Meets | Meets | Meets | Meets | Meets | Meets | Meets | Meets |
| English Learner Rights | Meets | Meets | Meets | Does Not Meet | Meets | Meets | Meets | Meets | Meets | Meets |
| FINANCIAL MANAGEMENT AND OVERSIGHT | | | | | | | | | | |
| Financial Reporting and Compliance Reporting | Meets | Meets | Meets | Meets | Meets | Meets | Meets | Meets | Meets | Meets |

| OVERALL | KACPE (K-4) | RDCP (K-4) | RNNE (K-5) | NCP (K-8) | KACPM (5-8) | KAGMS (5-6) | LNB (5-8) | TNA (5-7) | KAGHS (9-10) | RCP (K-6) |
|--|--------------------|-------------------|-------------------|------------------|--------------------|--------------------|------------------|------------------|---------------------|------------------|
| Generally Accepted Accounting Principles | Meets | Meets | Meets | Meets | Meets | Meets | Meets | Meets | Meets | Meets |
| GOVERNANCE AND REPORTING | | | | | | | | | | |
| Governance Requirements | Meets | Meets | Meets | Meets | Meets | Meets | Meets | Meets | Meets | Meets |
| Accountability of Management | N/A | Meets | Meets | Meets | N/A | N/A | N/A | N/A | N/A | Meets |
| Reporting Requirements | Meets | Meets | Meets | Meets | Meets | Meets | Meets | Meets | Meets | Meets |
| STUDENTS AND EMPLOYEES | | | | | | | | | | |
| Rights of Students | Meets | Meets | Meets | Meets | Meets | Meets | Meets | Meets | Meets | Meets |
| Suspension Rate Goals | N/A | N/A | N/A | N/A | N/A | N/A | N/A | N/A | N/A | N/A |
| Attendance | Meets | Meets | Meets | Does Not Meet | Meets | Meets | Meets | Meets | Meets | Meets |
| Credentialing | Meets | Meets | Meets | Meets | Meets | Meets | Meets | Meets | Meets | Meets |
| Employment Rights | Meets | Meets | Meets | Meets | Meets | Meets | Meets | Meets | Meets | Meets |
| Background Checks | Meets | Meets | Meets | Meets | Meets | Meets | Meets | Meets | Meets | Meets |
| Teacher Retention | Does Not Meet | Falls Far Below | Falls Far Below | Falls Far Below | Meets | Meets | Meets | Meets | Meets | Falls Far Below |
| SCHOOL ENVIRONMENT | | | | | | | | | | |

| OVERALL | KACPE (K-4) | RDCP (K-4) | RNNE (K-5) | NCP (K-8) | KACPM (5-8) | KAGMS (5-6) | LNB (5-8) | TNA (5-7) | KAGHS (9-10) | RCP (K-6) |
|-------------------------------|--------------------|-------------------|-------------------|------------------|--------------------|--------------------|------------------|------------------|---------------------|------------------|
| Facilities and Transportation | Meets | Meets | Meets | Meets | Meets | Meets | Meets | Meets | Meets | Meets |
| Health and Safety | Meets | Meets | Meets | Meets | Meets | Meets | Meets | Meets | Meets | Meets |
| Information Handling | Meets | Meets | Meets | Meets | Meets | Meets | Meets | Meets | Meets | Meets |
| ADDITIONAL OBLIGATIONS | | | | | | | | | | |
| All Other Obligations | Meets | Meets | Meets | Meets | Meets | Meets | Meets | Meets | Meets | Meets |



Appendix A

School Specific Reports



TENNESSEE
PUBLIC CHARTER SCHOOL COMMISSION

Bluff City High School

School Overview



General Information

| Information Category | School Details |
|--------------------------|---|
| School Name | Bluff City High School |
| Governing Board | IOTA Community Schools |
| Contracted Services | N/A |
| Address | 4100 Ross Road, Memphis, TN 38115 |
| Phone | (901) 730-8157 |
| Website | Bluff City High School IOTA Community Schools |
| School Leader | Katie Davis, sarah.davis@iotaschools.org |
| Model | College Preparatory |
| Operating Status | Open and operating |
| Year Opened | 2017 |
| Grades Served in 2024-25 | 9-12 |
| Enrollment in 2024-25 | 514 students |
| Approved Waivers | Under Exhibits in Charter Agreement |

Enrollment By Subgroup

| Subgroups | School Enrollment Percentage |
|--|------------------------------|
| Black/Hispanic/Native American | >95% |
| Economically Disadvantaged | 42% |
| Students with Disabilities | 14% |
| English Learners with Transitional 1 - 4 | 16% |

School Performance

| Indicators | Rating |
|----------------------------|------------------------|
| Academic Performance | Meets Standard |
| Financial Performance | Meets Standard |
| Organizational Performance | Does Not Meet Standard |

Cornerstone Prep Denver Campus School Overview



General Information

| Information Category | School Details |
|--------------------------|--|
| School Name | Cornerstone Prep Denver Campus |
| Governing Board | Capstone Education Group |
| Contracted Services | N/A |
| Address | 1940 Frayser Boulevard, Memphis, TN 38127 |
| Phone | (901) 416-3936 |
| Website | Cornerstone Prep - Denver Campus Capstone Education Group |
| School Leader | Devon Joyce, djoyce@cornerstoneprepmemphis.org ¹⁵ |
| Model | College Preparatory |
| Operating Status | Open and operating |
| Year Opened | 2015 |
| Grades Served in 2024-25 | K-5 |
| Enrollment in 2024-25 | 617 students |
| Approved Waivers | Under Exhibits in Charter Agreement |

Enrollment By Subgroup

| Subgroups | School Enrollment Percentage |
|--|------------------------------|
| Black/Hispanic/Native American | >95% |
| Economically Disadvantaged | 80% |
| Students with Disabilities | 16% |
| English Learners with Transitional 1 - 4 | <10 students |

School Performance

| Indicators | Rating |
|----------------------------|------------------|
| Academic Performance | Exceeds Standard |
| Financial Performance | Meets Standard |
| Organizational Performance | Meets Standard |

¹⁵Became the school leader in SY25-26.

Cornerstone Prep Knight Road Campus

School Overview



General Information

| Information Category | School Details |
|--------------------------|---|
| School Name | Cornerstone Prep Knight Road Campus |
| Governing Board | Capstone Education Group |
| Contracted Services | N/A |
| Address | 3237 Knight Road Memphis, TN 38118 |
| Phone | (901) 416-3640 |
| Website | Cornerstone Prep – Knight Rd Campus Capstone Education Group |
| School Leader | Deborah O'Neal, doneal@cornerstoneprepmemphis.org |
| Model | College Preparatory |
| Operating Status | Open and operating |
| Year Opened | 2022 |
| Grades Served in 2024-25 | K-2 (expanding to K-8) |
| Enrollment in 2024-25 | 85 students |
| Approved Waivers | Under Exhibits in Charter Agreement |

Enrollment By Subgroup

| Subgroups | School Enrollment Percentage |
|--|------------------------------|
| Black/Hispanic/Native American | >95% |
| Economically Disadvantaged | 49% |
| Students with Disabilities | 26% |
| English Learners with Transitional 1 – 4 | 29% |

School Performance

| Indicators | Rating |
|----------------------------|----------------|
| Academic Performance | Meets Standard |
| Financial Performance | Meets Standard |
| Organizational Performance | Meets Standard |

Cornerstone Prep Lester Campus School Overview

General Information



| Information Category | School Details |
|--------------------------|--|
| School Name | Cornerstone Prep Lester Campus |
| Governing Board | Capstone Education Group |
| Contracted Services | N/A |
| Address | 320 Carpenter Street Memphis, TN 38112 |
| Phone | (901) 416-3640 |
| Website | Cornerstone Prep - Lester Campus Capstone Education Group |
| School Leader | Deneia Brooks, dbrooks@cornerstoneprepmemphis.org ¹⁶ |
| Model | College Preparatory |
| Operating Status | Open and operating |
| Year Opened | 2012 |
| Grades Served in 2024-25 | K-5 |
| Enrollment in 2024-25 | 321 students |
| Approved Waivers | Under Exhibits in Charter Agreement |

Enrollment By Subgroup

| Subgroups | School Enrollment Percentage |
|--|------------------------------|
| Black/Hispanic/Native American | >95% |
| Economically Disadvantaged | 86% |
| Students with Disabilities | 20% |
| English Learners with Transitional 1 – 4 | 7% |

School Performance

| Indicators | Rating |
|----------------------------|----------------|
| Academic Performance | Meets Standard |
| Financial Performance | Meets Standard |
| Organizational Performance | Meets Standard |

¹⁶Became the school leader in SY25-26.

KIPP Antioch College Prep Elementary

School Overview

General Information



ANTIOCH COLLEGE PREP
ELEMENTARY SCHOOL

| Information Category | School Details |
|--------------------------|--|
| School Name | KIPP Antioch College Prep Elementary |
| Governing Board | KIPP Nashville |
| Contracted Services | N/A |
| Address | 3655 Murfreesboro Pike, Antioch, TN 37013 |
| Phone | (629) 208-7600 |
| Website | KIPP Antioch College Prep Elementary School KIPP Nashville |
| School Leader | Brittnee Kennedy, bkennedy@kippnashville.org |
| Model | College Preparatory (College, Career, and Beyond) |
| Operating Status | Open and operating |
| Year Opened | 2018 |
| Grades Served in 2024-25 | K-4 |
| Enrollment in 2024-25 | 604 students |
| Approved Waivers | Under Exhibits in Charter Agreement |

Enrollment By Subgroup

| Subgroups | School Enrollment Percentage |
|--|------------------------------|
| Black/Hispanic/Native American | 68% |
| Economically Disadvantaged | 24% |
| Students with Disabilities | 9% |
| English Learners with Transitional 1 – 4 | 39% |

School Performance

| Indicators | Rating |
|----------------------------|------------------|
| Academic Performance | Exceeds Standard |
| Financial Performance | Meets Standard |
| Organizational Performance | Meets Standard |

KIPP Antioch College Prep Middle School Overview

General Information



ANTIOCH COLLEGE PREP
MIDDLE SCHOOL

| Information Category | School Details |
|--------------------------|--|
| School Name | KIPP Antioch College Prep Middle |
| Governing Board | KIPP Nashville |
| Contracted Services | N/A |
| Address | 3661 Murfreesboro Pike, Antioch, TN 37013 |
| Phone | (629) 208-7525 |
| Website | KIPP Antioch College Prep KIPP Nashville |
| School Leader | Kasie Lawrence, klawrence@kippnashville.org |
| Model | College Preparatory (College, Career, and Beyond) |
| Operating Status | Open and operating |
| Year Opened | 2019 |
| Grades Served in 2024-25 | 5-8 |
| Enrollment in 2024-25 | 526 students |
| Approved Waivers | Under Exhibits in Charter Agreement |

Enrollment By Subgroup

| Subgroups | School Enrollment Percentage |
|--|------------------------------|
| Black/Hispanic/Native American | 67% |
| Economically Disadvantaged | 16% |
| Students with Disabilities | 8% |
| English Learners with Transitional 1 - 4 | 33% |

School Performance

| Indicators | Rating |
|----------------------------|------------------|
| Academic Performance | Exceeds Standard |
| Financial Performance | Meets Standard |
| Organizational Performance | Meets Standard |

KIPP Antioch Global High School

School Overview

General Information

ANTIOCH GLOBAL HIGH SCHOOL

| Information Category | School Details |
|--------------------------|---|
| School Name | KIPP Antioch Global High School |
| Governing Board | KIPP Nashville |
| Contracted Services | N/A |
| Address | 917 Bell Road, Antioch, TN 37013 |
| Phone | (615) 621-4342 |
| Website | KIPP Antioch Global High School - KIPP Nashville |
| School Leader | Marc Gauthier, mgauthier@kippnashville.org |
| Model | College Preparatory (College, Career, and Beyond) |
| Operating Status | Open and operating |
| Year Opened | 2023 |
| Grades Served in 2024-25 | 9-10 (expanding to 9-12) |
| Enrollment in 2024-25 | 257 students |
| Approved Waivers | Under Exhibits in Charter Agreement |

Enrollment By Subgroup

| Subgroups | School Enrollment Percentage |
|--|------------------------------|
| Black/Hispanic/Native American | 75% |
| Economically Disadvantaged | 16% |
| Students with Disabilities | 12% |
| English Learners with Transitional 1 - 4 | 40% |

School Performance

| Indicators | Rating |
|----------------------------|------------------|
| Academic Performance | Exceeds Standard |
| Financial Performance | Meets Standard |
| Organizational Performance | Meets Standard |

KIPP Antioch Global Middle School

School Overview



General Information

| Information Category | School Details |
|--------------------------|--|
| School Name | KIPP Antioch Global Middle School |
| Governing Board | KIPP Nashville |
| Contracted Services | N/A |
| Address | 917 Bell Road Antioch, TN 37013 |
| Phone | (615) 733-4224 |
| Website | KIPP Antioch Global Middle KIPP Nashville |
| School Leader | Merisa Marsh-Brown, mmarsh@kippnashville.org |
| Model | College Preparatory (College, Career, and Beyond) |
| Operating Status | Open and operating |
| Year Opened | 2024 |
| Grades Served in 2024-25 | 5-6 (expanding to 5-8) |
| Enrollment in 2024-25 | 113 students |
| Approved Waivers | Under Exhibits in Charter Agreement |

Enrollment By Subgroup

| Subgroups | School Enrollment Percentage |
|--|------------------------------|
| Black/Hispanic/Native American | 88% |
| Economically Disadvantaged | 27% |
| Students with Disabilities | 15% |
| English Learners with Transitional 1 – 4 | 39% |

School Performance

| Indicators | Rating |
|----------------------------|------------------|
| Academic Performance | Exceeds Standard |
| Financial Performance | Meets Standard |
| Organizational Performance | Meets Standard |

LEAD Neely's Bend School Overview



General Information

| Information Category | School Details |
|--------------------------|---|
| School Name | LEAD Neely's Bend |
| Governing Board | LEAD Public Schools |
| Contracted Services | N/A |
| Address | 1251 Neely's Bend Rd. Madison, TN 37115 |
| Phone | (615) 465-6461 |
| Website | LEAD Neely's Bend - LEAD Public Schools |
| School Leader | Kathryn Rice, kathryn.mckinzie@leadpublicschools.org ¹⁷ |
| Model | College Preparatory |
| Operating Status | Open and operating |
| Year Opened | 2015 |
| Grades Served in 2024-25 | 5-8 |
| Enrollment in 2024-25 | 291 students |
| Approved Waivers | Under Exhibits in Charter Agreement |

Enrollment By Subgroup

| Subgroups | School Enrollment Percentage |
|--|------------------------------|
| Black/Hispanic/Native American | 90% |
| Economically Disadvantaged | 41% |
| Students with Disabilities | 17% |
| English Learners with Transitional 1 - 4 | 30% |

School Performance

| Indicators | Rating |
|----------------------------|----------------|
| Academic Performance | Meets Standard |
| Financial Performance | Meets Standard |
| Organizational Performance | Meets Standard |

¹⁷Became the school leader in SY25-26.

Lester Prep

School Overview



General Information

| Information Category | School Details |
|--------------------------|--|
| School Name | Lester Prep |
| Governing Board | Capstone Education Group |
| Contracted Services | N/A |
| Address | 320 Carpenter Street, Memphis, TN 38112 |
| Phone | (901) 416-3640 |
| Website | Lester Prep Capstone Education Group |
| School Leader | Givinia Causey, gcausey@lesterprepmemphis.org |
| Model | College Preparatory |
| Operating Status | Open and operating |
| Year Opened | 2014 |
| Grades Served in 2024-25 | 6-8 |
| Enrollment in 2024-25 | 204 students |
| Approved Waivers | Under Exhibits in Charter Agreement |

Enrollment By Subgroup

| Subgroups | School Enrollment Percentage |
|--|------------------------------|
| Black/Hispanic/Native American | >95% |
| Economically Disadvantaged | 78% |
| Students with Disabilities | 24% |
| English Learners with Transitional 1 - 4 | <10 students |

School Performance

| Indicators | Rating |
|----------------------------|------------------------|
| Academic Performance | Does Not Meet Standard |
| Financial Performance | Meets Standard |
| Organizational Performance | Meets Standard |

Libertas School of Memphis

School Overview



Libertas
SCHOOL OF MEMPHIS

General Information

| Information Category | School Details |
|--------------------------|---|
| School Name | Libertas School of Memphis |
| Governing Board | Libertas School of Memphis |
| Contracted Services | N/A |
| Address | 3777 Edenburg Drive, Memphis, TN 38127 |
| Phone | (901) 609-3611 |
| Website | Welcome to Libertas |
| School Leader | Bob Nardo, bob.nardo@libertasmemphis.org |
| Model | Montessori |
| Operating Status | Open and operating |
| Year Opened | 2015 |
| Grades Served in 2024-25 | K-6 (expanding to K-8) |
| Enrollment in 2024-25 | 483 students |
| Approved Waivers | Under Exhibits in Charter Agreement |

Enrollment By Subgroup

| Subgroups | School Enrollment Percentage |
|--|------------------------------|
| Black/Hispanic/Native American | 85% |
| Economically Disadvantaged | 41% |
| Students with Disabilities | 24% |
| English Learners with Transitional 1 – 4 | <10 students |

School Performance

| Indicators | Rating |
|----------------------------|------------------|
| Academic Performance | Exceeds Standard |
| Financial Performance | Meets Standard |
| Organizational Performance | Meets Standard |

Nashville Collegiate Prep

School Overview

General Information



NASHVILLE
COLLEGIATE PREP

| Information Category | School Details |
|--------------------------|---|
| School Name | Nashville Collegiate Prep |
| Governing Board | ReThink Forward, Inc. |
| Contracted Services | N/A |
| Address | 1638 Bell Road Nashville, TN 37211 |
| Phone | (615) 747-6059 |
| Website | Nashville Collegiate Prep |
| School Leader | Teresa Brown, NCPPPrincipal@NashvilleCollegiate.org |
| Model | Learning Community Model |
| Operating Status | Open and operating |
| Year Opened | 2021 |
| Grades Served in 2024-25 | K-8 (expanding to K-12) |
| Enrollment in 2024-25 | 837 students |
| Approved Waivers | Under Exhibits in Charter Agreement |

Enrollment By Subgroup

| Subgroups | School Enrollment Percentage |
|--|------------------------------|
| Black/Hispanic/Native American | 74% |
| Economically Disadvantaged | 20% |
| Students with Disabilities | 11% |
| English Learners with Transitional 1 – 4 | 40% |

School Performance

| Indicators | Rating |
|----------------------------|--------------------------|
| Academic Performance | Does Not Meet Standard |
| Financial Performance | Falls Far Below Standard |
| Organizational Performance | Meets Standard |

Promise Academy School Overview

General Information

| Information Category | School Details |
|--------------------------|---|
| School Name | Promise Academy ¹⁸ |
| Governing Board | Promise Academy |
| Contracted Services | N/A |
| Address | 3796 Frayser Raleigh Rd. Memphis, TN 38128 |
| Phone | (901) 324-4456 |
| Website | Springhill Campus Promise Academy |
| School Leader | Dr. Patrick Washington, pwashington@promiseacademy.com ¹⁹ |
| Model | Personalized Learning |
| Operating Status | Open and operating |
| Year Opened | 2014 |
| Grades Served in 2024-25 | K-5 |
| Enrollment in 2024-25 | 383 students |
| Approved Waivers | Under Exhibits in Charter Agreement |

Enrollment By Subgroup

| Subgroups | School Enrollment Percentage |
|--|------------------------------|
| Black/Hispanic/Native American | >95% |
| Economically Disadvantaged | 48% |
| Students with Disabilities | 12% |
| English Learners with Transitional 1 - 4 | <10 students |

School Performance

| Indicators | Rating |
|----------------------------|----------------|
| Academic Performance | Meets Standard |
| Financial Performance | Meets Standard |
| Organizational Performance | Meets Standard |

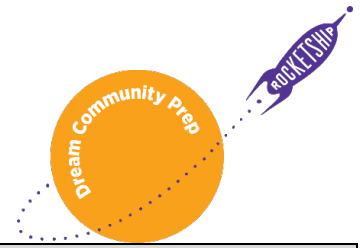
¹⁸ Consolidated from two schools in SY25-26. SY24-25 data is from Promise Academy Spring Hill.

¹⁹Interim school leader

Rocketship Dream Community Prep

School Overview

General Information



| Information Category | School Details |
|--------------------------|--|
| School Name | Rocketship Dream Community Prep |
| Governing Board | Rocketship Education Tennessee |
| Contracted Services | N/A |
| Address | 5450 Mt View Rd, Antioch, TN 37013 |
| Phone | (615) 637-2210 |
| Website | Dream Community Prep |
| School Leader | Antigua Joseph-Woods, ajosephwoods@rsed.org ²⁰ |
| Model | Personalized Instruction/Blended Learning |
| Operating Status | Open and operating |
| Year Opened | 2022 |
| Grades Served in 2024-25 | K-4 (expanding to K-5) |
| Enrollment in 2024-25 | 447 students |
| Approved Waivers | Under Exhibits in Charter Agreement |

Enrollment By Subgroup

| Subgroups | School Enrollment Percentage |
|--|------------------------------|
| Black/Hispanic/Native American | 92% |
| Economically Disadvantaged | 42% |
| Students with Disabilities | 12% |
| English Learners with Transitional 1 - 4 | 49% |

School Performance

| Indicators | Rating |
|----------------------------|------------------|
| Academic Performance | Exceeds Standard |
| Financial Performance | Meets Standard |
| Organizational Performance | Meets Standard |

²⁰Became the school leader in SY25-26.

Rocketship Nashville Northeast Elementary School Overview

ROCKETSHIP

NASHVILLE NE ELEMENTARY

General Information

| Information Category | School Details |
|--------------------------|--|
| School Name | Rocketship Nashville Northeast Elementary |
| Governing Board | Rocketship Education Tennessee |
| Contracted Services | N/A |
| Address | 2526 Dickerson Pike Nashville, TN 37207 |
| Phone | (615) 489-4243 |
| Website | Nashville Northeast Elementary |
| School Leader | Sarah Strode, sstrode@rsed.org ²¹ |
| Model | Personalized Instruction/Blended Learning |
| Operating Status | Open and operating |
| Year Opened | 2014 |
| Grades Served in 2024-25 | K-5 |
| Enrollment in 2024-25 | 462 students |
| Approved Waivers | Under Exhibits in Charter Agreement |

Enrollment By Subgroup

| Subgroups | School Enrollment Percentage |
|--|------------------------------|
| Black/Hispanic/Native American | >95% |
| Economically Disadvantaged | 65% |
| Students with Disabilities | 13% |
| English Learners with Transitional 1 – 4 | 27% |

School Performance

| Indicators | Rating |
|----------------------------|------------------------|
| Academic Performance | Does Not Meet Standard |
| Financial Performance | Meets Standard |
| Organizational Performance | Meets Standard |

²¹Interim school leader

Rutherford Collegiate Prep School Overview



General Information

| Information Category | School Details |
|--------------------------|---|
| School Name | Rutherford Collegiate Prep |
| Governing Board | ReThink Forward, Inc. |
| Contracted Services | N/A |
| Address | 4420 Manson Pike Murfreesboro, TN 37128 |
| Phone | (615) 600-4713 |
| Website | Rutherford Collegiate Prep |
| School Leader | Dr. Angie Carter, principal@rutherfordcollegiate.org |
| Model | Learning Community Model |
| Operating Status | Open and operating |
| Year Opened | 2024 |
| Grades Served in 2024-25 | K-6 (expanding to K-8) |
| Enrollment in 2024-25 | 435 students |
| Approved Waivers | Under Exhibits in Charter Agreement |

Enrollment By Subgroup

| Subgroups | School Enrollment Percentage |
|--|------------------------------|
| Black/Hispanic/Native American | 58% |
| Economically Disadvantaged | 12% |
| Students with Disabilities | 13% |
| English Learners with Transitional 1 – 4 | 13% |

School Performance

| Indicators | Rating |
|----------------------------|--------------------------|
| Academic Performance | Falls Far Below Standard |
| Financial Performance | Falls Far Below Standard |
| Organizational Performance | Meets Standard |

Tennessee Nature Academy

School Overview



General Information

| Information Category | School Details |
|--------------------------|--|
| School Name | Tennessee Nature Academy |
| Governing Board | Tennessee Nature Academy |
| Contracted Services | N/A |
| Address | 7533 Lords Chapel Dr. Nashville, TN 37211 |
| Phone | (629) 259-2429 |
| Website | Tennessee Nature Academy : Home |
| School Leader | Jay Renfro, rrenfro@tennesseenuatureacademy.org |
| Model | Nature-Based School Model |
| Operating Status | Open and operating |
| Year Opened | 2023 |
| Grades Served in 2024-25 | 5-7 (expanding 5-12) |
| Enrollment in 2024-25 | 195 students |
| Approved Waivers | Under Exhibits in Charter Agreement |

Enrollment By Subgroup

| Subgroups | School Enrollment Percentage |
|--|------------------------------|
| Black/Hispanic/Native American | 50% |
| Economically Disadvantaged | 9% |
| Students with Disabilities | 17% |
| English Learners with Transitional 1 – 4 | 22% |

School Performance

| Indicators | Rating |
|----------------------------|------------------------|
| Academic Performance | Does Not Meet Standard |
| Financial Performance | Meets Standard |
| Organizational Performance | Meets Standard |

Appendix B. Commission Approved Schools

Opened in 2025-26 School Year

The following schools were approved by the Commission and began operation under the Commission during the 2025-26 school year. These schools' performance and data will be incorporated in future annual reports.

| School | Geographic District |
|---|---|
| Empower Memphis Career and College Prep | Memphis-Shelby County Schools |
| Encompass Community School | Metro Nashville Public Schools |
| Invictus Nashville Charter School | Metro Nashville Public Schools |
| KIPP Antioch Global Elementary School | Metro Nashville Public Schools |
| LEAD Southeast Elementary | Metro Nashville Public Schools |
| Nurses Middle College Nashville | Metro Nashville Public Schools |
| Wooddale Middle School | Memphis-Shelby County Schools (Formerly ASD) |

Currently in Pre-Opening Process

As of December 2025, the following schools were approved by the Commission but are not yet in operation. These schools are undergoing the pre-opening process in the 2025-26 school year, and their performance will be included in future annual reports.

| School | Projected Opening | Geographic District |
|-----------------------|-------------------|--------------------------------|
| Jackson Museum School | 2026 | Jackson-Madison County Schools |
| Rocketship TN 4 | 2026 | Rutherford County Schools |
| The Rock Academy | 2026 | Metro Nashville Public Schools |

Appendix C. List of Acronyms

School Performance Framework Terms

| Term | Acronym |
|---|---------|
| Black, Hispanic, and Native American Students | BHN |
| Economically Disadvantaged Students | ED |
| English Learners | EL |
| Students with Disabilities | SWD |
| Tennessee Value-Added Assessment System | TVAAS |

Western Grand Division School Names

| School Name | Acronym |
|-------------------------------------|---------|
| Bluff City High School | BCHS |
| Cornerstone Prep Denver Campus | CPD |
| Cornerstone Prep Knight Road Campus | CPK |
| Cornerstone Prep Lester Campus | CPL |
| Lester Prep | LP |
| Libertas School of Memphis | LSM |
| Promise Academy | PA |

Middle Grand Division School Names

| School Name | Acronym |
|---|---------|
| KIPP Antioch College Prep Elementary | KACPE |
| KIPP Antioch College Prep Middle | KACPM |
| KIPP Antioch Global High School | KAGHS |
| KIPP Antioch Global Middle School | KAGMS |
| LEAD Neely's Bend | LNB |
| Nashville Collegiate Prep | NCP |
| Rocketship Dream Community Prep | RDCP |
| Rocketship Nashville Northeast Elementary | RNNE |
| Rutherford Collegiate Prep | RCP |
| Tennessee Nature Academy | TNA |