



# TENNESSEE

PUBLIC CHARTER SCHOOL COMMISSION

**ANNUAL AUTHORIZER  
REPORT: 2024-25**

**JANUARY 22, 2026**

# ANNUAL AUTHORIZER REPORT

- In accordance with T.C.A. § 49-13-120, each authorizer shall produce an annual report by January 1 of each year of the prior school year's performance.
- The annual report summarizes the results of each school's academic, financial, and organizational performance based on the School Performance Framework.
- The report provides information about the Commission as an authorizer and the schools within our portfolio.
- The report is published on the Commission's [website](#).



# SY24-25 COMMISSION SCHOOLS

- During SY24-25, there were 17 schools open and operating under the Commission, serving over 6,700 students.

Western Grand Division	Year Opened	Enrollment SY24-25	Grades SY24-25
<b>Resident District: Memphis-Shelby County Schools</b>			
Bluff City High School	2017	514	9-12
Cornerstone Prep Denver Campus	2015	617	K-5
Cornerstone Prep Lester Campus	2012	321	K-5
Cornerstone Prep Knight Road Campus	2022	85	K-2
Lester Prep	2014	204	6-8
Libertas School of Memphis	2015	483	K-6
Promise Academy Spring Hill	2013	383	K-5
<b>TOTAL: Western Grand Division Commission Schools</b>		<b>2607</b>	



# SY24-25 COMMISSION SCHOOLS

Middle Grand Division	Year Opened	Enrollment SY24-25	Grades SY24-25
<b>Resident District: Metro Nashville Public Schools</b>			
KIPP Antioch College Prep Elementary	2018	604	K-4
KIPP Antioch College Prep Middle	2019	526	5-8
KIPP Antioch Global High School	2023	257	9-10
KIPP Antioch Global Middle School	2024	113	5-6
LEAD Neely's Bend	2015	291	5-8
Nashville Collegiate Prep	2021	837	K-8
Rocketship Dream Community Prep	2022	447	K-4
Rocketship Nashville Northeast	2014	462	K-5
Tennessee Nature Academy	2023	195	5-7
<b>Resident District: Rutherford County Schools</b>			
Rutherford Collegiate Prep	2024	435	K-6
<b>TOTAL: Middle Grand Division Commission Schools</b>		<b>4167</b>	



# **SCHOOL PERFORMANCE FRAMEWORK RESULTS**



# SY24-25 OVERALL SPF PERFORMANCE

School	Academic Section	Financial Section	Organizational Section
Bluff City High School	Meets Standard	Pending	Does Not Meet Standard
Cornerstone Prep Denver Campus	Exceeds Standard	Pending	Meets Standard
Cornerstone Prep Knight Road Campus	Meets Standard	Pending	Meets Standard
Cornerstone Prep Lester Campus	Meets Standard	Pending	Meets Standard
Lester Prep	Does Not Meet Standard	Pending	Meets Standard
Libertas School of Memphis	Exceeds Standard	Pending	Meets Standard
Promise Academy Spring Hill	Meets Standard	Pending	Meets Standard
KIPP Antioch College Prep Elementary	Exceeds Standard	Pending	Meets Standard
KIPP Antioch College Prep Middle	Exceeds Standard	Pending	Meets Standard
KIPP Antioch Global Middle School	Exceeds Standard	Pending	Meets Standard
KIPP Antioch Global High School	Exceeds Standard	Pending	Meets Standard
LEAD Neely's Bend	Meets Standard	Pending	Meets Standard
Nashville Collegiate Prep	Does Not Meet Standard	Pending	Meets Standard
Rocketship Dream Community Prep	Exceeds Standard	Pending	Meets Standard
Rocketship Nashville Northeast Elementary	Does Not Meet Standard	Pending	Meets Standard
Rutherford Collegiate Prep	Falls Far Below	Pending	Meets Standard
Tennessee Nature Academy	Does Not Meet Standard	Pending	Meets Standard



# ACADEMIC PERFORMANCE

- Student Outcomes (25 - 35%)
- Mission-specific Goal (10%)
- Comparative Performance (40%)
- TVAAS (15 - 25%)



# STUDENT OUTCOMES: LETTER GRADE

- 31% of Commission schools earned an A.

## Exceeds Standard: Letter Grade A

- KIPP Antioch College Prep Elementary (Reward)
- KIPP Antioch College Prep Middle (Reward)
- KIPP Antioch Global Middle School
- KIPP Antioch Global High School
- Rocketship Dream Community Prep (Reward)

## Meets Standard: Letter Grade B

- Cornerstone Prep Denver Campus
- Cornerstone Prep Lester Campus (Reward)
- LEAD Neely's Bend
- Libertas School of Memphis (Reward)

## Does Not Meet Standard: Letter Grade C

- Bluff City High School
- Nashville Collegiate Prep
- Promise Academy Spring Hill

## Falls Far Below: Letter Grade D or F

- Lester Prep (D)
- Rocketship Nashville Northeast Elementary (D)
- Rutherford Collegiate Prep (D)
- Tennessee Nature Academy (D)



# MISSION-SPECIFIC GOAL

- 82% of schools met or exceeded their goal.

<b>Exceeds Standard</b>	<ul style="list-style-type: none"><li>Bluff City High School</li><li>Cornerstone Prep Denver Campus</li><li>Cornerstone Prep Lester Campus</li><li>Cornerstone Prep Knight Road Campus</li><li>KIPP Antioch College Prep Elementary</li><li>KIPP Antioch College Prep Middle</li><li>KIPP Antioch Global High School</li><li>Libertas School of Memphis</li><li>Tennessee Nature Academy</li></ul>
<b>Meets Standard</b>	<ul style="list-style-type: none"><li>KIPP Antioch Global Middle School</li><li>LEAD Neely's Bend</li><li>Lester Prep</li><li>Promise Academy Spring Hill</li><li>Rocketship Dream Community Prep</li></ul>
<b>Does Not Meet Standard</b>	<ul style="list-style-type: none"><li>Nashville Collegiate Prep</li><li>Rocketship Nashville Northeast Elementary</li><li>Rutherford Collegiate Prep</li></ul>



# COMPARATIVE PERFORMANCE

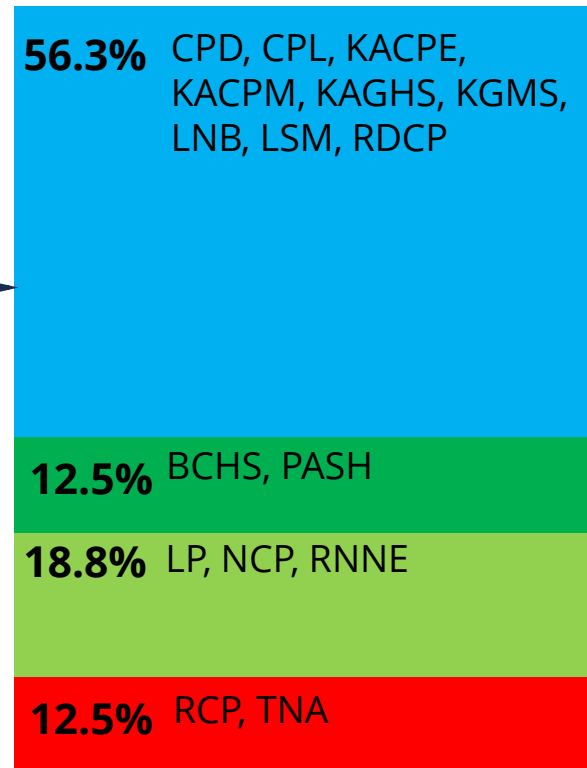
- 69% of schools met or exceeded standard on comparative performance.
  - 80% of Middle Grand Division schools
  - 50% of Western Grand Division schools
- Overall and subgroup comparisons are mixed by subject area and region.



# TVAAS: STUDENT GROWTH

- Over half of the portfolio earned a Level 5.

87.5% of Commission charter schools meet or exceeded growth expectations (TVAAS Level 3 or higher)



■ Level 5 ■ Level 4 ■ Level 3 ■ Level 2 ■ Level 1



# ORGANIZATIONAL PERFORMANCE

- 16 of 17 schools met standard overall on the organizational section.
- Indicator Trends:
  - Most indicators are met by most schools.
  - Student Retention: 70% threshold
    - Western Grand Division: 3 schools did not meet (LP, PASH, BCHS)
    - Middle Grand Division: 4 schools did not meet (LNB, NCP, RCP, RNNE)
  - Attendance: Chronic absenteeism rate goals
    - Western Grand Division: 4 schools did not meet (CPD, CPL, BCHS, PASH)
    - Middle Grand Division: 1 school did not meet (NCP)
  - Teacher Retention
    - Schools with less than 50% (RCP, NCP, PASH)



# FINANCIAL PERFORMANCE

- SY24-25 performance is pending as audits are being submitted. Staff will update Commissioners once received.



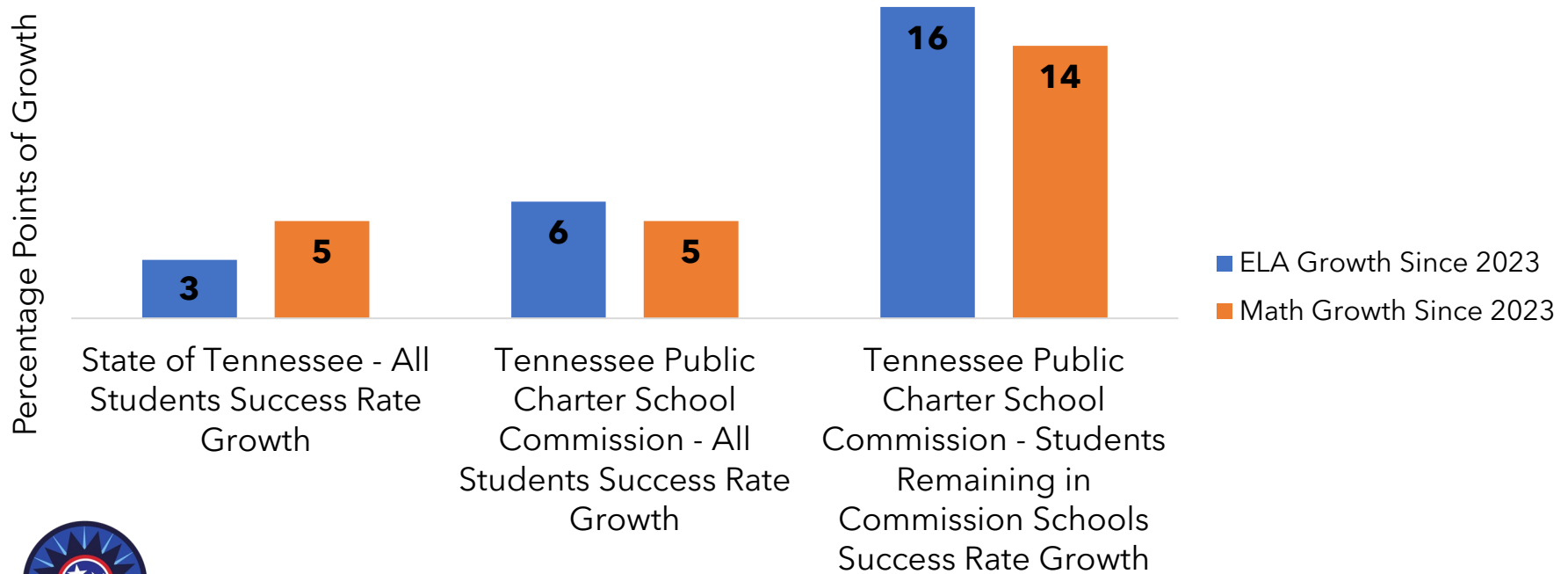
# SUMMARY OF PERFORMANCE

- 12 of 17 schools met or exceeded standard on the academic section of the framework.
- 16 of 17 schools met standard on the organizational section of the framework.
  
- Overall, Commission schools are organizationally sound, and the majority have demonstrated academic successes.

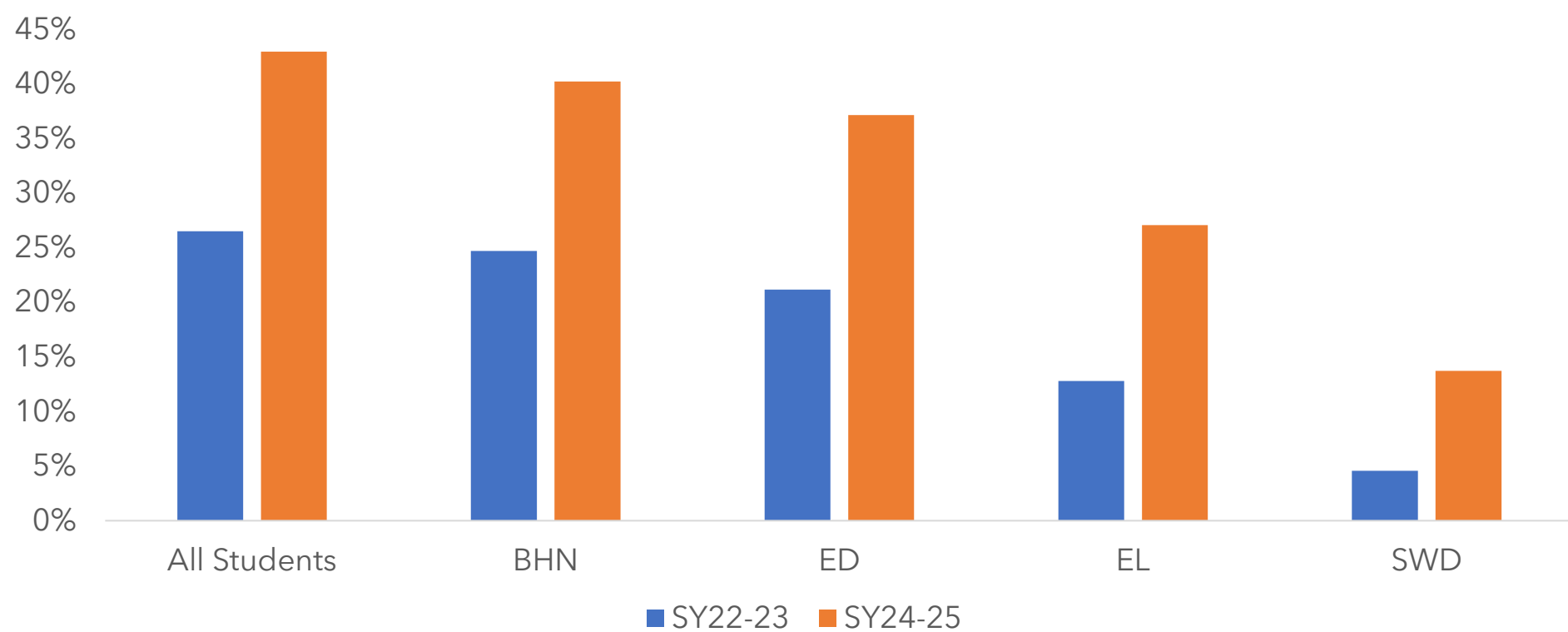


# COMMISSION-WIDE HIGHLIGHTS

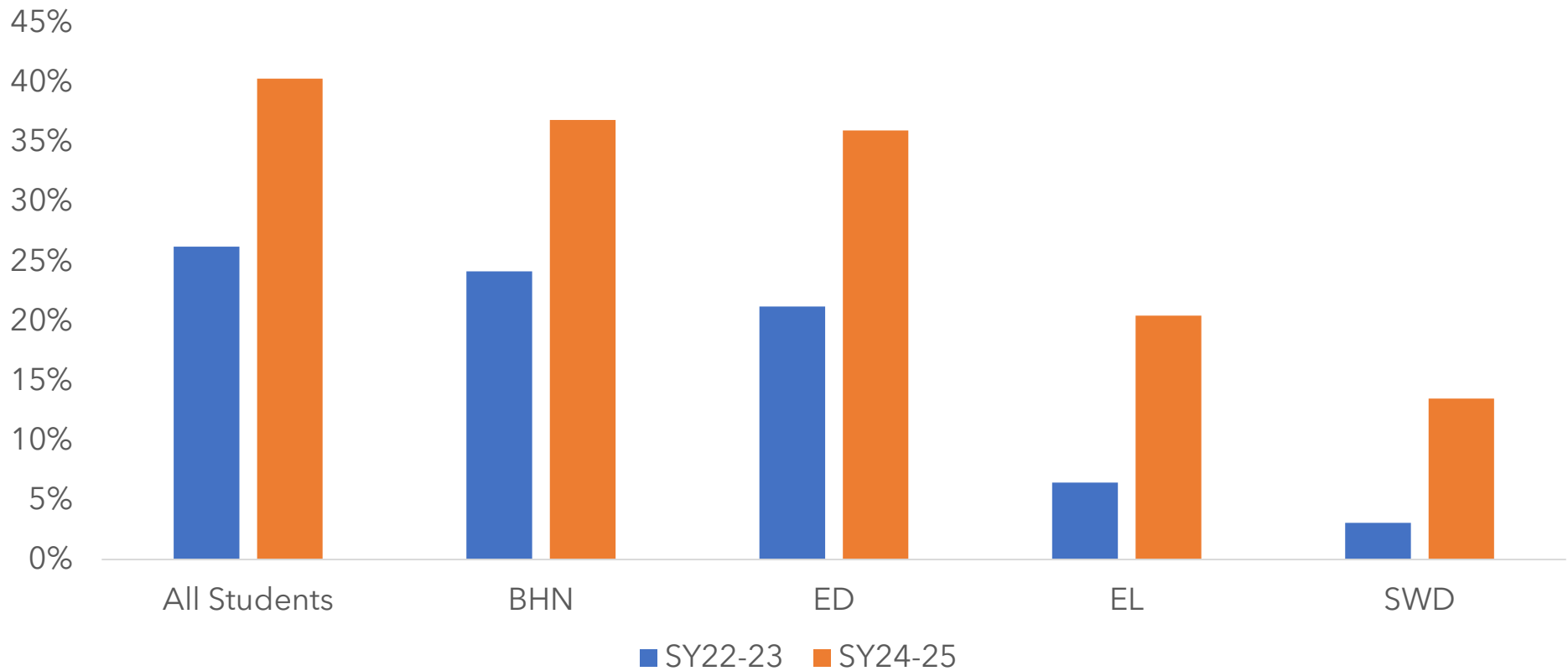
- Exemplary District: Ranking the top 10% of districts statewide.
- Fourth year in a row earning TVAAS Level 5 for the district composite.
- Continued to demonstrate success rate growth.



# 3 YEARS OF CONSECUTIVE ENROLLMENT IN COMMISSION SCHOOLS → INCREASES IN ELA SUCCESS RATES



# 3 YEARS OF CONSECUTIVE ENROLLMENT IN COMMISSION SCHOOLS → INCREASES IN MATH SUCCESS RATES



# NEXT STEPS

- Commission staff is continuing to work with schools to support continued growth and address any shortcomings.
- The results of our schools' 2024-25 performance is being presented and discussed during meetings with each school's governing board.
- A final draft of the annual report will be published upon receipt of all final audits.





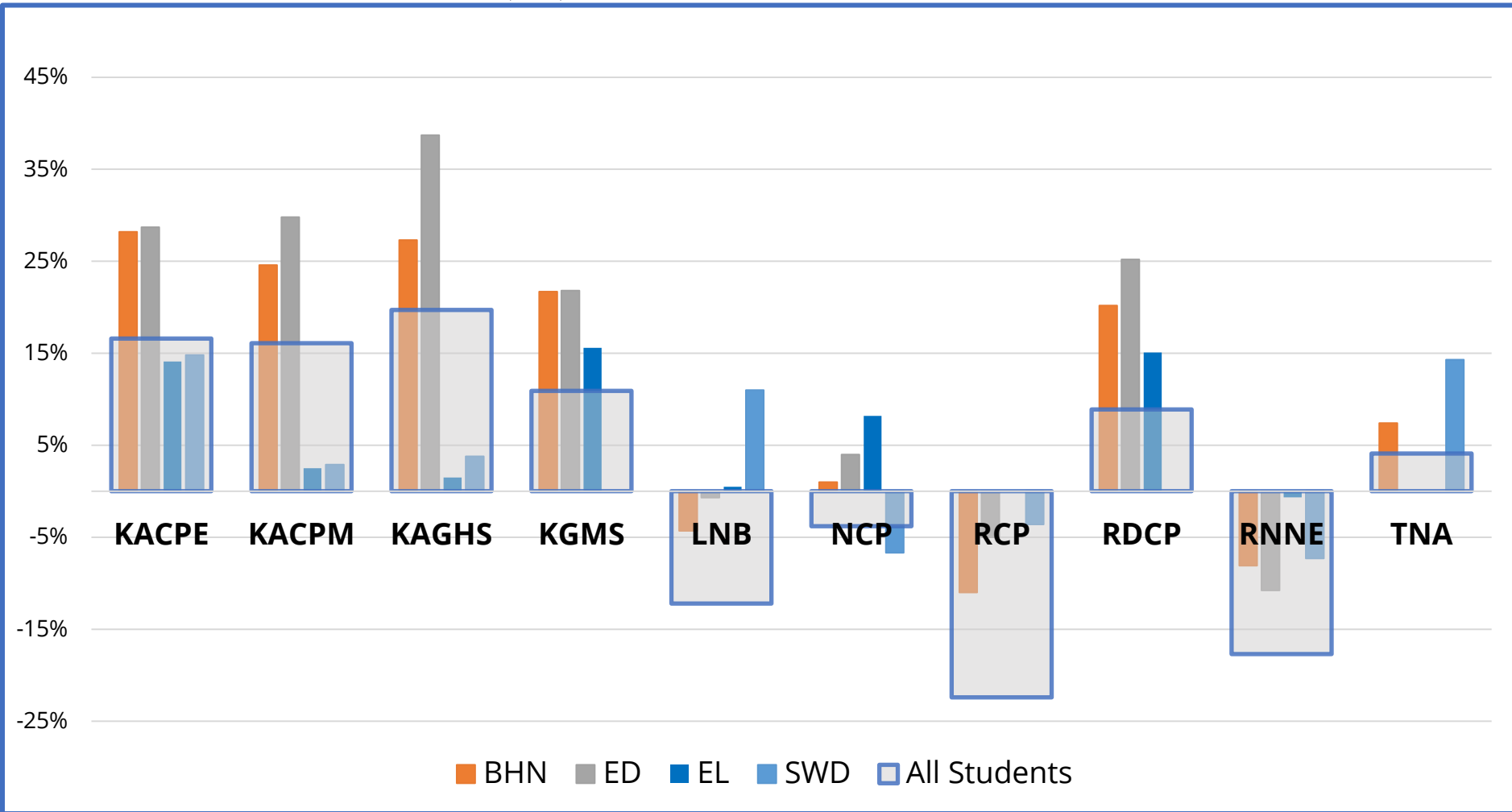
**TENNESSEE**

PUBLIC CHARTER SCHOOL COMMISSION

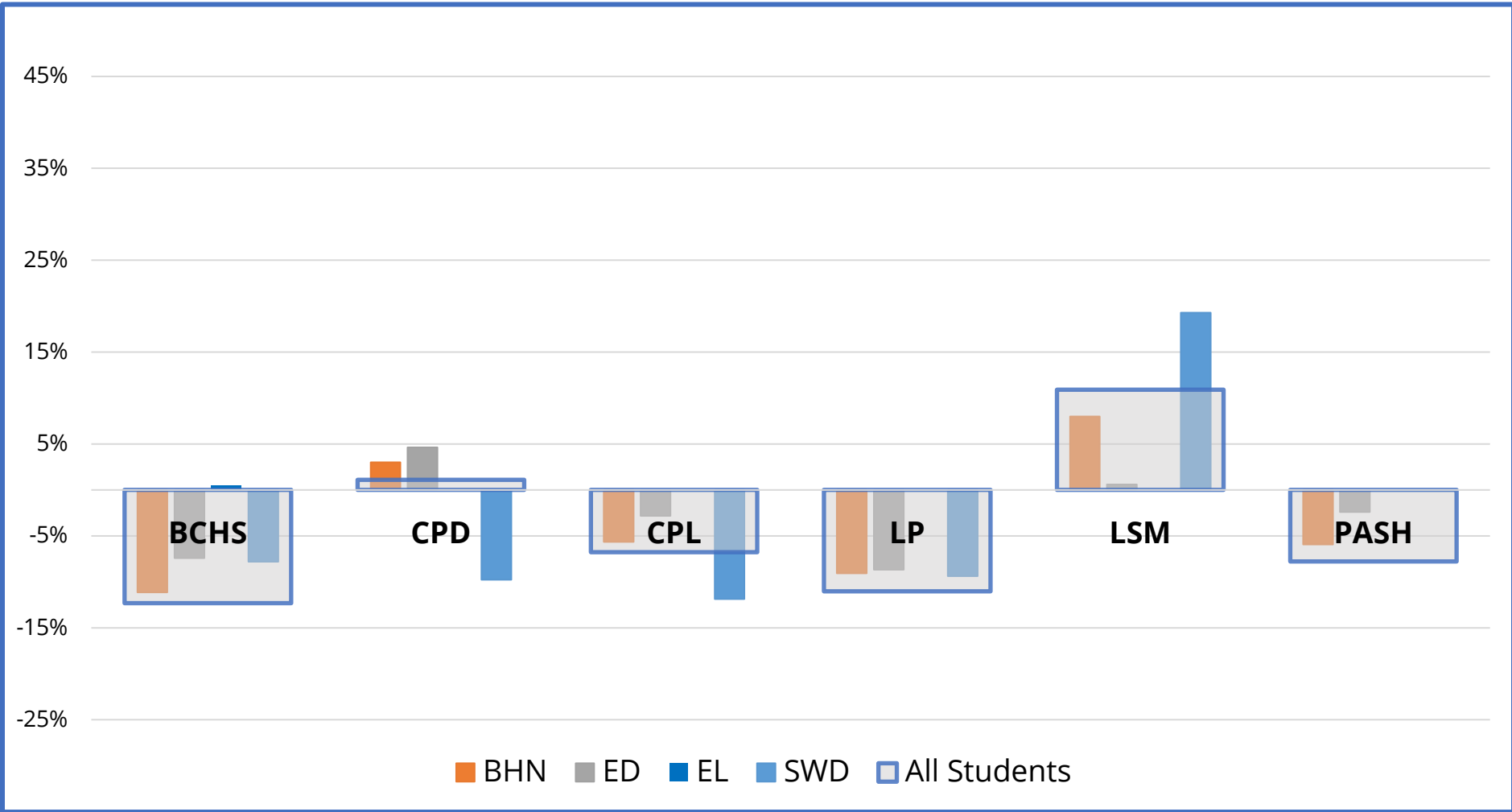
# APPENDIX



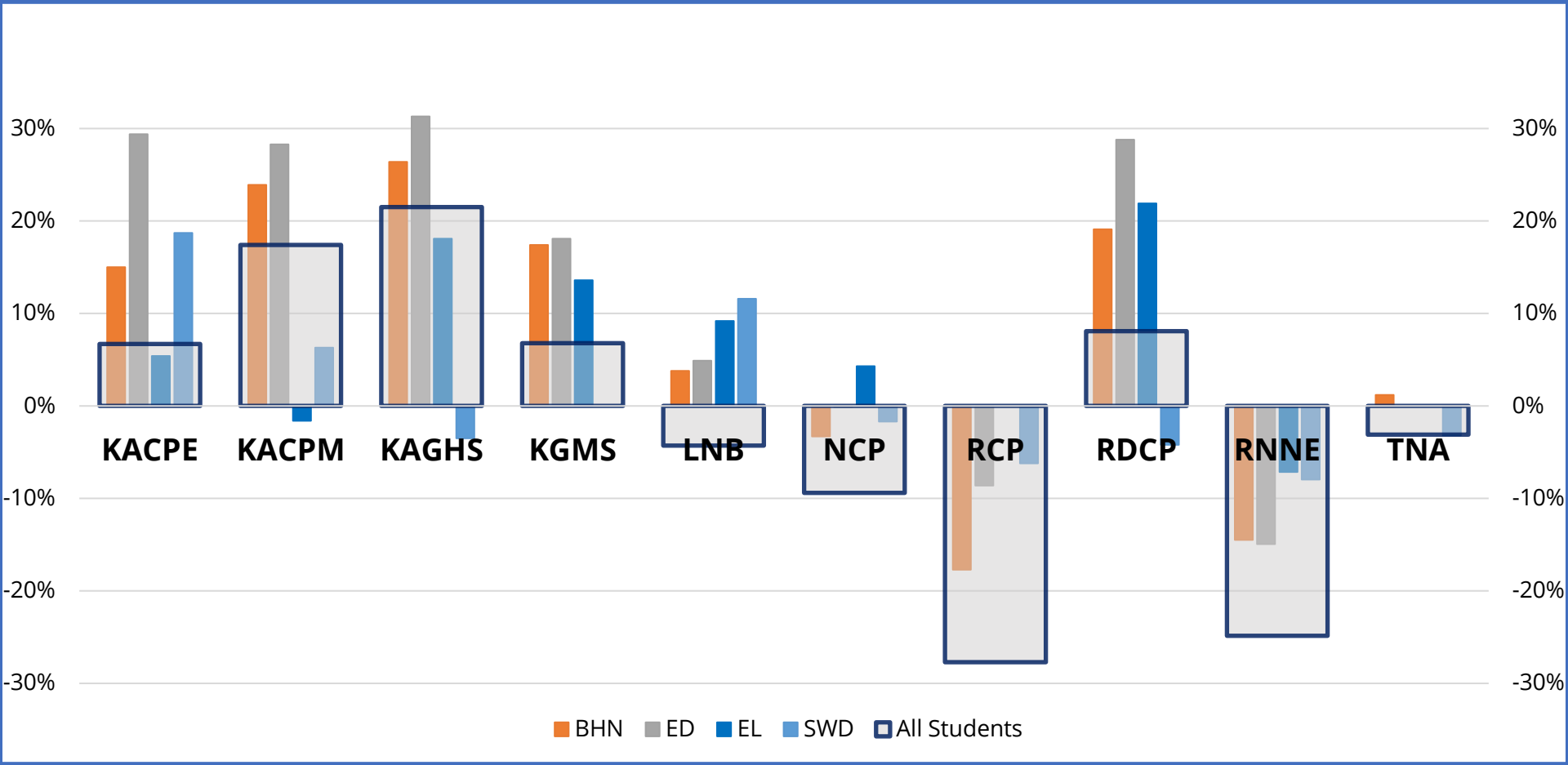
# COMPARATIVE PERFORMANCE: ELA MIDDLE GRAND DIVISION



# COMPARATIVE PERFORMANCE: ELA WESTERN GRAND DIVISION



# COMPARATIVE PERFORMANCE: MATH MIDDLE GRAND DIVISION



# COMPARATIVE PERFORMANCE: MATH WESTERN GRAND DIVISION

