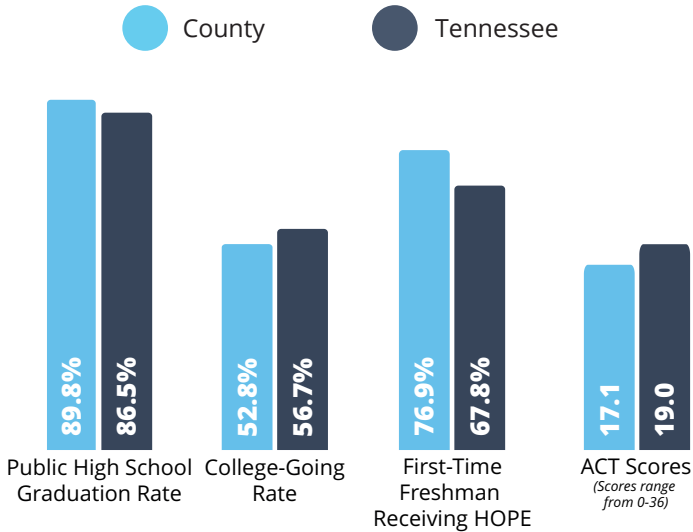


2025 Higher Education County Profile

Van Buren County

Community Education Snapshot



Note: 2023 Federal Public High School Graduation Rate and 2023 Average ACT Scores provided by TDOE. 2023 College-Going Rate and HOPE Recipient Rate for Fall 2023 provided by THEC.

Education Attainment Rate (age 25-64)	County	TN
Adults with HS+	82.6%	90.5%
Adults with Some College, No Degree	14.5%	20.5%
Adults with Associate or higher	18.5%	39.6%
Adults with Bachelor's or higher	9.5%	31.3%

Socioeconomic Profile	County	TN
Labor Force Participation Rate	42.2%	59.3%
Share of Population in Poverty	17.0%	14.0%
Unemployment Rate	2.0%	3.1%
Population Ages 25-64	3,106	3,603,399
Rate of Population Growth (2022-2024)	1.8%	1.8%
Population Projections (2024-2034)	6.1%	7.2%
Median Household Income	\$44,730	\$64,035

Top Colleges Selected by 2023 High School Graduates

1. Tennessee Technological University - <10
2. Motlow State Community College - <10
3. TCAT Upper Cumberland - <10
4. University of Tennessee, Chattanooga; University of Tennessee, Knoxville - <10
5. TCAT McMinnville - <10



Top 5 In-Demand Occupations by Projected Annual Openings and Local Workforce Development Area (LWDA)

Occupation	Entry-Level Hourly Wage
1. General and Operations Managers	\$23.21
2. Office Clerks, General	\$10.86
3. Bookkeeping, Accounting, and Auditing Clerks	\$12.87
4. Secretaries and Administrative Assistants, Except Legal, Medical, and Executive	\$12.14
5. Laborers and Freight, Stock, and Material Movers, Hand	\$12.07

Note: 2024 Top Occupations are identified annually in the THEC Supply and Demand Report, using data provided by TN Department of Labor and Workforce Development and TN Department of Economic and Community Development. This list represents top five occupations ordered by the highest number of projected annual openings from 2020-2030. Entry-level wage data is presented with each occupation. Additional in-demand occupations in the LWDA can be found on THEC's website. For more information on these careers, see O*NET Code Connector.

87.9% completed the FAFSA in 2023-24 as compared to **73.9%** overall in Tennessee.
Note: Overall 2023-24 FAFSA completion rate.

52.8% of the class of 2023 enrolled in college immediately following high school, compared to **53.4%** of the class of 2019.

3 additional students must enroll in college to increase the college-going rate by **5 percentage points**.

1 designated VETS Campus(es) serve the county: Motlow State Community College

1 financial aid outreach hours spent in 2023-24 with **1** attendees. An additional 59.5 hours were invested statewide serving an additional 1,458 Tennesseans.

<p>Outreach Specialist</p> <p>Dustin Rawls Dustin.Rawls@tn.gov</p>	<p>Tennessee Reconnect Navigator</p> <p>Emily Hill Emily.Hill@tn.gov</p>
---	---

Tennessee Student Assistance Award



91

TSAA-Eligible FAFSAs Filed



50

Awards



\$87,669

Awarded

The TSAA is a state-funded grant program. This scholarship provides non-repayable need-based financial assistance to undergraduate students who are residents of Tennessee. TSAA Awardees must be enrolled or accepted for enrollment, at least part-time, at a public or an eligible non-public postsecondary institution in Tennessee and have an Estimated Family Contribution below the eligibility threshold.

Total awarded during 2023-24 academic year.

Tennessee Education Lottery Scholarship Recipients

Scholarship	Recipients
HOPE Scholarship	31
HOPE with GAMS	<10
HOPE with Aspire	<10
Dual Enrollment Grant	47
HOPE Foster Care Grant	-
Non-Traditional Student Scholarship	<10
Wilder-Naifeh Technical Skills Grant	18
Total Amount Awarded	\$312,499

Additional TELS Programs, including TN Promise and TN Reconnect, are not listed here but are included in the total amount awarded. For details on the full suite of TELS Programs, please see THEC/TSAC's website.



54

public high school seniors applied for Tennessee Promise in the 2022-23 school year. **20.4%** of those applicants enrolled as part of the Tennessee Promise program in the 2023-24 school year.



11

grant applications for Tennessee Reconnect were received for the 2023-24 school year. A total of **<10** Reconnectors were served by Tennessee Reconnect Communities.



0

of **1** schools participated in the Electronic Transcript Exchange, which allows schools to submit transcript data to colleges for admissions and to TSAC for scholarship purposes.



1

schools participated in Path to College, which provides resources and information to students, building a college-going culture in their schools.

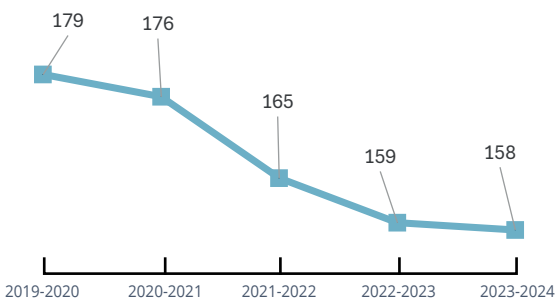


COLLEGE FOR TN

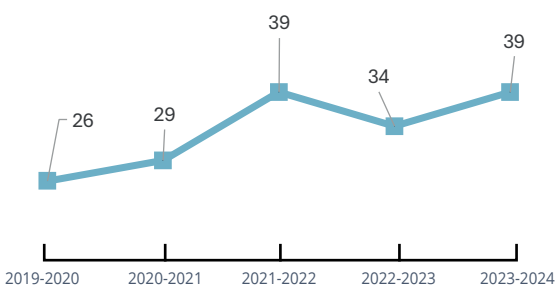
19

high school seniors in the 2022-23 school year received a Dual Enrollment Grant at a public college or university. **84.2%** of those students enrolled in public postsecondary in the 2023-24 school year.

Undergraduate Enrollment



Undergraduate Degree Completion



These graphs represent TCATs, public community colleges, and public universities, including dual enrollment students.

Grant Programs in Van Buren County



Advise TN is a college advising and capacity building program that aims to increase the number of Tennesseans accessing higher education by partnering with high schools and providing college advising services to juniors and seniors.



The Governor's Investment in Vocational Education (GIVE) is designed to foster long-term regional partnerships between Tennessee Colleges of Applied Technology (TCATs), community colleges, industry, economic development/workforce agencies, and K-12 to identify and address "skills gaps" in local workforce pools.



Supporting Postsecondary Access in Rural Communities (SPARC) grants provide funds for K-12 Career and Technical Education Departments to align program offerings to industry needs and postsecondary education, increase early postsecondary opportunities, and increase work-based learning opportunities.