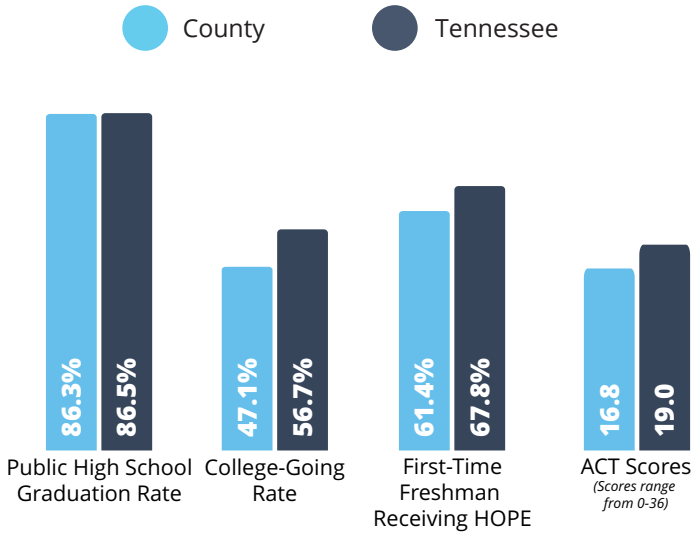


# 2025 Higher Education County Profile

## Madison County

### Community Education Snapshot



Note: 2023 Federal Public High School Graduation Rate and 2023 Average ACT Scores provided by TDOE. 2023 College-Going Rate and HOPE Recipient Rate for Fall 2023 provided by THEC.

### Top Colleges Selected by 2023 High School Graduates

- Jackson State Community College - 117
- University of Memphis - 30
- Middle Tennessee State University - 28
- TCAT Jackson - 22
- University of Tennessee, Martin - 19



### Top 5 In-Demand Occupations by Projected Annual Openings and Local Workforce Development Area (LWDA)

Occupation	Entry-Level Hourly Wage
Miscellaneous Assemblers and Fabricators	\$14.76
Office Clerks, General	\$11.31
Heavy and Tractor-Trailer Truck Drivers	\$16.81
Laborers and Freight, Stock, and Material Movers, Hand	\$12.36
Customer Service Representatives	\$12.88

Note: 2024 Top Occupations are identified annually in the THEC Supply and Demand Report, using data provided by TN Department of Labor and Workforce Development and TN Department of Economic and Community Development. This list represents top five occupations ordered by the highest number of projected annual openings from 2020-2030. Entry-level wage data is presented with each occupation. Additional in-demand occupations in the LWDA can be found on THEC's website. For more information on these careers, see O\*NET Code Connector.

Education Attainment Rate (age 25-64)	County	TN
Adults with HS+	90.7%	90.5%
Adults with Some College, No Degree	23.5%	20.5%
Adults with Associate or higher	34.3%	39.6%
Adults with Bachelor's or higher	26.3%	31.3%

Socioeconomic Profile	County	TN
Labor Force Participation Rate	60.9%	59.3%
Share of Population in Poverty	18.2%	14.0%
Unemployment Rate	4.5%	3.1%
Population Ages 25-64	49,384	3,603,399
Rate of Population Growth (2022-2024)	-0.1%	1.8%
Population Projections (2024-2034)	-2.4%	7.2%
Median Household Income	\$55,280	\$64,035

63.2%

completed the FAFSA in 2023-24 as compared to **73.9%** overall in Tennessee.

Note: Overall 2023-24 FAFSA completion rate.

47.1%

of the class of 2023 enrolled in college immediately following high school, compared to **60.5%** of the class of 2019.

36

additional students must enroll in college to increase the college-going rate by **5 percentage points**.

3

designated VETS Campus(es) serve the county: Jackson State Community College, Lane College, TCAT Jackson

115.5

financial aid outreach hours spent in 2023-24 with **1,077** attendees. An additional 59.5 hours were invested statewide serving an additional 1,458 Tennesseans.

Outreach Specialist

**Lori Mitchum**  
Lori.Mitchum@tn.gov

Tennessee Reconnect Navigator

**Toni Reeves**  
Toni.Reeves@tn.gov

## Tennessee Student Assistance Award



**2,085**

**TSAA-Eligible FAFSAs Filed**



**1,096**

**Awards**



**\$2,117,269**

**Awarded**

The TSAA is a state-funded grant program. This scholarship provides non-repayable need-based financial assistance to undergraduate students who are residents of Tennessee. TSAA Awardees must be enrolled or accepted for enrollment, at least part-time, at a public or an eligible non-public postsecondary institution in Tennessee and have an Estimated Family Contribution below the eligibility threshold.

Total awarded during 2023-24 academic year.

## Tennessee Education Lottery Scholarship Recipients

Scholarship	Recipients
HOPE Scholarship	600
HOPE with GAMS	98
HOPE with Aspire	202
Dual Enrollment Grant	1,203
HOPE Foster Care Grant	-
Non-Traditional Student Scholarship	<10
Wilder-Naifeh Technical Skills Grant	224
<b>Total Amount Awarded</b>	<b>\$6,648,383</b>

Additional TELS Programs, including TN Promise and TN Reconnect, are not listed here but are included in the total amount awarded. For details on the full suite of TELS Programs, please see THEC/TSAC's website.



**872**

public high school seniors applied for Tennessee Promise in the 2022-23 school year. **18.8%** of those applicants enrolled as part of the Tennessee Promise program in the 2023-24 school year.



**286**

grant applications for Tennessee Reconnect were received for the 2023-24 school year. A total of **172** Reconnectors were served by Tennessee Reconnect Communities.



**0**

of **7** schools participated in the Electronic Transcript Exchange, which allows schools to submit transcript data to colleges for admissions and to TSAC for scholarship purposes.



**7**

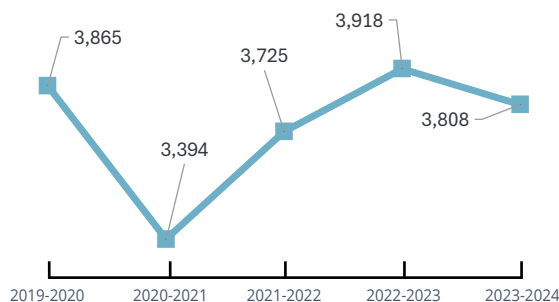
schools participated in Path to College, which provides resources and information to students, building a college-going culture in their schools.



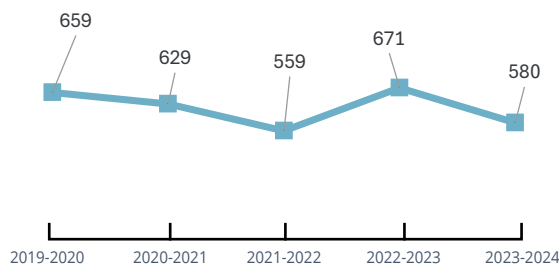
**339**

high school seniors in the 2022-23 school year received a Dual Enrollment Grant at a public college or university. **71.7%** of those students enrolled in public postsecondary in the 2023-24 school year.

### Undergraduate Enrollment



### Undergraduate Degree Completion



These graphs represent TCATs, public community colleges, and public universities, including dual enrollment students.

### Grant Programs in Madison County



Supporting Postsecondary Access in Rural Communities (SPARC) grants provide funds for K-12 Career and Technical Education Departments to align program offerings to industry needs and postsecondary education, increase early postsecondary opportunities, and increase work-based learning opportunities.