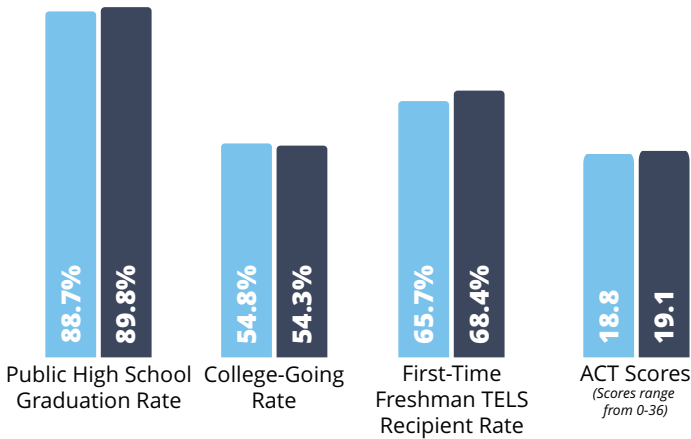


2024 Higher Education County Profile

Hamilton County

Community Education Snapshot

● County ● Tennessee



Note: 2022 Public High School Graduation Rate and 2022 Average ACT Scores provided by [IDOE](#). 2022 College-Going Rate and TELS Recipient Rate for Fall 2022 provided by [THEC](#).

Education Attainment Rate (age 25-64)	County	TN
Adults with HS+	91.1%	90.0%
Adults with Some College, No Degree	22.7%	20.8%
Adults with Associate or higher	45.4%	38.8%
Adults with Bachelor's or higher	35.7%	30.6%

Socioeconomic Profile	County	TN
Share of Population in Poverty	12.7%	14.3%
Unemployment Rate	2.9%	3.3%
Population Ages 25-64	192,584	3,590,290
Rate of Population Growth (2021-2023)	1.5%	1.6%
Population Projections (2023-2033)	6.4%	7.0%
Median Household Income	\$61,050	\$58,516

Top Colleges Selected by 2022 High School Graduates

1. Chattanooga State Community College - 465
2. UT Chattanooga - 279
3. UT Knoxville - 97
4. Tennessee State University - 91
5. TCAT Chattanooga - 77



Top 5 In-Demand Occupations by Projected Annual Openings and Local Workforce Development Area (LWDA)

Occupation	Entry-Level Hourly Wage
1. Heavy and Tractor-Trailer Truck Drivers	\$16.14
2. Customer Service Representatives	\$11.62
3. Secretaries and Administrative Assistants, Except Legal, Medical, and Executive	\$12.22
4. General and Operations Managers	\$24.01
5. First-Line Supervisors of Retail Sales Workers	\$13.19

Note: 2023 Top Occupations are identified annually in the THEC Supply and Demand Report, using data provided by TN Department of Labor and Workforce Development and TN Department of Economic and Community Development. This list represents top five occupations ordered by the highest number of projected annual openings from 2018-2028. Entry-level wage data is presented with each occupation. Additional in-demand occupations in the LWDA can be found on THEC's website. For more information on these careers, see [O*NET Code Connector](#).

81.5% filed the FAFSA in 2022-23 as compared to **78.4%** overall in Tennessee.
Note: Overall filing rate for the 2022-23 FAFSA.

54.8% of the class of 2022 enrolled in the county enrolled in college immediately following high school, compared to **65.9%** of the class of 2017.

137 additional students must enroll in college to increase the college-going rate by **5 percentage points**.

2 designated VETS Campuses serve the county: University of Tennessee Chattanooga; Chattanooga State Community College/TCAT Chattanooga

50.1 financial aid outreach hours spent in 2022-23 with **704** attendees. An additional 23 hours were invested statewide serving an additional 693 Tennesseans.

<p>Tennessee Student Assistance Corporation (TSAC) Outreach Specialist</p> <p>Eric Farmer Eric.Farmer@tn.gov</p>	<p>Tennessee Reconnect Navigator</p> <p>Whitney McLaughlin Whitney.McLaughlin@tn.gov</p>
---	---

Tennessee Student Assistance Award



6,110

TSAA-Eligible FAFSAs Filed



3,825

Awards



\$6,547,750

Awarded

Tennessee Education Lottery Scholarship Recipients

Scholarship	Recipients
HOPE Scholarship	2,817
HOPE with GAMS	445
HOPE with Aspire	809
Dual Enrollment Grant	1,737
HOPE Foster Care Grant	10
Non-Traditional HOPE Scholarship	27
Wilder-Naifeh Technical Skills Grant	471
Total Amount Awarded	\$25,554,562

The TSAA is a state-funded grant program. This scholarship provides non-repayable need-based financial assistance to undergraduate students who are residents of Tennessee. TSAA Awardees must be enrolled or accepted for enrollment, at least part-time, at a public or an eligible non-public postsecondary institution in Tennessee and have an Estimated Family Contribution below the eligibility threshold.

Total awarded during 2022-23 academic year.



2,812

public high school seniors applied for Tennessee Promise in the 2021-22 school year. **23.0%** of those applicants enrolled as part of the Tennessee Promise program in the 2022-23 school year.



1,077

grant applications for Tennessee Reconnect were received for the 2022-23 school year. A total of **313** Reconnectors were served by Tennessee Reconnect Communities.



0

schools participated in the Electronic Transcript Exchange, which allows schools to submit transcript data to colleges for admissions and to TSAC for scholarship purposes.



84

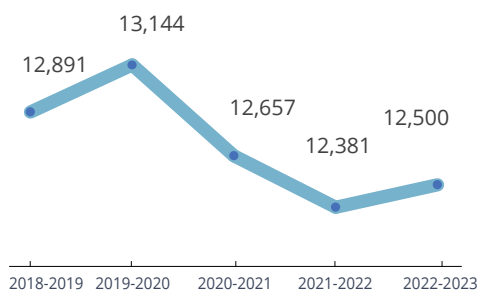
schools participated in Path to College, which provides resources and information to students, building a college-going culture in their schools.



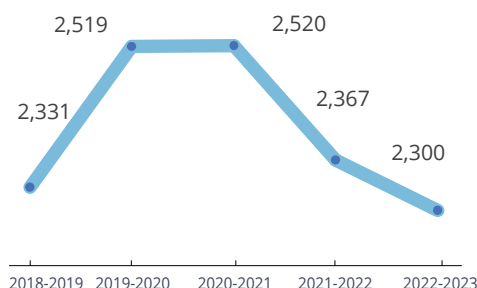
1,029

high school seniors in the 2021-22 school year received a Dual Enrollment Grant at a public college or university. **70.9%** of those students enrolled in public postsecondary in the 2022-23 school year.

Undergraduate Enrollment



Undergraduate Degree Completion



These graphs represent TCATs, public community colleges, and public universities, including dual enrollment students.

Grant Programs in Hamilton County

Advise Tennessee - Brainerd High School - 382 Students Served Advise TN is a college advising and capacity building program that aims to increase the number of Tennesseans accessing higher education by partnering with high schools and providing college advising services to juniors and seniors across Tennessee.

GIVE 2.0 Community Grants - Chattanooga State Community College - Advancing Cybersecurity, Automotive, and Welding Instruction in Southeast Tennessee - \$1,000,000 The Governor's Investment in Vocational Education (GIVE) is designed to foster long-term regional partnerships between Tennessee Colleges of Applied Technology (TCATs), community colleges, industry, economic development/workforce agencies, and K-12 to identify and address "skills gaps" in local workforce pools. Through a competitive grant process, grants of up to \$1 million were made available to local collaboratives for periods of up to thirty (30) months to facilitate the development and implementation of employer-driven career pathways that include both K-12 local education agencies (LEAs) and higher education institutions.

SPARC Grants - \$95,158 Supporting Postsecondary Access in Rural Communities (SPARC) grants provide funds for K-12 Career and Technical Education Departments to align program offerings to industry needs and postsecondary education, increase early postsecondary opportunities, and increase work-based learning opportunities.