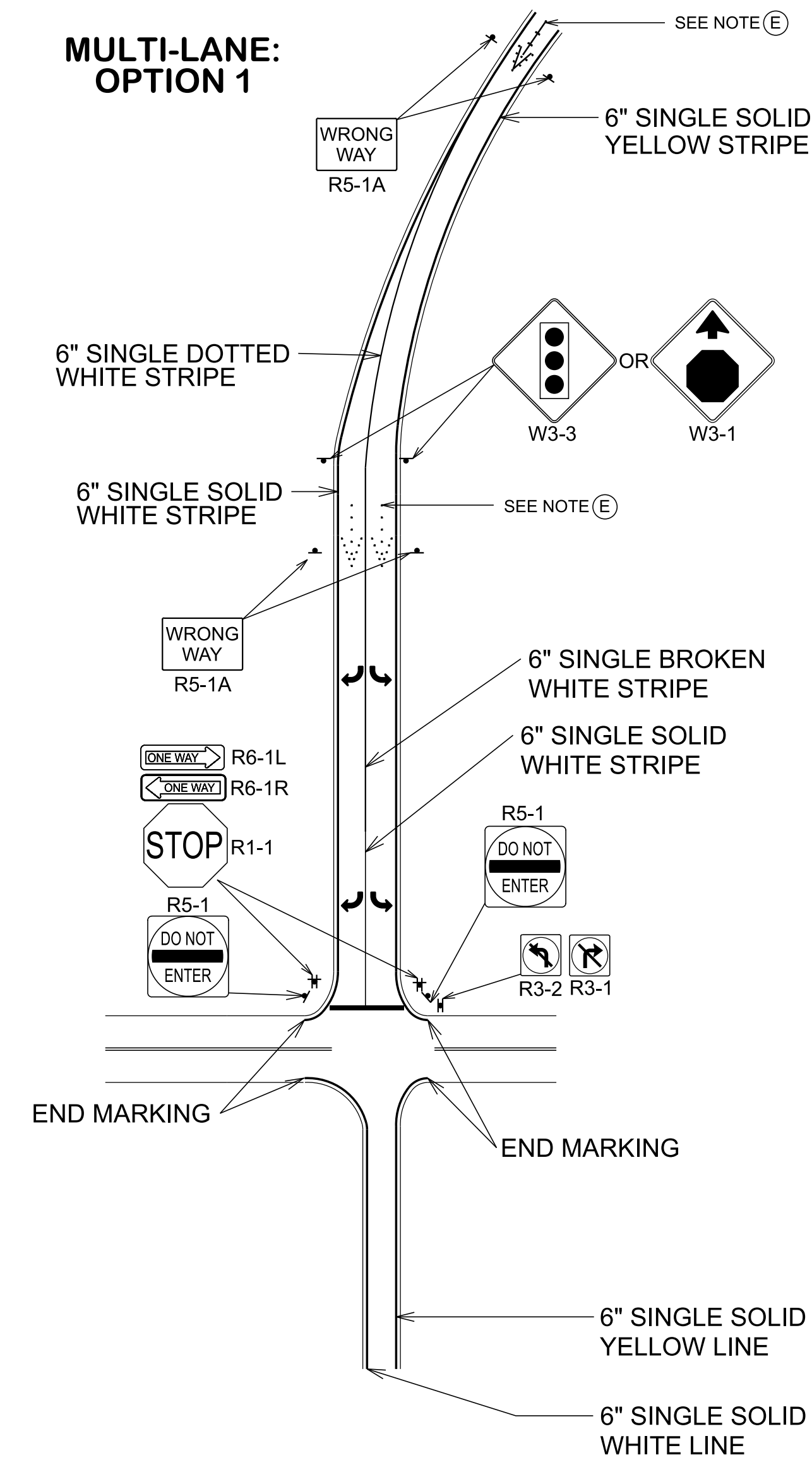
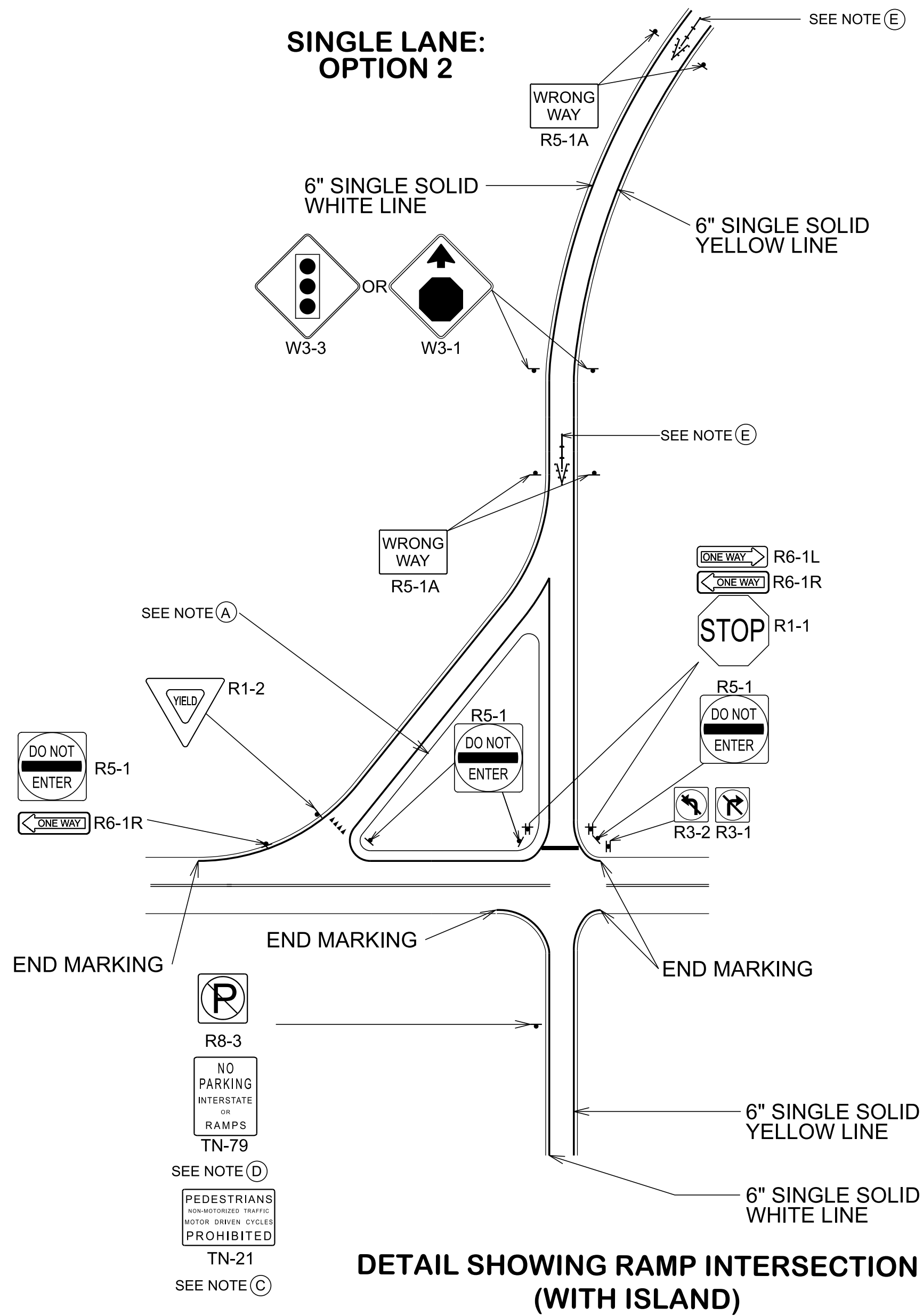
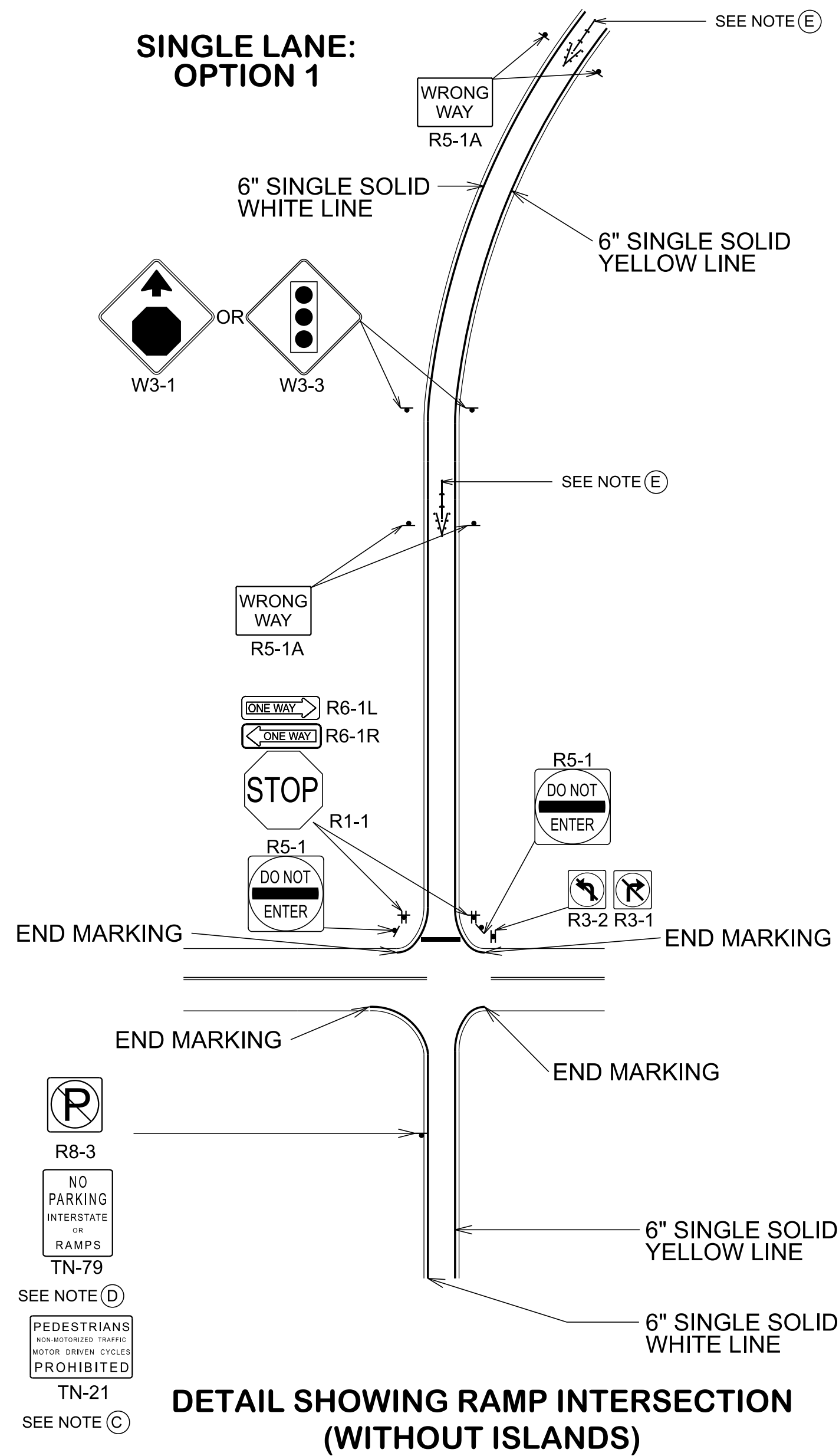


NOT TO SCALE



- REV. 3-22-85: REVISED TO SHOW 8" BOUNDARY AROUND ISLANDS.
- REV. 2-22-88: ADDED REFERENCE NOTE FOR DWG. NO. T-M-3. CHANGED DWG. NO. FROM T-M-6 TO T-M-9.
- REV. 7-15-91: REORGANIZED AND REDREW SHEET.
- REV. 7-29-98: CHANGED WIDTH OF CENTERLINES, EDGELINES AND DOTTED WHITE LANE LINES FROM 4 TO 6 INCHES.
- REV. 12-12-00: MOVED WRONG WAY PAVEMENT ARROW DETAILS FROM STD. DWG. NO. T-S-11. ADDED WRONG WAY SIGNS AND ARROWS TO ALL PLAN VIEWS. ADDED GENERAL NOTE (B).
- REV. 11-30-04: CHANGED WRONG WAY SIGN DESIGNATION FROM R5-9 TO R5-1a.
- REV. 11-1-11: ADDED ADDITIONAL SIGNS TO RAMP INTERSECTION DETAIL.
- REV. 06-28-19: REDREW SHEET.
- REV. 06-15-21: ADDED GENERAL NOTES (C) AND (D). ADDED ADDITIONAL SIGNS TO RAMP INTERSECTION DETAILS.
- REV. 05-01-23: REDREW SHEET.
- REV. 01-24-25: UPDATED TYPICAL DETAILS TO CONFORM WITH MUTCD 11TH EDITION.

GENERAL NOTES

- (A) SEE STANDARD DRAWING NO. T-M-3 FOR ADDITIONAL DETAILS FOR ISLAND CHANNELIZATION MARKINGS.
- (B) SEE STANDARD DRAWING NO. T-M-9 AND T-M-9B FOR ADDITIONAL DETAILS FOR RAMP SIGNING, STRIPING, AND PAVEMENT MARKERS.
- (C) TN-21 TO BE INSTALLED ON ALL ON-RAMPS TO ACCESS CONTROLLED ROUTES. THIS SIGN SHOULD BE LOCATED AS NEAR TO THE ON-RAMP ENTRANCE AS POSSIBLE AND POSITIONED SO THAT ANY PEDESTRIAN, MOTOR DRIVEN CYCLE OR PROHIBITED NON-MOTORIZED TRAFFIC CAN SEE THE SIGN AS SOON AS POSSIBLE.
- (D) TN-79 AND R8-3 TO BE INSTALLED WHEN THE SHOULDER OF THE ENTRANCE AND EXIT RAMP WOULD PROVIDE SPACE FOR SUCH PARKING. SEE TENNESSEE SUPPLEMENT TO THE STANDARD HIGHWAY SIGNS BOOK FOR GUIDANCE ON PLACEMENT ON ENTRANCE AND EXIT RAMP.
- (E) THE WRONG WAY PAVEMENT ARROWS SHOULD BE APPROXIMATELY 200' FROM STOP LINE EVEN WITH THE WRONG WAY SIGNS. FOR MULTI-LANE RAMPS, THERE SHOULD BE ONE ARROW PLACED IN EACH LANE. SEE TYPE A DETAIL FOR SPECIFICATIONS FOR ONE LANE RAMPS AND TYPE B DETAIL FOR MULTI-LANE RAMPS. ANOTHER SET OF WRONG WAY SIGNS MAY BE ADDED 200' FROM THE FIRST SET.
- (F) INSTALL RED RETROREFLECTIVE STRIPS ALONG THE SIGNS POSTS OF DO NOT ENTER AND WRONG WAY SIGNS. STRIPS SHALL BE TWO (2) INCHES WIDE AND SIX (6) FEET LONG.
- (G) ONE WAY SIGNS MAY BE MOUNTED WITH THE STOP, YIELD, OR DO NOT ENTER SIGNS.

MINOR REVISION -- FHWA APPROVAL NOT REQUIRED

STATE OF TENNESSEE
STANDARD
DRAWING
DEPARTMENT OF TRANSPORTATION

PAVEMENT MARKING
AND
SIGNING DETAILS
FOR RAMP
INTERSECTIONS

T-M-9