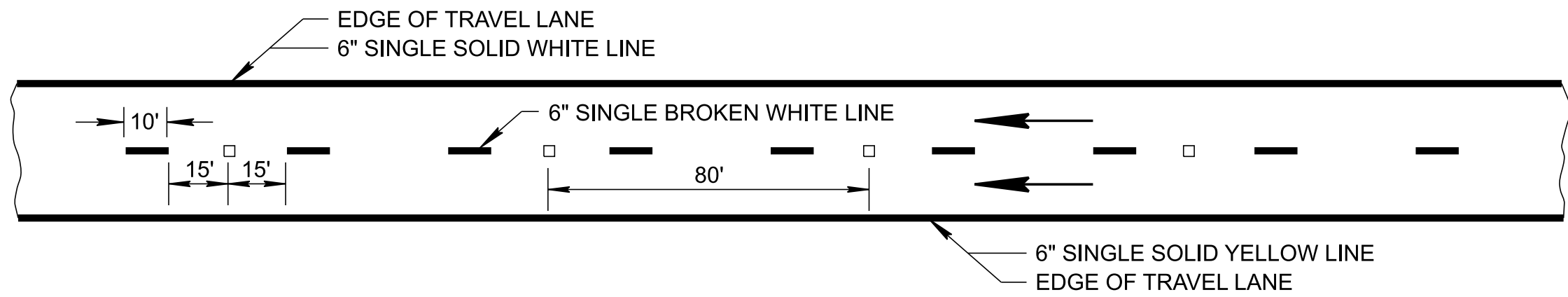
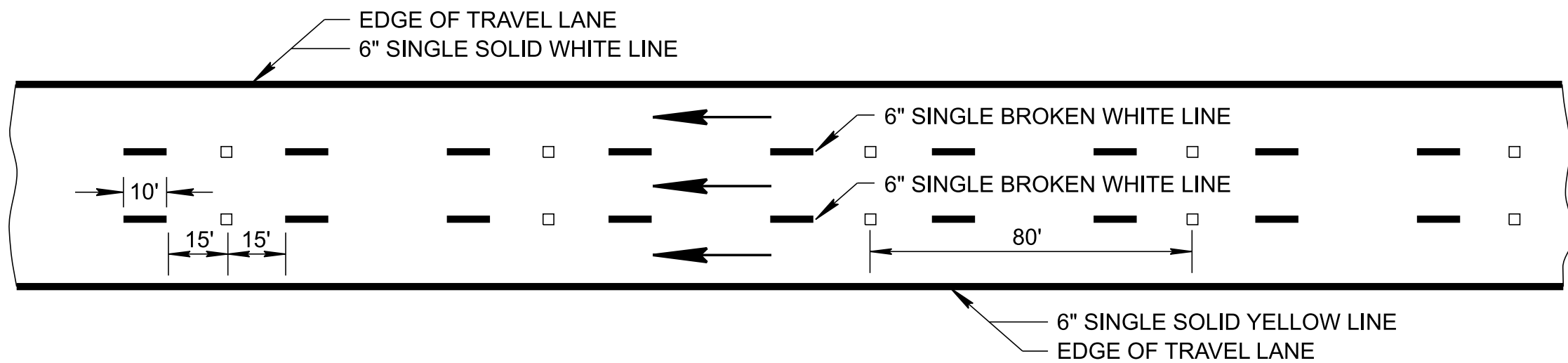


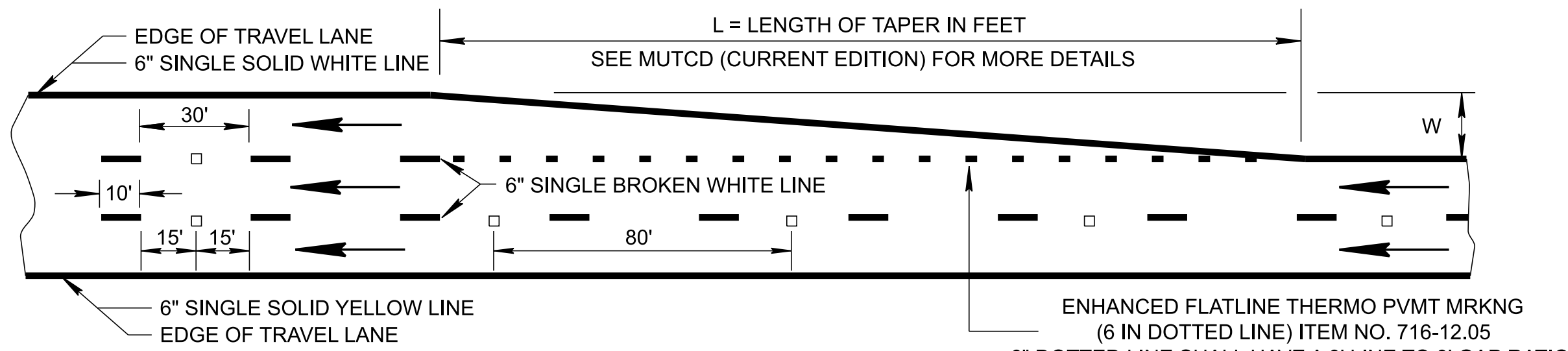
1/21/2025 8:54:08 AM
H:\26126180 - Tennessee DOT Road Design Manual\004 - T-5 Traffic Design Updates\design\CAD\Pavement Markings (M)\TM5.dgn



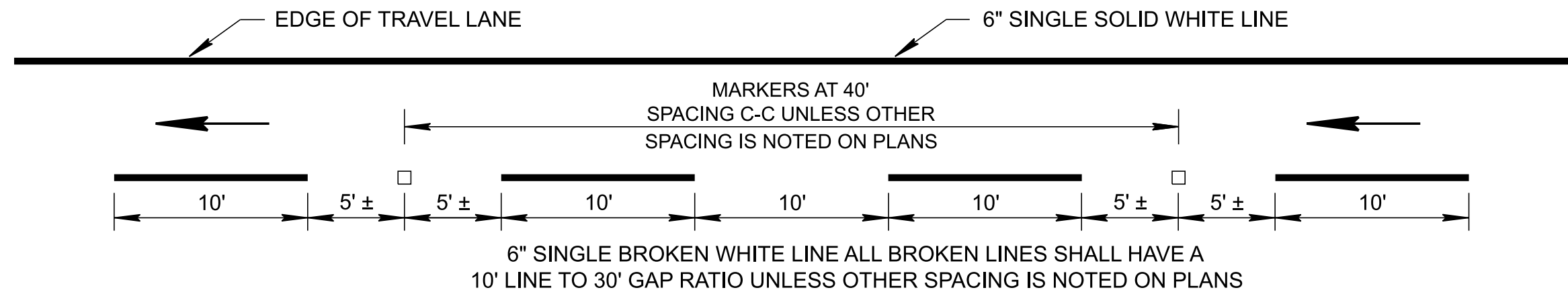
TYPICAL TWO LANE



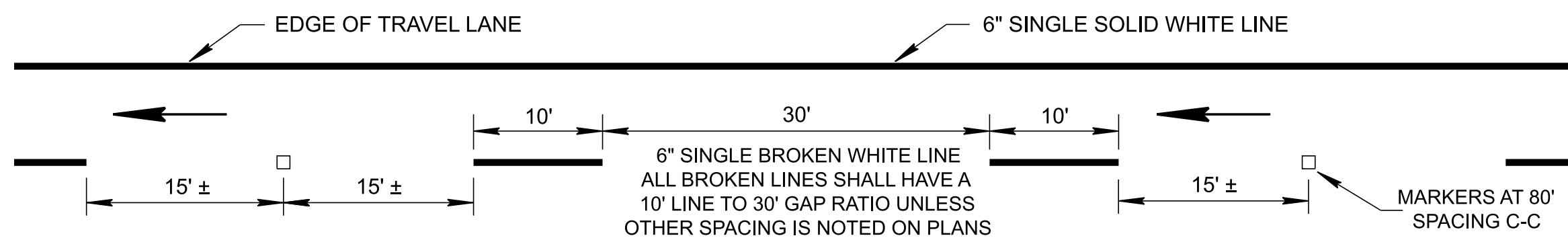
TYPICAL THREE LANE



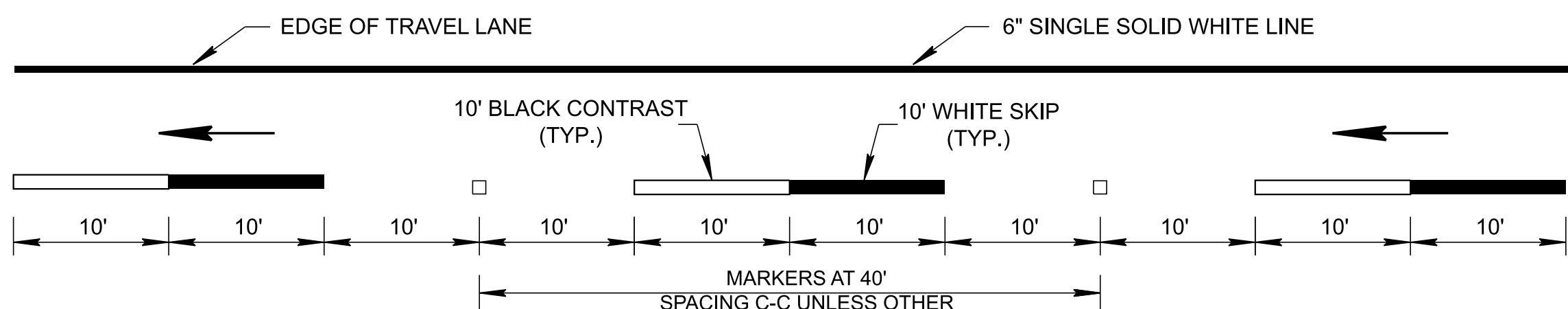
TYPICAL SHOWING
BEGINNING OF ADDITIONAL LANE



SPACING DETAILS FOR HOV TRAFFIC LANE

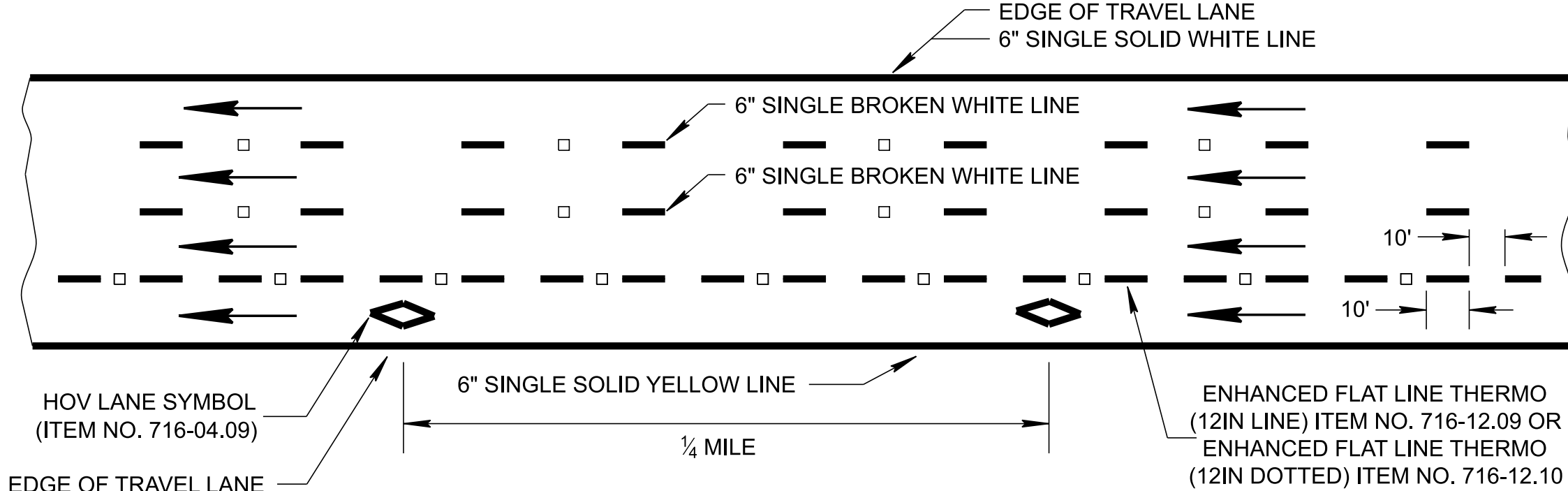


SPACING DETAILS FOR REGULAR TRAFFIC LANE

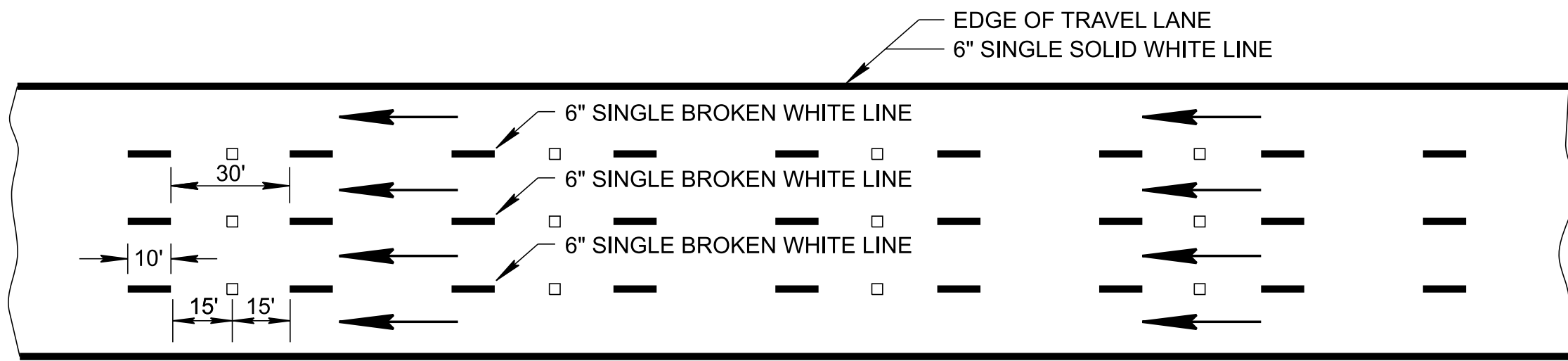


NOTE: THIS DETAIL SHOWS FOR SKIP LINES CONTRAST (SHADOW).
DOTTED LINES ALSO REQUIRE CONTRAST PAVEMENT MARKING.

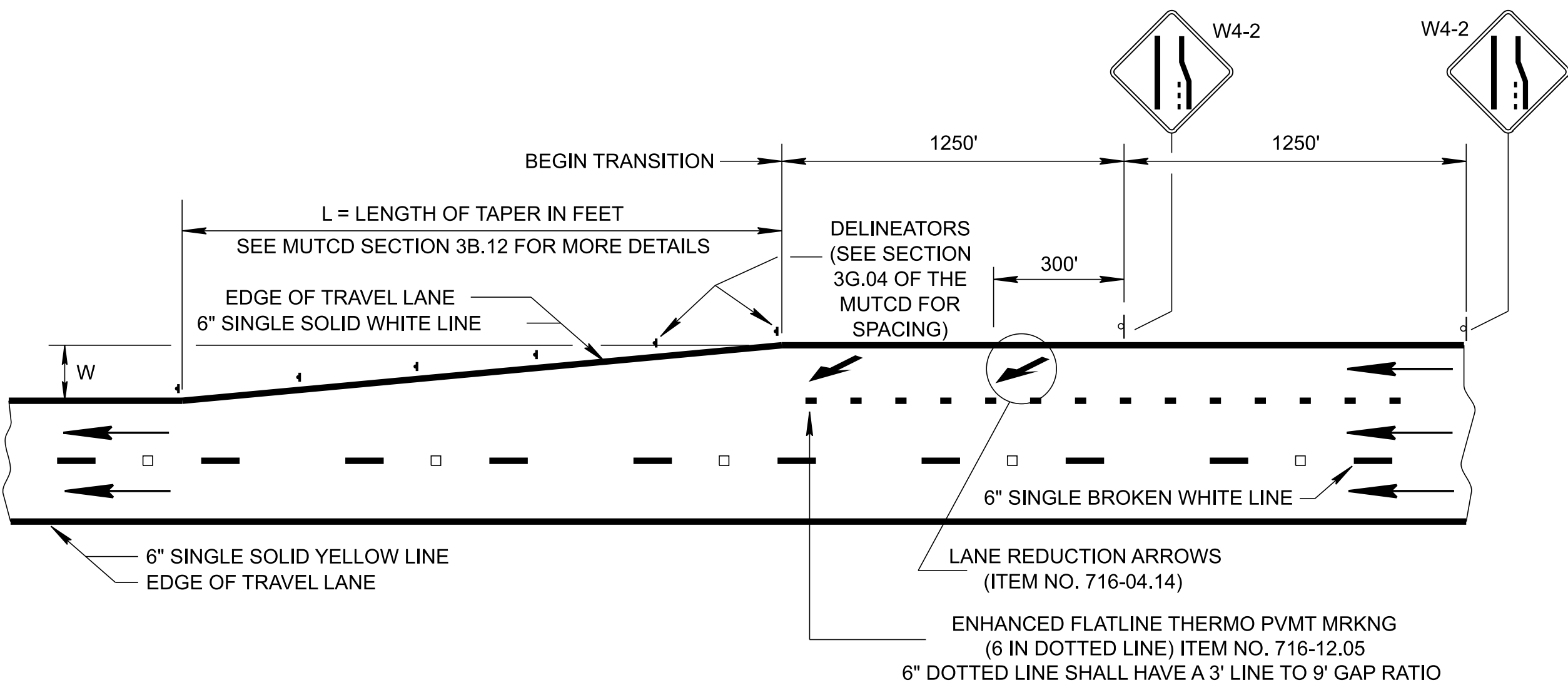
SPACING DETAILS FOR CONCRETE PAVEMENT TRAFFIC LANE
(ITEM NUMBER 716-09.94 CONTRAST PAVEMENT SHADOW MARKING 6", L.M.)



TYPICAL FOR HOV LANE
(FOR MORE DETAILS SEE MUTCD CURRENT EDITION)
SEE T-S-22 FOR SIGNING



TYPICAL FOUR LANE



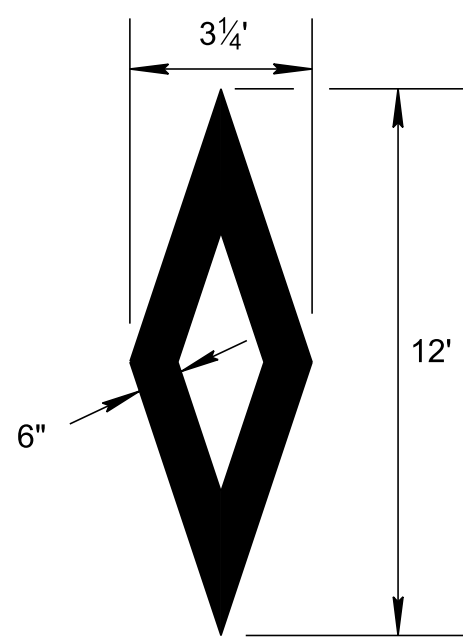
TYPICAL LANE REDUCTION TRANSITION

L = W x S FOR SPEEDS OF 45 MPH OR MORE
W = OFFSET IN FEET
S = POSTED, 85 TH-PERCENTILE,
OR STATUTORY SPEED IN MPH

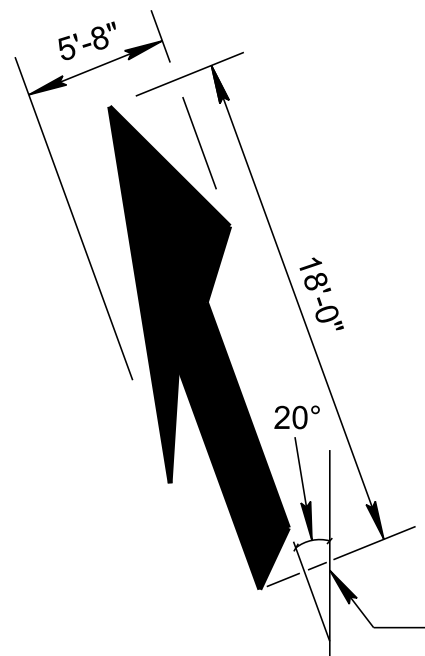
LEGEND

□ BI-DIRECTIONAL MARKERS
ITEM NO. 716-01.23, 2-COLOR

NOTE: ALL 6" EDGE OF TRAVEL LINE AND 6" SINGLE
BROKEN LINE PAVEMENT MARKINGS SHALL
BE ENHANCED FLATLINE THERMO PVMT
MRKNG (6IN LINE) ITEM NO, 716-12.02.



HOV LANE SYMBOL
ITEM NO. 716-04.09
PLASTIC PAVEMENT MARKING
(H.O.V. DIAMOND), EACH



LANE-REDUCTION ARROW
ITEM NO. 716-04.14
PLASTIC PAVEMENT MARKING
(LANE REDUCTION ARROW), EACH

REV. 02-22-88: REVISED TO SHOW RAISED
REFLECTIVE PAVEMENT MARKERS
CENTERED BETWEEN BROKEN LINES.
CHANGED DRAWING NO. FROM T-M-2 TO
T-M-5.

REV. 03-20-91: CHANGED TYPE 2
PAVEMENT MARKERS (CLEAR) TO MONO-
DIRECTIONAL PAVEMENT MARKERS
(CLEAR). REDREW SHEET.

REV. 10-26-92: ADDED GENERAL NOTE (A)

REV. 07-29-98: CHANGED WIDTH OF
CENTERLINES, EDGE LINES, AND
DOTTED WHITE LANE LINES FROM 4
TO 6 INCHES.

REV. 04-15-04: CHANGED W4-2 SIGNS
AND TRANSITION NOTE IN LOWER
RIGHT CORNER TO COMPLY WITH
2003 MUTCD.

REV. 09-05-04: IN TYPICAL SHOWING
ENDING OF ADDITIONAL LANE CHANGE
NOTE (1).

REV. 11-01-11: ADDED HOV SIGNS
AND PAVEMENT MARKING DETAILS.
ADDED LANE REDUCTION ARROWS
WITH DETAILS. REVISED PAVEMENT
MARKINGS TYPICAL DETAILS.

REV. 01-12-12: CHANGED SNOW
PLOWABLE MARKERS FROM MONO-
DIRECTIONAL TO BI-DIRECTIONAL
2-COLOR.

REV. 05-24-12: REMOVED BROKEN LINE
FROM TRANSITION AREA ON BEGINNING
OF ADDITIONAL LANE.

REV. 08-16-12: REMOVED HOV SIGNS.

REV. 04-23-13: CHANGED HOV LANE LINE
MARKING.

REV. 06-28-19: ADDED PAVEMENT
MARKINGS AND ITEM NOS. FOR
ENHANCED FLATLINE THERMO PVMT
MRKNG (6IN LINE) ITEM NO. 716-12.02
AND ENHANCED FLATLINE THERMO PVMT
MRKNG (6 IN DOTTED LINE) ITEM NO.
716-12.05 TO DRAWING. ADDED ITEM
NOS. 716-04.09 AND 716-04.14. REDREW
SHEET.

REV. 03-01-23: ADDED SPACING DETAILS
FOR CONCRETE PAVEMENT TRAFFIC LANE
DRAWING. ADDED NOTE FOR ENHANCED
FLATLINE THERMO PVMT MRKNG ITEM
NUMBER AND REMOVED LABEL #1 FROM
THE DRAWINGS.

REV. 01-24-25: UPDATED TYPICAL
DETAILS TO CONFORM WITH
MUTCD 11TH EDITION.

MINOR REVISION -- FHWA
APPROVAL NOT REQUIRED

STATE OF TENNESSEE
STANDARD
DRAWING
DEPARTMENT OF TRANSPORTATION

MARKING DETAIL
FOR
FREEWAYS

T-M-5

NOT TO SCALE