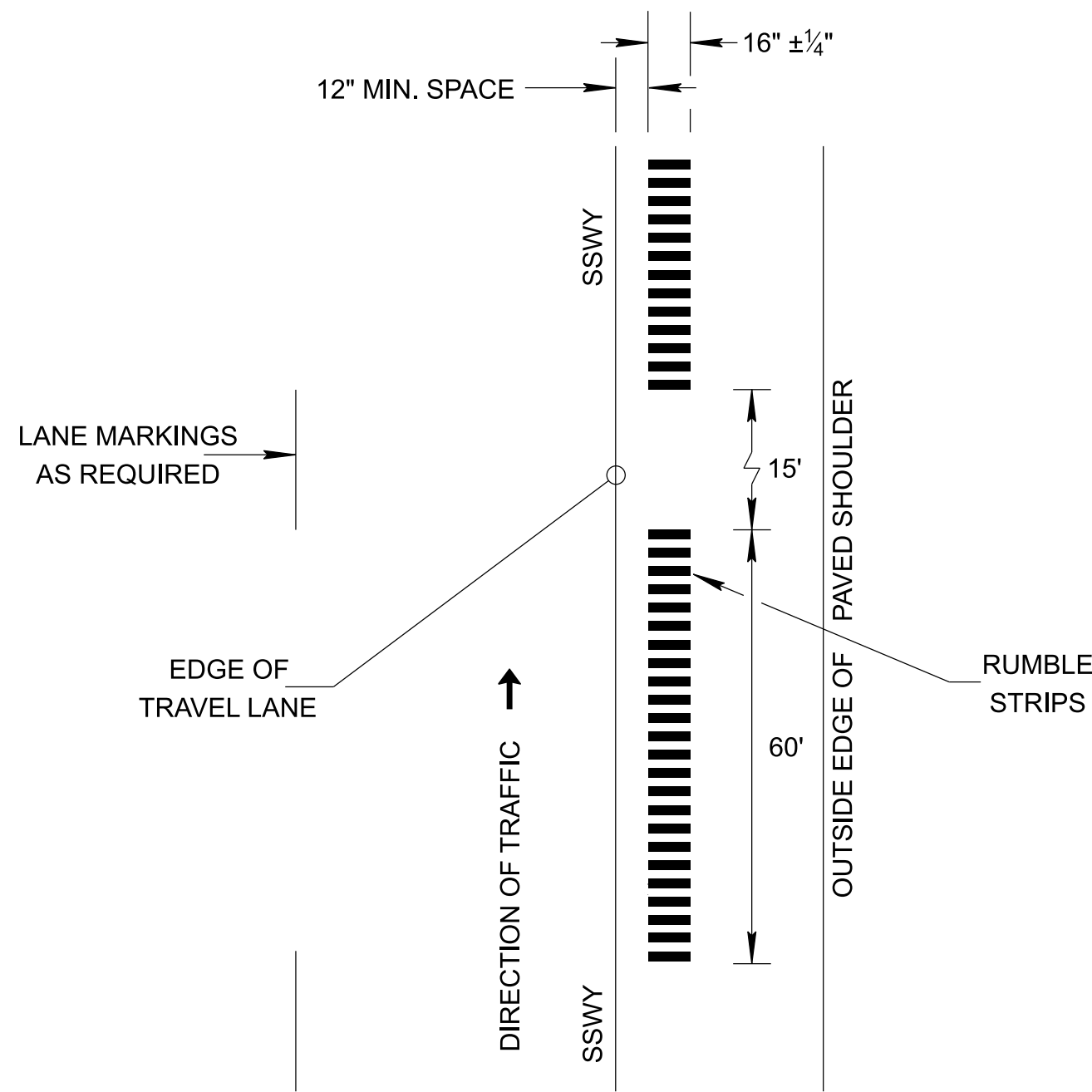
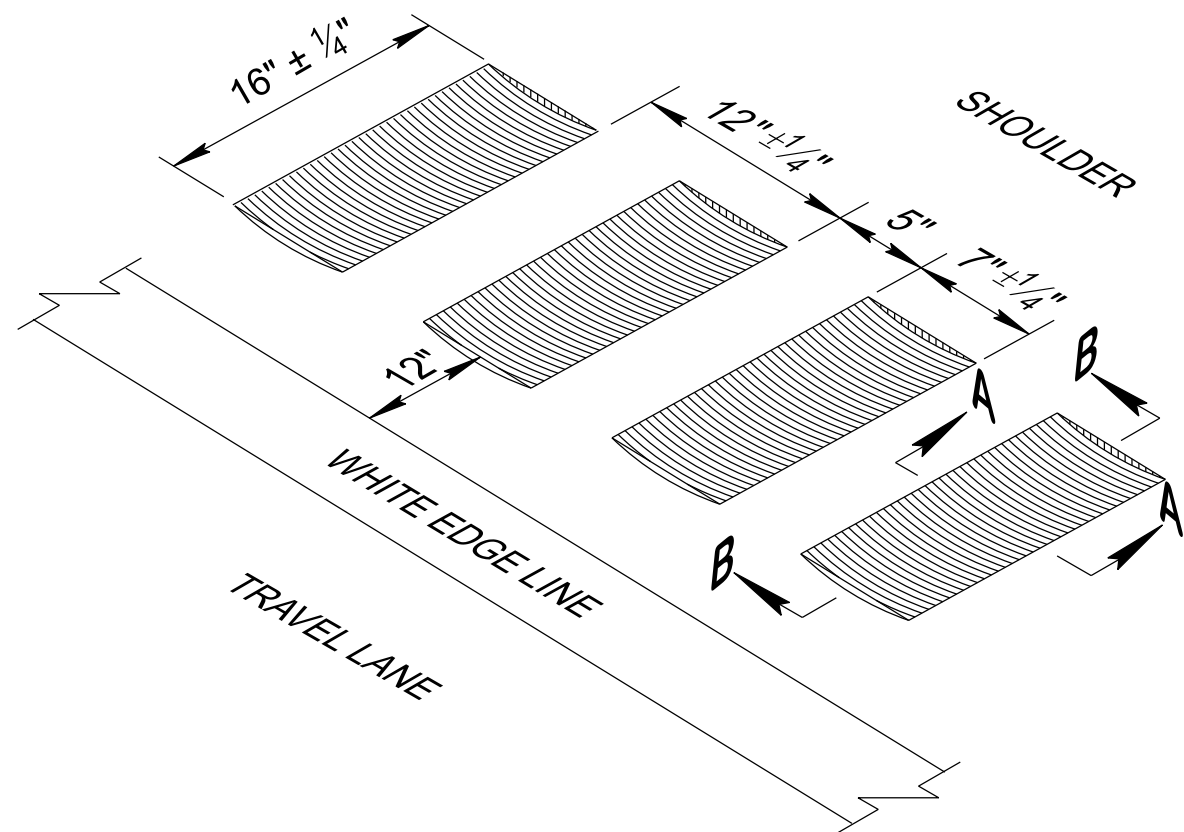


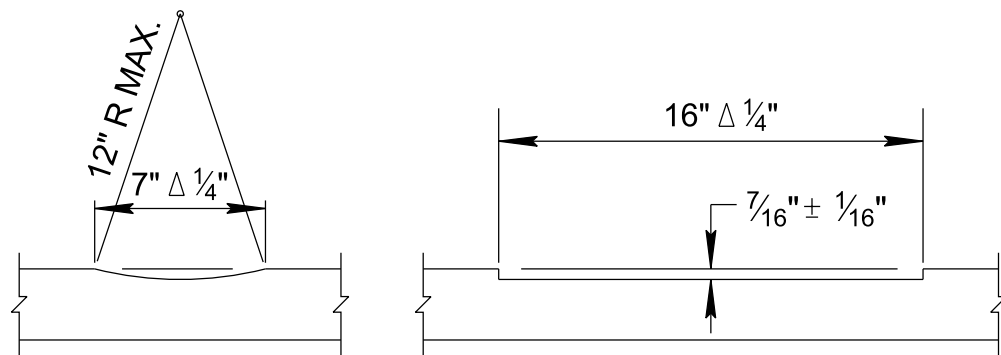
TYPICAL RUMBLE STRIP INSTALLATION DETAILS
FOR NON-ACCESS CONTROLLED RURAL ROUTES



AVAILABLE PAVED SHOULDER
WIDTH 8' OR GREATER
IF BIKE LANE IS PROPOSED
SEE STD. DWG. MM-PM-2
FOR PAVEMENT MARKING AND SIGNING



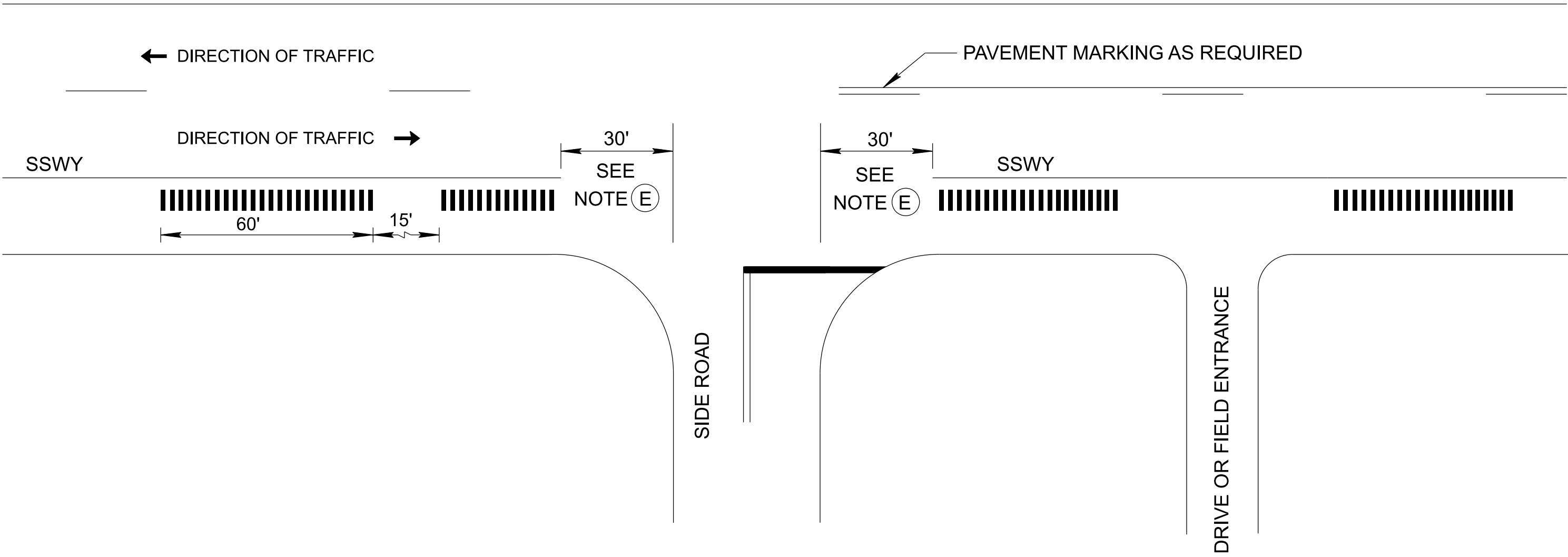
ISOMETRIC VIEW



SECTION A-A

SECTION B-B

TYPICAL RUMBLE STRIP INSTALLATION DETAILS



SIDE ROAD AND DRIVEWAY
RUMBLE STRIP INSTALLATION DETAILS

IF BIKE LANE IS PROPOSED
SEE STD. DWG. MM-PM-2
FOR PAVEMENT MARKING AND SIGNING

NOTE: THE MUTCD "CONTAINS NO PROVISIONS REGARDING THE DESIGN AND PLACEMENT OF LONGITUDINAL RUMBLE STRIPS. THE PROVISIONS IN THIS MANUAL ADDRESS THE USE OF MARKING IN COMBINATION WITH A LONGITUDINAL RUMBLE STRIP."

RUMBLE STRIP GENERAL NOTES

- (A) WHEN RUMBLE STRIPS ARE USED ON NON-ACCESS CONTROLLED FACILITIES, THEY SHOULD BE DISCONTINUED IN ADVANCE OF DRIVEWAYS, INTERSECTIONS, AND MEDIAN OPENINGS.
- (B) MILLED-IN RUMBLE STRIP WITH 7" ±1/4" GROOVES, 7/16" ±1/16" DEEP, ON 12" ±1/4" SPACING.
- (C) A 15' LONG GAP BETWEEN 60' LONG SECTIONS OF RUMBLE STRIPS IS REQUIRED TO ACCOMMODATE BICYCLES.
- (D) ON NON-ACCESS CONTROLLED ROUTES WITH A MEDIAN AND/OR INSIDE SHOULDERS, CONTINUOUS RUMBLE STRIPS SHOULD BE PLACED IN ACCORDANCE WITH STD. DWG. T-M-15. RUMBLE STRIPS, ALL COST OF INSTALLATION SHALL BE INCLUDED IN ITEM NO. 411-12.01 SCORING SHOULDERS (CONTINUOUS) (16IN WIDTH), L.M.
- (E) BREAKS SHALL BE MADE AT SIDE ROADS AND MEDIAN OPENINGS. BREAKS SHALL BEGIN 10' PRIOR TO OPENING.
- (F) WHEN THE SIDE ROAD RADIUS IS GREATER THAN 30', RUMBLE STRIP APPLICATION SHOULD BE DISCONTINUED 50' IN ADVANCE OF THE INTERSECTION.
- (G) RUMBLE STRIPS SHOULD ONLY BE PLACED ON PAVED SHOULDERS THAT ARE GREATER THAN OR EQUAL TO 8' WIDE. USE RUMBLE STRIPE ON ROADWAYS WITH PAVED SHOULDER WIDTH LESS THAN 8'.
- (H) RUMBLE STRIP, ALL COST OF INSTALLATION SHALL BE INCLUDED IN ITEM NO. 411-12.02 SCORING SHOULDERS (NON-CONTINUOUS) (16IN WIDTH), L.M.
- (I) RUMBLES SHOULD NOT TYPICALLY BE INSTALLED AT DESIGN SPEED < 45 MPH.

REV. 11-1-11: ADDED BIKE SYMBOL/
ARROW SHARED LANE MARKINGS DETAILS
AND ADDED GENERAL NOTE (H) AND (I).

- REV. 1-30-15: REVISED RUMBLE STRIP SPACING.
- REV. 08-02-18: REVISED GENERAL NOTES. ADJUSTED SHEET NAME. REDREW SHEET.
- REV. 06-28-19: REVISED STD. DWG. REFERENCE AND REDREW SHEET.

REV. 01-24-25: UPDATED TYPICAL
DETAILS TO CONFORM WITH
MUTCD 11TH EDITION.

MINOR REVISION -- FHWA
APPROVAL NOT REQUIRED

STATE OF TENNESSEE
STANDARD
DRAWING
DEPARTMENT OF TRANSPORTATION

ASPHALT SHOULDER
RUMBLE STRIP
INSTALLATION DETAILS FOR
NON-ACCESS CONTROLLED
RURAL ROUTES

12-01-09

T-M-15A