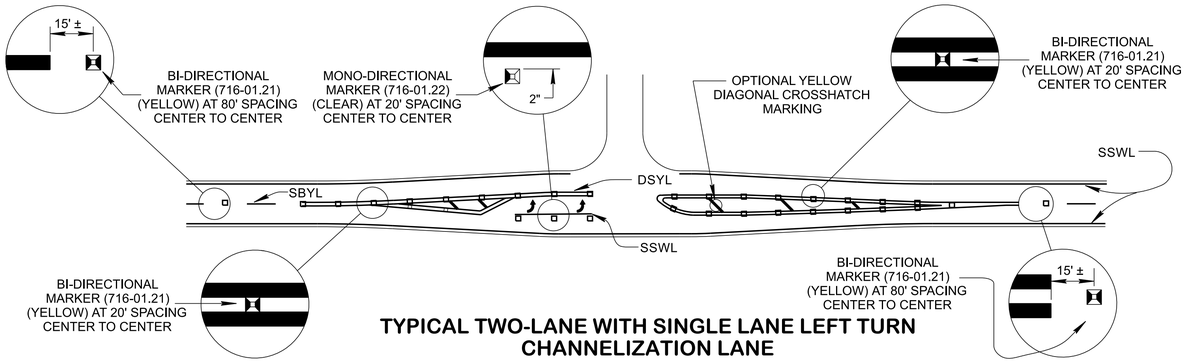

TYPICAL TWO-LANE WITH SINGLE LANE LEFT TURN CHANNELIZATION LANE

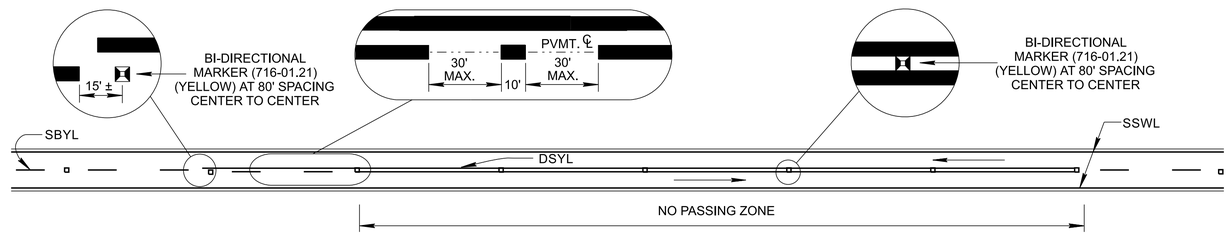

TYPICAL TWO-LANE, TWO-WAY MARKING WITH NO PASSING ZONES

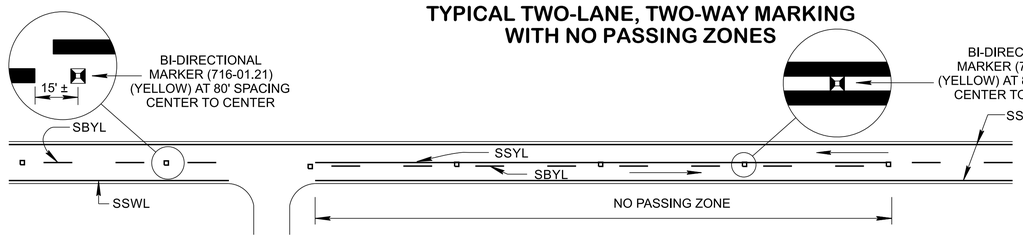

TYPICAL TWO-LANE, TWO-WAY-MARKING WITH NO PASSING APPROACHING T-INTERSECTION

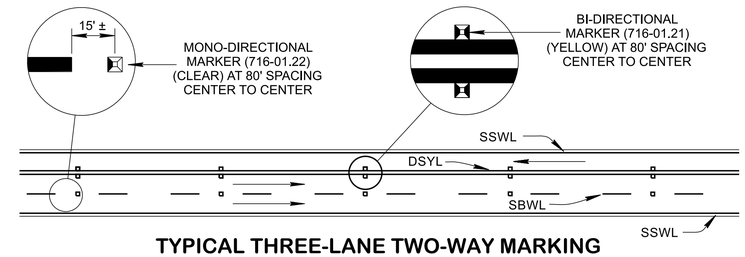

TYPICAL THREE-LANE TWO-WAY MARKING WITH PASSING PROHIBIT IN SINGLE LANE DIRECTION

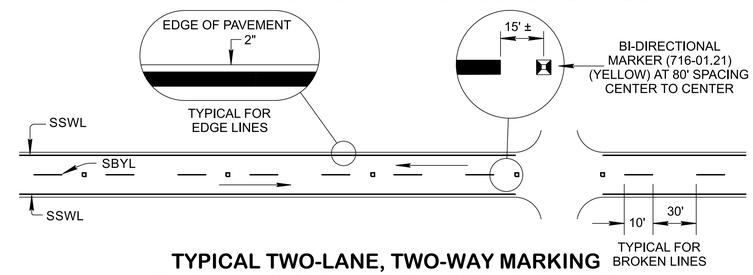

TYPICAL TWO-LANE, TWO-WAY MARKING WITH PASSING PERMITTED IN BOTH DIRECTIONS

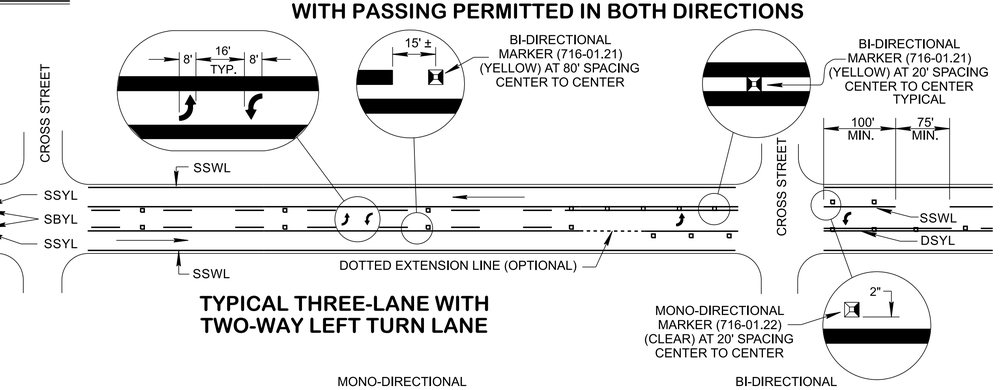

TYPICAL THREE-LANE WITH TWO-WAY LEFT TURN LANE

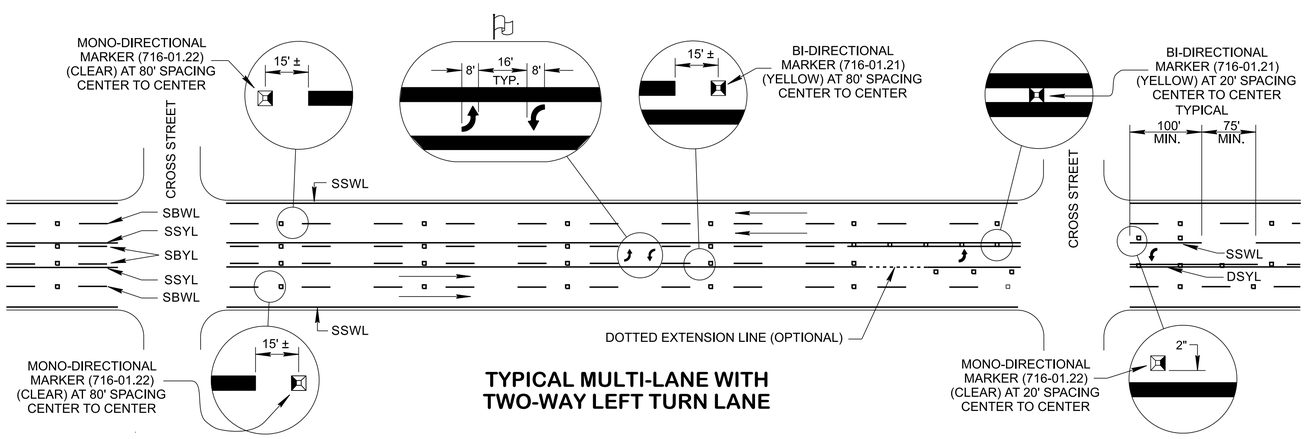

TYPICAL MULTI-LANE WITH TWO-WAY LEFT TURN LANE

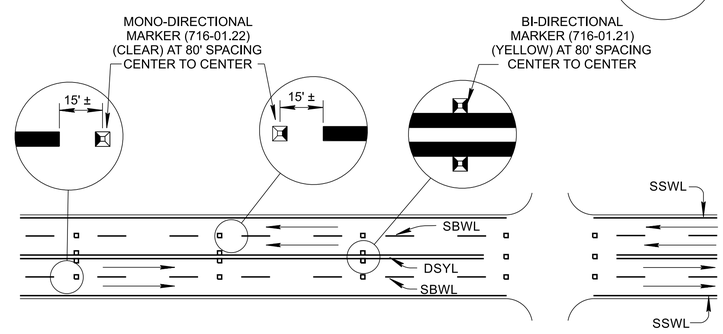

TYPICAL MULTI-LANE, TWO-WAY MARKING

SPECIAL NOTE

MAXIMUM SPACING BETWEEN DOUBLE ARROWS TO BE 1/2 MILE.
DOUBLE ARROWS SHALL NOT BE LOCATED WITHIN 100' OF AN INTERSECTION.
IF THE ROADWAY AT A GRADE CROSSING INCLUDES A TWO-WAY LEFT-TURN LANE, THE TWO-WAY LEFT-TURN LANE SHOULD BE DISCONTINUED IN THE IMMEDIATE VICINITY OF THE GRADE CROSSING BY INSTALLING MEDIAN ISLANDS IN ACCORDANCE WITH MUTCD SECTION 8A.06.

MARKING ABBREVIATIONS

SSWL- SINGLE SOLID WHITE LINE	DBYL- DOUBLE BROKEN YELLOW LINE
SSYL- SINGLE SOLID YELLOW LINE	DWL- DOTTED WHITE LINE
SBWL- SINGLE BROKEN WHITE LINE	DYL- DOTTED YELLOW LINE
SBYL- SINGLE BROKEN YELLOW LINE	HWL- HASHED WHITE LINE
DSYL- DOUBLE SOLID YELLOW LINE	HYL- HASHED YELLOW LINE

GENERAL NOTES

(A) EDGE LINES ARE NOT REQUIRED FOR PAVEMENT WIDTH LESS THAN 16 FEET NOR ON CURB AND GUTTER SECTIONS UNLESS SPECIFIED IN PLANS.

(B) SEE STANDARD DRAWING NOS. T-M-3 AND T-M-4 FOR CHANNELIZATION MARKING AND INTERSECTION MARKING DETAILS.

(C) PAVEMENT MARKERS ARE REQUIRED ONLY WHEN SPECIFIED IN THE PLANS.

(D) THE DISCERNIBLE SPACE SEPARATING THE PARALLEL LINES OF A DOUBLE LINE SHOULD NOT EXCEED TWO TIMES THE LINE WIDTH OF A SINGLE LINE.

REV. 2-22-88: ADDED EDGELINES, NOTES AND VARIOUS STRIPING AND MARKING DETAILS. CHANGED DWG. NO. FROM T-M-7 TO T-M-1. CHANGED SPACING & LOCATION OF VARIOUS RAISED PAVEMENT MARKERS. ADDED MARKING ABBREVIATIONS.

REV. 3-20-91: CHANGED TYPE 2 PAVEMENT MARKERS (CLEAR) TO MONO-DIRECTIONAL PAVEMENT MARKERS (CLEAR) AND CHANGED TYPE 1 PAVEMENT MARKERS (YELLOW) TO BI-DIRECTIONAL MARKERS (YELLOW). REDREW SHEET.

REV. 10-26-92: ADDED GENERAL NOTE Ⓒ.

REV. 7-29-98: REVISED DISTANCE BETWEEN EDGELINE PAVEMENT MARKING AND EDGELINE FROM 4" TO 2".

REV. 4-15-04: CHANGED SPACING BETWEEN DOUBLE LEFT TURN ARROWS TO COMPLY WITH 2003 MUTCD.

REV. 11-1-11: UPDATED TYPICAL DETAILS TO CONFORM WITH 2009 MUTCD STANDARD DETAILS.

REV. 7-24-14: ADDED PAVEMENT MARKING TABLE.

REV. 7-5-17: CORRECTED SSWL AND DSYL BLOW-UP DETAILS. ADDED ITEM NO'S TO BLOW-UP DETAIL DESCRIPTIONS.

REV. 06-28-19: REVISED DETAIL INSETS. REMOVED PAVEMENT MARKING TABLE AND REDREW SHEET.

REV 01-24-25: UPDATED TYPICAL DETAILS TO CONFORM TO MUTCD 11TH EDITION.

MINOR REVISION -- FHWA APPROVAL NOT REQUIRED

STATE OF TENNESSEE
STANDARD DRAWING
DEPARTMENT OF TRANSPORTATION

DETAILS OF PAVEMENT MARKINGS FOR CONVENTIONAL ROADS AND MARKING ABBREVIATIONS

T-M-1

NOT TO SCALE

1/21/2025 8:48:02 AM
H:\2612618\0 - Tennessee DOT Road Design Manual\004 - TDOT Traffic Design Updates\design_CAD\Pavement Markings (M)\TM1.dgn
LLP