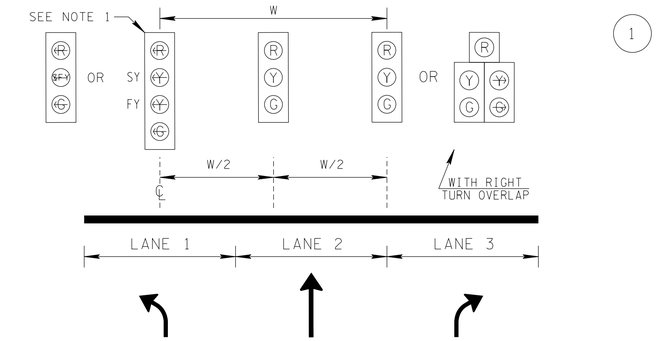


FLASHING YELLOW ARROW PROTECTIVE/PERMISSIVE LEFT TURN PHASING

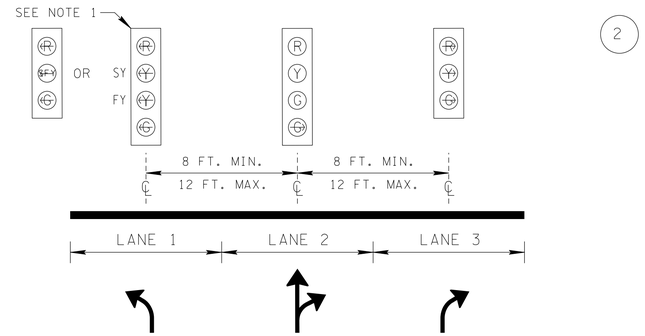


FLASHING YELLOW ARROW PROTECTIVE/PERMISSIVE LEFT TURN PHASING

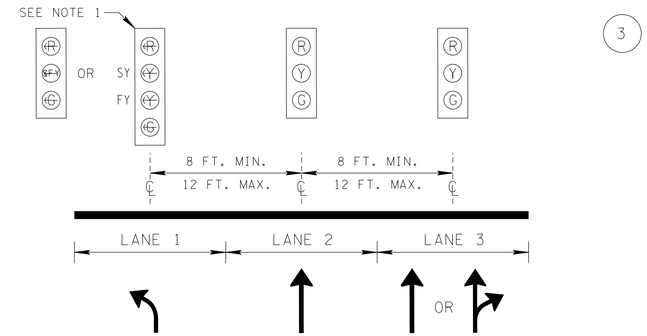


FLASHING YELLOW ARROW PROTECTIVE/PERMISSIVE LEFT TURN PHASING

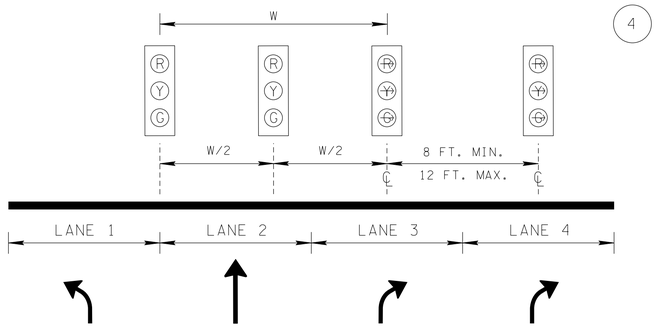


PERMISSIVE LEFT TURN PHASING WITH/WITHOUT RIGHT TURN OVERLAP

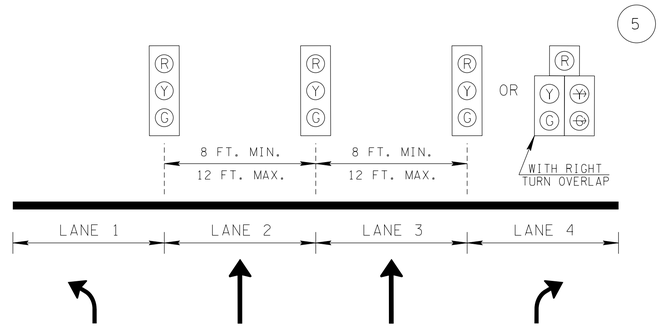


PERMISSIVE LEFT TURN PHASING

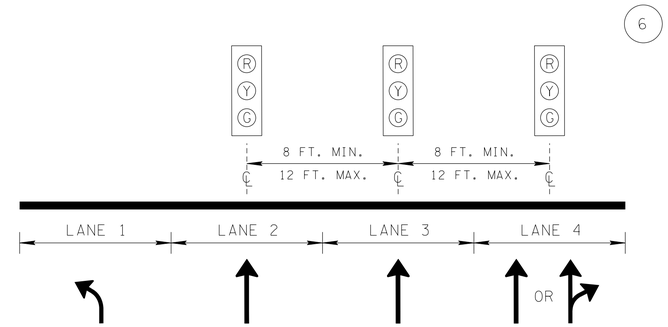


PERMISSIVE LEFT TURN PHASING

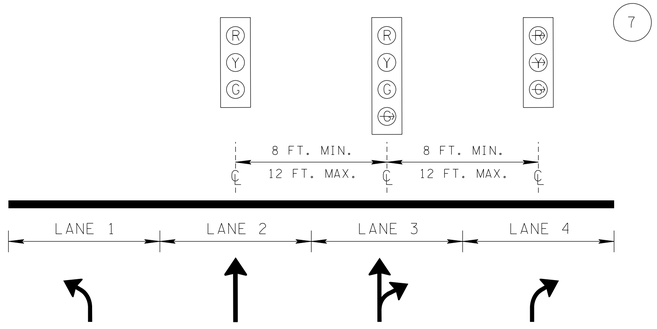


PERMISSIVE LEFT TURN PHASING

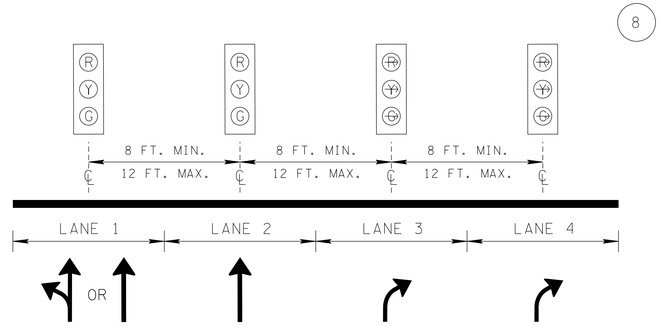


PERMISSIVE THROUGH PHASING OR PERMISSIVE LEFT TURN PHASING WITH/WITHOUT RIGHT TURN OVERLAP

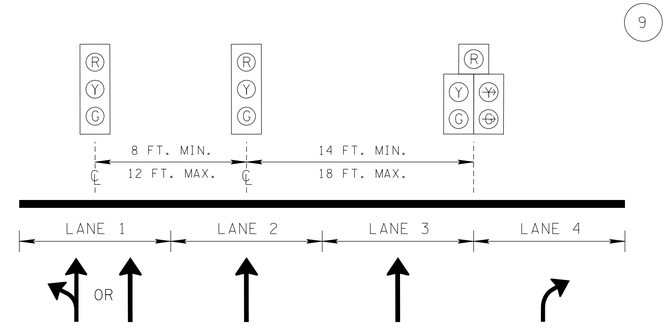


PERMISSIVE THROUGH PHASING OR PERMISSIVE LEFT TURN PHASING WITH RIGHT TURN OVERLAP

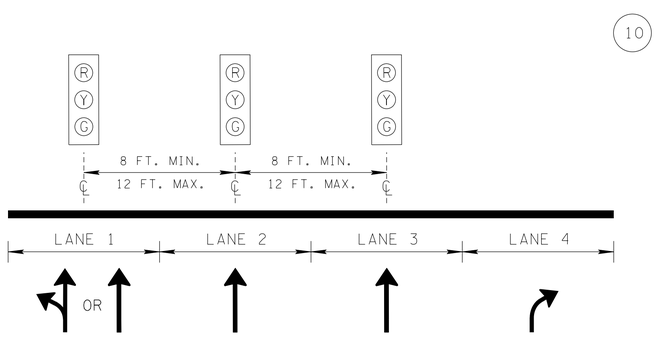


PERMISSIVE THROUGH PHASING OR PERMISSIVE LEFT TURN PHASING WITHOUT RIGHT TURN OVERLAP

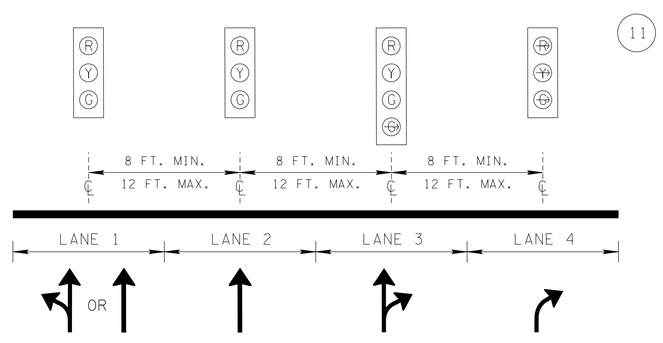


PERMISSIVE THROUGH PHASING OR PERMISSIVE LEFT TURN PHASING

12

REV. 10-21-19: RENAMED NOTE 2 TO NOTE 3. ADDED NOTE 2 AND "SEE NOTE 2" LABELS.

REV. 12-18-25: DELETED NOTE 2 AND NOTE 2 LABELS. ADDED BLOCK NUMBERS TO SHEET.

| LEGEND |
|---|
| SY = STEADY YELLOW ARROW |
| FY = FLASHING YELLOW ARROW |
| SFY = STEADY AND FLASHING YELLOW ARROW |

MINOR REVISION -- FHWA APPROVAL NOT REQUIRED.

NOTE 1: WHERE THERE IS AN OPPOSITE LEFT TURN LANE APPROACH IN THE SAME ALIGNMENT AS THE LEFT TURN LANE, THE LEFT TURN SIGNAL HEAD IS OFFSET TWO FEET (MIN.) CLOSER TO THE THROUGH LANE IN ORDER TO INCREASE THE APPROACH'S SIGNAL HEAD VISIBILITY.

NOTE 2: DELETED

NOTE 3: SEE THE CURRENT EDITION OF THE MUTCD FOR ADDITIONAL INFORMATION REGARDING SIGNAL HEAD PLACEMENTS.

STATE OF TENNESSEE
DEPARTMENT OF TRANSPORTATION

# TYPICAL SIGNAL HEAD PLACEMENT

THREE-LANE AND FOUR LANE APPROACHES

6-27-16 | T-SG-7H

2/19/2025 1:18:04 PM
C:\Users\JJL706\OneDrive - Tennessee\Documents\Traffic Services\T-SG-7 Series Standard Drawings w. DGN's\TSG7A-S_JJL72020_Updates.dgn