

3/26/2025 11:44:12 AM
H:\26\26180 - Tennessee DOT Road Design Manual\004 - TDOT Traffic Design Updates\design\CAD\Work Zone (WZ)\TWZ35.dgn

DESCRIPTION	
①	SIGNAL HEAD ASSEMBLY (130 WITH BACKPLATE)
②	SIGNAL CABLE - 5 CONDUCTOR
A	③ SIGNAL CABLE - 7 CONDUCTOR OR 12 CONDUCTOR
	④ SPAN WIRE ASSEMBLY (12,500 LB. MINIMUM BREAKING STRENGTH)
	⑤ TETHER WIRE ASSEMBLY - 1/4" DIAMETER
B	⑥ STEEL CONDUIT RISER ASSEMBLY
	⑦ DETECTOR AMPLIFIERS WITH CABINET
	⑧ FOUR PHASE ACTUATED CONTROLLER WITH CABINET OR EIGHT PHASE ACTUATED CONTROLLER WITH CABINET
	⑨ SHIELDED DETECTOR CABLE
	⑩ WOOD POLE (SIGNAL SUPPORT) CL. 3, 35' LENGTH
	⑪ GUYING DEVICE (VERTICAL ANCHOR)
	⑫ MESSENGER CABLE - 1/4" DIAMETER
	⑬ VEHICLE LOOP DETECTOR
	⑭ SAW SLOT
	⑮ LOOP WIRE

A FOR LONG CABLE RUNS (GREATER THAN 2500') WHERE VOLTAGE DROP IS EXCESSIVE, CONTRACTOR SHALL USE NO. 12 AWG CONDUCTORS.

B POLE MOUNTED

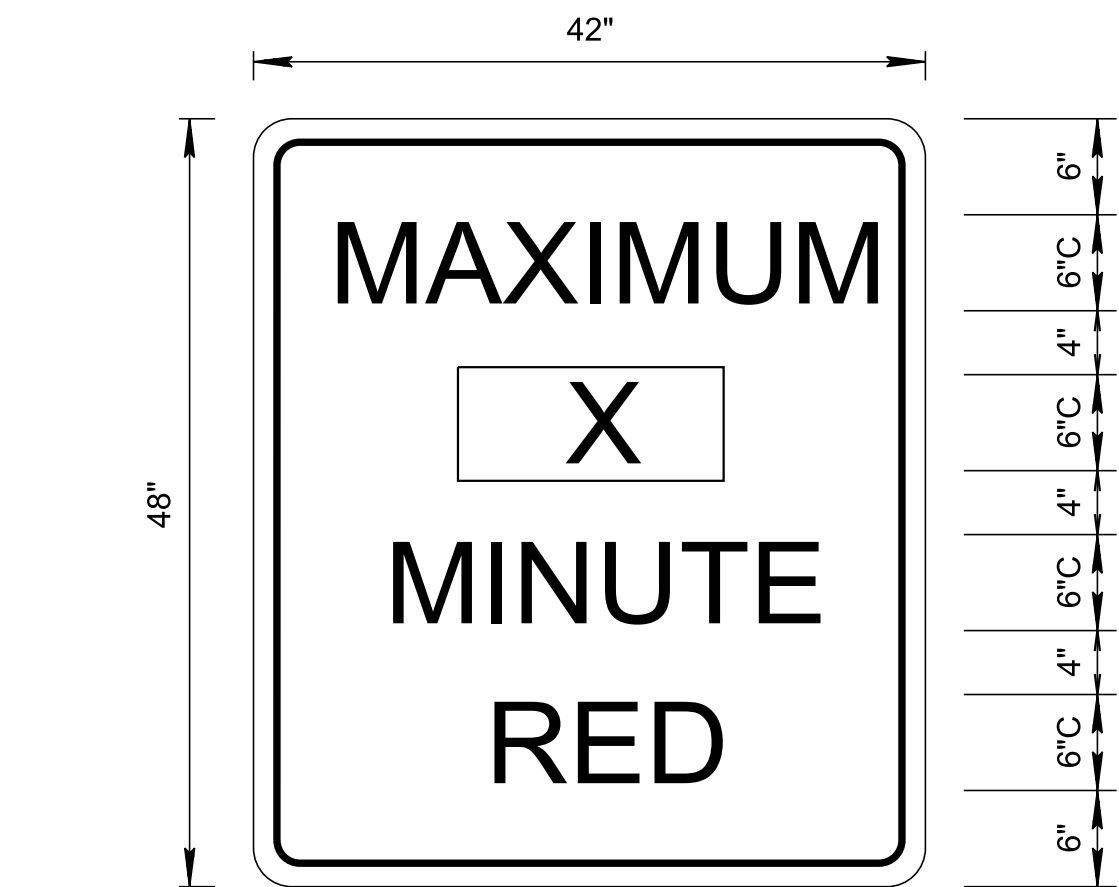
TRAFFIC CONTROL ITEMS (SIGNALS)

THE COST OF THE ABOVE ITEMS SHALL BE INCLUDED IN THE PRICE BID FOR ITEM NO. 730-40, TEMPORARY TRAFFIC SIGNAL SYSTEM (EACH).


STANDARD SIGNS		
DESIGNATION	LEGEND	SIZE*
W20-1	ROAD WORK 1/2 MILE	48" X 48"
W20-1	ROAD WORK 1500 FT.	48" X 48"
W20-1	ROAD WORK 500 FT.	48" X 48"
W20-1	ROAD WORK AHEAD	48" X 48"
W20-4	ONE LANE ROAD 1500 FT.	48" X 48"
W3-3	SIGNAL AHEAD (SYMBOL)	48" X 48"
W20-7	FLAGGER AHEAD (SYMBOL) WITH SUPPLEMENTAL PLATE	48" X 48" 24" X 18"
R10-6	STOP HERE ON RED	36" X 48"
R10-6 (MOD.)	STAY IN LANE TO EXT. GREEN	30" X 42"
R10-11A	NO TURN ON RED	36" X 48"
G20-2	END ROAD WORK	36" X 18"
W1-4aR	LANE SHIFT (SYMBOL)	48" X 48"



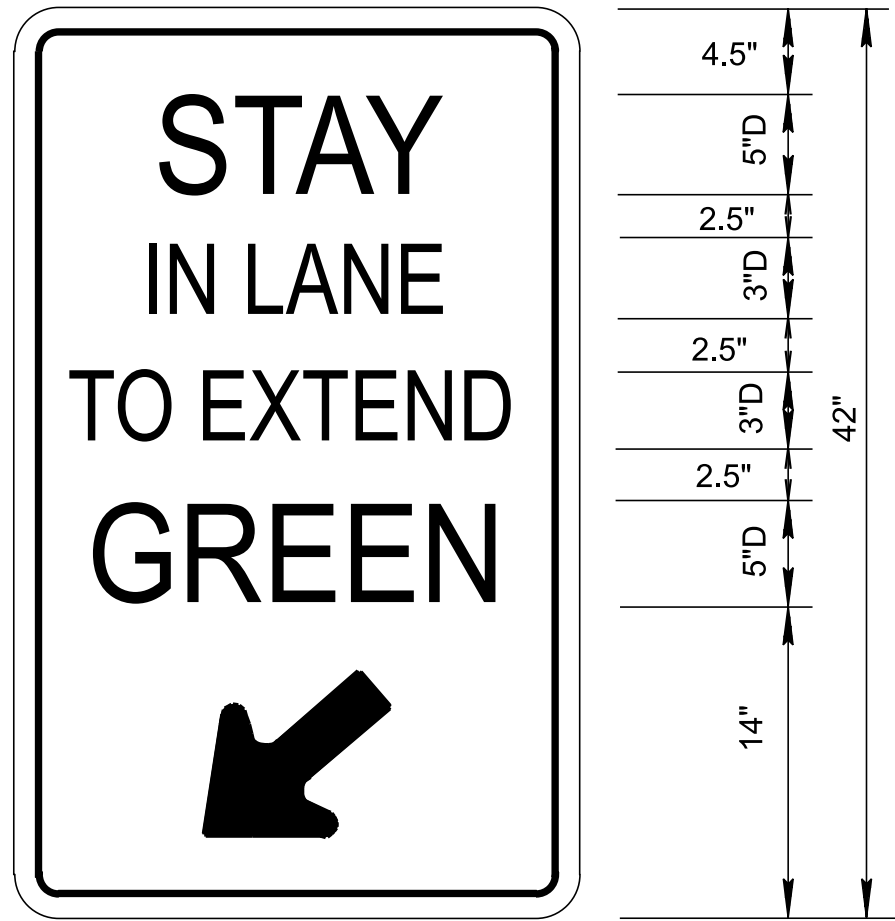
LEGEND
BLACK
BACKGROUND
ORANGE



LEGEND
BLACK
BACKGROUND
WHITE (REFLECTIVE)

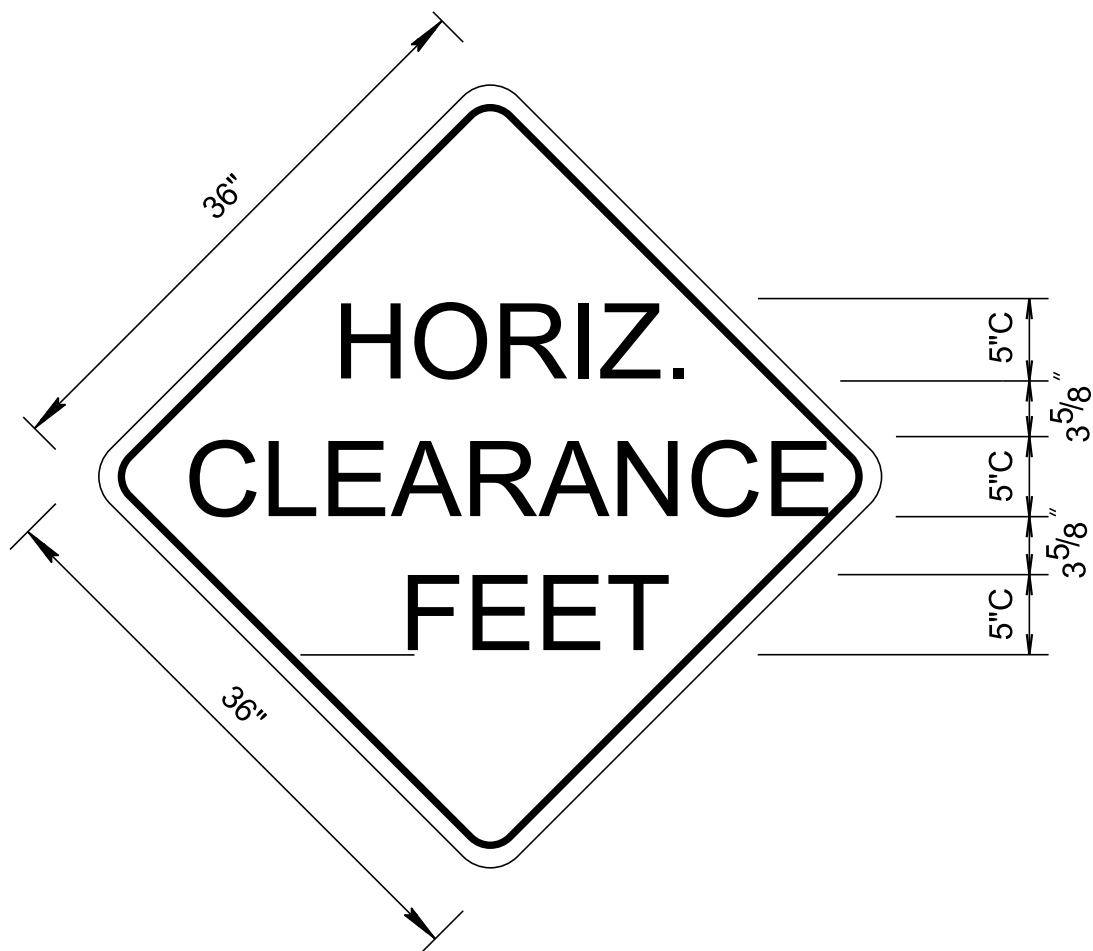


LEGEND
BLACK
BACKGROUND
WHITE (REFLECTIVE)

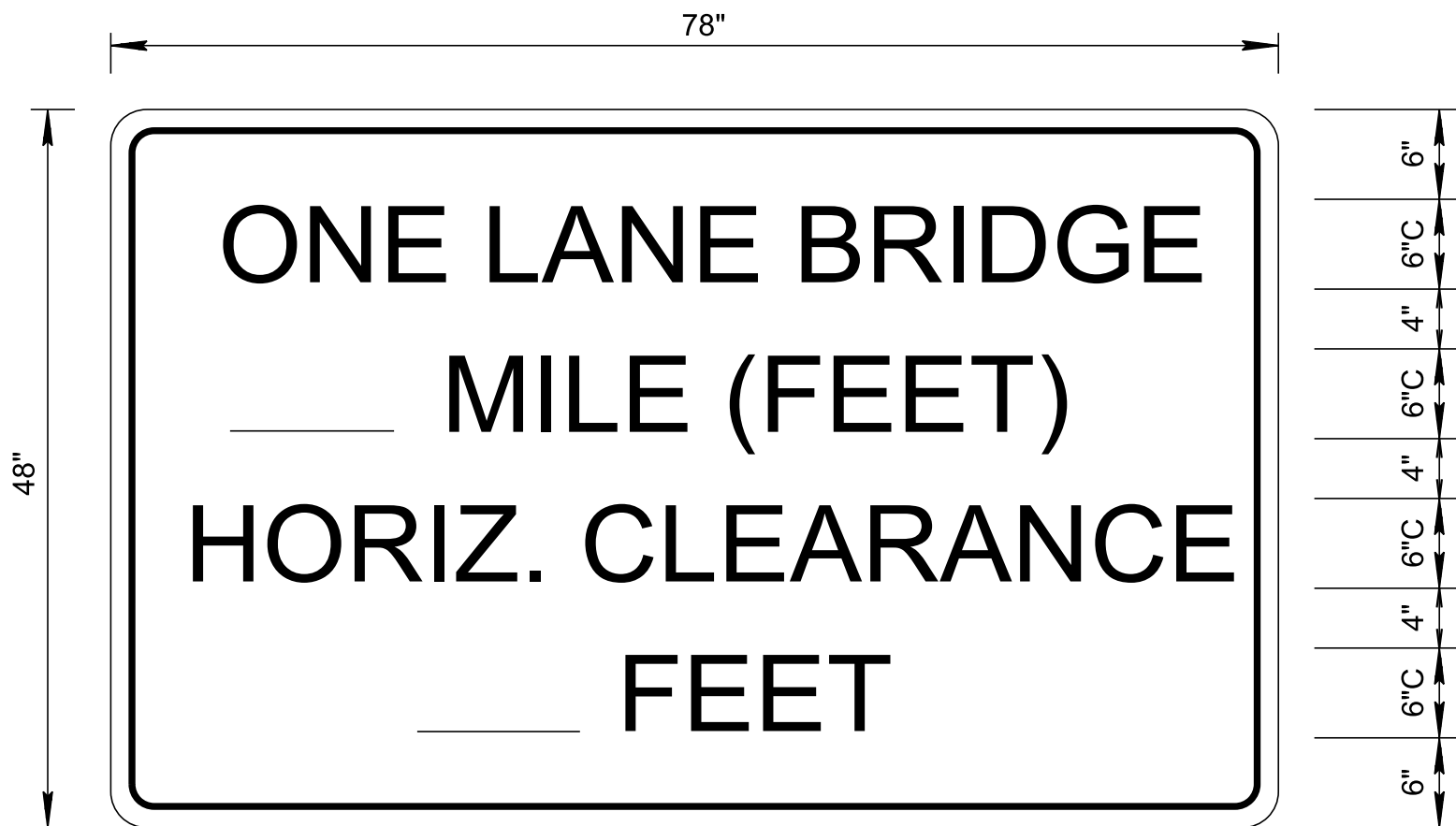


R10-6 (MOD.)

LEGEND
BLACK
BACKGROUND
WHITE (REFLECTIVE)



LEGEND
BLACK
BACKGROUND
ORANGE



LEGEND
BLACK
BACKGROUND
ORANGE

DISTANCES AND LOCATIONS AS NOTED IN PLANS

SPECIAL SIGN DETAILS
SEE STANDARD DRAWING T-WZ-34
FOR SIGNING NOTES

- REV. 9-17-82: NUMBERS TO MEMO
- DELETED ITEM AND NOTE REFERRING TO DESIGNERS.
- REV. 3-22-85: "FLAGMAN" TO "FLAGGER". REVISED SIGNAL ITEM DESCRIPTIONS.
- CHANGED
- REV. 10-24-86: REVISED TRAFFIC CONTROL ITEMS.
- REV. 1-19-92: REDREW AND REORGANIZED SHEET. MODIFIED DESCRIPTION BLOCK AND ADDED NEW SIGNS.
- REV. 5-16-94: CHANGED CONSTRUCTION SIGNS TO CONFORM TO REVISED PART VI, M.U.T.C.D., DATED 9-3-93.
- REV. 9-5-94: MODIFIED STANDARD SIGN TABLE TO REFLECT CHANGES MADE ON STANDARD DRAWING NO. T-CP-1.
- REV. 6-13-95: ADDED "ROAD WORK AHEAD" SIGN TO STANDARD SIGN TABLE.
- REV. 12-1-95: ADDED R10-6 (MOD.)
- REV. 5-27-98: CHANGED DRAWING NO. FROM T-CP-3 TO T-WZ-35.
- REV. 12-18-99: ADDED SIGN R10-6 TO SHEET.
- REV. 7-29-03: IN STANDARD SIGNS BLOCK CHANGED SIZE OF END ROAD WORK CONSTRUCTION FROM 48" X 24" TO 36" X 18".
- REV. 4-2-12: CHANGED TEXT SPACING AND SIZE ON BE PREPARED TO STOP SIGN, UPDATED SIGN W20-7A TO W20-7 AND G20-2A TO G20-2.
- REV. 03-26-25 UPDATED TO CONFORM TO MUTCD 11TH EDITION.

FHWA
APPROVAL NOT REQUIRED

CROSS REFERENCE DRAWINGS
FOR THIS SHEET: T-WZ-32,
T-WZ-33 AND T-WZ-34.

STATE OF TENNESSEE
STANDARD
DRAWING
DEPARTMENT OF TRANSPORTATION

TRAFFIC CONTROL PLAN
PAY ITEM AND SIGN
DETAILS FOR TRAFFIC
SIGNAL AT TWO LANE
BRIDGE RECONSTRUCTION
SITE

5-27-98

T-WZ-35