REV. 6-1-09: REVISED PEDESTAL POLE HEIGHT DIMENSION ADDED LOCKING SCREW.

REV. 6-27-16: ADDED SIGN NUMBERS TO AND REVISED DIMENSIONS OF ALL SIGNS. REVISED VERTICAL CLEARANCE DIMENSION OF FLASHING INTERSECTION BEACON DETAIL.

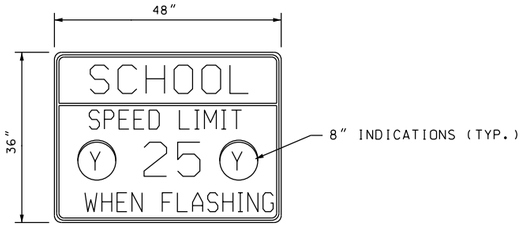

TN-8-OH

8" OVERHEAD FLASHING
SCHOOL ZONE SPEED LIMIT BEACON

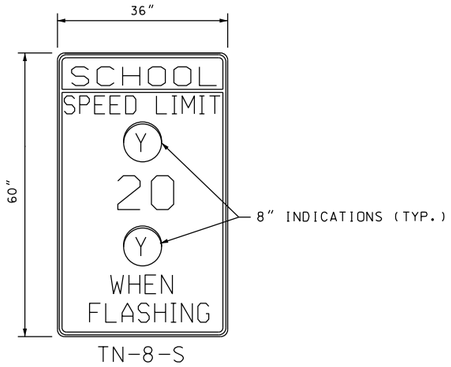

TN-8-S

8" POLE MOUNTED FLASHING
SCHOOL ZONE SPEED LIMIT BEACON

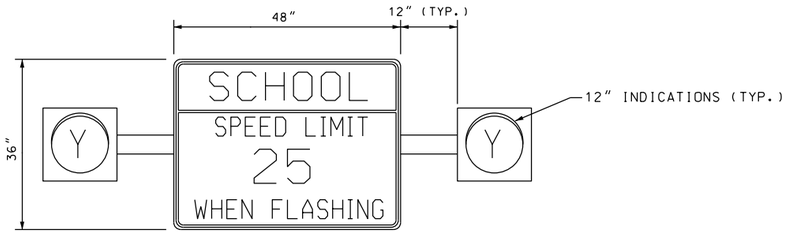

TN-8-OH (MOD.)

12" OVERHEAD FLASHING
SCHOOL ZONE SPEED LIMIT BEACON

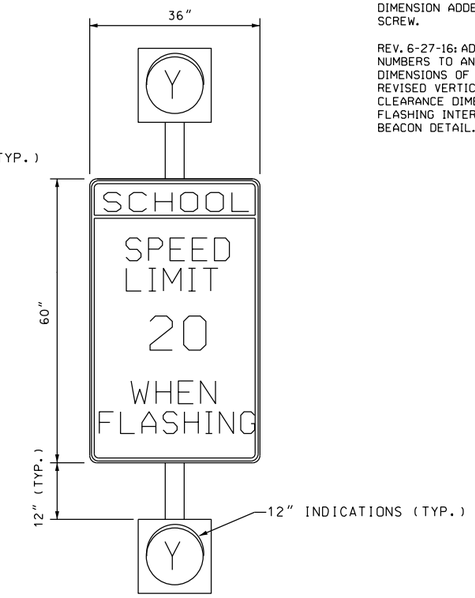

TN-8-S(MOD.)

12" POLE MOUNTED FLASHING
SCHOOL ZONE SPEED LIMIT BEACON

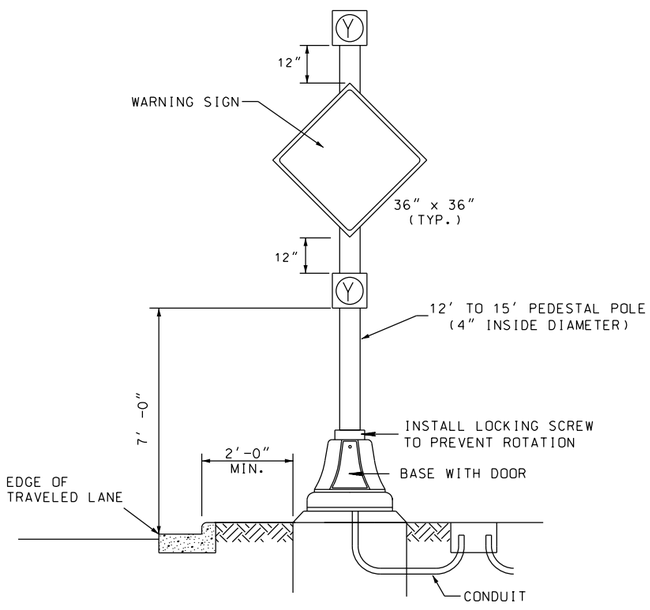

FLASHING WARNING BEACON

SEE STD. DWG. NO. T-SG-10 FOR FOUNDATION DETAILS & NOTES

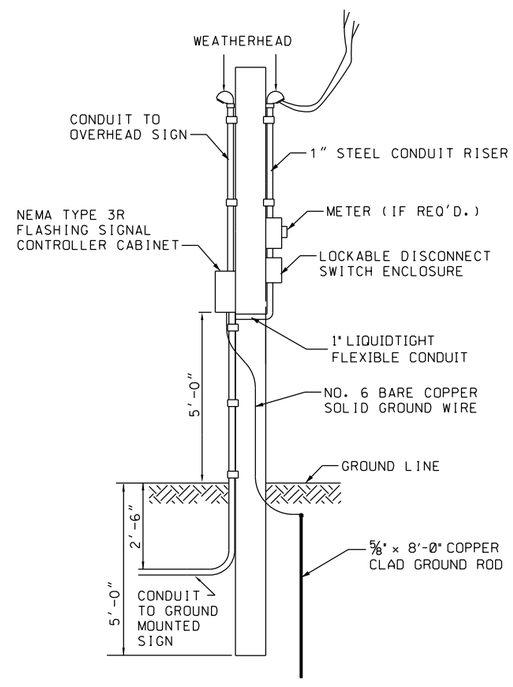

FLASHER CABINET AND
ELECTRICAL SERVICE

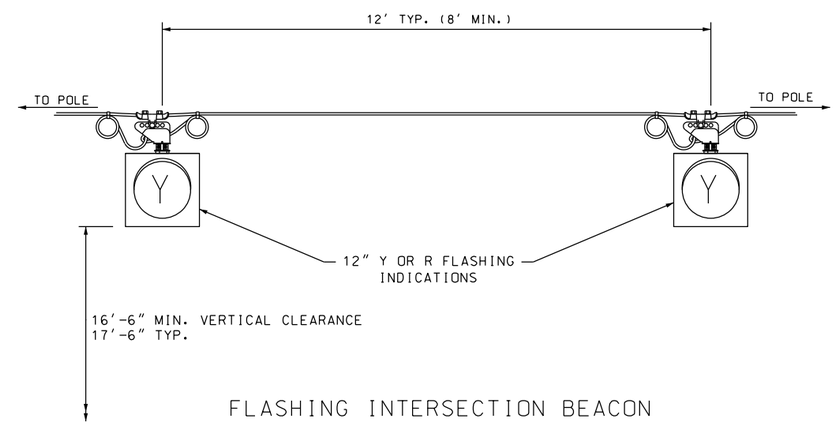

FLASHING INTERSECTION BEACON

GENERAL NOTES

(A) THE FLASHER CONTROLLER SHALL BE ENCLOSED IN A NEMA 3R RAINTIGHT, LOCKABLE ENCLOSURE.

(B) SIGNAL INDICATIONS SHALL BE MOUNTED 12" FROM WARNING SIGNS. (EXCEPT 8" INDICATIONS MOUNTED INSIDE SCHOOL ZONE SPEED LIMIT BEACON.)

(C) SIGNAL INDICATIONS FOR FLASHING WARNING BEACON AND SCHOOL ZONE SPEED LIMIT BEACON SHALL FLASH ALTERNATELY.

(D) SIGNAL INDICATIONS FOR FLASHING INTERSECTION BEACON TO FLASH SIMULTANEOUSLY.

MINOR REVISION -- FHWA APPROVAL NOT REQUIRED.

STATE OF TENNESSEE
DEPARTMENT OF TRANSPORTATION

FLASHING
BEACON
DETAIL

7-29-04 | T-SG-13

$$$$SYTIME$$$$$$$
$$$$DGNSPEC$$$$$$$