STD157.DGN

CONST. NO.		
PROJECT NO.	YEAR	SHEET NO.
	2000	

REVISIONS

NO.	DATE	BY	BRIEF DESCRIPTION

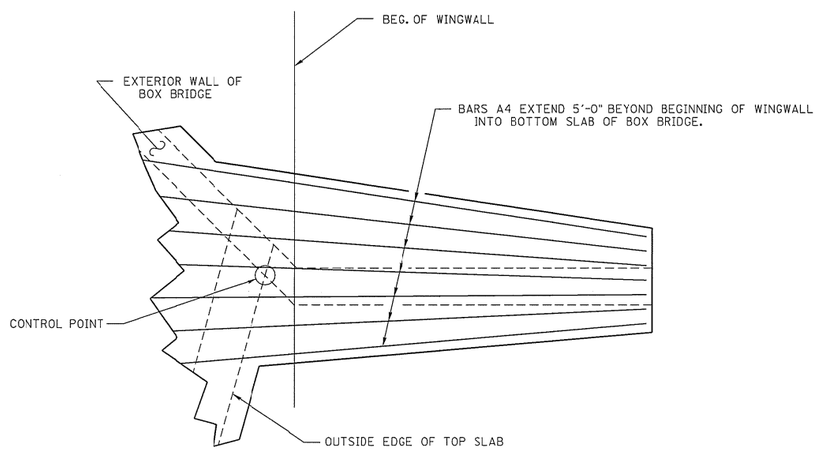

PLAN OF WING FOOTING DETAIL FOR CONCRETE BOX BRIDGE

NOTE: FOR CROSS SECTION OF WINGWALL & FOOTING, SEE "SECTION" ON SHEET STD-15-12.

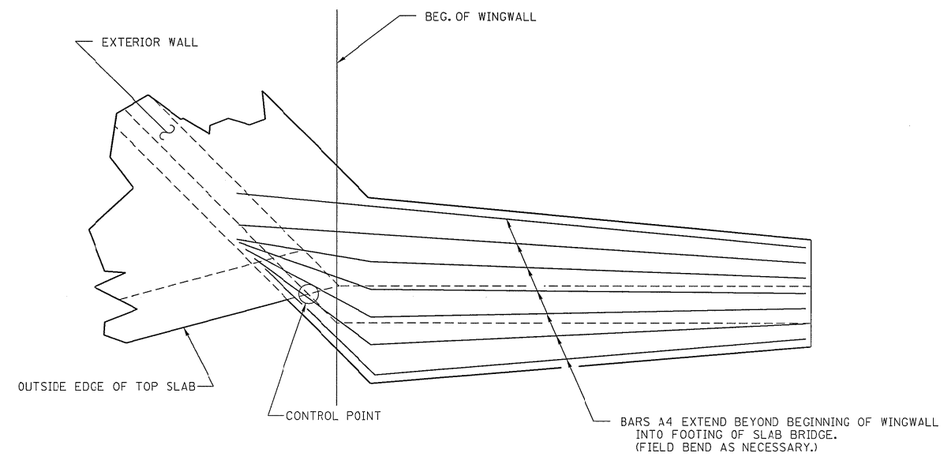

PLAN OF WING FOOTING DETAIL FOR SLAB TYPE BRIDGE

NOTE: FOR CROSS SECTION OF WINGWALL & FOOTING, SEE "SECTION" ON SHEET STD-15-12.

NOTE: FOR ADDITIONAL INFORMATION ABOUT FOOTINGS & WINGWALLS, SEE TABLE OF WALL DIMENSIONS, REINFORCING STEEL SCHEDULE AND QUANTITIES ON DWG. STD-15-12.

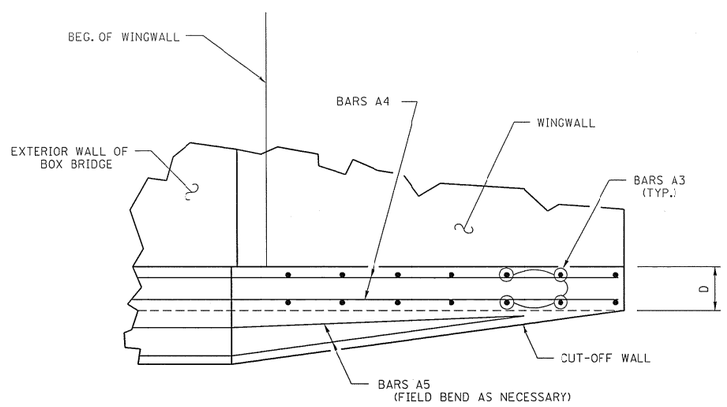

ELEVATION OF WING FOOTING DETAIL FOR CONCRETE BOX BRIDGE

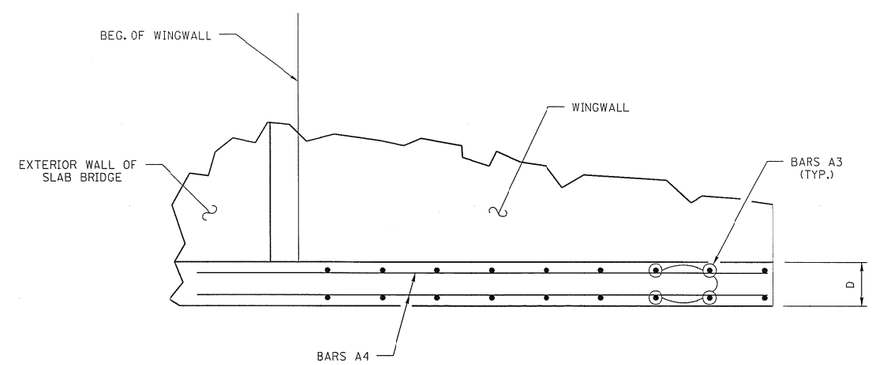

ELEVATION OF WING FOOTING DETAIL FOR SLAB TYPE BRIDGE

STATE OF TENNESSEE
DEPARTMENT OF TRANSPORTATION

WINGWALL DESIGN SECTIONS

STANDARD REINFORCED CONCRETE BRIDGE BOX AND SLAB TYPE

2000

CORRECT Edward P. Wasserman
ENGINEER OF STRUCTURES

DESIGNED BY		DATE	
DRAWN BY	DIANE BUSH	DATE	12-00
SUPERVISED BY	RLH/JWP/MAH	DATE	12-00
CHECKED BY		DATE	

G:\Bentley\Workspace\dgn\std\
27-JAN-2001
08:54

STD-15-13