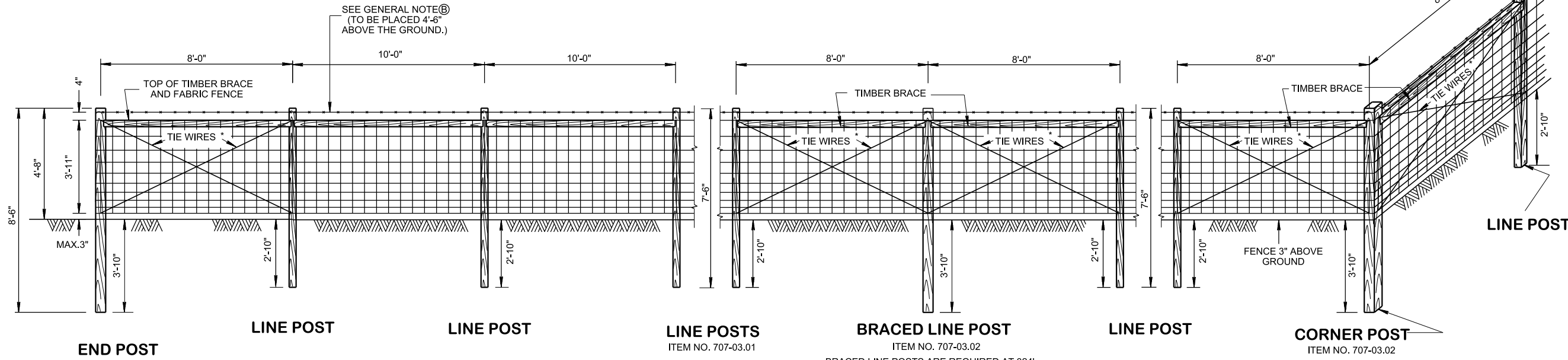


12/5/2019 2:41:34 PM P:\StandDraw\DESIGN STANDARDS\Standards Drawings\Standard Roadway Drawings - CURRENT\In Progress\10-104.00 Roadway, Pavement Appurtenances and Fence IP\104.05 Fence & Right of Way



**END POST**  
ITEM NO. 707-03.02

**LINE POST**

**LINE POST**

**LINE POSTS**  
ITEM NO. 707-03.01

**BRACED LINE POST**  
ITEM NO. 707-03.02

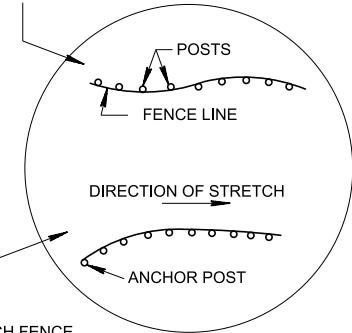
**LINE POST**

**CORNER POST**  
ITEM NO. 707-03.02

\* NOTE REGARDING TIE WIRES:  
NO. 9 GAUGE DOUBLE STRAND GALVANIZED  
TIE WIRE TWISTED TO SINGING TIGHTNESS,  
DOUBLE WRAPPED AROUND POSTS.

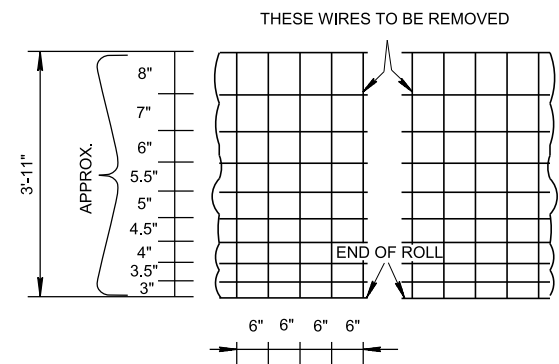
BRACED LINE POSTS ARE REQUIRED AT 324'  
MAXIMUM INTERVALS FROM THE BEGINNING  
CORNER FOR THE FIRST ROLL. BRACED LINE  
POSTS ARE REQUIRED AT 330' MAXIMUM  
INTERVALS AFTER THE FIRST ROLL FROM  
THE BEGINNING CORNER. THIS SPACING WILL  
PERMIT A 6' LENGTH OF FABRIC TO EXTEND  
BEYOND THE BRACED LINE POST ASSEMBLY  
FOR ATTACHING THE STRETCHING DEVICE  
AND FOR SPLICING TO THE NEXT ROLL.

ALWAYS PUT THE WIRE ON  
THE OUTSIDE OF THE POST  
ON THE CURVE SO THAT IT  
PULLS AGAINST THE FENCE  
POSTS.



**DETAIL OF FENCING ON CURVE**

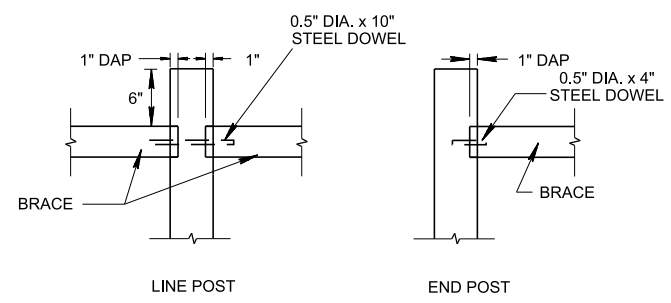
TYPE	SIZE		LENGTH
	ROUND (DIA.)	SQUARE (EDGE WIDTH)	
LINE POST	3 1/2"	3 1/2"	7'-6"
BRACED LINE POST	5"	5"	8'-6"
CORNER POST	5"	5"	8'-6"
END POST	5"	5"	8'-6"
TIMBER BRACE	3 1/2"	3 1/2"	7'-9"



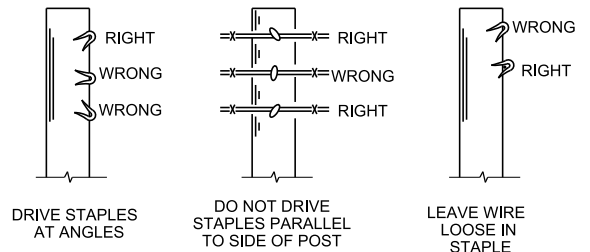
**FARM FENCE WIRE DETAILS**

**GENERAL NOTES**

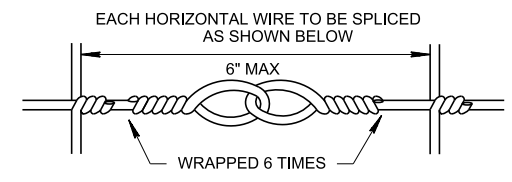
- (A) GALVANIZED STEEL WOVEN WIRE MEETING THE REQUIREMENTS OF ASTM A-116 FOR NO. 11 FARM, DESIGN NO. 1047-6-11, CLASS III COATING OR GALVANIZED HIGH TENSILE STRENGTH STEEL WOVEN WIRE MEETING THE REQUIREMENTS OF ASTM A-116 FOR NO. 12 1/2 FARM DESIGN, CLASS III COATING EXCEPT THAT THE TOP AND BOTTOM STRAND SHALL BE 10 1/2 GAUGE AND THE YIELD STRENGTH SHALL BE EQUIVALENT TO NO. 11 FARM DESIGN 1047-6-11.
- (B) THE BARBED WIRE SHALL CONSIST OF 2 NO. 12 1/2 GAUGE TWISTED STEEL LINE WIRES WITH NO. 14 GAUGE 4-POINT BARBS SPACED NOT MORE THAN 5 IN. APART. IT MAY BE EITHER GALVANIZED OR ALUMINUM COATED. THE GALVANIZED WIRE SHALL MEET THE REQUIREMENTS OF ASTM A-121, CHAIN LINK FENCE GRADE. AT THE OPTION OF THE CONTRACTOR, HIGH TENSILE STRENGTH WIRE WITH BARB SPACING'S AS DESIGNATED ABOVE, MAY BE USED. IF THE CONTRACTOR ELECTS TO FURNISH HIGH TENSILE STRENGTH WIRE, IT SHALL MEET THE REQUIREMENTS OF ASTM A-121, CHAIN LINK FENCE GRADE FOR THE RESPECTIVE WIRE SIZE.
- (C) USE EITHER ROUND POST AND ROUND BRACING OR SQUARE POST AND SQUARE BRACING.
- (D) USE 1.5" LONG NO.9 GAUGE GALVANIZED STAPLES FOR TIMBER POSTS.
- (E) AT ABRUPT CHANGES IN GRADE OR ALIGNMENT STAPLE EVERY LINE WIRE. AT LINE POSTS STAPLE EVERY LINE WIRE IN THE TOP HALF AND ALTERNATE LINE WIRE IN THE BOTTOM HALF. SEE STAPLING DETAILS.
- (F) SEE STANDARD DRAWING S-FG-20 FOR DETAILS OF FENCING OVER DITCHES AND AT OTHER ABRUPT DEPRESSIONS.
- (G) SEE STANDARD SPECIFICATIONS, SUB-SECTION 707.05 REGARDING FURNISHING AND PLACING ADDITIONAL BRACED LINE POSTS WHERE TERRAIN IS IRREGULAR.
- (H) SEE S-F-10C FOR FENCING AT BRIDGES AND CULVERTS.
- (I) IF BARBED WIRE IS BEING USED FOR STOCK FENCE, IT IS TO BE FIVE STRAND BARBED WIRE AND THE TOP STRAND OF BARBED WIRE IS TO BE PLACED 54" ABOVE THE GROUND. THE BOTTOM STRAND OF BARBED WIRE IS TO BE PLACED NOT LESS THAN 6" ABOVE THE GROUND. THE NEXT TO THE BOTTOM STRAND OF BARBED WIRE IS TO BE PLACED NOT LESS THAN THAT 15" ABOVE THE GROUND. PAYMENT WILL BE MADE UNDER ITEM NO.



**TIMBER BRACING DETAILS**



**STAPLING DETAILS**



**SPLICE DETAIL FOR FENCE**

**FENCE LEGEND:** PROPOSED STOCK FENCE ————xx——— , RIGHT-OF-WAY CONTROL ACCESS FENCE ————xx———

- REV. 7-1-72: CHANGED DEPARTMENT NAME.
- REV. 12-7-75: ADDED ITEM NO'S FOR END BRACED LINE AND CORNER POST.
- REV. 1-1-76: CHANGED DRAWING NUMBER FROM RD-F-10(68), (SHEET 2) TO S-F-10a.
- REV. 2-25-77: DELETED BARED WIRE AT BOTTEM OF FENCE, CHANGED POST SPACING ON BRACED LINE POSTS AND CORNER POSTS FROM 10' TO 8'. ADDED NOTES REGARDING FENCING OVER DITCHES AND IRREGULAR TERRAIN.
- REV. 7-17-81: CHANGED ITEM NO. TO AGREE WITH NEW SPECIFICATION BOOK.
- REV. 1-24-08: REDREW SHEET AND CHANGED LENGTH OF ALL FENCE POSTS. ADDED NOTE (H).
- REV. 6-1-09: REMOVED TIE WIRES BETWEEN LINE POSTS. MODIFIED GENERAL NOTE (A). ADDED GENERAL NOTE (E). REVISED LINE POST SPACING.
- REV. 11-15-17: CHANGED FONT. CORRECTED MISPELLINGS. CORRECTED GENERAL NOTE LETTERING. CORRECTED PAY ITEM DESCRIPTION. REWORDED THE BRACED LINE POST NOTE REGARDING MAXIMUM INTERVALS.
- REV. 06-28-2019: REDREW SHEET.

MINOR REVISION - FHWA APPROVAL NOT REQUIRED

STATE OF TENNESSEE  
STANDARD DRAWING  
DEPARTMENT OF TRANSPORTATION

STANDARD RIGHT-OF-WAY STOCK FENCE WITH TIMBER POSTS

707-03.14, FIVE STRAND BARBED WIRE FENCE, L.F.  
707-03.01 STOCK FENCE, L.F.  
707-03.02 END, BRACED LINE, CORNER POST ASSEMBLY (STOCK FENCE), EACH