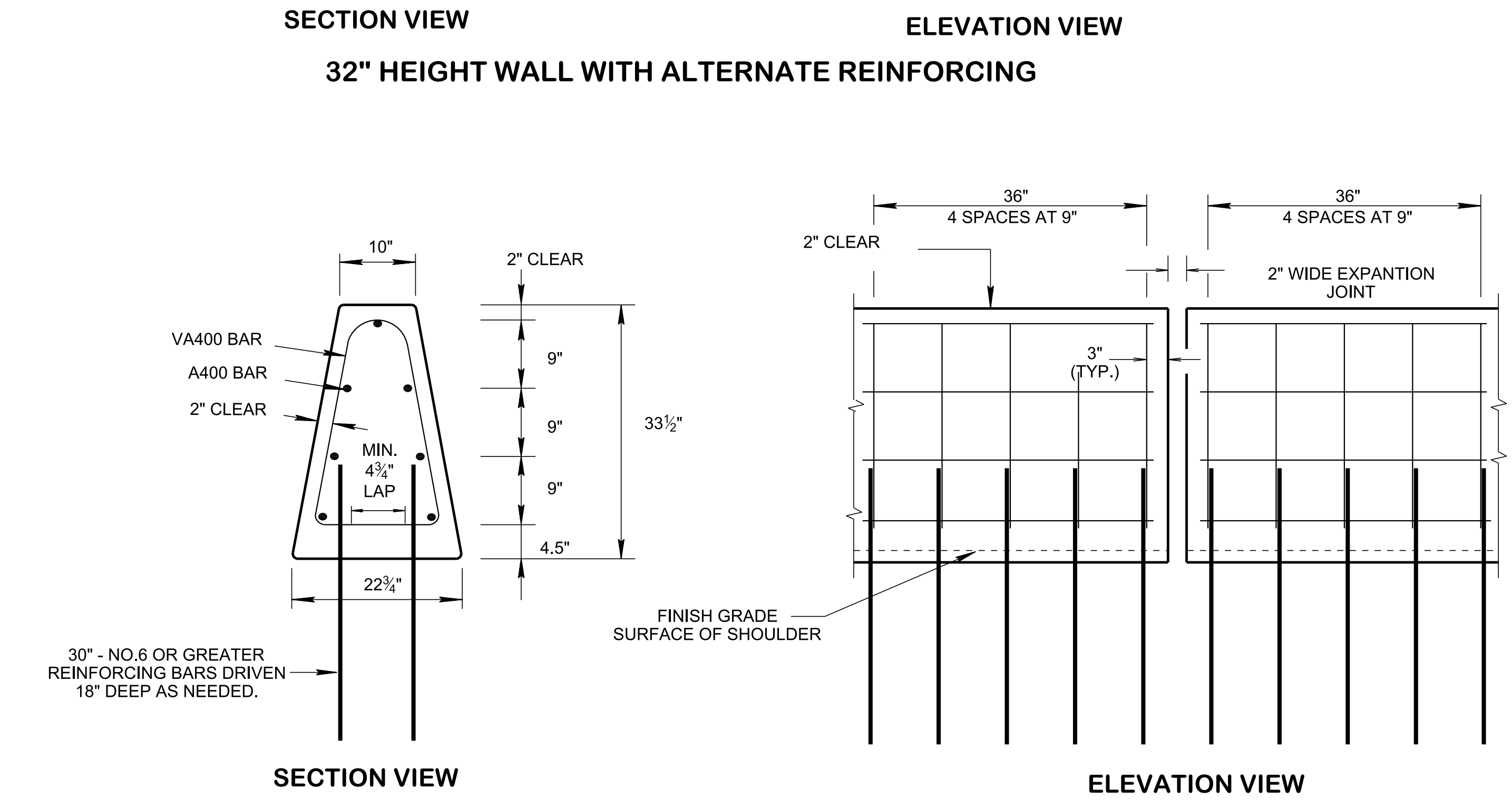
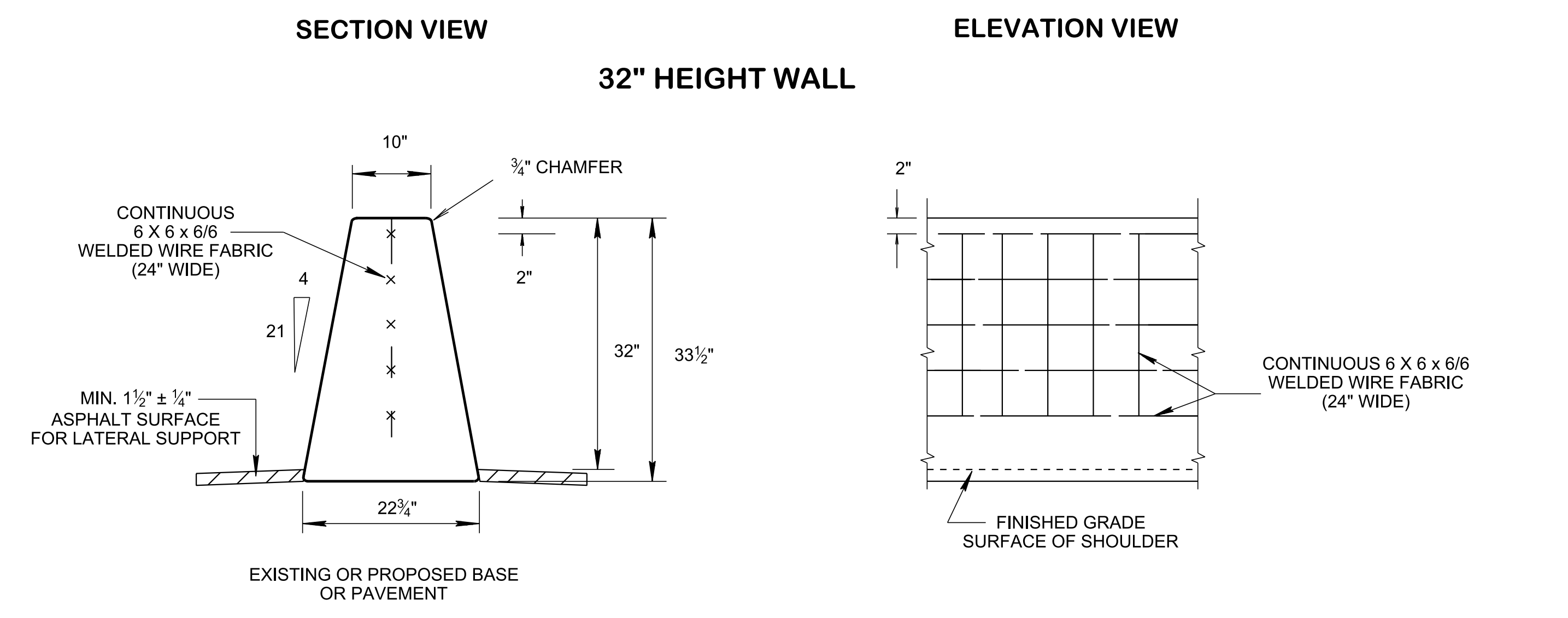
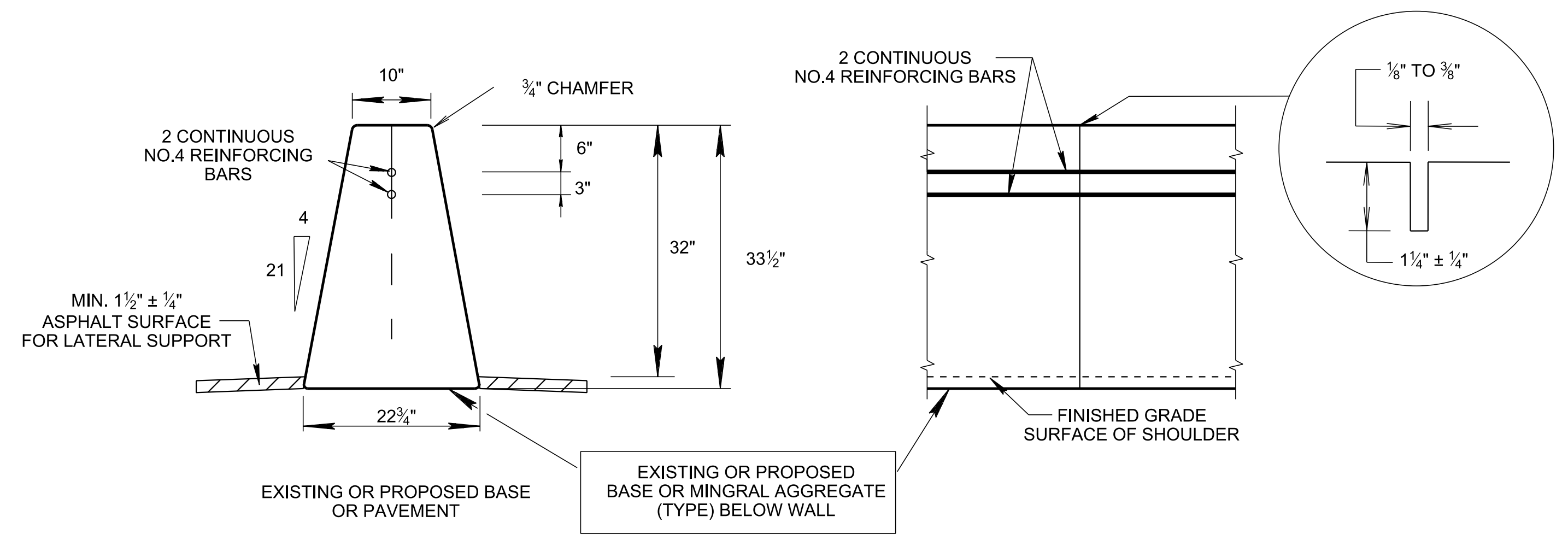
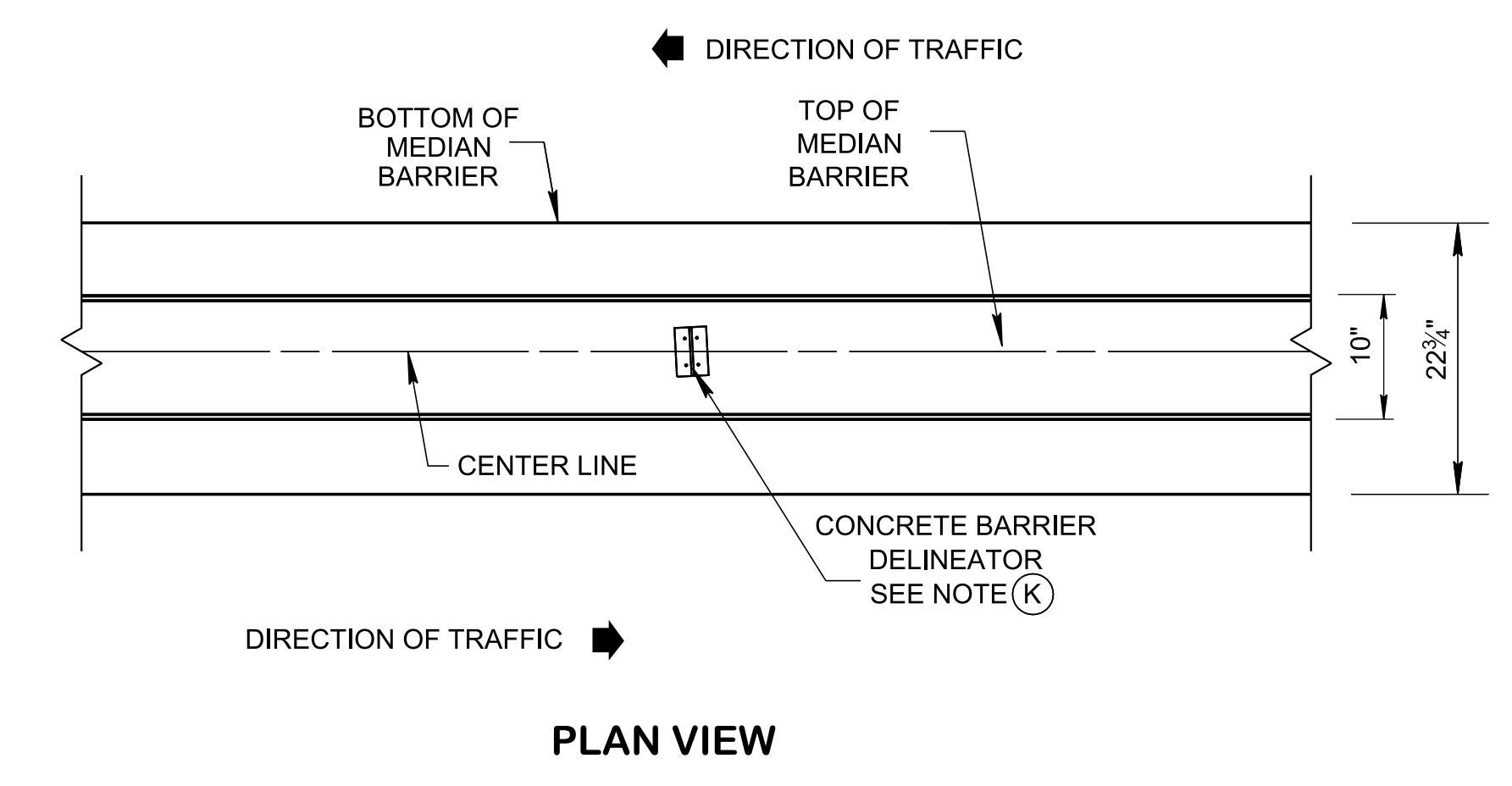


1/24/2022 1:22:09 PM P:\StandDraw\DESIGN STANDARDS\Standards Drawings Library\Standard Roadway Drawings - CURRENT\In Progress\10-106.00 Safety Design and Guardrails IP\SSMB1-20 Concrete Median Barriers IP\SSMB1-09



DETAILS OF ADDITIONAL REINFORCING AT THE WALL ENDS OR AT EXPANTION JOINT



NOTE TO DESIGNER

THIS DRAWING IS TO BE USED ON THE MAINTENANCE OF EXISTING 32" MEDIAN BARRIER WALLS ONLY. ON NEW CONSTRUCTION PROJECTS, WHEN THE PROPER SIGHT DISTANCE CANNOT BE ACHIEVED WITH THE USE OF THE 36" MEDIAN BARRIER WALL, THE DESIGNER IS TO USE THE 32" MEDIAN BARRIER WALL. IN ALL OTHER CASES, THE DESIGNER IS TO USE 36" OR 51" MEDIAN BARRIER WALL ON ALL NEW CONSTRUCTION PROJECTS. SEE STANDARD DRAWINGS S-SSMB-1A AND S-SSMB-2 FOR DETAILS.

- GENERAL NOTES**
- (A) CONCRETE BARRIER WALL SHALL BE CONSTRUCTED IN ACCORDANCE WITH STANDARD SPECIFICATIONS FOR ROAD AND BRIDGE CONSTRUCTION, SECTION 711 AND/OR CURRENT SPECIAL PROVISIONS.
 - (B) IF SAWED CONTRACTION JOINTS ARE USED, THE JOINTS MUST BE SAWED WITHIN FOUR (4) HOURS AFTER THE CONCRETE IS PLACED.
 - (C) THE CONTRACTION JOINTS ARE TO BE SPACED AT 20 TO 25 FOOT INTERVALS WHEN CONSTRUCTED ON ASPHALT PAVEMENT. WHEN THE CONCRETE BARRIER WALL IS ATTACHED TO CONCRETE PAVEMENT THE CONTRACTION JOINTS WILL CORRESPOND TO THE JOINTS IN THE CONCRETE PAVEMENT. THE COST OF MATERIAL AND LABOR FOR THE JOINT INSTALLATION SHALL BE INCLUDED IN THE BID PRICE FOR CONCRETE MEDIAN BARRIER.
 - (D) THE CONCRETE BARRIER WALL SHALL BE GIVEN AN APPLIED TEXTURE FINISH. THE COLOR OF THE FINISH SHALL BE WHITE, FEDERAL SPECIFICATION NO. 37886. THE COST OF MATERIALS AND LABOR FOR THE TEXTURE FINISH SHALL BE INCLUDED IN THE BID PRICE FOR CONCRETE MEDIAN BARRIER.
 - (E) THE TWO (2) INCH OPEN EXPANSION JOINTS SHALL BE PLACED AT A MAXIMUM SPACING NOT TO EXCEED 300 FEET. IF FIXED OBJECTS SUCH AS BRIDGE PIERS, BRIDGE ENDS, OVERHEAD SIGN SUPPORTS, OR OTHER FEATURES PROJECTING THROUGH, INTO OR AGAINST THE BARRIER EXIST THAT REQUIRE TWO INCH EXPANSION JOINTS, THEN THE DISTANCE BETWEEN THE EXPANSION JOINTS IS TO BE REDUCED IN ORDER TO ALLOW AN EQUAL DISTANCE BETWEEN JOINTS THAT IS LESS THAN 300 FEET. ALL ADDITIONAL STEEL REQUIRED AT EXPANSION JOINTS TO BE EPOXY COATED REINFORCING STEEL. THE COST OF MATERIAL AND LABOR FOR THE JOINT INSTALLATION SHALL BE INCLUDED IN THE BID PRICE FOR CONCRETE MEDIAN BARRIER.
 - (F) CHAMFER TOP AND END EDGES 3/4 INCH.
 - (G) BAR SPLICES FOR ROADWAY BARRIER SHALL BE A MINIMUM OF 24 TIMES THE NOMINAL DIAMETER OF THE BAR.
 - (H) ANY METHOD DEvised BY THE CONTRACTOR AND APPROVED BY THE ENGINEER THAT WILL ASSURE THE LONGITUDINAL ROADWAY REINFORCING STEEL WILL BE FIXED AGAINST MOVEMENT AND POSITIONED ± 1/2 INCH AS DIMENSIONED WHEN TIED TO THE TRANSVERSE ROADWAY REINFORCING STEEL WILL BE SATISFACTORY.
 - (I) PAYMENT WILL BE MADE UNDER ITEM NO.:
711-05.70, 32IN SINGLE SLOPE CONCRETE BARRIER WALL, L.F.
 - (J) 32" SINGLE SLOPE MEDIAN BARRIER WALL MEETS MASH TL-3 EVALUATION CRITERIA. REFER TO TEST REPORT TTI: 9-1002-5.
 - (K) REFER TO STANDARD DRAWING T-M-18A FOR MEDIAN BARRIER DELINEATOR MOUNTING DETAILS AND NOTES. THE COST OF FURNISHING AND INSTALLING MEDIAN BARRIER DELINEATORS SHALL BE INCLUDED WITH THE BID PRICE FOR CONCRETE MEDIAN BARRIERS.

REV. 8-19-13: REVISED ITEM NUMBER DESCRIPTION.
 REV. 05-01-20: ADDED NOTE TO DESIGNER. REDREW SHEET.
 REV. 07-17-20: REVISED NOTE TO DESIGNER.
 REV. 10-29-2021: DELINEATOR MOUNTING DETAIL AND DELINEATOR NOTES WERE REMOVED. ADDED GENERAL NOTE (K) FOR DELINEATOR MOUNTING DETAILS REFERENCE STD. DWG. AND PLAN VIEW.
 REV. 01-28-2022: THE NCHRP 350 TL-4 NOTE WAS REPLACED WITH A MASH TL-3 NOTE ON GENERAL NOTE (J).

STATE OF TENNESSEE
 STANDARD DRAWING
 DEPARTMENT OF TRANSPORTATION
32" SINGLE SLOPE CONCRETE BARRIER WALL
 10-31-2007 S-SSMB-1