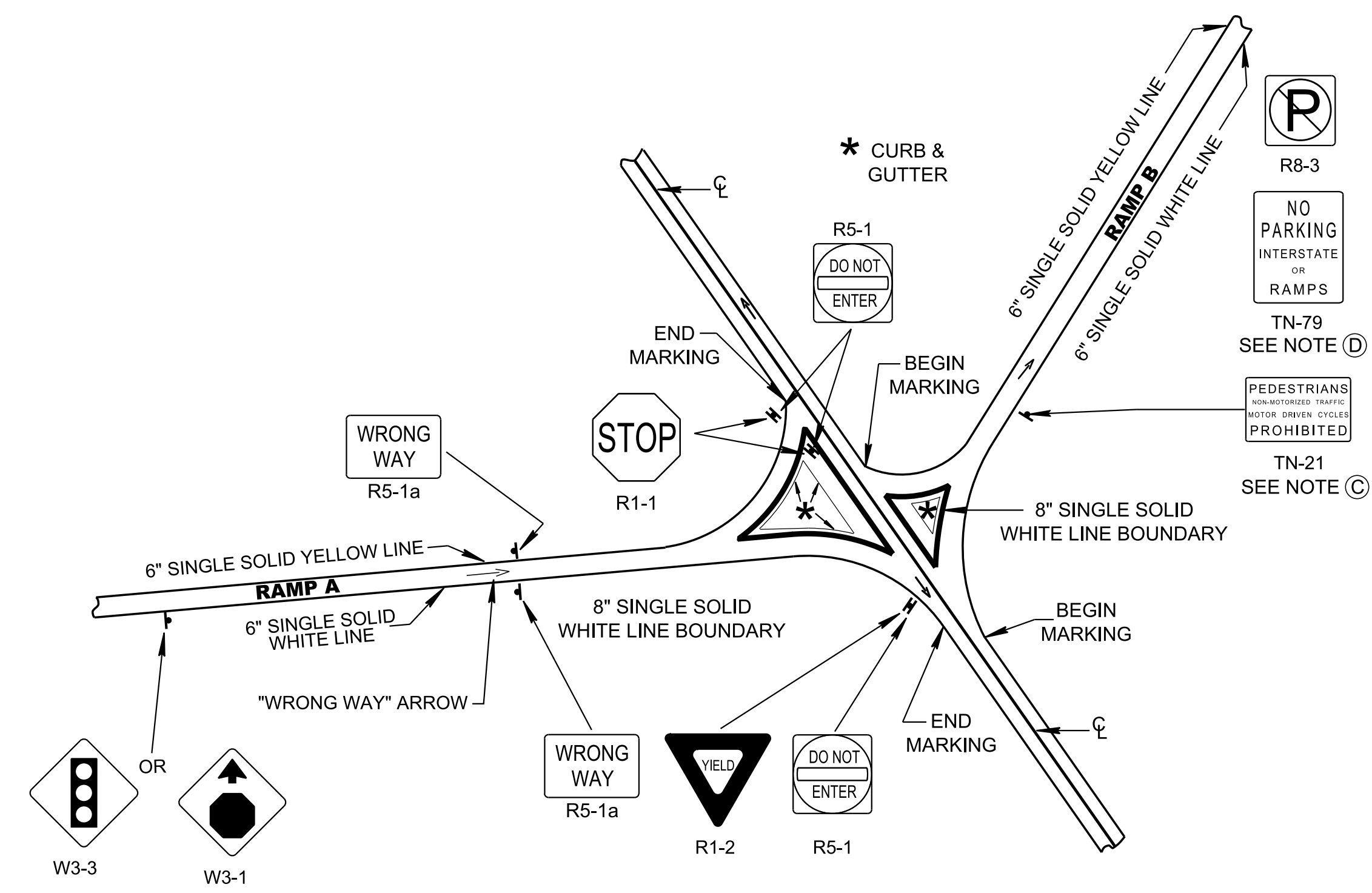
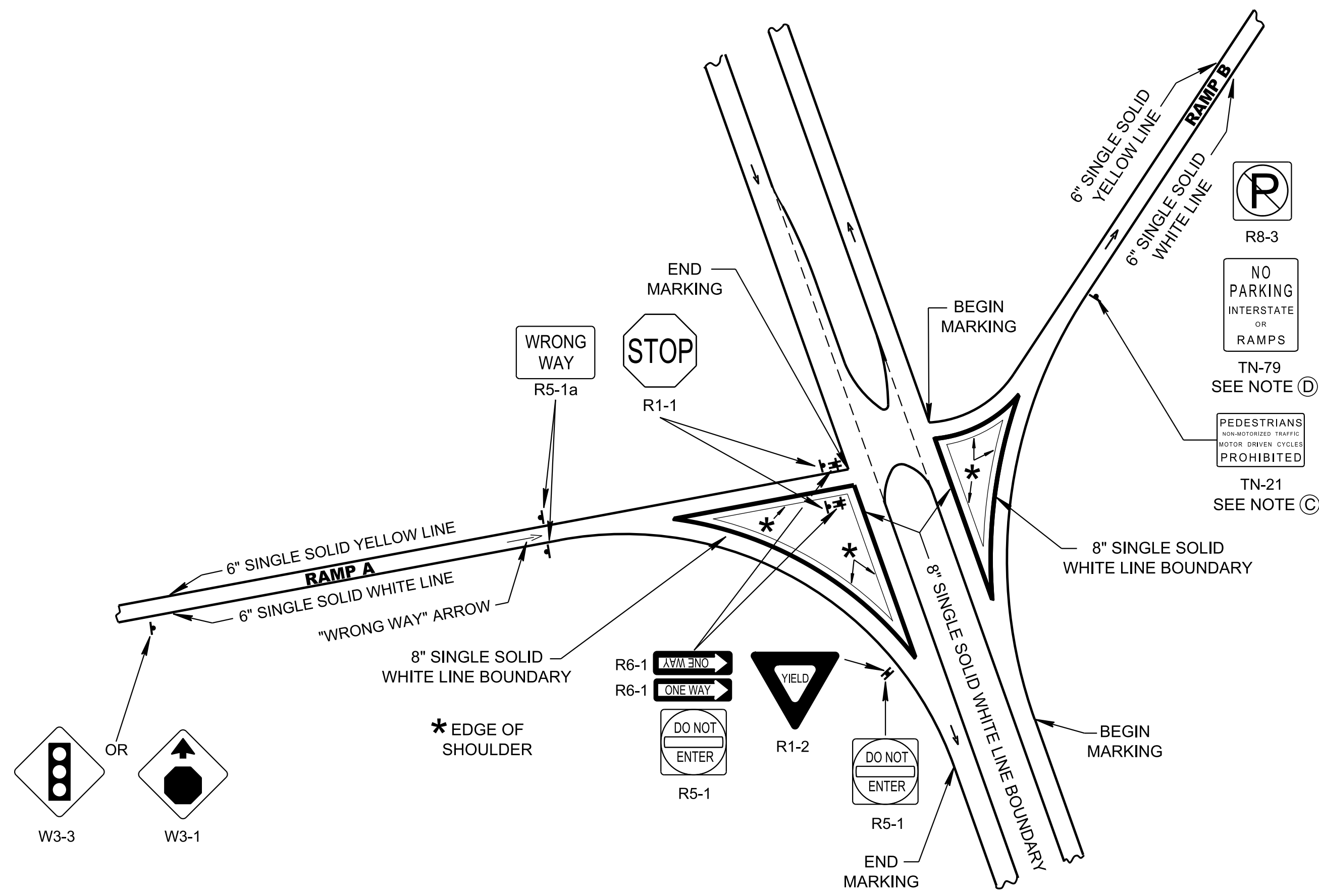


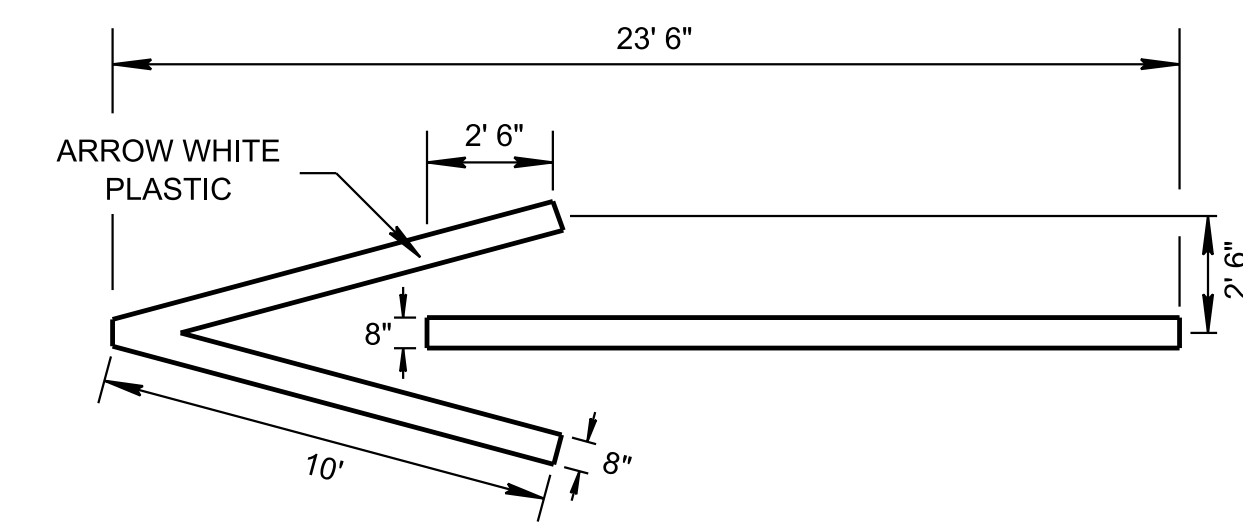
DETAIL SHOWING RAMP INTERSECTION (WITHOUT ISLANDS)



DETAIL SHOWING RAMP INTERSECTION (WITH RAISED ISLANDS)



DETAIL SHOWING RAMP INTERSECTION (WITH DEPRESSED ISLANDS)



WRONG WAY PAVEMENT ARROW DETAILS  
PAVEMENT FOR WRONG WAY PAVEMENT ARROW IN PLACE WILL BE MADE UNDER ITEM NUMBER 716-04.06 PLASTIC PAVEMENT MARKING (WRONG WAY ARROW) PER EACH.

- GENERAL NOTES**
- (A) SEE STANDARD DRAWING NO. T-M-3 FOR ADDITIONAL DETAILS FOR ISLAND CHANNELIZATION MARKINGS.
  - (B) "WRONG WAY" ARROWS TO BE LOCATED APPROXIMATELY 200 FEET FROM STOP BAR OR AT THE SAME LOCATION AS THE WRONG WAY SIGNS. "WRONG WAY" ARROWS SHALL BE USED ON SINGLE LANE RAMPS ONLY. FOR RAMPS WITH MORE THAN ONE LANE TURN LANE ARROWS SHOULD BE USED.
  - (C) TN-21 TO BE INSTALLED ON ALL ON-RAMPS TO ACCESS CONTROLLED ROUTES. THIS SIGN SHOULD BE LOCATED AS NEAR TO THE ON-RAMP ENTRANCE AS POSSIBLE AND POSITIONED SO THAT ANY PEDESTRIAN, MOTOR DRIVEN CYCLE OR PROHIBITED NON-MOTORIZED TRAFFIC CAN SEE THE SIGN AS SOON AS POSSIBLE.
  - (D) TN-79 AND R8-3 TO BE INSTALLED WHEN THE SHOULDER OF THE RAMP WOULD ALLOW FOR SUCH PARKING. SEE TENNESSEE SUPPLEMENT TO THE STANDARD HIGHWAY SIGNS BOOK FOR GUIDANCE ON PLACEMENT.

- REV. 3-22-85: REVISED TO SHOW 8" BOUNDARY AROUND ISLANDS.
- REV. 2-22-88: ADDED REFERENCE NOTE FOR DWG. NO. T-M-3. CHANGED DWG. NO. FROM T-M-6 TO T-M-9.
- REV. 7-15-91: REORGANIZED AND REDREW SHEET.
- REV. 7-29-98: CHANGED WIDTH OF CENTERLINES, EDGELINES AND DOTTED WHITE LANE LINES FROM 4 TO 6 INCHES.
- REV. 12-12-00: MOVED WRONG WAY PAVEMENT ARROW DETAILS FROM STD. DWG. NO. T-S-11. ADDED WRONG WAY SIGNS AND ARROWS TO ALL PLAN VIEWS. ADDED GENERAL NOTE (B).
- REV. 11-30-04: CHANGED WRONG WAY SIGN DESIGNATION FROM R5-9 TO R5-1a.
- REV. 11-11-11: ADDED ADDITIONAL SIGNS TO RAMP INTERSECTION DETAIL.
- REV. 06-28-19: REDREW SHEET.
- REV. 06-15-21: ADDED GENERAL NOTES (A) AND (D). ADDED ADDITIONAL SIGNS TO RAMP INTERSECTION DETAILS.

MINOR REVISION -- FHWA APPROVAL NOT REQUIRED

STATE OF TENNESSEE  
STANDARD DRAWING  
DEPARTMENT OF TRANSPORTATION

**PAVEMENT MARKING AND SIGNING DETAILS FOR RAMP INTERSECTIONS**

T-M-9