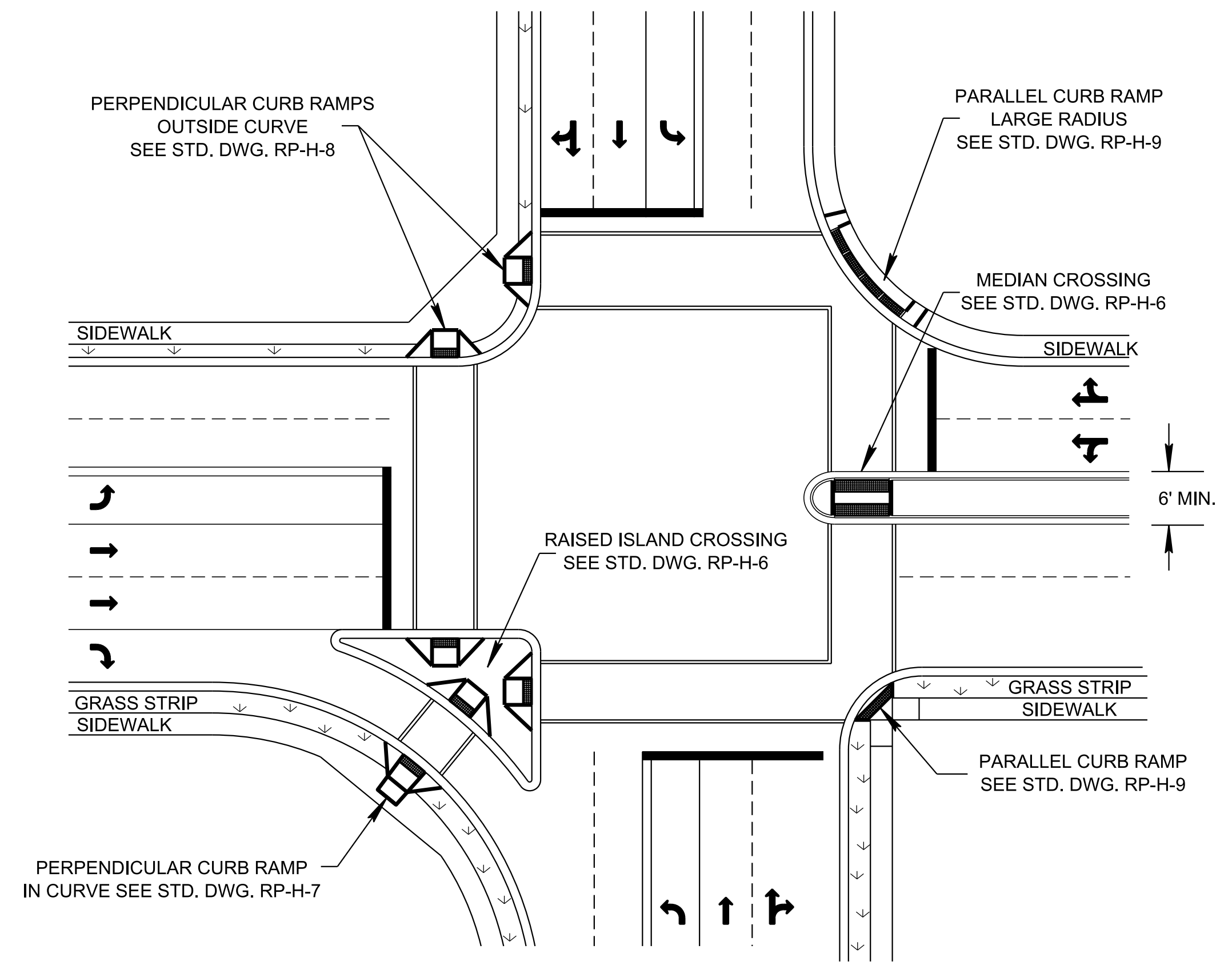
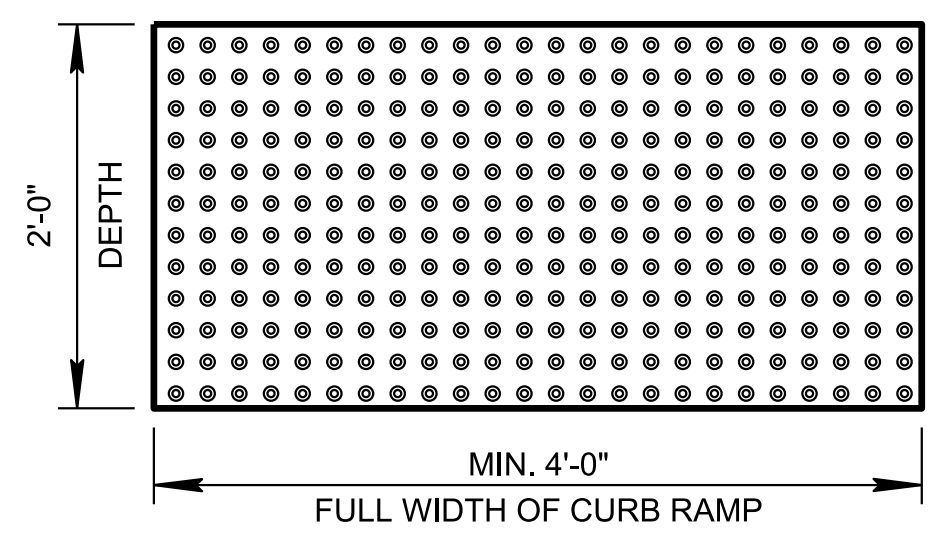


09-OCT-2018 09:59 \\AG03SDCWF00008.net.ads.state.tn.us\13SHARED\StandDraw\DESIGN STANDARDS\Instructional Bulletins\2018\Draft\18-12 - Curb Ramps & Driveways std dwgs RP-Hs & RP-Ds\DGNS and PDFs\RP-H3-201807

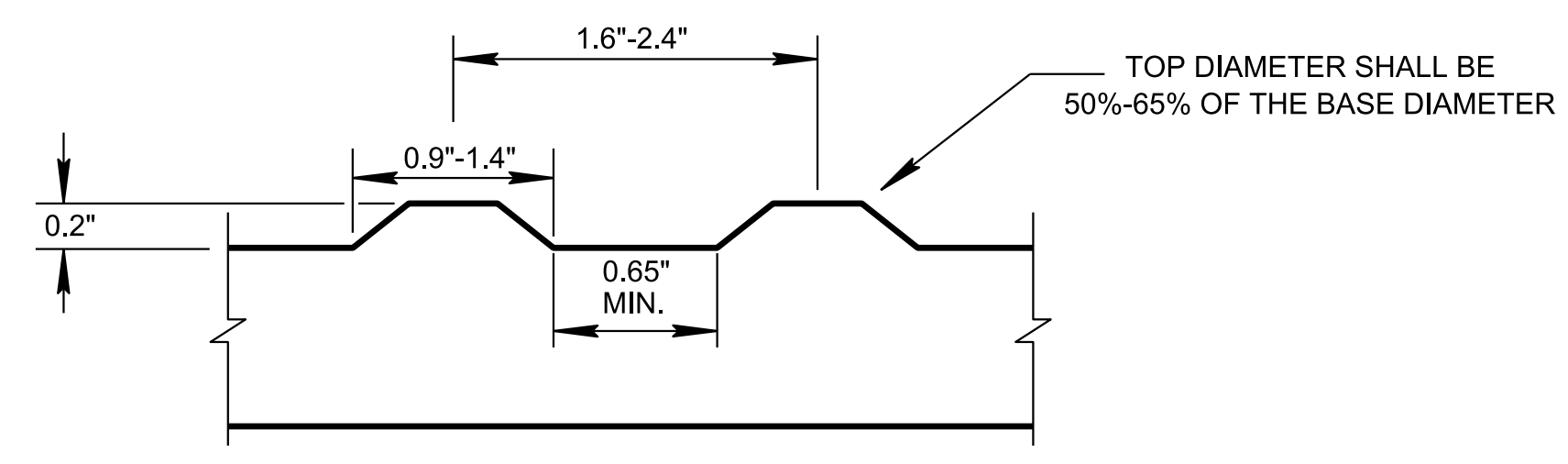


PLAN VIEW

(EXAMPLE LAYOUT SHOWING EACH RAMP TYPE; SEE REFERENCED STANDARD DRAWINGS FOR SPECIFIC ALIGNMENT INFORMATION)



DETECTABLE WARNING SURFACE DETAIL



DETECTABLE WARNING SURFACE ELEVATION VIEW (TYP.)

GENERAL NOTES

- (A) DETAILS SHOWN ON THIS STANDARD DRAWING APPLY TO THE CONSTRUCTION OR RECONSTRUCTION OF STREETS, CURBS, OR SIDEWALKS.
- (B) THE DETECTABLE WARNING SURFACES SHALL BE YELLOW. THE COLOR YELLOW IS USED BECAUSE YELLOW IS THE LAST COLOR A VISUALLY IMPAIRED PERSON CAN DETECT PRIOR TO TOTAL LOSS OF VISION. DETECTABLE WARNING SURFACES SHALL BE CONSTRUCTED USING PRODUCTS APPROVED ON THE TDOT QUALIFIED PRODUCT LIST 37.
- (C) THE DEPTH OF DETECTABLE WARNING SURFACES SHALL BE 2 FEET, IN THE DIRECTION OF PEDESTRIAN TRAVEL. AT CURB RAMPS AND BLENDED TRANSITIONS, DETECTABLE WARNING SURFACES SHALL EXTEND THE FULL WIDTH OF THE RAMP RUN (EXCLUDING ANY FLARED SIDES), BLENDED TRANSITION, OR TURNING SPACE.
- (D) THE DETECTABLE WARNING SURFACE SHALL NOT BE EXTENDED BEYOND CROSSWALK BOUNDARIES AT LOCATIONS LACKING PROPER CURB HEIGHT.
- (E) CURB RAMPS ARE TO BE LOCATED AS SHOWN ON THE PLANS.
- (F) CURB RAMPS SHALL BE PROVIDED AT ALL CORNERS OF STREET INTERSECTIONS WHERE THERE IS EXISTING OR PROPOSED SIDEWALK AND CURB. CURB RAMPS SHALL ALSO BE PROVIDED AT MIDBLOCK CROSSWALK LOCATIONS AND ACROSS FROM CORNER RAMPS AT T-INTERSECTIONS.
- (G) CARE SHALL BE TAKEN TO ENSURE A UNIFORM GRADE ON THE RAMP. THE GRADE SHALL BE FREE OF SAGS AND SHORT GRADE CHANGES.
- (H) DRAINAGE STRUCTURES SHALL NOT BE PLACED IN LINE WITH RAMPS. INSTALL CATCH BASINS ON UPSTREAM SIDE OF RAMP FOR ROADS WITH GRADES LESS THAN 2%.
- (I) CROSSWALK MARKINGS, IF USED, SHALL BE LOCATED AS SHOWN ON THE APPLICABLE CURB RAMP STANDARD DRAWING. FOR CROSSWALK MARKING DETAILS, SEE STD. DWG. T-M-4.
- (J) FOR PERPENDICULAR CURB RAMP DESIGN DETAILS, SEE STD. DWG. RP-H-4. FOR PARALLEL CURB RAMP DESIGN DETAILS, SEE STD. DWG. RP-H-5.
- (K) PAYMENT:
ALL COSTS OF INSTALLING CURB RAMP(S), INCLUDING DETECTABLE WARNING SURFACE(S) IN NEWLY CONSTRUCTED SIDEWALK AREAS, SHALL BE PAID BY ITEM NO. 701-02.03, CONCRETE CURB RAMP, PER SQUARE FOOT.
- (L) FOR SIGNALIZED INTERSECTIONS THAT REQUIRE PEDESTRIAN SIGNAL PUSHBUTTONS, SEE TDOT TRAFFIC DESIGN MANUAL FOR PLACEMENT DETAILS.

MINOR REVISION -- FHWA APPROVAL NOT REQUIRED

STATE OF TENNESSEE
DEPARTMENT OF
TRANSPORTATION

DETECTABLE
WARNING SURFACE
PLACEMENT ON
CURB RAMPS

- REV. 7-17-07: REVISED SIZE AND SPACING OF TRUNCATED DOMES, ADDED NOTE (E). MODIFIED SPECIAL PAVER NOTES.
- REV. 4-13-11: ADDED LOWERED CURB FOOTNOTE (1) TO TRUNCATED DOME DETAIL. MISC. EDITS TO DRAWING.
- REV. 5-8-13: ADDED GUTTER SLOPE DETAIL AND REVISED NOTE (1). UPDATED TERMINOLOGY.
- REV. 6-4-13: CHANGED ITEM DESCRIPTION. CLARIFIED NOTE (1), ADDED NOTE (2). ADDED SECTION A-A.
- REV. 11-25-13: REVISED NOTES (C), (F), (M), (N) AND ADDED NOTE (R).
- REV. 1-30-15: VARIOUS DRAFTING EDITS. REVISED GENERAL NOTES.
- REV. 10-10-16: REVISED NOTES AND TRUNCATED DOME SURFACE NOTES.
- REV. 07-16-18: REVISED GENERAL NOTES. MOVED TRUNCATED DOME SURFACE NOTES TO GENERAL NOTES. RENAMED AND REDREW SHEET.