

CC Traffic Stations

001 015 038 049 064 082 098
 002 016 039 050 065 083 100
 003 028 040 051 066 084 109
 004 029 041 052 068 085 110
 006 030 042 053 073 086 111
 008 031 043 054 077 094 112
 009 032 044 055 078 095 119
 011 033 045 056 079 096 120
 014 037 048 057 080 097 121

ATR Traffic Stations

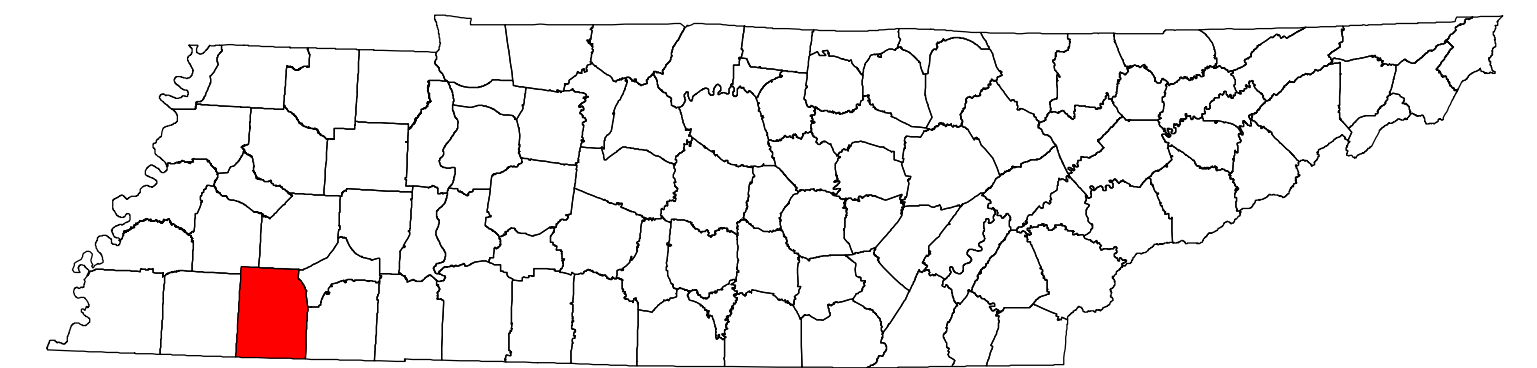
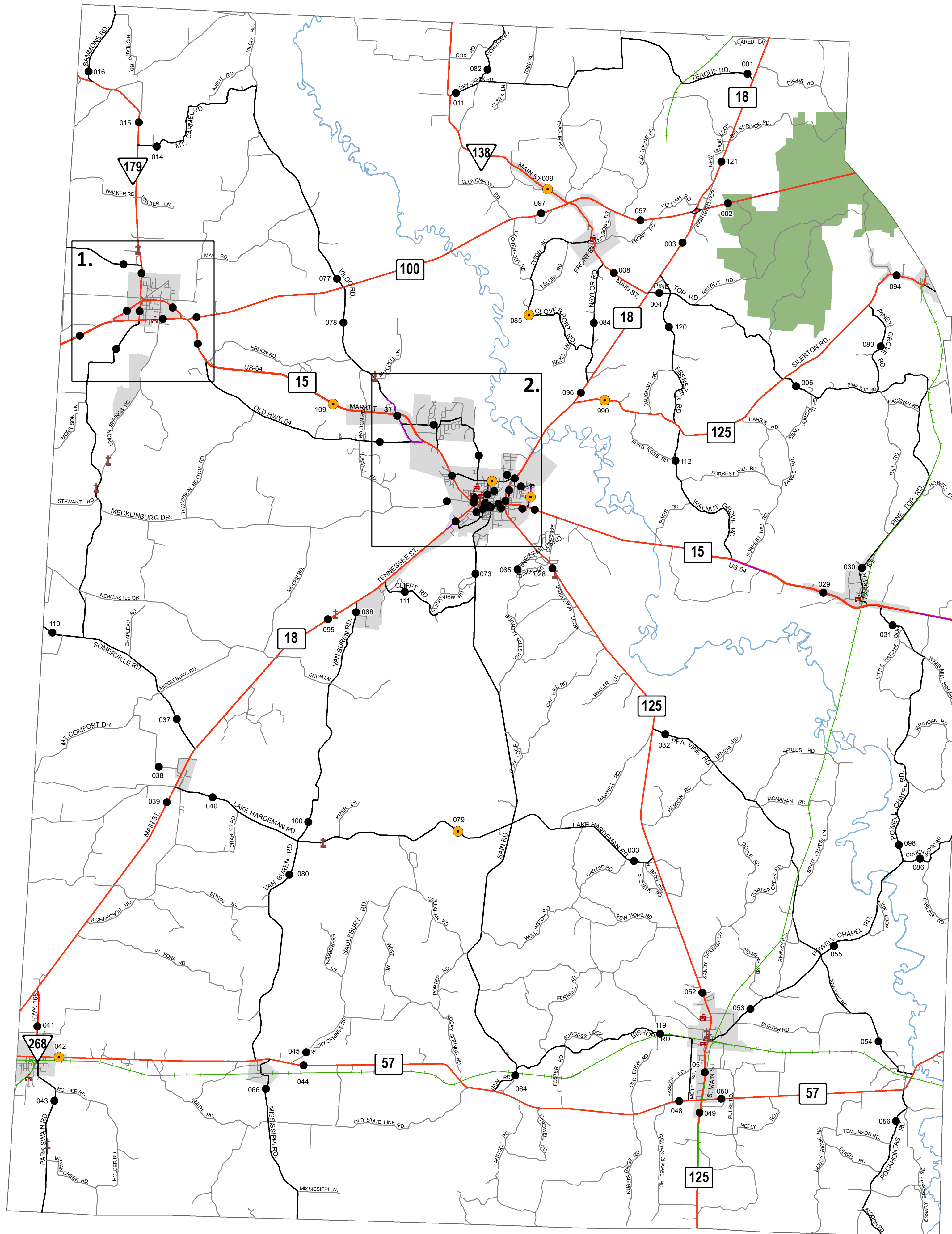
990

Insets

- 1. Whiteville
- 2. Bolivar


Legend

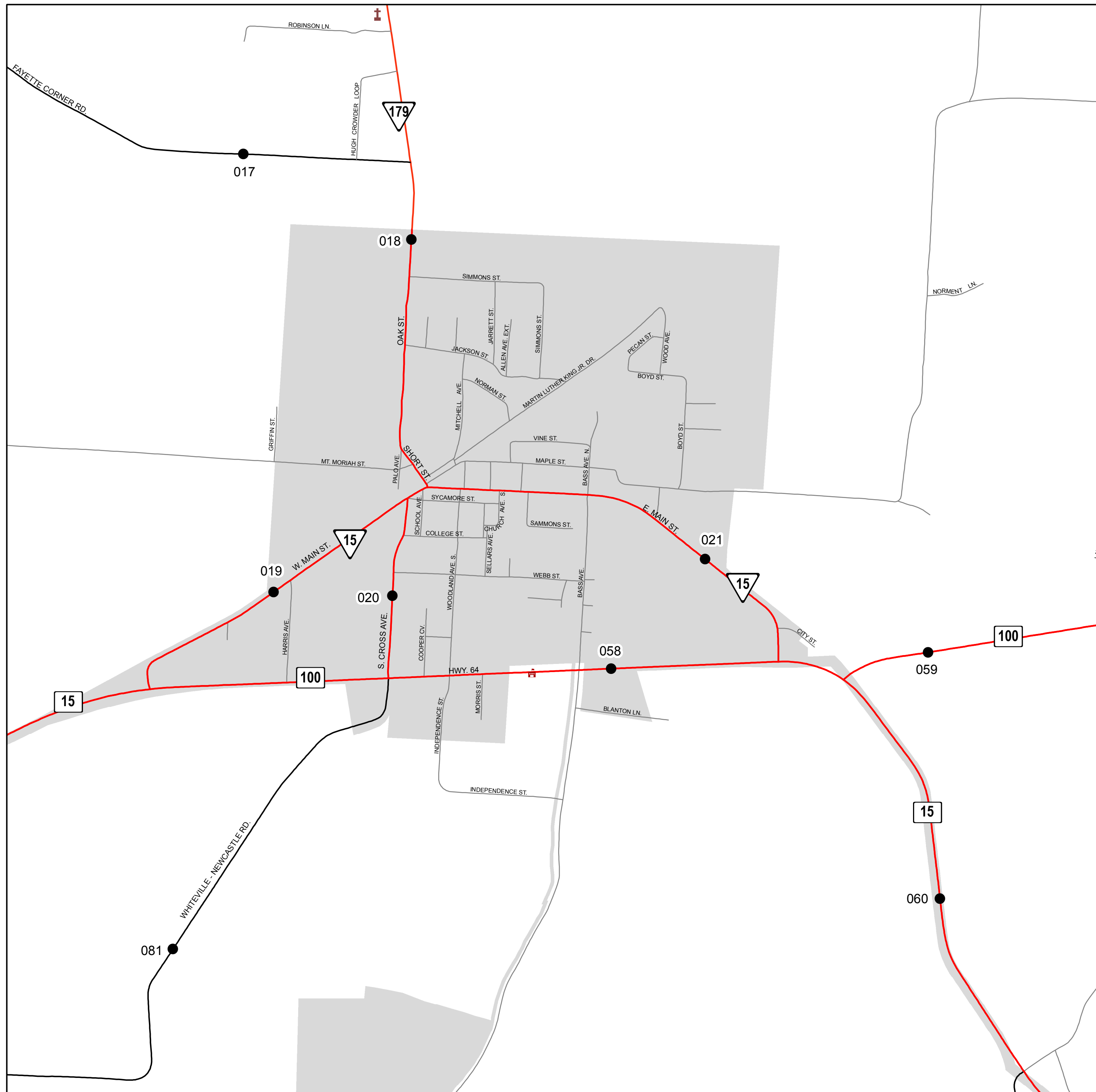
- HPMS Traffic Stations
- Class Count Traffic Stations
- CC Traffic Stations
- ATR Traffic Stations
- EDL Traffic Stations
- Churches
- Schools
- HPMS Route
- Interstate
- State Route
- Functional Route
- Local Route
- Railroads
- Major Waterways
- Parks
- Municipal Boundary



2018 Traffic Map
Hardeman County
 Tennessee

Prepared by the
 Tennessee Department of Transportation
 Long Range Planning Division
 Office of Data Visualization






1. Whiteville

CC Traffic Stations

- 017 058
- 018 059
- 019 060
- 020 061
- 021 081

Legend

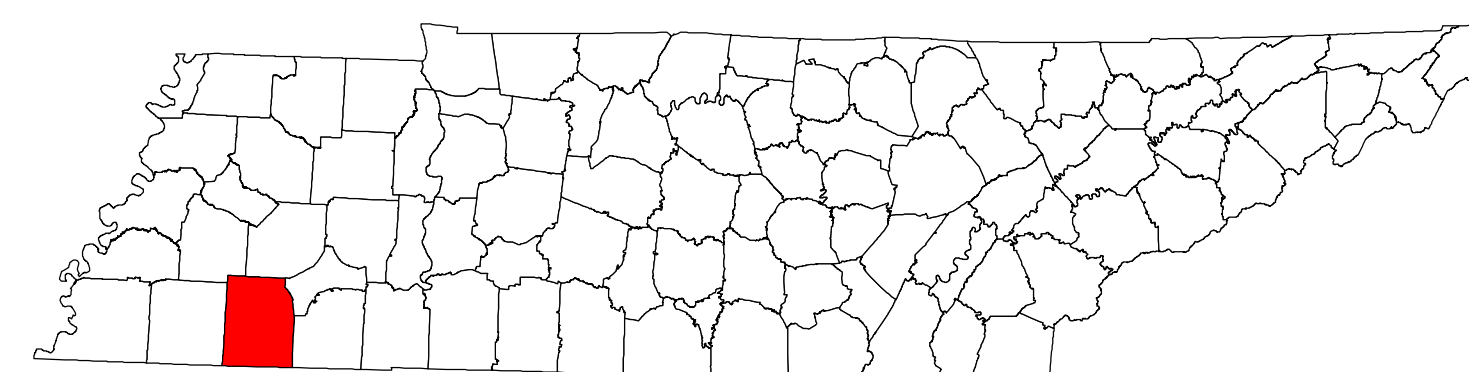
- HPMS Traffic Stations
- Class Count Traffic Stations
- CC Traffic Stations
- ATR Traffic Stations
- EDL Traffic Stations
- Churches
- Schools
- HPMS Route
- Interstate
- State Route
- Functional Route
- Local Route
- Railroads
- Major Waterways
- Parks
- Municipal Boundary



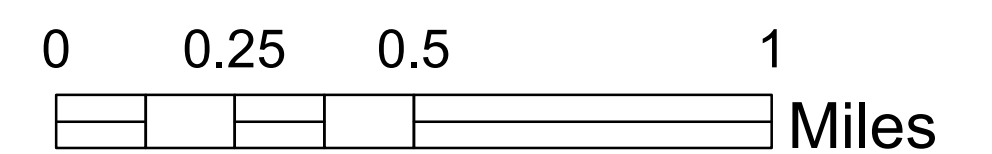
2. Bolivar

CC Traffic Stations

- 022 070 091 108
- 023 071 092 114
- 024 072 102 115
- 025 087 103 116
- 026 088 104 117
- 027 089 105 118
- 067 090 107 122



2018 Traffic Map
Hardeman County
 Tennessee
 Prepared by the
 Tennessee Department of Transportation
 Long Range Planning Division
 Office of Data Visualization



2017 Hardeman County Traffic Stations

Page 1

Station #	AADT
1	218
2	1,729
3	5,236
4	232
6	116
8	818
9	1,428
11	217
14	152
15	1,340
16	140
17	649
18	2,336
19	565
20	1,124
21	1,601

Station #	AADT
22	197
23	12,352
24	612
25	3,611
26	7,189
27	5,344
28	4,683
29	3,202
30	200
31	453
32	990
33	441
37	574
38	124
39	2,153
40	641

Station #	AADT
41	1,060
42	2,141
43	716
44	1,172
45	81
48	2,202
49	4,395
50	2,690
51	6,084
52	3,886
53	1,059
54	252
55	491
56	365
57	2,590
58	6,000

Station #	AADT
59	1,847
60	4,671
61	5,070
64	276
65	315
66	258
67	1,123
68	644
70	13,490
71	13,729
72	5,466
73	1,286
77	253
78	841
79	850
80	343

2017 Hardeman County Traffic Stations

Page 2

Station #	AADT
81	614
82	97
83	54
84	670
85	59
86	154
87	565
88	1,815
89	4,560
90	1,403
91	186
92	240
94	207
95	2,505
96	5,979
97	2,000

Station #	AADT
98	238
100	250
102	939
103	12,505
104	1,331
105	109
107	2,300
108	3,574
109	5,005
110	395
111	175
112	418
114	1,436
115	3,536
116	668
117	783

Station #	AADT
118	1,306
119	333
120	448
121	5,433
122	946
990	667