

Includes All Responders

## Region 4

Reporting Period: July 1, 2022 to September 30, 2022

Created on: October 11, 2022 2:47 pm

County: All Counties

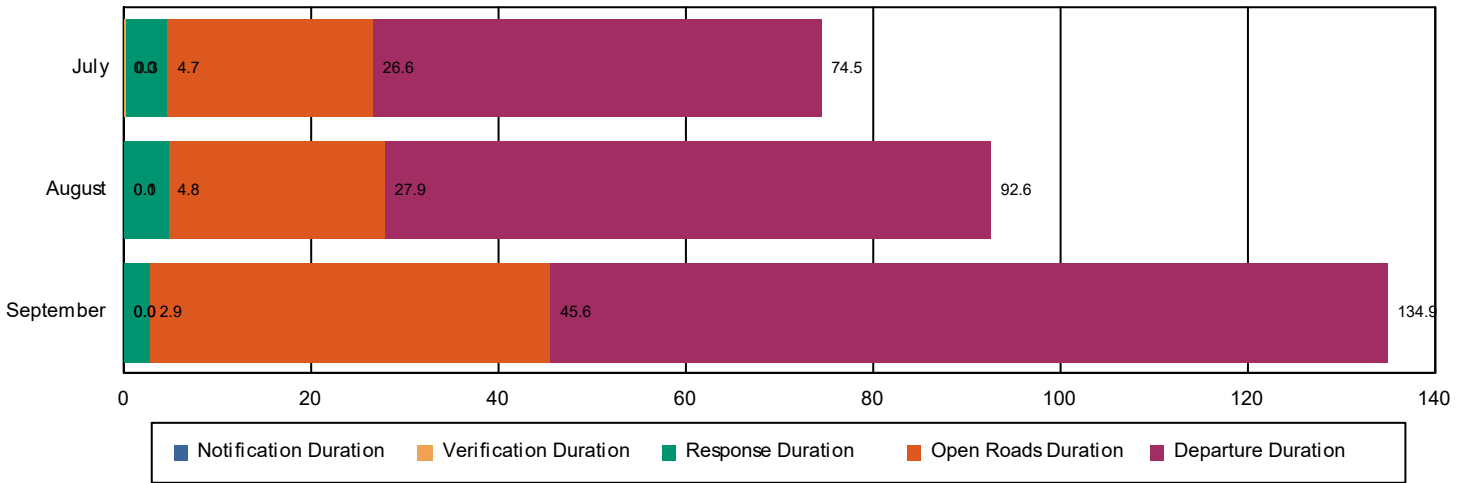
Report Template version 3.1

### Performance Measures Summary

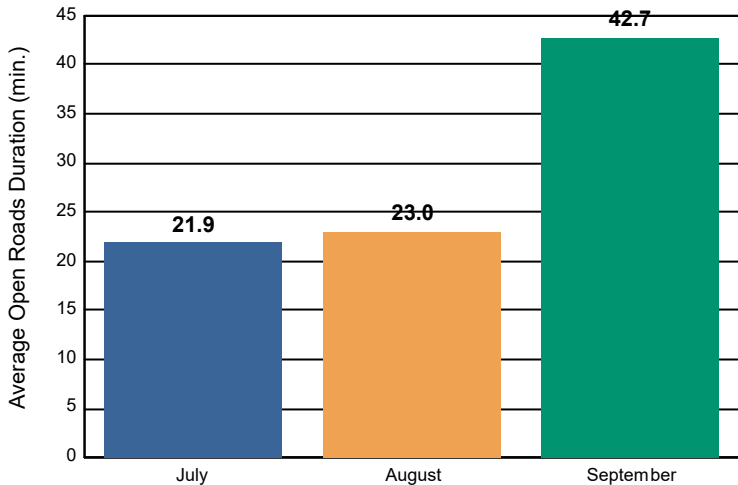
	July	August	September	Total
Events included in Performance Measures	87	62	21	170
Notification Duration (min.)*	0.0	0.0	0.0	0.0
Verification Duration (min.)	0.3	0.1	0.0	0.2
Response Duration (min.)	4.4	4.8	2.9	4.4
Open Roads Duration (min.)	21.9	23.0	42.7	24.8
Departure Duration (min.)	47.9	64.7	89.3	59.0
<b>Roadway Clearance Duration (min.)</b>	<b>26.6</b>	<b>27.9</b>	<b>45.6</b>	<b>29.4</b>
<b>Incident Clearance Duration (min.)</b>	<b>74.5</b>	<b>92.6</b>	<b>134.9</b>	<b>88.4</b>

\*THP Data is not available for Notification Duration

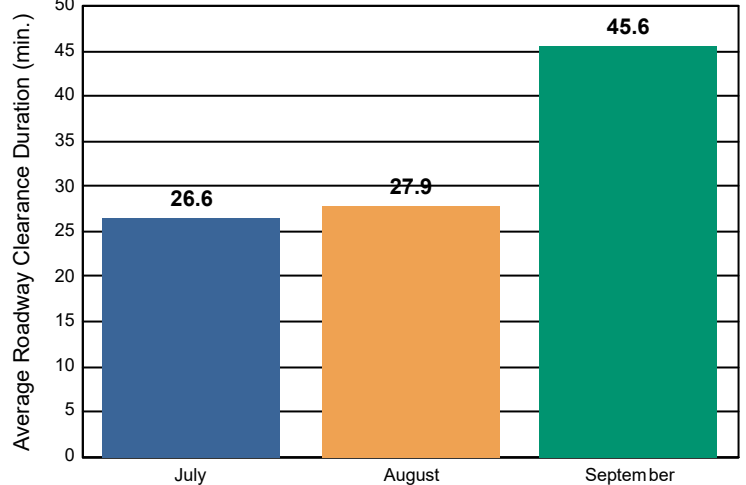
#### Incident Clearance Duration



#### Open Roads Duration / Month



#### Roadway Clearance Duration / Month

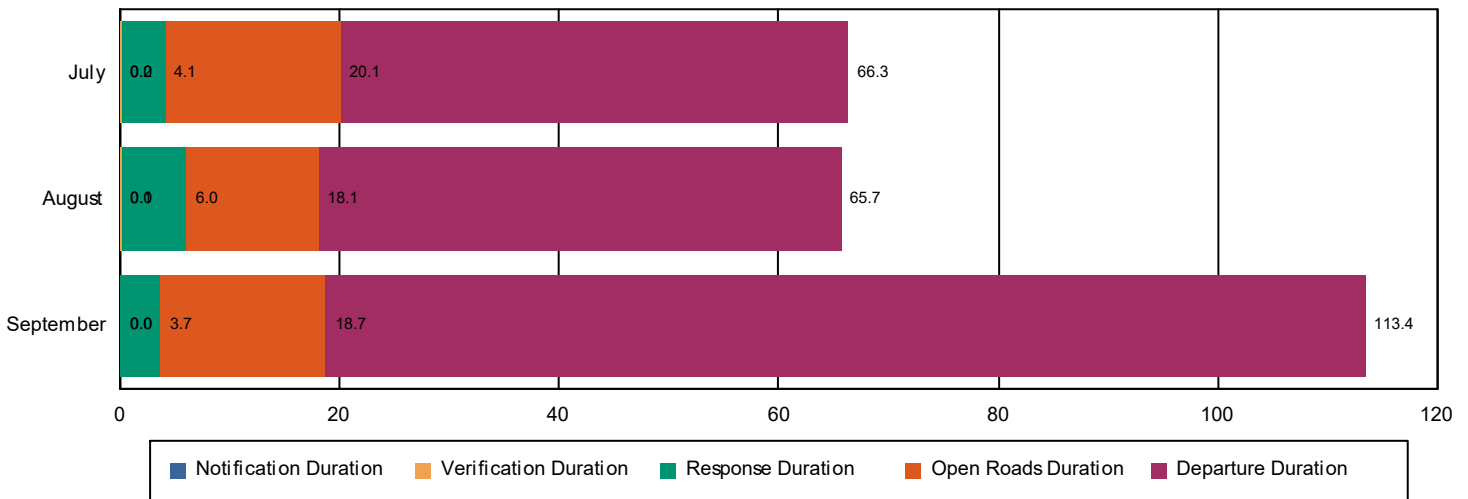


# Performance Measures Summary

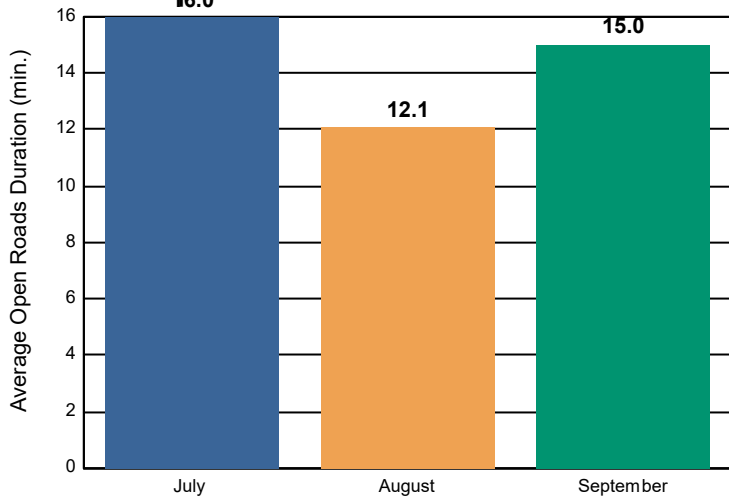
## Incidents with HELP Truck Response

	July	August	September	Total
Events included in Performance Measures	72	44	15	131
Notification Duration (min.)	0.0	0.0	0.0	0.0
Verification Duration (min.)	0.2	0.1	0.0	0.1
Response Duration (min.)	4.0	5.9	3.7	4.6
Open Roads Duration (min.)	16.0	12.1	15.0	14.6
Departure Duration (min.)	46.2	47.6	94.7	52.2
<b>Roadway Clearance Duration (min.)</b>	<b>20.1</b>	<b>18.1</b>	<b>18.7</b>	<b>19.3</b>
<b>Incident Clearance Duration (min.)</b>	<b>66.3</b>	<b>65.7</b>	<b>113.4</b>	<b>71.5</b>

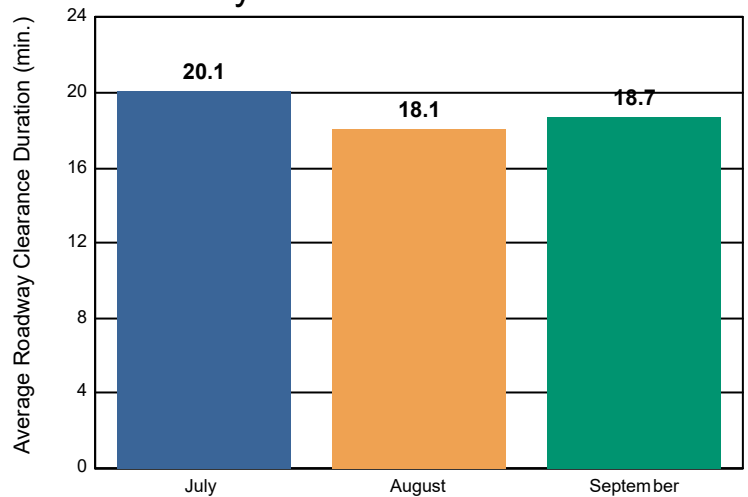
### Incident Clearance Duration



### Open Roads Duration / Month



### Roadway Clearance Duration / Month

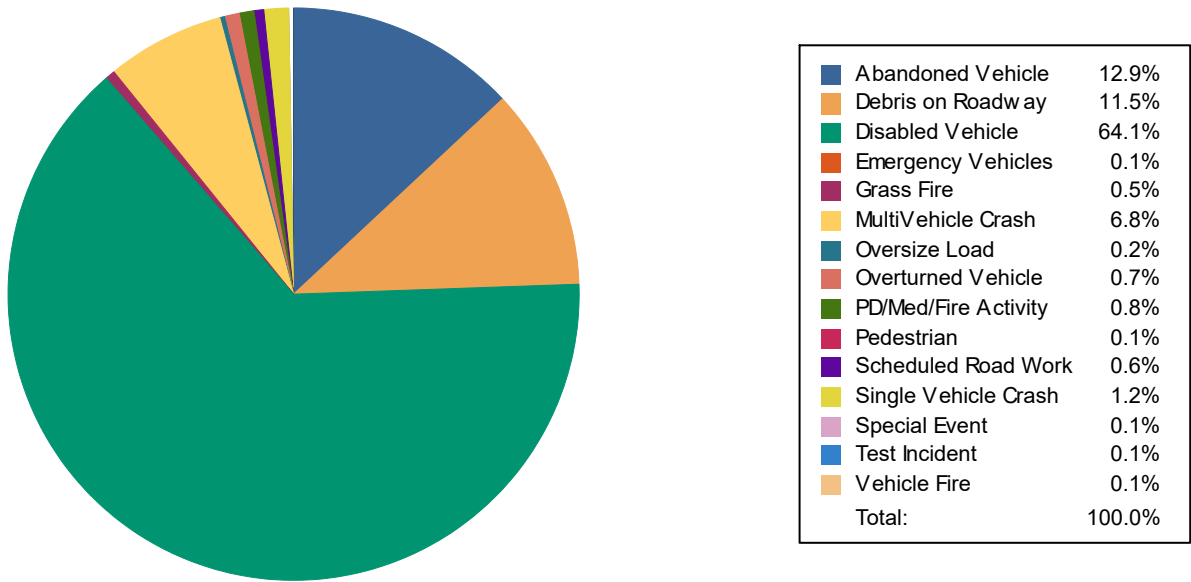


## Performance Measures Summary

### Incidents w/o HELP Truck Response

No records found for rural incidents w/o  
help truck

Percentage of event types for all events in current quarter



Event Types for all Events

	October	Total
Abandoned Vehicle	107	<b>107</b>
Debris on Roadway	95	<b>95</b>
Disabled Vehicle	530	<b>530</b>
Emergency Vehicles	1	<b>1</b>
Grass Fire	4	<b>4</b>
MultiVehicle Crash	56	<b>56</b>
Oversize Load	2	<b>2</b>
Overturned Vehicle	6	<b>6</b>
PD/Med/Fire Activity	7	<b>7</b>
Pedestrian	1	<b>1</b>
Scheduled Road Work	5	<b>5</b>
Single Vehicle Crash	10	<b>10</b>
Special Event	1	<b>1</b>
Test Incident	1	<b>1</b>
Vehicle Fire	1	<b>1</b>
<b>Total</b>	<b>827</b>	<b>827</b>