

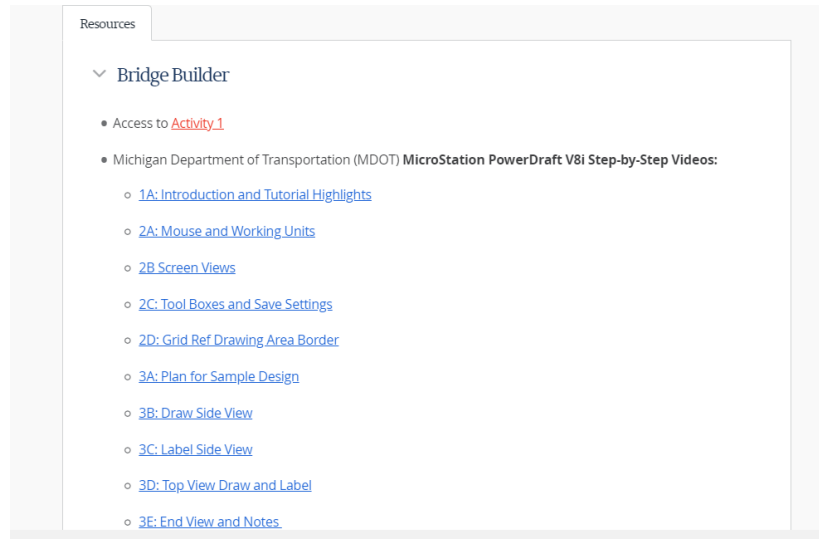
## Bridge Builder Module - Activity 1

### Directions to Access Web-Based Link

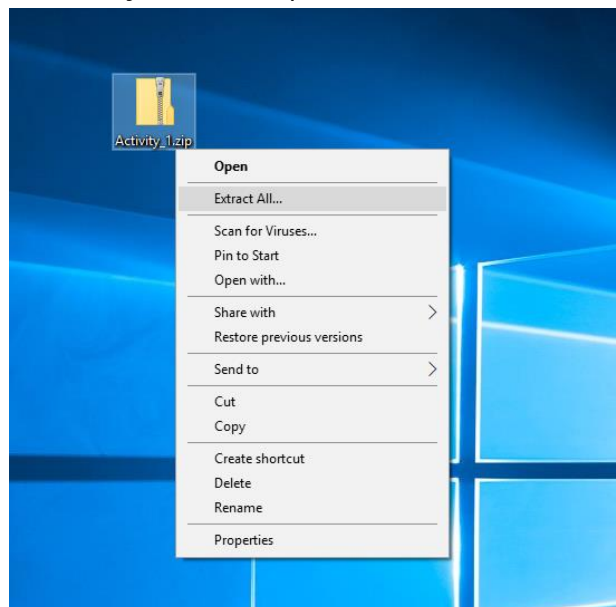
The instructions below are for the Bridge Builder Module – Activity 1: Structural Concepts, which is a web-based interactive software. The link is accessed via a zip folder file. Due to varying internet browser options (i.e. Internet Explorer, Google Chrome, Firefox, Safari, etc.), the file download can vary. However, it is the intention of this document to streamline the process.

### Directions:

1. On the TDOT TRAC Program [webpage](#) under the Resources tab → Bridge Builder, right click the **“Activity 1”** link and **“Save link as...”** Save file to desktop.



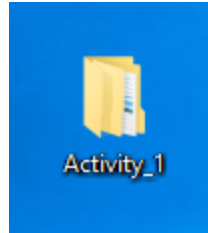
2. Locate the file on your desktop. Right click it, and select the **“Extract All...”** option. After clicking, another window should pop up. Select **“Extract.”** This should create a new unzipped version of the file on your desktop.



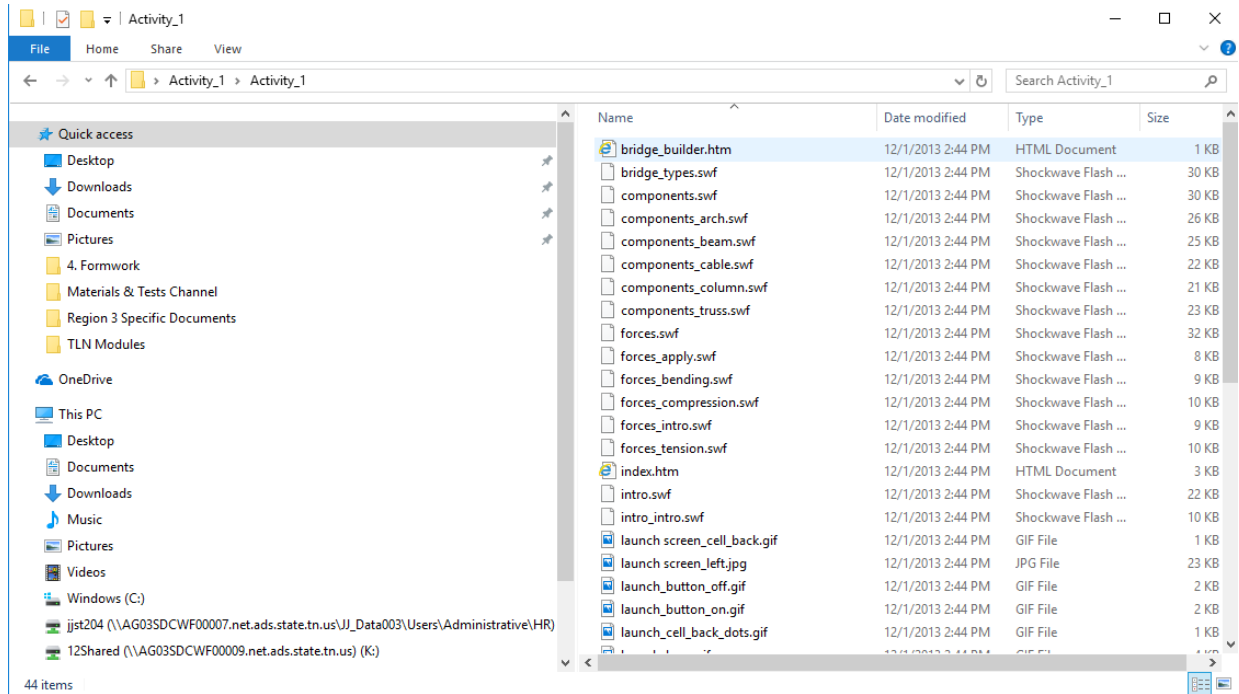
## Bridge Builder Module - Activity 1

Directions to Access Web-Based Link

3. Find and open the new unzipped folder.



4. Open the first file titled **“bridge\_builder.htm”**



5. Your screen should look like this:

# Bridge Builder Module - Activity 1

## Directions to Access Web-Based Link

