



*Recent Projects in PTRF
April 30, 2025*

Safety First

- Work Zone Awareness Week – FL vs TN
- Safety (fatalities) in 2024 vs 2023 – 1,191 vs 1,323 (**10% decrease**)
 - Pedestrians – 172 vs 206 (**15% decrease**)
 - **42%** are unrestrained
 - Large Trucks and Bus – 170 vs 163 (**4% increase**)
 - Motorcyclists, ATV and other – 183 vs 199 (**8% decrease**)
 - Teen drivers (age 13 – 19) – 158 vs 137 (**13% decrease**)
 - Senior drivers (age 65+) – 285 vs 262 (**8% increase**)

Freight Projects: Recently closed out

- Memphis Freight Flows – WSP – Completion 2023
- Bottleneck Analysis: Quarterly report
- Water Research Project: University of Memphis, 2024
- BlueOval Transit Study – November 2023
- Return on Investment Short Line Project – December 2023
- Truck Parking Project – U of M, 2024
- State Freight Plan, 2024
- Peer state review, 2024

Current Wins in Tennessee – Freight related

- Federal grant wins with freight components
 - CRISI – 42 bridge timber structures - \$23.7 million
 - Smith County Truck Parking Rest Area – MPDG award - \$22.6 million
 - America’s River Crossing – Bridge Investment Grant - \$400 million
- Weigh in Motion – Randall covered earlier
- Last year - TMA Act – Tennessee state support
- This year - \$1 Billion – Preston to cover

Current Freight Projects

- Federal grant applications leverage with IIJA or BIL funding
- Return on Investment (rail) – UTK
- State rail plan – HDR – Covered by Keith
- Deep dive of waterway in Tennessee - UTK - why?
 - Kentucky Lock – July 2029
 - Chickamauga Lock – November 2027
 - Wilson lock issue – July,2025
- Moving weigh stations in Knoxville
- Freight Advisory Committee – Twice a year
- Corridor ID / FRA Long Distance Study

Concerns with Freight in Tennessee

- Safety
- Congestion
- Truck Parking issues
- Cost of projects
 - Types of deliveries
 - Accelerated construction
- Competing interests for funding

Contact Information

Dan Pallme, Assistant Bureau Chief – Planning Bureau

Tennessee Department of Transportation

Daniel.Pallme@tn.gov

Personal cell: 901-553-2875

Introduction to TDOT's Passenger Transportation, Rail, and Freight Division

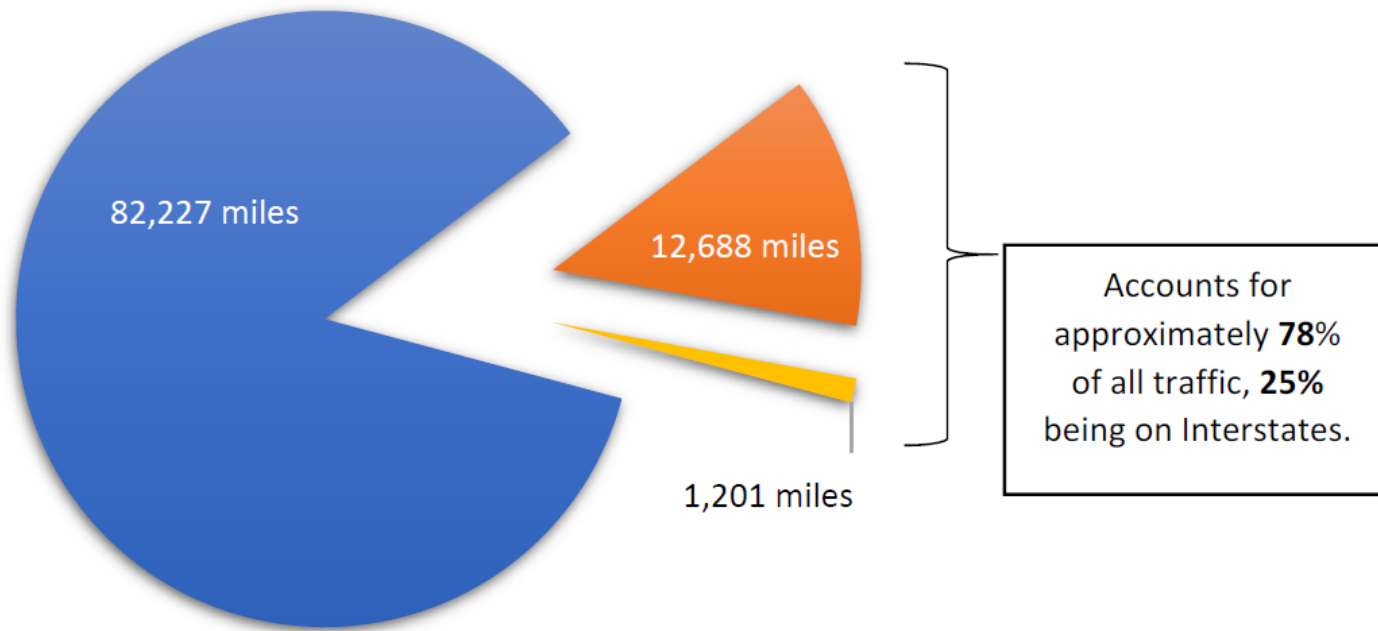
Erik Andersen, P.E.
Freight, Rail Safety & Engineering Manager

Freight Advisory Committee
April 30, 2025

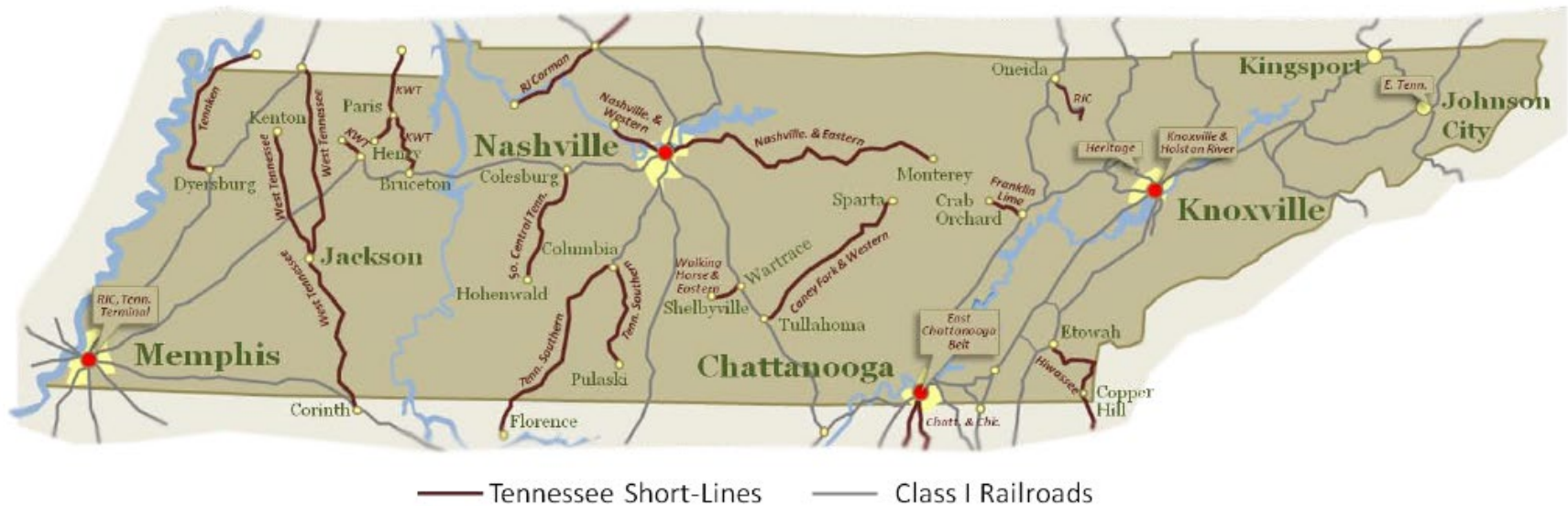
Tennessee's Highway System

Distribution of Tennessee Highway System Miles

■ Other Highways ■ State-Maintained Highways ■ State-Maintained Interstates



Rail in Tennessee



- 6 Class I railroads (2,177 miles)
 - BNSF, CNIC, CSX, CPKC, NS, and UP
- No Class II (regional) railroads
- 19 Class III (shortline) railroads (763 miles)
- 2 Passenger lines
 - Amtrak (Chicago - Memphis - New Orleans)
 - WeGo Star (Nashville commuter)

Tennessee Railroad Crossings

Crossing Type	Number of Crossings	Portion of Total Crossings
Public At-Grade	2,732	48.8%
Public Grade-Separated RR Under Road	638	11.4%
Public Grade-Separated RR Over Road	463	8.2%
Private Crossings	1,769	31.6%
Total	5,602	100%

Public Transportation

Staff:

- Kaitlyn McClanahan, Manager



Primary Activities:

- Administer state and federal grant programs for public transportation
 - Grant monitoring and compliance



Rail Engineering

Staff:

- Vacant, Team Lead
- David Martin
- Niyonzima “Etienne”
- Clarence Langley
- Drew Daruka



Primary Activities:

- Section 130 Program (23 USC 130) railroad crossing safety
- 23 CFR 646.214(b)(2) Recommendations
- Crashes and TCA 65-11-113 “Fatality law”
- TDOT Rule 16980-9-1 “Railroad grade crossing standards”
- Quiet Zones and 49 CFR Part 222 “Train Horn Rule”

Rail Safety and Inspection

Staff:

- Taylor Ackerman, Team Lead
- Brian Roberts
- Gregory Tucker
- Wesley Salyers
- Vacant, Rail Safety Inspector



Primary Activities:

- Perform state crossing inspections
- Enforce state laws - walkways, clearances, and safety
- Perform federal inspections – FRA certified in track, signals, and operating practices
- Respond to complaints from citizens, railroad employees, and governmental agencies 24/7
- Liaison between citizens/local governments and the railroads

Freight Planning

Staff:

- Kathy Combs, Team Lead
- Adam Jaeckel
- Christopher Broach

Primary Activities:

- Applications for federal grants
- State Multimodal Freight Plan
- State Rail Plan
- Rail Preservation Grant Program
- State Safety Oversight (SSO) Program
 - Memphis Area Transit Authority (MATA) Downtown Trolley
 - Chattanooga Area Regional Transportation Authority (ARTA) Inclined Railway



Railroad Coordination

Staff:

- Jay Lanius, Manager



Primary Activities:

- Railroad coordination for federally-funded highway projects
 - Facilitates railroad company review of design plans
 - Crossing agreements with railroads
 - Special Provisions for railroads in construction contracts
 - Railroad coordination certification to FHWA

Questions?

Erik Andersen, P.E.

Freight, Rail Safety & Engineering Manager

TDOT Passenger Transportation, Rail, and Freight Division

Erik.Andersen@tn.gov

615.253.1043



**Build
With
Us**



TDOT
Department of
Transportation

FAC Update FY26 Budget Request

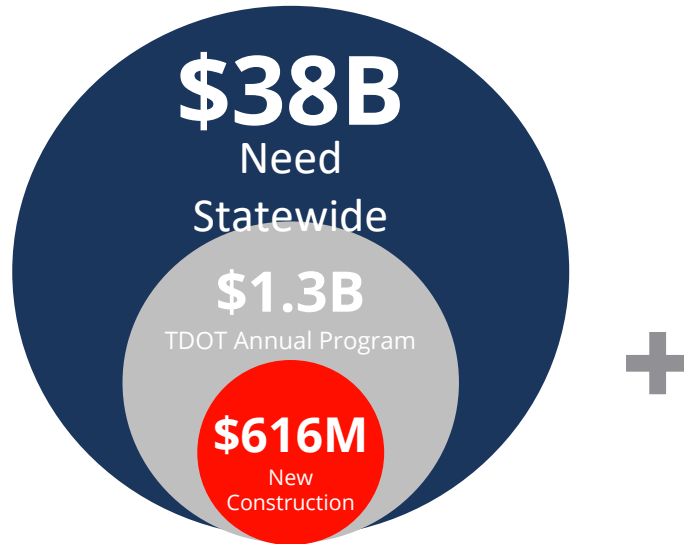
Preston Elliott, Deputy Commissioner | Bureau of Planning

Governor's Proposed FY26 Budget

	Recurring	Non-Recurring	Total
Pavement Program Investment	\$16,031,250	\$108,968,750	\$125,000,000
Bridge Program Investment	\$16,031,250	\$58,968,750	\$75,000,000
Spot Safety Program Reinforcement	\$12,825,000	\$7,175,000	\$20,000,000
State Infrastructure Fund	-	\$50,000,000	\$50,000,000
Rural Service Patrol	\$16,700,000	-	\$16,700,000
Mowing and Litter	\$6,412,500	-	\$6,412,500
Pay for Performance	\$12,000,000	-	\$12,000,000
Expedited Projects	-	\$774,887,500	\$774,887,500
Air Carriers	-	\$34,300,000	\$34,300,000
General Aviation	-	\$1,000,000	\$1,000,000
Wilson County – Peyton Road	-	\$3,200,000	\$3,200,000
Total	\$80,000,000	\$1,038,500,000	\$1,118,500,000

Budget Hearings, FY 2026

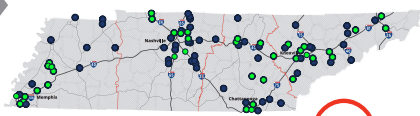
The Growing Need for Infrastructure Investment



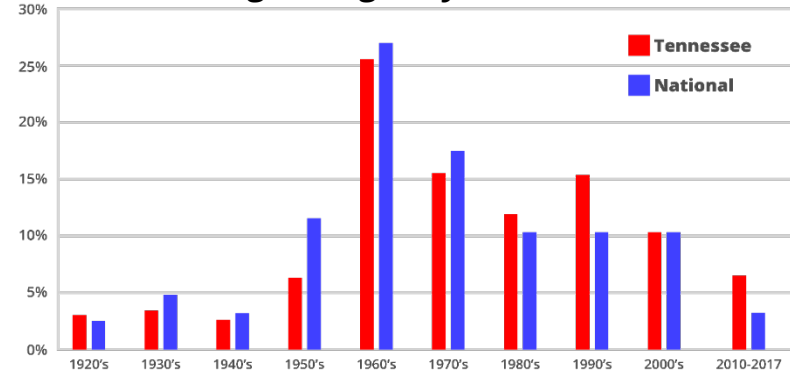
FY24
\$3 Billion
*47 of 93
Projects Made
Possible*



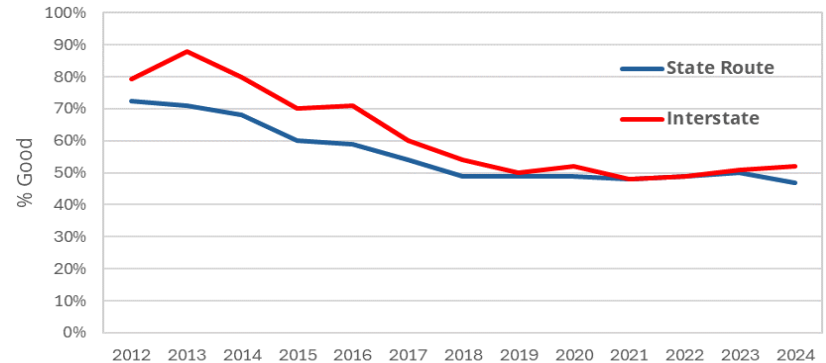
10-Year Plan



Average Bridges by Decade Built



Current Pavement Condition



Budget Hearings, FY 2026

Tennessee vs. Peer States: Funding and Transportation Spend



	FLORIDA	TENNESSEE	TEXAS
Percentage of Budget	11.4%	4.9%	11.1%
Transportation Spending Rank (Highest to Lowest)	9 th	40 th	10 th
Fuel Tax Rank (Highest to Lowest)	12 th	31 st	44 th
Supplemental Revenue	Bonds - Tolls - Gas Tax Index	No Bonding - No Tolls - Non-Indexed Gas Tax	Bonds - Tolls
Report Card Grade	C+	C	C

Revenue Analysis

Overall Budget Analysis

	FY25 Budget	FY26 Estimated	Variance
Federal	\$1,473.8	\$1,497.6	\$23.8
State	\$1,331.7	\$2,405.7	\$1,074.0
Local	\$54.3	\$60.5	\$6.2
Total	\$2,859.8	\$3,963.8	\$1,104.0
			Millions

State User Fee Collections

	FY21	FY22	FY23	FY24	FY25
Gas	\$509	\$529	\$532	\$532	\$545
Diesel	\$224	\$235	\$233	\$234	\$233
Special Petroleum	\$36	\$39	\$39	\$39	\$39
Vehicle Registration	\$298	\$309	\$215	\$313	\$307
Total	\$1,067	\$1,112	\$1,019	\$1,118	\$1,124
% Change	4%	4%	0%*	0%*	0%

**Due to normalizing for vehicle tax registration holiday;
Results in \$1,113 in FY23*

Millions

Flat User Fee Revenue vs. Increased Inflation

Total State User Fees vs. Costs



Average Cost Escalation Since FY19

Concrete Pipe	+101%
Guardrail	+80%
Concrete	+77%
Labor	+56%
Concrete Catch Basins	+55%
Steel	+55%
Aggregate	+49%
Hot Mix Asphalt	+47%
Earthwork	+45%
Pavement Markings	+39%

* Adjusted for FY23 State Tax holiday

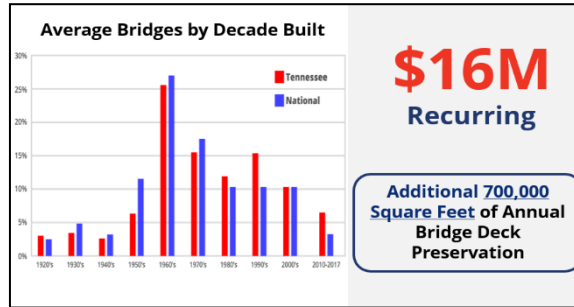
** Estimated FY25 Salaries, Benefits, Taxes, and Budgeted User Fees

FY2026 Recurring Requests

Pavement Preservation



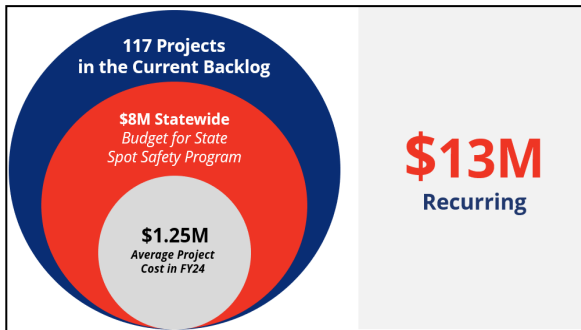
Bridge Preservation



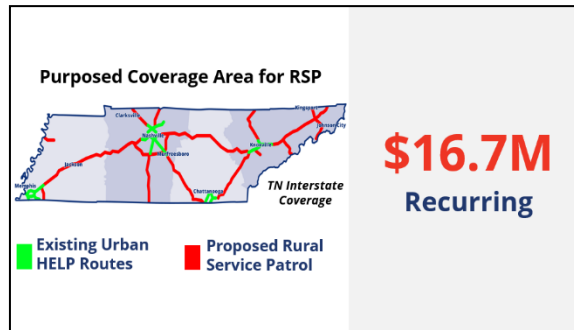
Mowing and Litter



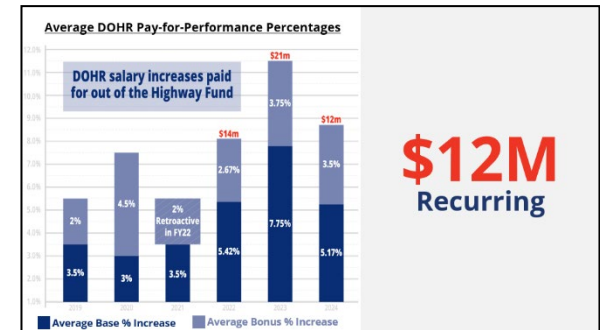
Spot Safety Program



Rural Service Patrol

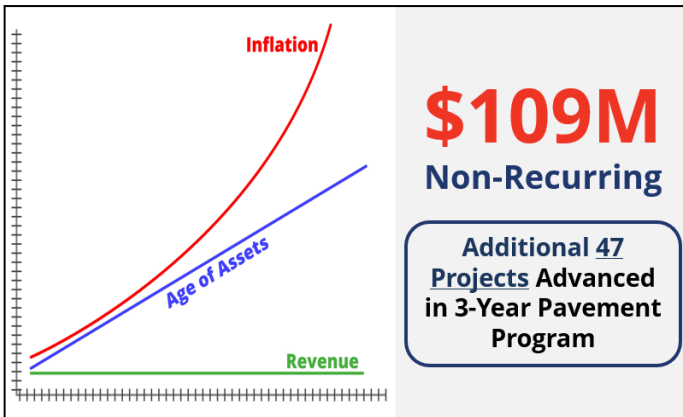


Pay-for-Performance



FY26 Non-Recurring Requests

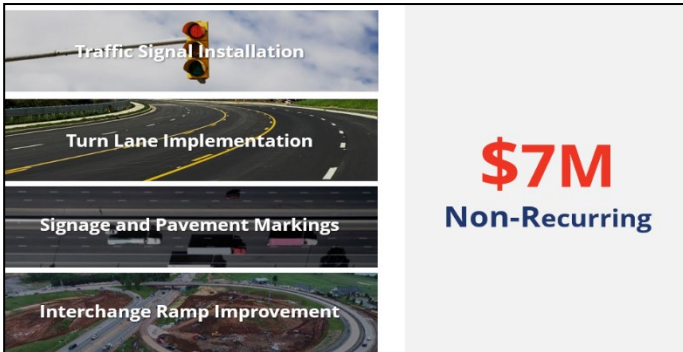
Pavement Preservation



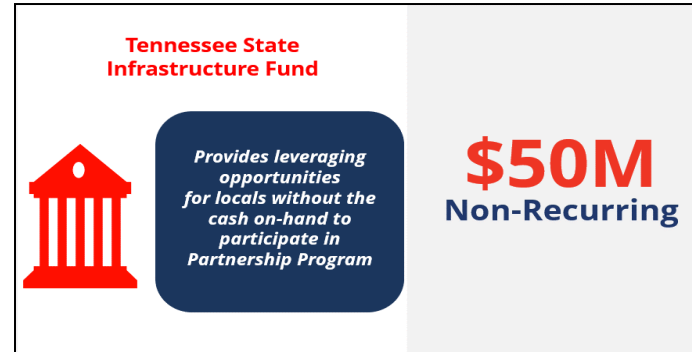
Bridge Preservation



Spot Safety Program



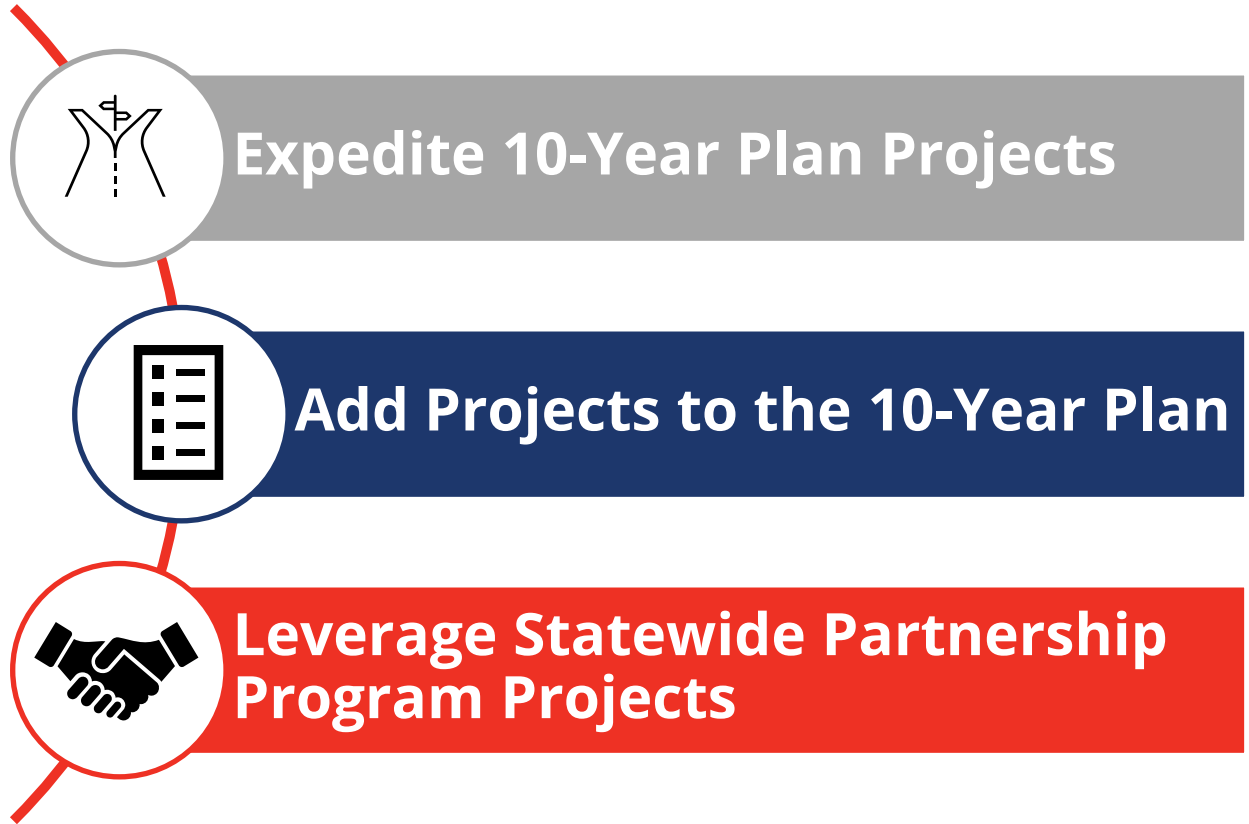
State Infrastructure Fund



FY26 Non-Recurring Project Investment

\$775M

Non-Recurring



Budget Hearings, FY 2026

Transportation Modernization Fund Implementation Plan



**April
2025**

- *Update 10-Year Plan with current funding*

**May
2025**

- *If appropriated, apply General Fund Dollars to expedite, add to, and leverage additional projects to the plan*

**June
2025**

- *Statewide Partnership Program Cycle Opens for 2025, commencing FY26*

10-Year Plan Development



TDOT Prioritization Criterion

Project Performance

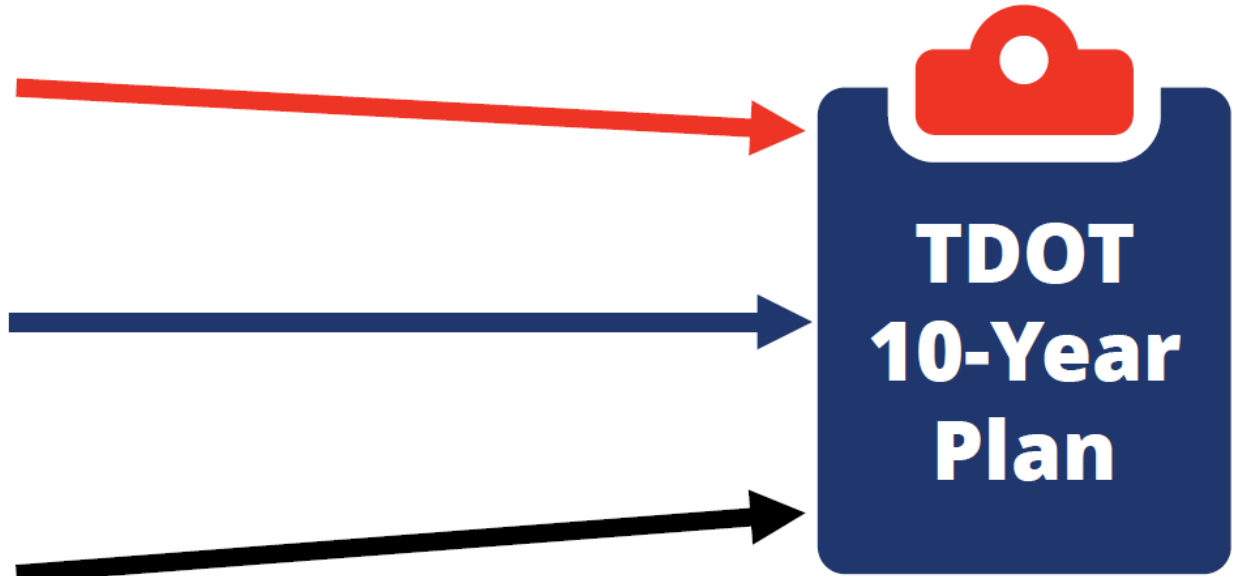
- Safety
- Congestion
- Economic Growth
- Preservation
- Livability & Sustainability

Project Delivery

- Time to Deliver
- Risk that may Delay Delivery

Project Cost

- Total Cost
- State Share of Cost
- Leveraged Funding
- Regional Balance



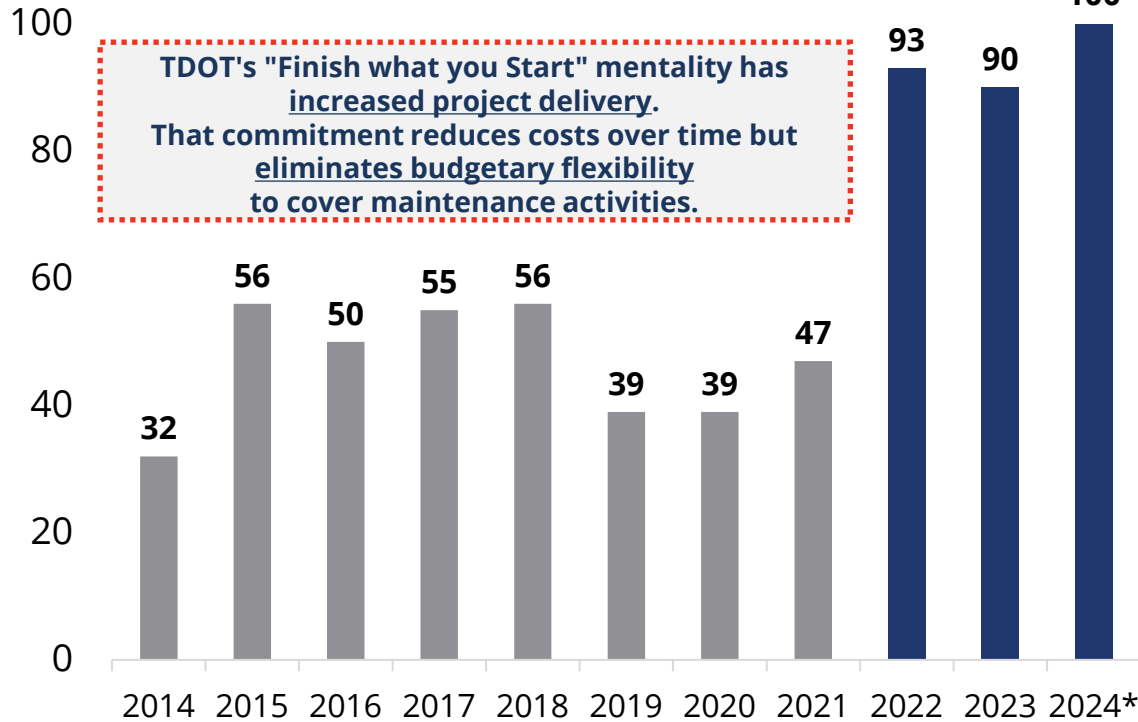
Final priorities reflect a combination of performance, delivery, and cost.

TN

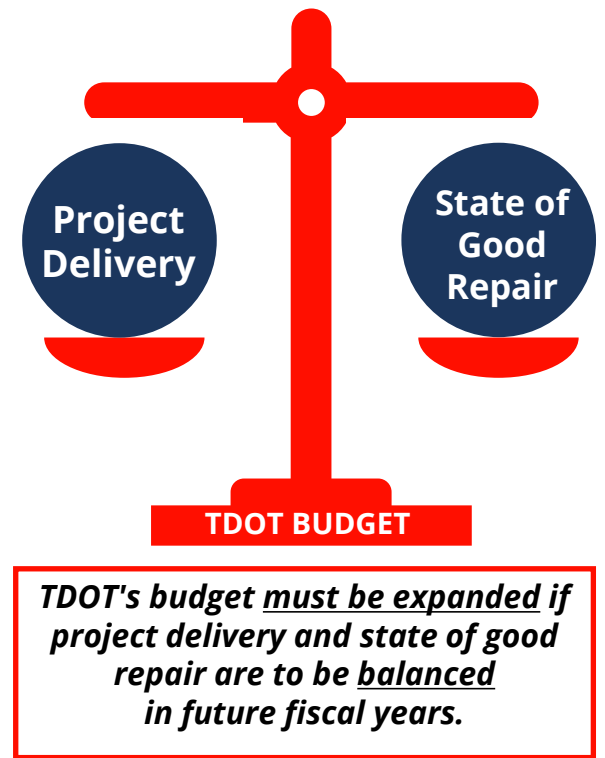
TN

Challenge: Higher Delivery Reduces Maintenance Flexibility

Percentage of Projects Delivered Every Year

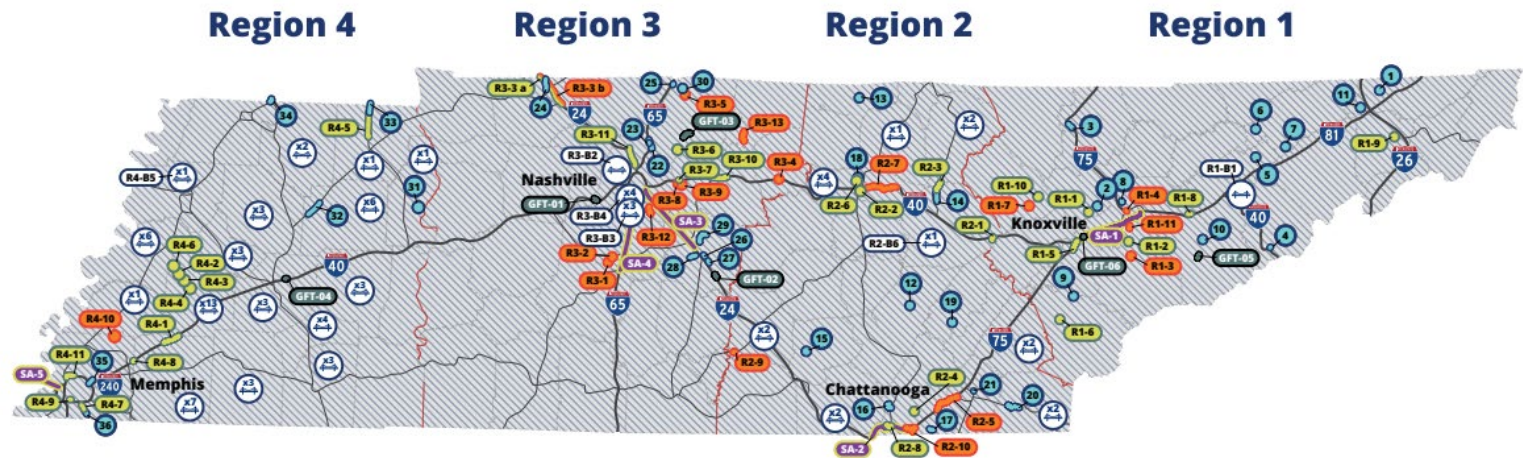


TDOT's "Finish what you Start" mentality has increased project delivery. That commitment reduces costs over time but eliminates budgetary flexibility to cover maintenance activities.



* Estimated FY24

10-Year Plan Update



\$211M+

*Obligated by Highway Departments
through the State Aid Program*

74%

Delivery in Year 1

90%

*On Track for
Target Spend*

Transportation Modernization Fund Implementation Plan



**April
2025**


- *Update 10-Year Plan with current funding*

**May
2025**

- *If appropriated, apply General Fund Dollars to expedite, add to, and leverage additional projects to the plan*

**June
2025**

- *Statewide Partnership Program Cycle Opens for 2025, commencing FY26*



Tennessee

Build With Us

Next Steps

- Stay tuned – October meeting (virtual)
- Other freight updates for future FAC's: Smith County truck parking, America's River Crossing, Legislative updates, data, MPO / RPO information, university research: waterways / return on investment, Choice Lanes, other ideas – Please let us know
- Be safe
- Thank you!