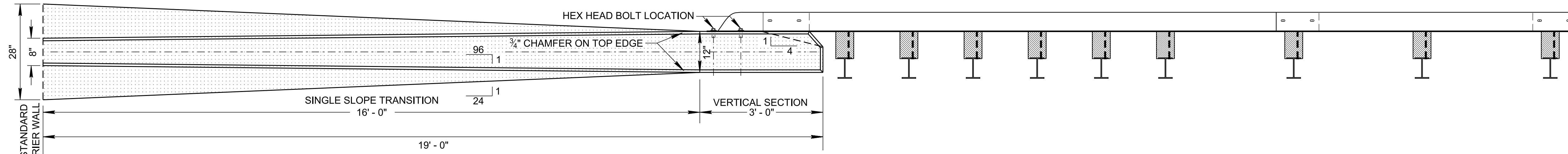
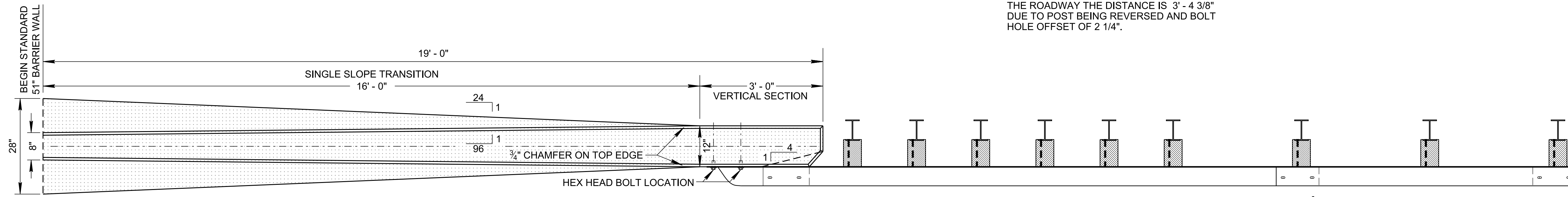


PLAN VIEW FOR LEFT SIDE APPROACH

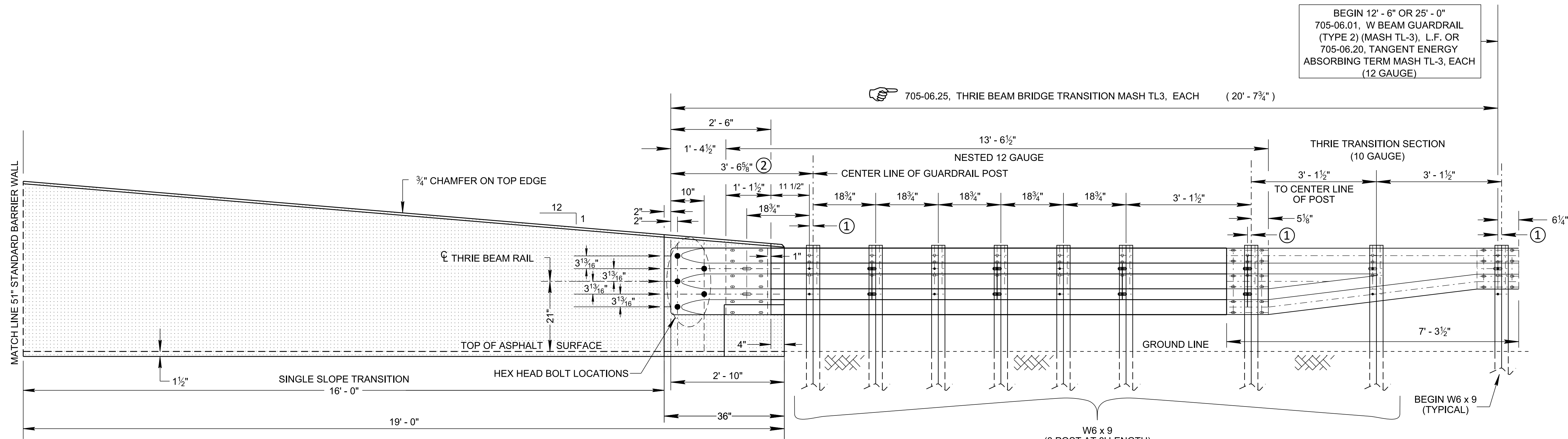


LEGEND

- ① 1 1/8" POST OFFSET TO BOLT HOLE (TYPICAL)
 - ② FOR SINGLE THRIE BEAM CONNECTION ONLY, THE APPROACHING OPPOSITE SIDE OF THE ROADWAY THE DISTANCE IS 3' - 4 3/8" DUE TO POST BEING REVERSED AND BOLT HOLE OFFSET OF 2 1/4".
- SEE S-GR31-1A FOR BLOCK-OUT DETAILS



PLAN VIEW FOR RIGHT SIDE APPROACH



ELEVATION VIEW

CONCRETE BARRIER WALL WITH SINGLE THRIE BEAM GUARDRAIL CONNECTION

TO BE USED WITH STANDARD DRAWING S-SSMB-6D

STATE OF TENNESSEE
STANDARD DRAWING
DEPARTMENT OF TRANSPORTATION

SINGLE GUARDRAIL ATTACHMENT TO SINGLE SLOPE 51" BARRIER WALL

S-SSMB-6F

11/27/2019 11:06:17 AM C:\Users\jj00547\Desktop\106.09 Concrete Median Barriers IP\SSSMB6F-20190628.dgn

NOT TO SCALE

06-28-2019