REV. 5-27-01: CHANGED VARIABLE JOINT SPACING TO 15' CONSTANT IN ALL VIEWS TO MATCH STD. DWG. NO. RP-J-1.

REV. 9-29-10: CHANGED ITEM NUMBER.

REV. 05-01-20: REVISED AND RENAMED DETAILS. REDREW SHEET.

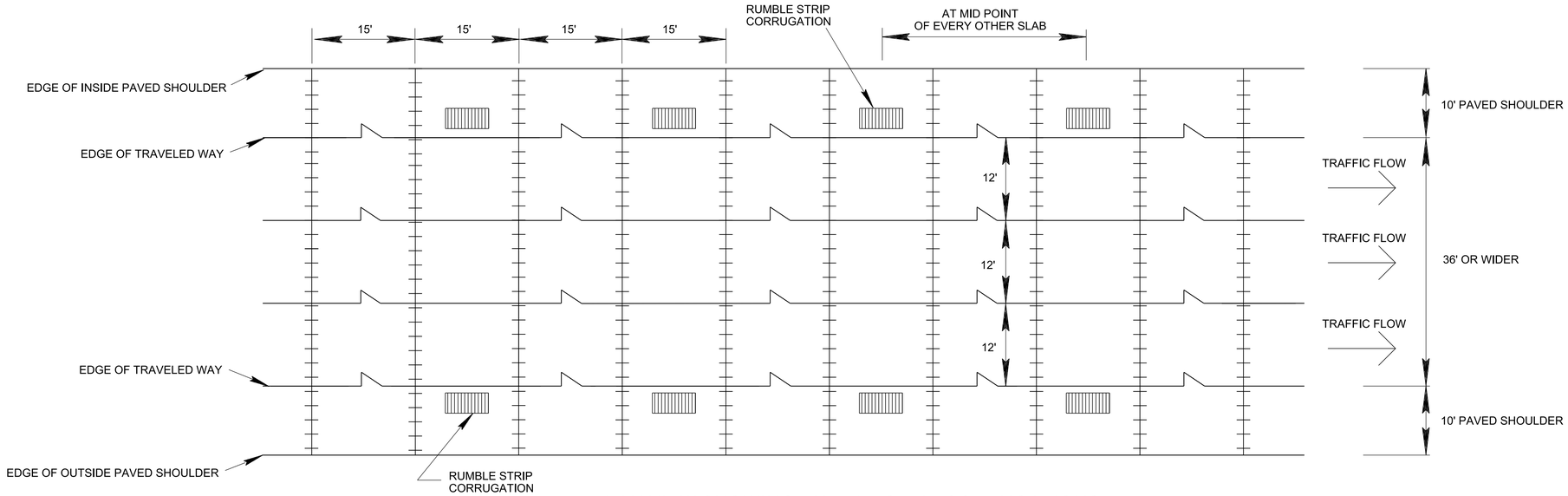

PLAN VIEW SHOWING RUMBLE STRIP CORRUGATIONS IN CONCRETE SHOULDERS, DETAIL 1

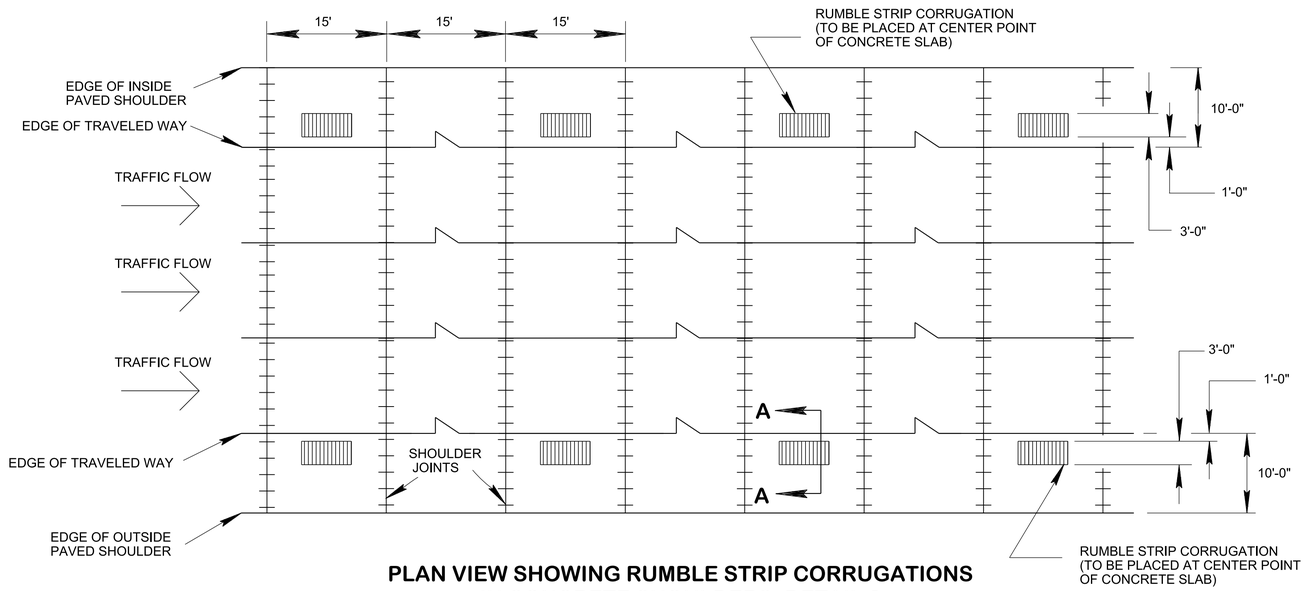

PLAN VIEW SHOWING RUMBLE STRIP CORRUGATIONS IN CONCRETE SHOULDERS, DETAIL 2

JOINT SYMBOLS

TRANSVERSE CONTRACTION

LONGITUDINAL CONTRACTION OR LONGITUDINAL CONSTRUCTION

NOTE: RUMBLE STRIPS TO BE FORMED AND PAID FOR UNDER ITEM NO. 501-03.10, CONCRETE SHOULDER RUMBLE STRIP LINEAR FEET.



SECTION A-A

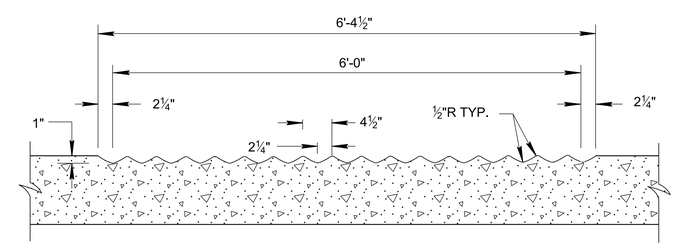

DETAIL OF CORRUGATIONS IN CONCRETE SHOULDER RUMBLE STRIP

STATE OF TENNESSEE
STANDARD DRAWING
DEPARTMENT OF TRANSPORTATION

CONCRETE SHOULDER RUMBLE STRIP DETAIL

(FOR 6-LANE OR WIDER DIVIDED HIGHWAY)

10-26-1996 | RP-CS-2

NOT TO SCALE

LLP

4/15/2020 2:42:05 PM
P:\StandDraw\DESIGN STANDARDS\Standards Drawings Library\Standard Roadway Drawings - CURRENT\In Progress\10-104.00 Roadway, Pavement Appurtenances and Fence IP\104.01 Concrete Pavement IP\RP