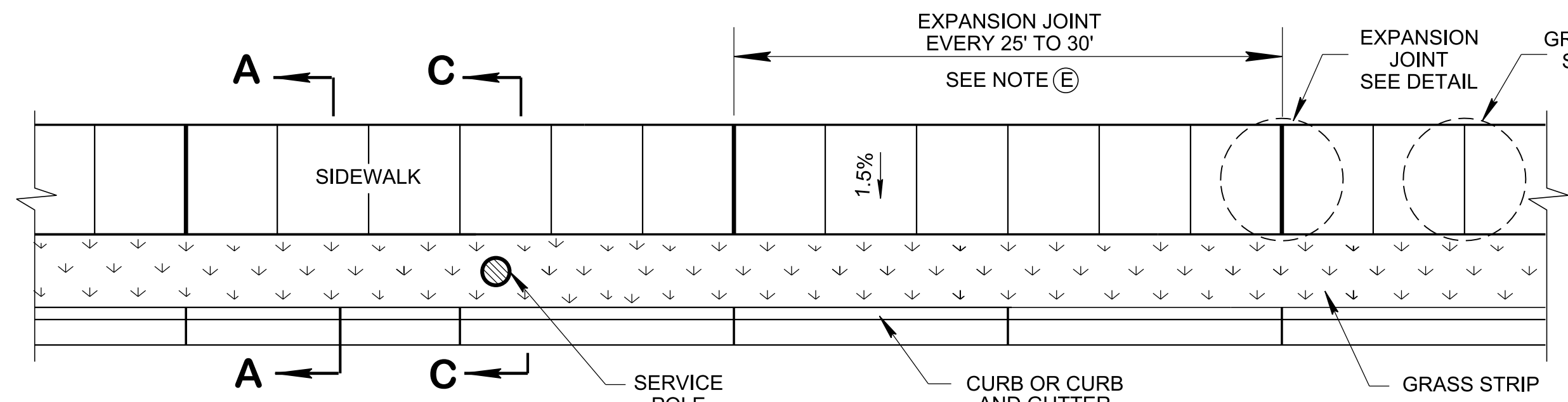
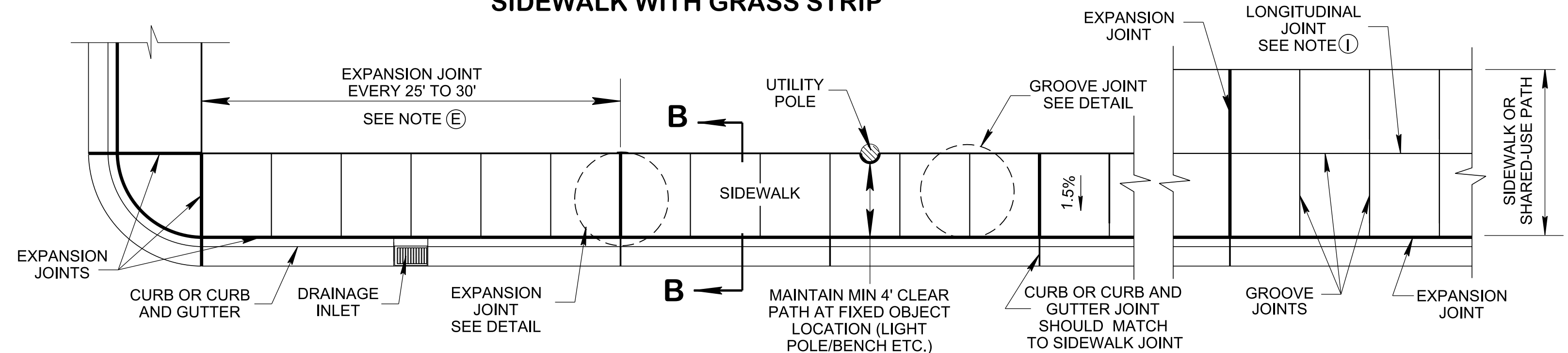


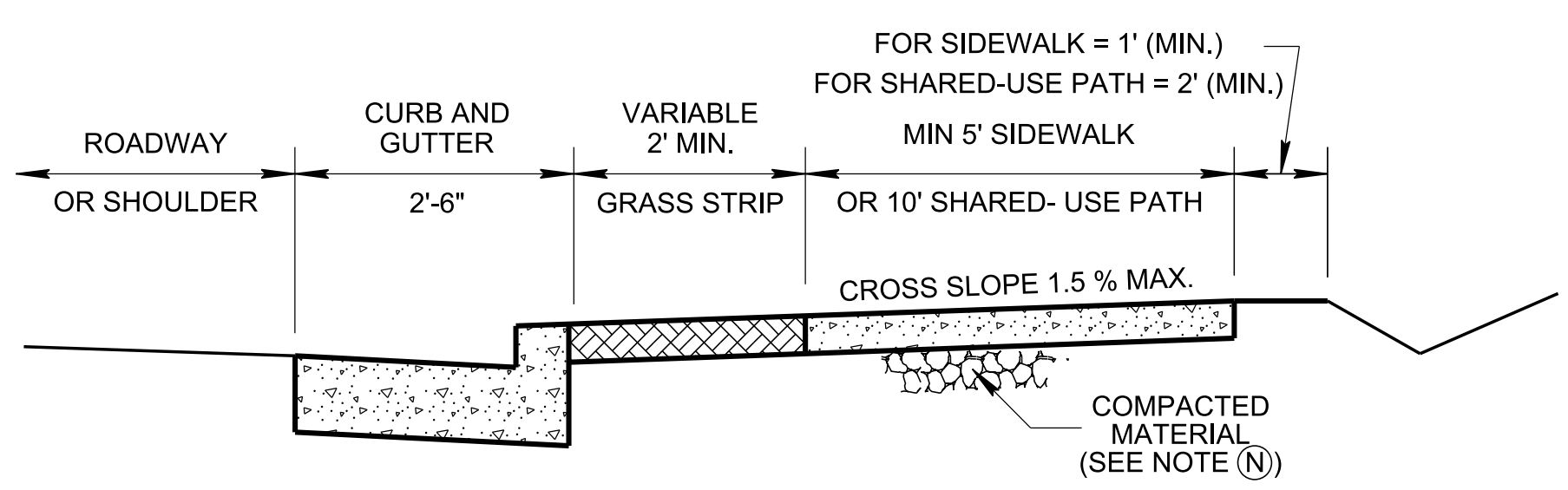
7/5/2023 2:30:11 PM P:\StandDraw\DESIGN STANDARDS\Standards Drawings\Standard Roadway Drawings - CURRENT\In Progress\10-105.00 Multimodal IP\160.04 Sidewalk IP\MMSW1-20230707.dgn



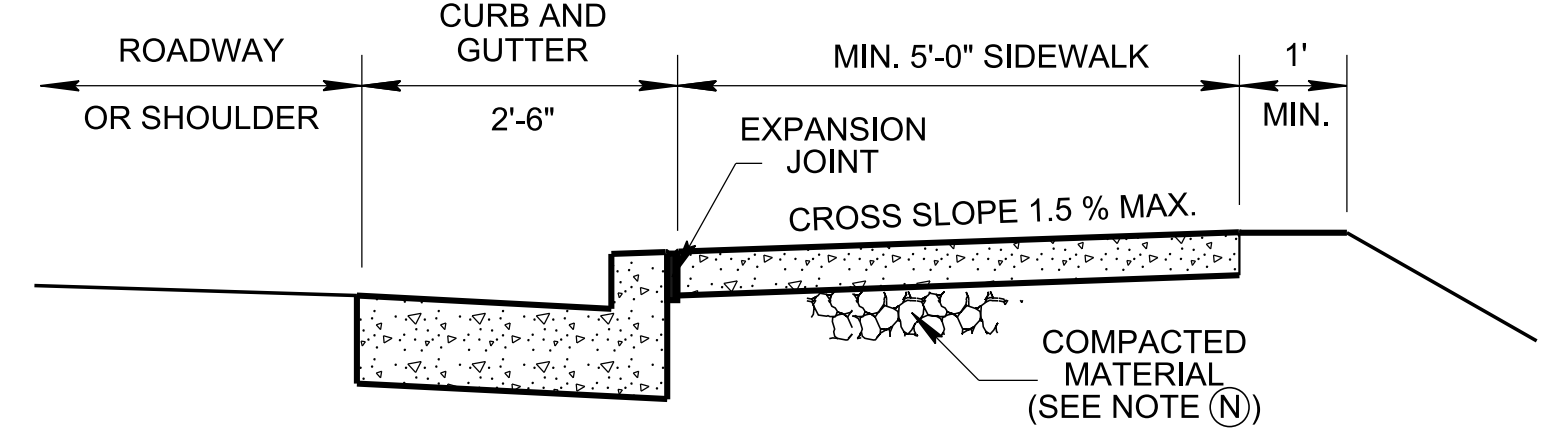
**PLAN VIEW  
SIDEWALK WITH GRASS STRIP**



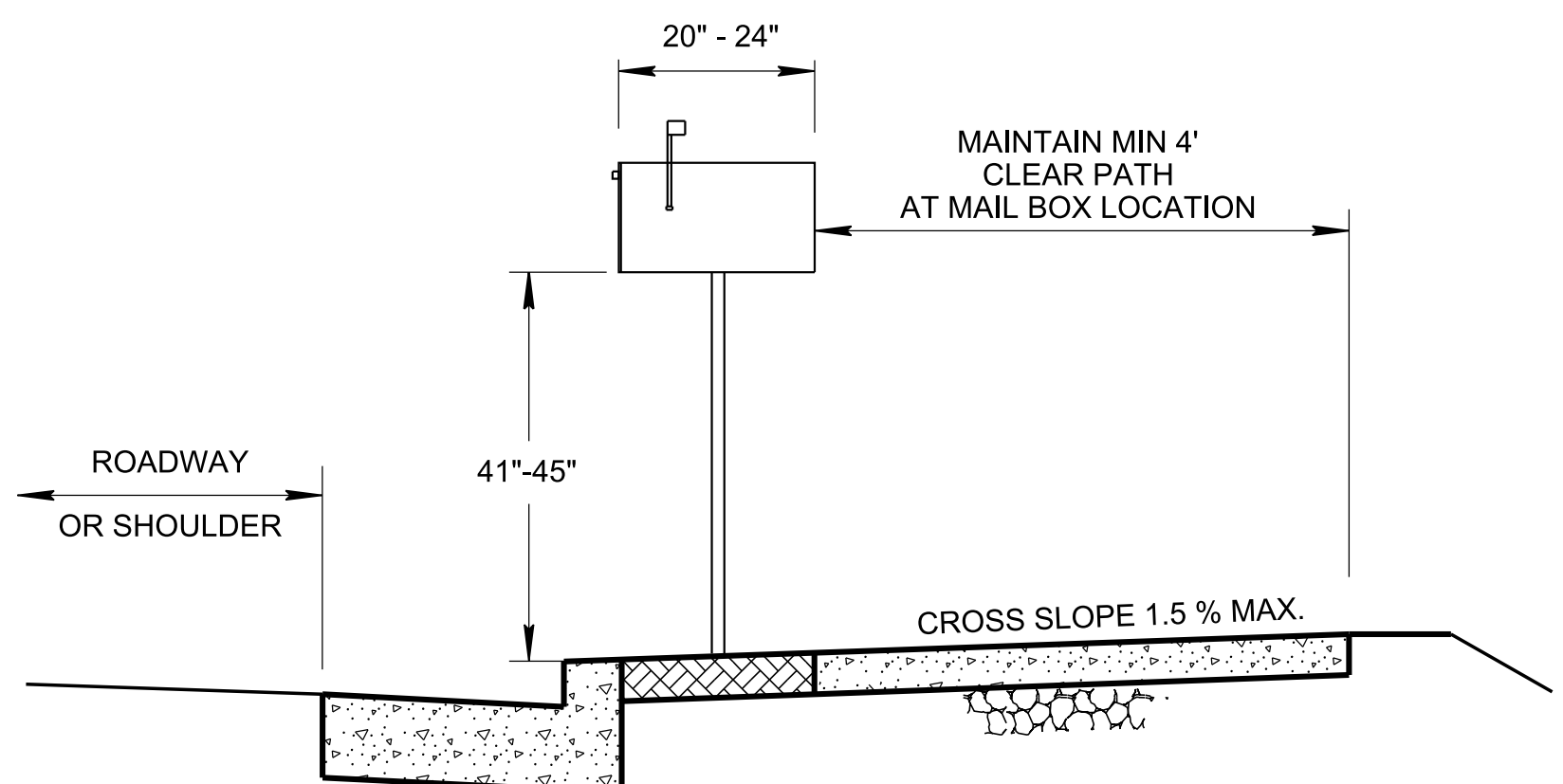
**PLAN VIEW  
SIDEWALK WITHOUT GRASS STRIP**  
(NOTE: WHEN NEEDED DUE TO EXTREME SITE CONDITIONS THE PLACEMENT OF SERVICE APPURTENANCES SHALL PROVIDE MINIMUM 4' CLEAR PATH.)



**SECTION A-A  
TYPICAL SIDEWALK CROSS SECTION  
WITH GRASS STRIP**



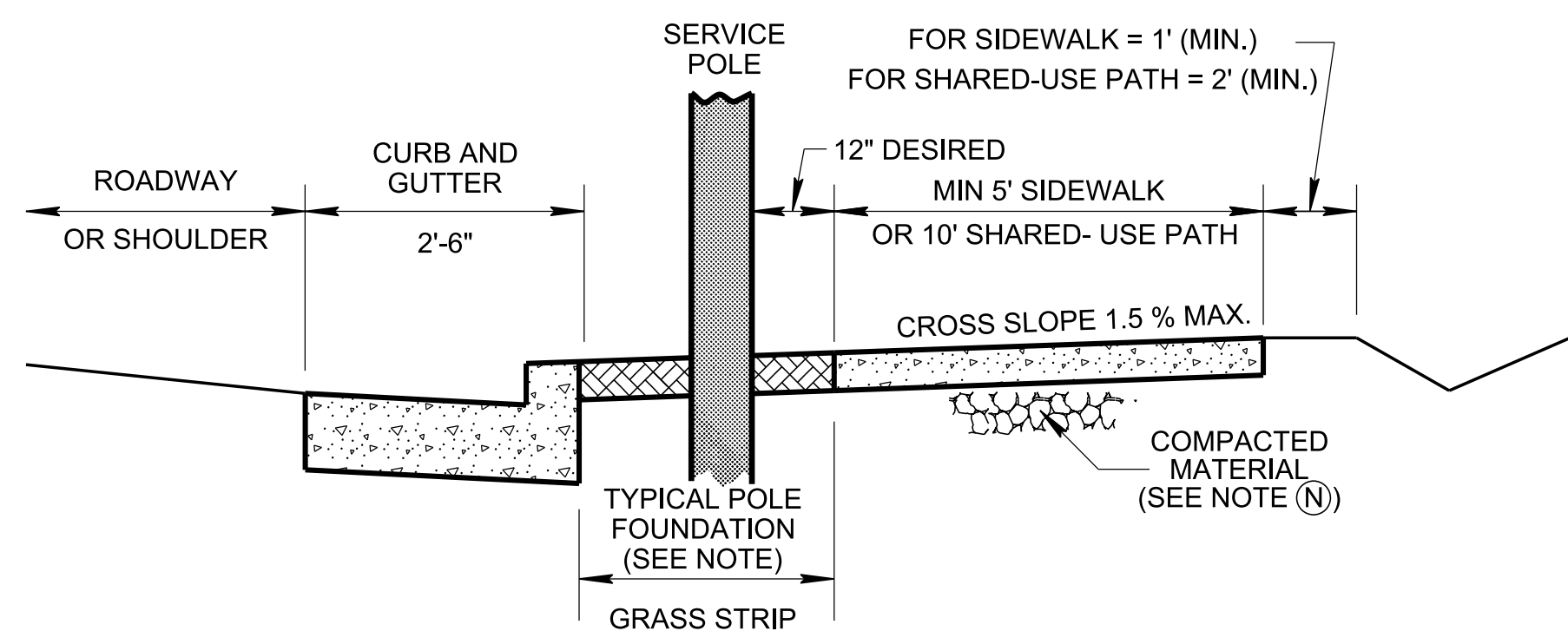
**SECTION B-B  
TYPICAL SIDEWALK CROSS SECTION  
WITHOUT GRASS STRIP**



**MAILBOX DETAIL**

NOTE: EDGE OF MAILBOX SHALL NOT OVERHANG BEYOND THE BACK OF THE CURB. NOR SHALL THE MAILBOX OVERHANG THE SIDEWALK SUCH THAT THE USABLE WIDTH IS LESS THAN 4 FEET.

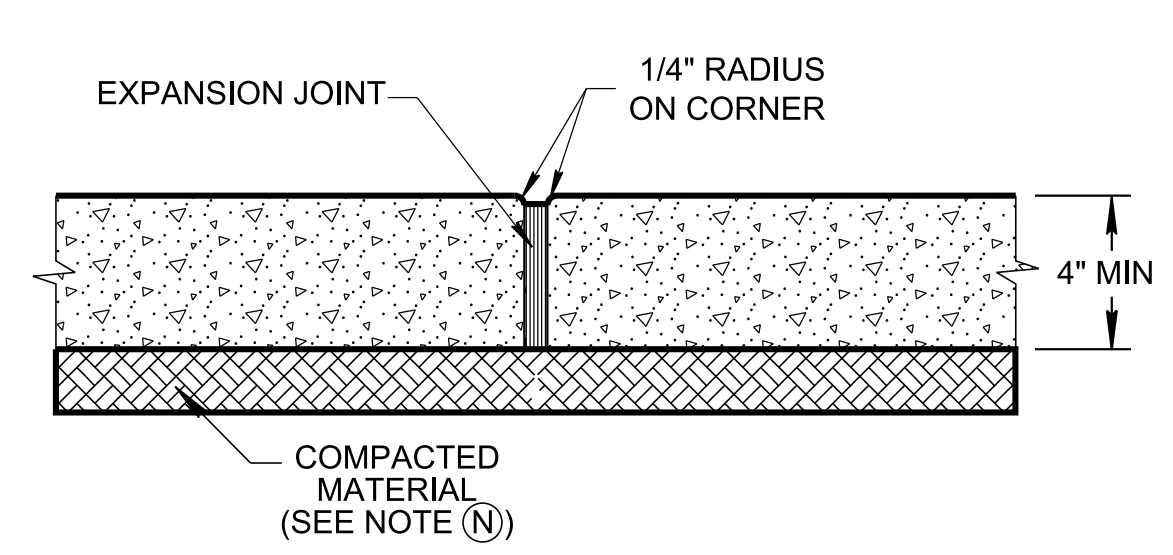
IF NEEDED, REMOVAL AND RESETTING MAILBOXES TO BE INCLUDED IN THE COST OF SIDEWALK.



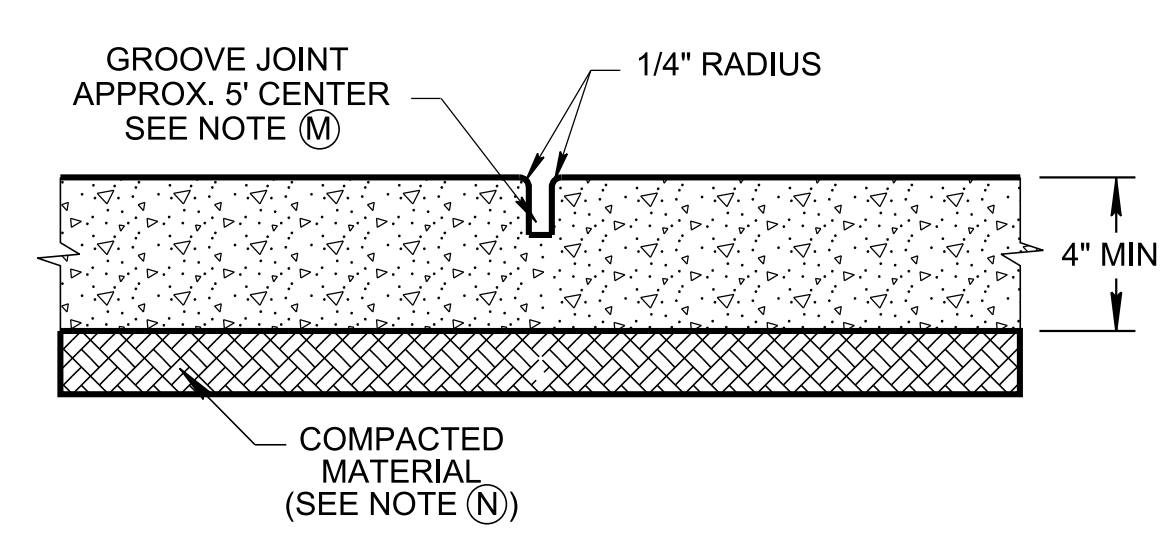
NOTE: IF SERVICE POLE IS PLACED IN GRASS STRIP THE POLE SHALL HAVE MIN. 3' OFFSET FROM TRAVELLED LANE. MINIMUM 36" DIAMETER AND 15' DEEP FOUNDATION SPACE SHALL BE EVALUATED TO ELIMINATE CONFLICTS. SEE STANDARD TRAFFIC OPERATION DRAWINGS T-SG-9 AND T-SG-10 FOR MORE INFORMATION.

SERVICE APPURTENANCES (LARGE SIGNS, STRUCTURES, SIGNAL, LUMINARY AND UTILITY POLES 2' DIAMETER OR LARGER) SHALL BE PLACED OUTSIDE THE PEDESTRIAN ACCESSIBLE SPACE, PREFERABLY OUTSIDE THE SIDEWALK AREA AND INSIDE THE RIGHT-OF-WAY.

**SECTION C-C  
TYPICAL SIDEWALK CROSS SECTION  
WITH GRASS STRIP AND SERVICE APPURTENANCES**



**EXPANSION JOINT DETAIL**



**HAND TOOL GROOVE JOINT DETAIL**

REFERENCED STANDARD DRAWINGS	
SEE T-M-4,	FOR CROSS WALK MARKING
SEE MM-CR SERIES	FOR CURB RAMP DETAILS
SEE MM-BPR-1,	FOR PEDESTRIAN RAIL REQUIREMENTS & S-PL-6, FOR GUARDRAIL PLACEMENT
SEE MM-SW-2,	FOR ALTERNATE DETAILS FOR CONCRETE SIDEWALK (REHABILITATION)
SEE RP-SC-1,	FOR 6" SLOPING CONCRETE CURBS AND CONCRETE CURBS AND GUTTERS
SEE RP-VC-10 OR 11,	FOR VERTICAL CONCRETE CURB AND CONCRETE CURBS AND GUTTER DETAILS
SEE MM-PM-1 THRU MM-PM-5,	FOR BIKE LANE/ROUTE PAVEMENT MARKINGS
SEE RP-D-15 & 16	FOR CONCRETE DRIVEWAYS
SEE MM-TS-2	FOR PEDESTRIAN FACILITY LATERAL OFFSETS/ BUFFER GUIDANCE.
SEE MM-TS-3	FOR SHARED USE TYPICAL SECTIONS

GENERAL NOTES	
(A)	ALWAYS PLACE SIDEWALK AS FAR AS AWAY FROM THE TRAVELLED WAY WHEN POSSIBLE. FOR SPECIFICATIONS SEE "STANDARD SPECIFICATIONS FOR ROAD AND BRIDGE CONSTRUCTION" OF THE TENNESSEE DEPARTMENT OF TRANSPORTATION.
(B)	WHERE IT BECOMES NECESSARY TO REMOVE PARTS OF EXISTING CONCRETE SIDEWALKS OR RAMPS, THE RESULTING EDGES SHALL BE CUT TO A NEAT LINE, AND ANY OFFSETS IN SUCH LINES SHALL BE MADE AT RIGHT ANGLES.
(C)	SIDEWALK WIDTHS DO NOT INCLUDE THE SIX INCH CURB WIDTH OF PROPOSED TOP OF CURB.
(D)	MAXIMUM SIDEWALK CROSS SLOPE IS 1.5 %. ALL SIDEWALKS SHALL HAVE A BROOM FINISH AND SHALL BE 4" THICK UNLESS THE PLANS CALL FOR 6" THICKNESS. THE CONCRETE SHALL BE CLASS "A" AT 3000 PSI. ALL COST TO BE INCLUDED IN ITEM NO. 701-01.01, CONCRETE SIDEWALK (4"), S.F. OR 701-01.02, CONCRETE SIDEWALK (6"), S.F.
(E)	EXPANSION JOINTS ARE TO BE PLACED 25 TO 30 FEET APART DEPENDING ON TRANSVERSE JOINT MARKINGS AND NEED TO MATCH CURB EXPANSION JOINT WHERE SIDEWALK IS BUILT DIRECTLY AGAINST CURB, OR AS DIRECTED BY THE ENGINEER WHERE THE PROPOSED SIDEWALK IS IN CONTACT WITH THE STREET RETURNS, ON BUILDING LINES PRODUCED AT STREET INTERSECTIONS, WHERE WALKS LEAD TO HOUSE OR OTHER ENTRANCES AND AN OTHER LOCATIONS WHERE STRESSES MAY DEVELOP. THE COST OF ALL EXPANSION JOINTS IS TO BE INCLUDED IN THE UNIT PRICE BID FOR THE PROPOSED SIDEWALK.
(F)	CONCRETE JOINT MATERIAL TO BE FLUSH WITH THE SIDEWALK SURFACE, ONE INCH PREFORMED FILLER IN ACCORDANCE WITH SECTION 701.06 OF THE STANDARD SPECIFICATIONS.
(G)	ONE INCH EXPANSION JOINTS ARE TO BE PLACED WHERE THE PROPOSED SIDEWALK IS IN CONTACT WITH CIRCULAR CURBS, BUILDINGS AND/OR RETAINING WALLS.
(H)	HALF INCH EXPANSION JOINTS ARE TO BE USED AT ALL OTHER LOCATIONS.
(I)	LONGITUDINAL JOINT MARKINGS WILL NOT BE REQUIRED ON SIDEWALKS THAT ARE 5 FEET OR LESS IN WIDTH. ONE LONGITUDINAL JOINT MARKING WILL BE REQUIRED ON SIDEWALKS OVER 5 FEET BUT LESS THAN 9 FEET IN WIDTH. TWO LONGITUDINAL JOINT MARKINGS WILL BE REQUIRED ON SIDEWALKS OVER 9 FEET BUT LESS THAN 12 FEET IN WIDTH.
(J)	TRANSVERSE JOINT MARKERS ARE TO BE MADE TO FORM BLOCKS AS NEARLY TO SQUARE AS PRACTICAL.
(K)	WHEN LEAVING A SQUARE OPENING IN THE SIDEWALK, THE LENGTH OF THE SIDE OF THE SQUARE OPENING SHOULD BE EQUAL TO THE DIAMETER OF THE FIXED OBJECT PLUS SIXTEEN INCHES. IT WILL BE BORDERED BY HALF INCH EXPANSION JOINT.
(L)	WHEN NEW SIDEWALK IS PLACED ADJACENT TO EXISTING SIDEWALK THE CONTRACTOR SHALL CORRECT ALL ABRUPT CHANGES AND SLOPES TO PROVIDE A SMOOTH TRANSITION FROM THE LIMIT OF CONSTRUCTION TO EXISTING PEDESTRIAN FACILITY.
(M)	DIVIDE THE SURFACE OF SIDEWALKS INTO BLOCKS USING A GROOVING TOOL. SPACE THE GROOVES APPROXIMATELY 5 FEET APART TO PRODUCE SQUARE BLOCKS UNLESS OTHERWISE DIRECTED BY THE ENGINEER.
(N)	SHAPE AND COMPACT THE SUBGRADE TO A FIRM, EVEN SURFACE IN REASONABLY CLOSE CONFORMITY WITH THE GRADE AND CROSS-SECTION SHOWN ON THE PLANS. REMOVE ALL SOFT AND YIELDING MATERIAL, REPLACE IT WITH ACCEPTABLE MATERIAL, AND COMPACT IT AS DIRECTED BY THE ENGINEER.

REV. 06-28-19: REVISED GENERAL NOTES (B), (D), (G) & (H) ALONG WITH DETAIL NOTES FOR "TYPICAL SIDEWALK CROSS SECTION WITH GRASS STRIP AND SERVICE APPURTENANCES" AND "SIDEWALK CONSTRUCTION DETAILS WITHOUT GRASS STRIP". ADDED NOTE TO MAILBOX DETAIL.  
REV. 03-01-2023: SIDEWALK PLAN VIEWS AND GROOVE JOINT DETAIL WERE ADDED. REMOVED GENERAL NOTE (E), AND ADDED GENERAL NOTES (M) AND (N) SIDEWALK CONSTRUCTION DETAIL WAS REMOVED. SECTION C-C NOTE WAS REVISED.  
REV. 07-07-2023: REVISED MAILBOX DETAIL AND NOTE.

(Replaced Std Dwg RP-S-7)

**STATE OF TENNESSEE**  
STANDARD DRAWING  
DEPARTMENT OF TRANSPORTATION

**DETAILS  
FOR  
CONCRETE  
SIDEWALK**

01-07-2019 MM-SW-1