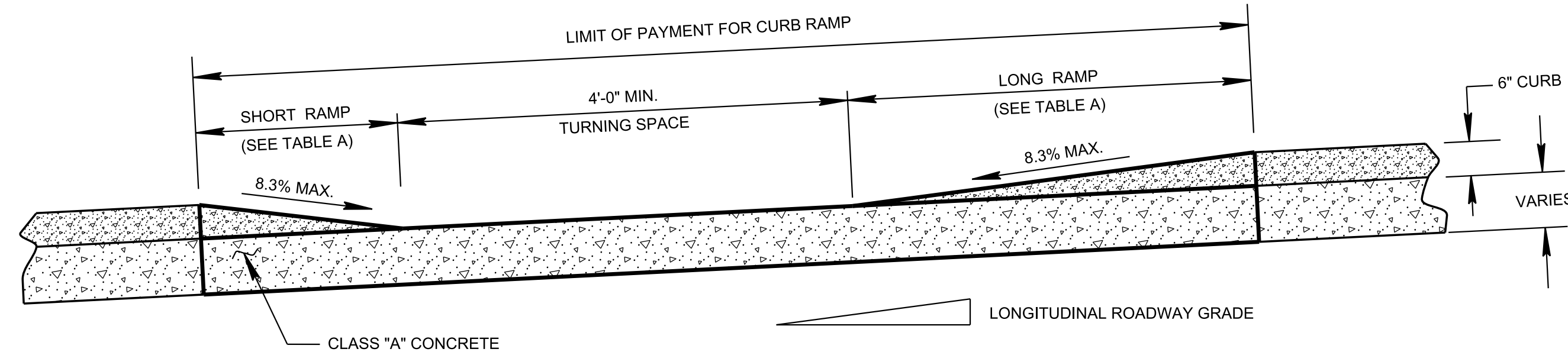


PARALLEL CURB RAMP DETAIL

DIMENSIONS SHOWN ABOVE FOR 0% LONGITUDINAL ROADWAY GRADE



ALTERNATE SECTION B-B

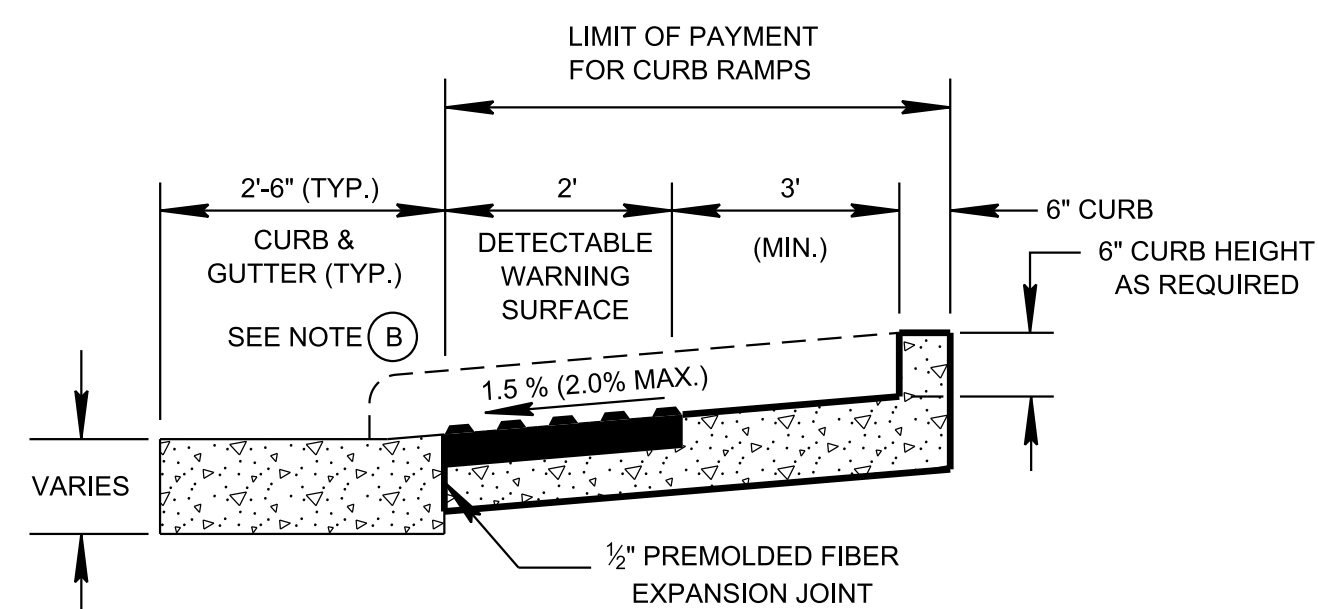
PARALLEL CURB RAMP DETAIL SHOWN WITH LONGITUDINAL ROADWAY GRADE

NOTE: MODIFICATIONS MAY BE REQUIRED FOR LONGITUDINAL ROADWAY GRADES STEEPER THAN 5%. ENGINEER SHOULD BE NOTIFIED FOR ASSESSMENT IF THE CURB RAMP RUN EXCEEDS 15' IN LENGTH DUE TO THE LONGITUDINAL ROADWAY GRADE.

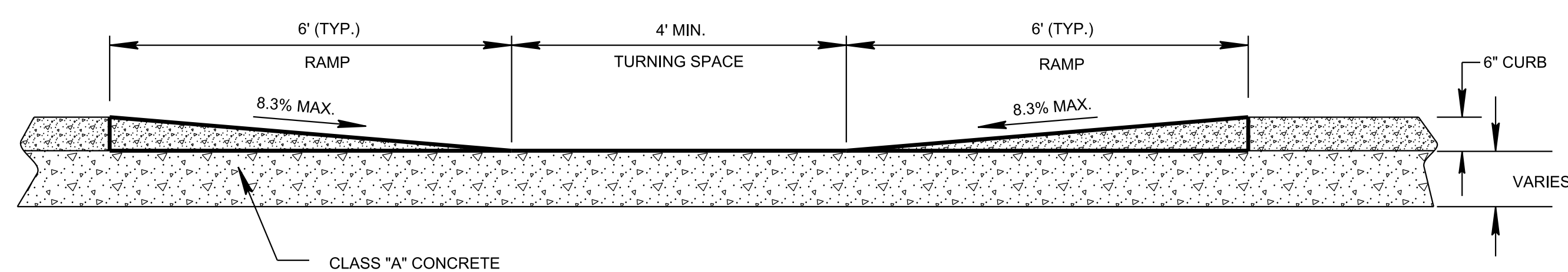
TABLE A

LONGITUDINAL ROADWAY GRADE	LONG RAMP	SHORT RAMP	PAY AREA S.F.
5 %	15'-0"	3'-9"	114
4 %	11'-6"	4'-1"	98
3 %	9'-5"	4'-5"	90
2 %	7'-11"	4'-10"	84
1 %	6'-10"	5'-5"	92
0 %	6'-0"	6'-0"	80

BASED ON 5' SIDEWALK WIDTH (EXCLUDING BACK CURB)

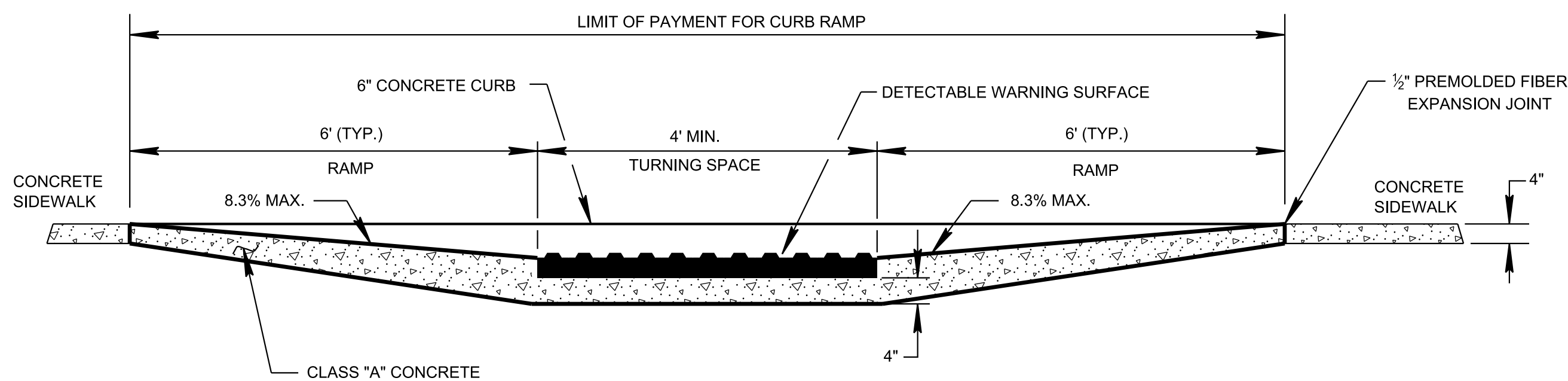


SECTION A-A



SECTION B-B

DIMENSIONS SHOWN ABOVE FOR 0% LONGITUDINAL ROADWAY GRADE



SECTION C-C

DIMENSIONS SHOWN ABOVE FOR 0% LONGITUDINAL ROADWAY GRADE

GENERAL NOTES

- (A) PARALLEL CURB RAMPS MAY BE USE WHEN SIDEWALK WIDTH IS LESS THAN 12' AND CURB RAMP IS LOCATED ALONG TANGENT SIDEWALK SECTION OF ROADWAY. FOR PARALLEL CURB RAMPS INSTALLED IN CURVE SEE STD. DWG. MM-CR-7.
- (B) CURB SHALL BE FLUSH ACROSS ENTIRE WIDTH OF CURB RAMP. DETECTABLE WARNING SURFACES SHALL EXTEND 2' IN THE DIRECTION OF PEDESTRIAN TRAVEL. AT CURB RAMPS AND BLENDED TRANSITIONS, DETECTABLE WARNING SURFACES SHALL EXTEND THE FULL WIDTH OF THE RAMP RUN (EXCLUDING ANY FLARED SIDES), BLENDED TRANSITION, OR TURNING SPACE. SEE STD. DWG. MM-CR-1 FOR DETECTABLE WARNING SURFACE DETAILS.
- (C) DESIGN / CONSTRUCTION MODIFICATIONS MAY BE REQUIRED FOR CURB RAMPS TO BE INSTALLED ALONG A ROADWAY WITH LONGITUDINAL GRADES EXCEEDING 5%. ENGINEER SHOULD BE NOTIFIED FOR ASSESSMENT IF THE CURB RAMP SIDE FLARES EXCEED 15' IN LENGTH DUE TO THE LONGITUDINAL GRADE.
- (D) PAYMENT:
 NEW:
 ALL COSTS OF INSTALLING CURB RAMP(S), INCLUDING DETECTABLE WARNING SURFACE(S) IN NEWLY CONSTRUCTED SIDEWALK AREAS, SHALL BE PAID BY ITEM NO. 701-02.03, CONCRETE CURB RAMP, PER SQUARE FOOT.

 PAYMENT SHALL INCLUDE ALL MATERIALS, EQUIPMENT, AND LABOR NECESSARY FOR CONSTRUCTION OF THE CURB RAMP(S), INCLUDING INSTALLATION OF DETECTABLE WARNING SURFACE(S).

 RETROFIT:
 ALL COSTS OF INSTALLING CURB RAMP(S), INCLUDING DETECTABLE WARNING SURFACE(S) IN EXISTING SIDEWALK AREAS, REMOVAL OF THE EXISTING SIDEWALK, AND ADJUSTMENT OF GUTTER PAN SLOPE, SHALL BE PAID BY ITEM NO. 701-02.01, CONCRETE CURB RAMP (RETROFIT), PER SQUARE FOOT.

 PAYMENT SHALL INCLUDE ALL MATERIALS, EQUIPMENT, AND LABOR INSTALLATION OF CURB RAMP(S), INCLUDING INSTALLATION OF DETECTABLE WARNING SURFACE(S).

 COST OF CURB AND GUTTER TO BE INCLUDED IN THE PRICE OF ITEM NO. 702-01, CONCRETE CURB, PER C. Y. OR ITEM NO. 702-03, CONCRETE COMBINED CURB & GUTTER, PER C. Y.
- (E) FOR SIGNALIZED INTERSECTIONS THAT REQUIRE PEDESTRIAN SIGNAL PUSHBUTTONS, SEE TDOT TRAFFIC DESIGN MANUAL FOR PLACEMENT DETAILS.
- (F) FOR ADDITIONAL SIDEWALK DETAILS AND IF MAILBOXES ARE REMOVED DURING INSTALLATION OF THE CURB RAMP, PROVIDE A 12" X 12" OPENING BEHIND THE CURB. SEE STD. DWG. MM-SW-1.
- (G) WHERE NEW CURB RAMP CONDITIONS DO NOT MEET EXISTING SIDEWALK, THE DESIGNER SHALL ADD ADDITIONAL QUANTITY FOR UP TO 15 FEET IN EACH DIRECTION OF SIDEWALK MODIFICATION TO TIE TO THE EXISTING GRADE.
- (H) SURFACE TEXTURE TO BE OBTAINED BY A COARSE BROOMING TRANSVERSE TO THE SLOPE OF CURB RAMP.
- (I) SEE STD. DWG. T-M-4 FOR CROSSWALK MARKING DETAILS.

(Replaced Std Dwg RP-H-5)

STATE OF TENNESSEE
STANDARD DRAWING
DEPARTMENT OF TRANSPORTATION

PARALLEL CURB RAMP