

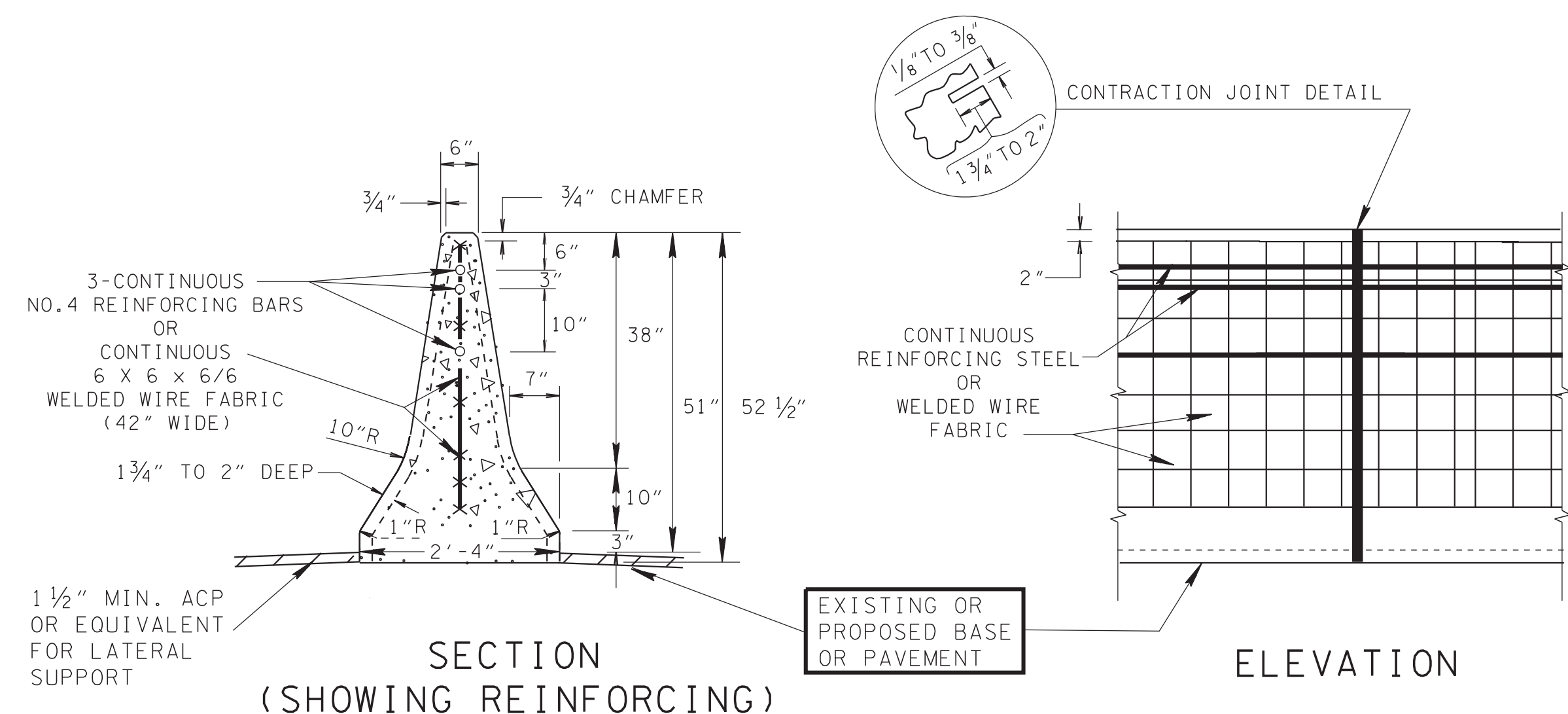
REV. 12-17-87: ADDED NOTE (D).

(E) REV. 7-29-93: REDREW AND REORGANIZED SHEET. CHANGED TAPER DISTANCE IN VERTICAL TRANSITIONS. ADDED GENERAL NOTES REGARDING CONTRACTION AND EXPANSION JOINTS, AND TEXTURE FINISH. CHANGED REINFORCING STEEL AT EXPANSION JOINT.

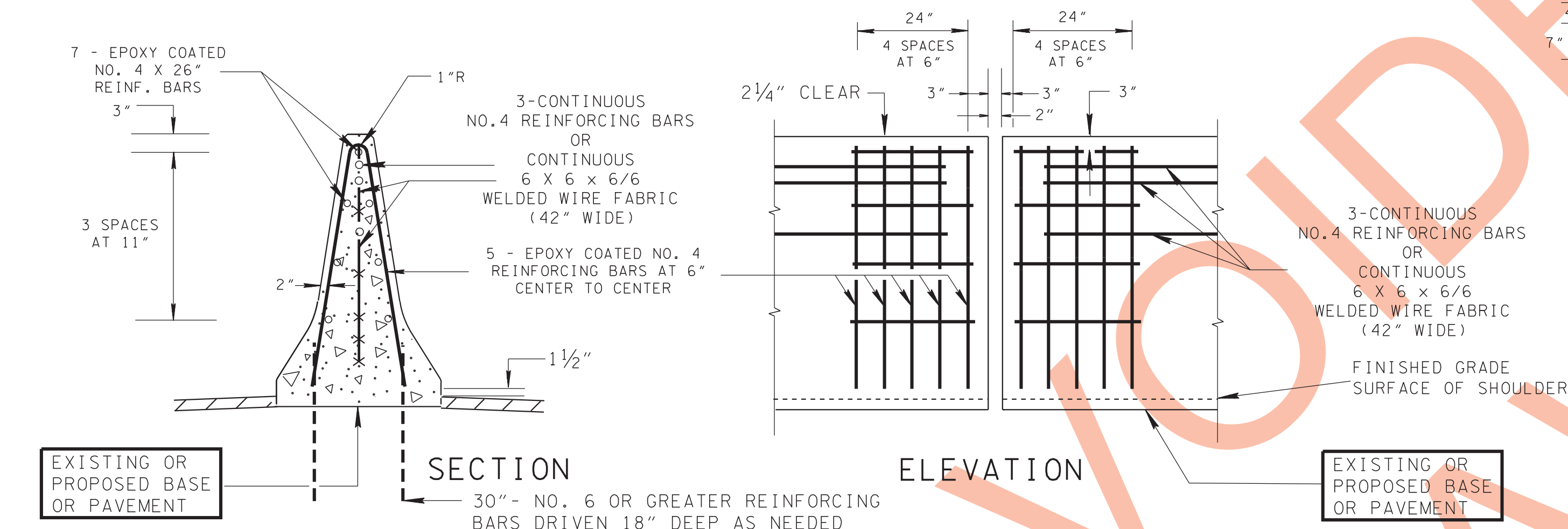
(F) REV. 1-19-95: MODIFIED GENERAL NOTE (D).

(G) REV. 5-27-96: REDUCED DRAWING WEIGHT OF REINFORCING STEEL.

(H) REV. 10-26-99: MODIFIED GENERAL NOTE (D).



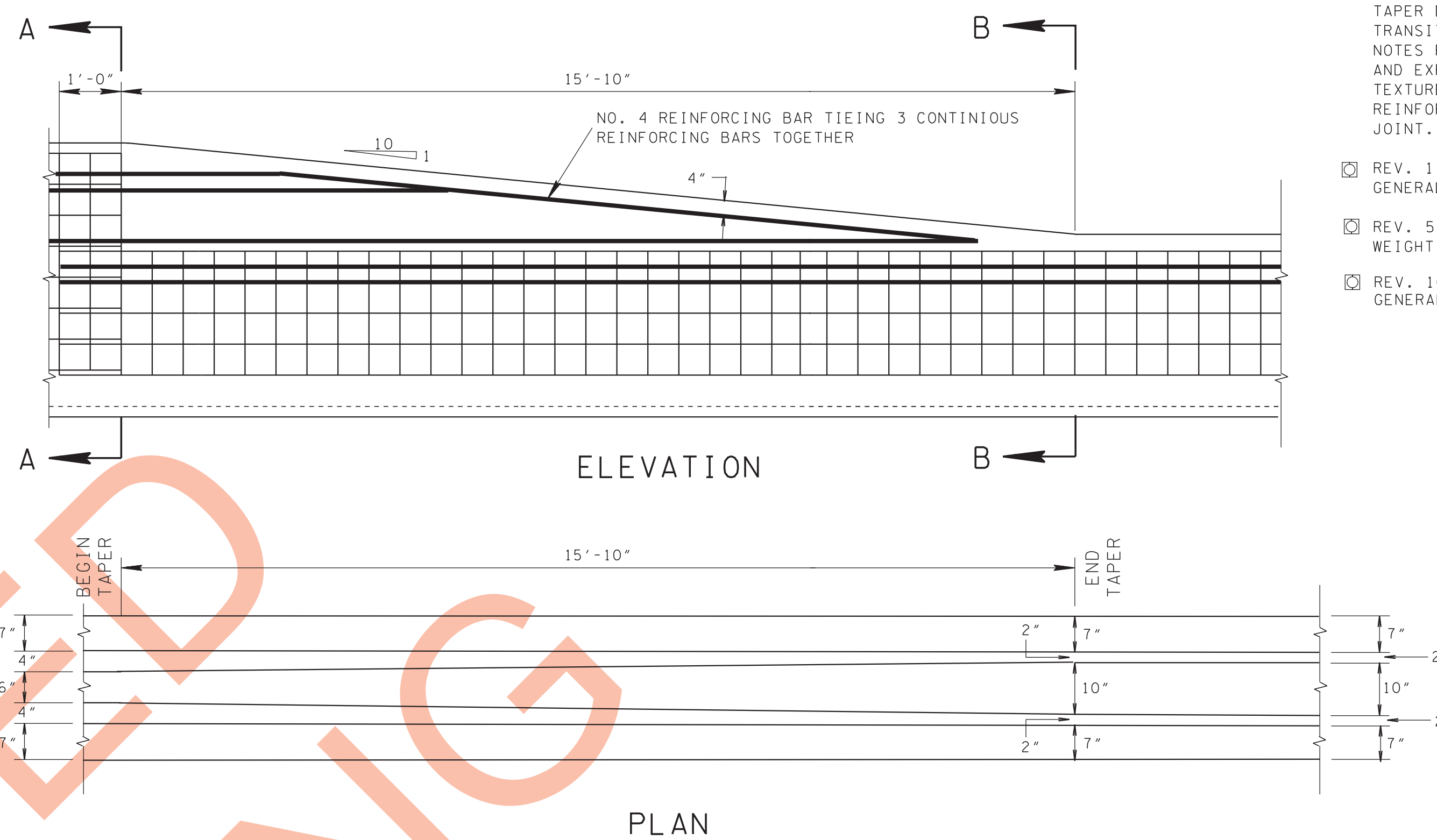
DETAILS OF REINFORCING AND CONTRACTION JOINT



DETAILS OF REINFORCING AT EXPANSION JOINT

GENERAL NOTES

- (A) CONCRETE MEDIAN BARRIER SHALL BE CONSTRUCTED IN ACCORDANCE WITH STANDARD SPECIFICATIONS FOR ROAD AND BRIDGE CONSTRUCTION, SECTION 711 AND/OR CURRENT SPECIAL PROVISIONS.
- (B) IF SAWED CONTRACTION JOINTS ARE USED, THE JOINTS MUST BE SAWED WITHIN FOUR (4) HOURS AFTER THE CONCRETE IS PLACED UNLESS DUE TO COOL WEATHER THE ENGINEER EXTENDS THIS TIME PERIOD. IN NO CASE WILL THE TIME PERIOD BE LONGER THAN EIGHT (8) HOURS.
- (C) THE CONTRACTION JOINTS ARE TO BE PLACED AT 20 TO 25 FOOT INTERVALS WHEN CONSTRUCTED ON ASPHALT PAVEMENT. WHEN THE CONCRETE MEDIAN BARRIER IS ATTACHED TO CONCRETE PAVEMENT THE CONTRACTION JOINTS WILL CORRESPOND TO THE JOINTS IN THE CONCRETE PAVEMENT. THE COST OF MATERIAL AND LABOR FOR THE JOINT INSTALLATION SHALL BE INCLUDED IN THE BID PRICE FOR CONCRETE MEDIAN BARRIER.
- (D) THE TWO (2) INCH OPEN EXPANSION JOINTS SHALL BE PLACED AT A MAXIMUM SPACING NOT TO EXCEED 400 FEET. IF FIXED OBJECTS SUCH AS BRIDGE PIERS, BRIDGE ENDS, OVERHEAD SIGN SUPPORTS, OR OTHER FEATURES PROJECTING THROUGH, INTO OR AGAINST THE BARRIER EXIST THAT REQUIRE TWO INCH OPEN EXPANSION JOINTS, THEN THE DISTANCE BETWEEN THE EXPANSION JOINTS IS TO BE REDUCED IN ORDER TO ALLOW AN EQUAL DISTANCE BETWEEN JOINTS THAT IS LESS THAN 400 FEET. ALL ADDITIONAL STEEL REQUIRED AT EXPANSION JOINTS TO BE EPOXY COATED REINFORCING STEEL. THE COST OF MATERIAL AND LABOR FOR THE JOINT INSTALLATION SHALL BE INCLUDED IN THE BID PRICE FOR CONCRETE MEDIAN BARRIER.
- (E) THE CONCRETE MEDIAN BARRIER SHALL BE GIVEN AN APPLIED TEXTURE FINISH. THE COLOR OF THE FINISH SHALL BE WHITE, FEDERAL SPECIFICATION NO. 37886. THE COST OF MATERIAL AND LABOR FOR THE TEXTURE FINISH SHALL BE INCLUDED IN THE BID PRICE FOR CONCRETE MEDIAN BARRIER.



DETAILS OF TRANSITION FROM CONCRETE GLARE SCREEN MEDIAN BARRIER TO CONCRETE MEDIAN BARRIER

GENERAL NOTES

- (F) SEE STANDARD DRAWING S-MB-1 FOR DETAILS AND REQUIREMENTS FOR MEDIAN BARRIER DELINEATOR.
- (G) MEDIAN BARRIER DELINEATORS WILL NOT BE REQUIRED IN AREAS WHERE ROADWAY IS LIGHTED.
- (H) THE COST OF FURNISHING AND INSTALLING MEDIAN BARRIER DELINEATORS, INCLUDING ALL MATERIALS, LABOR AND INCIDENTALS NECESSARY TO COMPLETE THE INSTALLATION, SHALL BE INCLUDED IN THE BID FOR CONCRETE MEDIAN BARRIER. SEE S-MB-1 FOR LOCATION.
- (I) THE CONTRACTOR SHALL CONSTRUCT CONCRETE GLARE SCREEN MEDIAN BARRIER BY DETAILS SHOWN ON EITHER STANDARD DRAWINGS S-MB-3 OR S-MB-3A. THE CONTRACTOR SHALL NOT MIX THE TYPE OF MEDIAN BARRIERS ON THE SAME PROJECT.
- (J) ALONG TOP EDGES OF CONCRETE MEDIAN BARRIER THE CONTRACTOR MAY USE 3/4 INCH RADIUS IN LIEU OF 3/4 INCH CHAMFER SHOWN ON THIS DRAWING.
- (K) PAYMENT WILL BE MADE UNDER ITEM NO. 711-04, CONCRETE GLARE SCREEN MEDIAN BARRIER WALL PER LINEAR FOOT.

MINOR REVISION -- FHWA APPROVAL NOT REQUIRED.

STATE OF TENNESSEE
DEPARTMENT OF TRANSPORTATION

STANDARD CONCRETE
GLARE SCREEN
MEDIAN BARRIER

2-20-87 S-MB-3