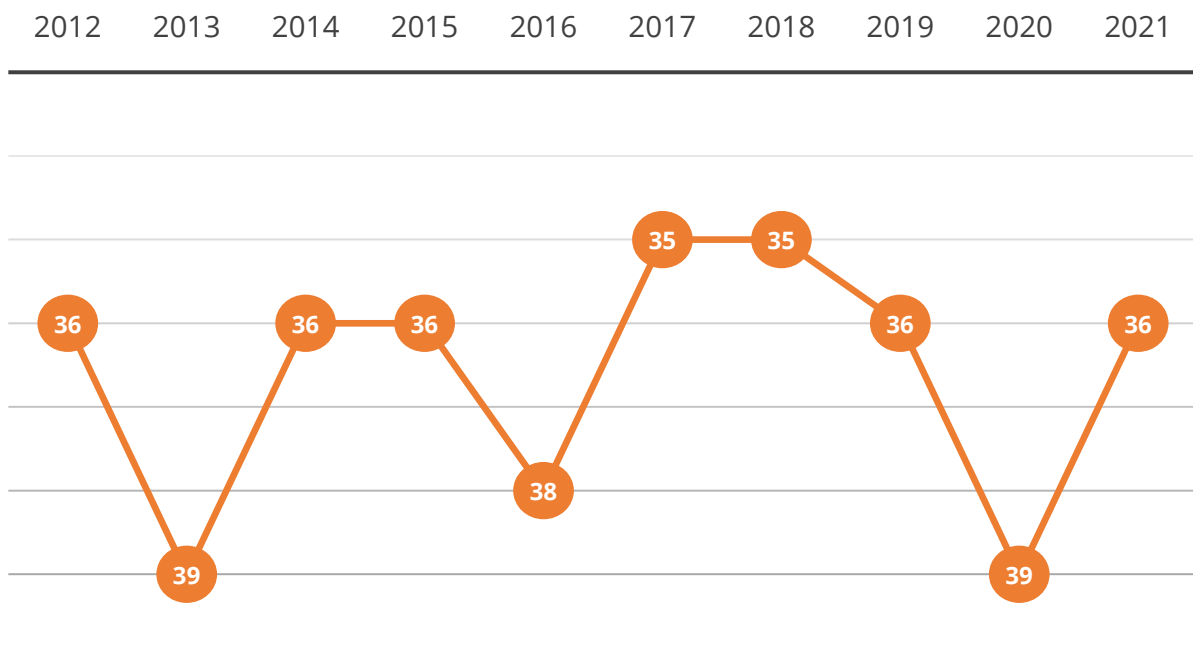


2021 KIDS COUNT National Data Book

This year's Data Book is the last set of data from before the pandemic, highlighting national and state-level data on child well-being from 2019. Despite its low rankings nationally, over the last decade Tennessee has seen an improvement in child well-being and has seen ranking improvements in some areas. As the pandemic ebbs, it is critical that Tennessee strengthens support for children to ensure positive trends continue.

"This is a pivotal time for Tennessee and we need to invest in our children in a strong, equitable and sustainable way," said Richard Kennedy, executive director of Tennessee Commission on Children and Youth, Tennessee's member of the KIDS COUNT network.

Tennessee Overall Rank by Year



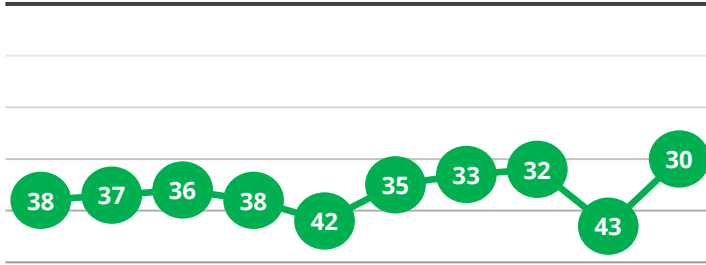
Tennessee has moved up and down in a small rank space over the last decade, landing between 35 and 39 every year. Tennessee has seen improvements in child well-being over this decade, but they have largely been national improvements that left Tennessee in roughly the same relative position.

The Data Book shows simply returning to a pre-pandemic level of support for children and families would shortchange millions of kids and fail to address persistent racial and ethnic disparities.

2021 KIDS COUNT National Data Book

TN Economic Well-Being Rank


2012 2013 2014 2015 2016 2017 2018 2019 2020 2021



Tennessee children’s economic well-being position has improved steadily over the last decade. Despite a few years that muddy the overall picture, the long-term trend is clear. Tennessee is moving toward a median position in economic well-being.

Tennessee Education Rank

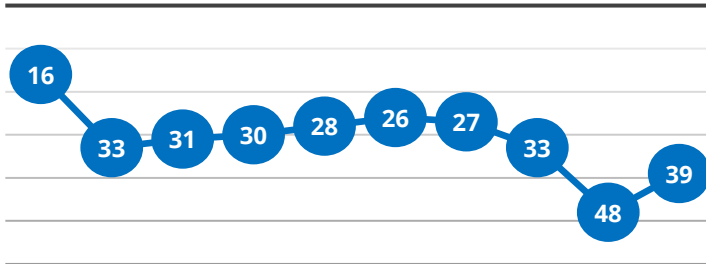
2012 2013 2014 2015 2016 2017 2018 2019 2020 2021



Tennessee children have also improved steadily in education over the last decade. Moving from 42 in 2012 and 2013 to the two most recent years with education ranks in the 20s, Tennessee children are clearly approaching the median in this domain as well.

Tennessee Health Rank

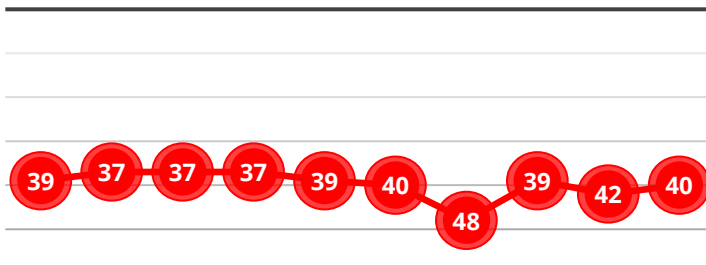
2012 2013 2014 2015 2016 2017 2018 2019 2020 2021



Tennessee children’s health rank has deteriorated over the last decade. Other states have seen improvements that Tennessee children have not enjoyed. Coming out of a year of COVID-19, Tennessee can shift focus to its children’s health and see real progress.

TN Family & Community Context Rank

2012 2013 2014 2015 2016 2017 2018 2019 2020 2021



Tennessee children’s rank in Family and Community Context has stayed relatively flat over the last decade. This is an area where national improvement has occurred, and Tennessee has largely kept pace with that, but our state rank is low and has not seen any real change.