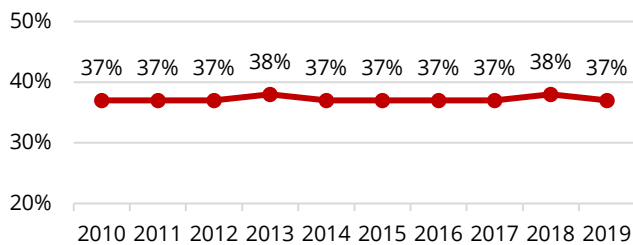


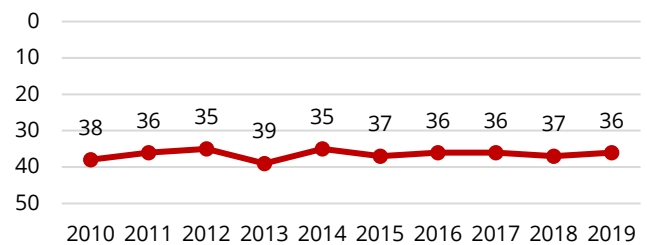
Family and Community Context

The four indicators that make up the Family and Community Context domain are the percentage of children in single-parent families, the percentage of children in families where the head of household lacks a high school diploma, the percentage of children living in high-poverty areas and the teen birth rate.

Percent of children in single-parent families

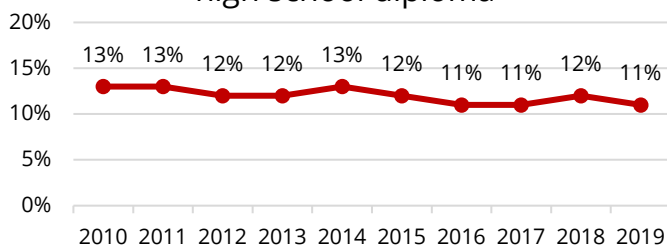


Rank children in single-parent families

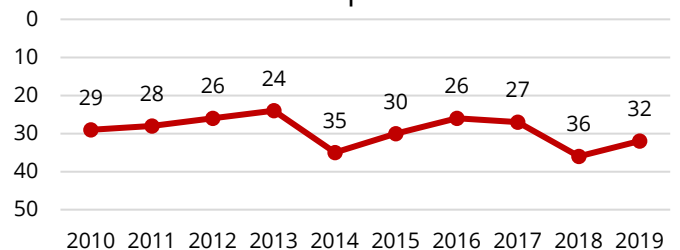


- Tennessee has stayed flat in both percent and rank of children in single-parent families over the last decade.
- There is significant disparity in this measure, with 27 percent of white children, 37 percent of Hispanic children and 71 percent of African-American children living in single parent families.
- Children growing up in single-parent families typically do not have the same economic or human resources available as those growing up in two-parent families. Compared with children in married-couple families, children raised in single-parent households are more likely to drop out of school, to have or cause a teen pregnancy and to experience a divorce in adulthood.

Percent of children in families where the household head lacks a high school diploma

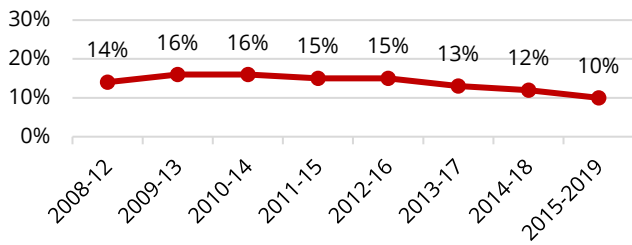


Rank children in families where the household head lacks a high school diploma

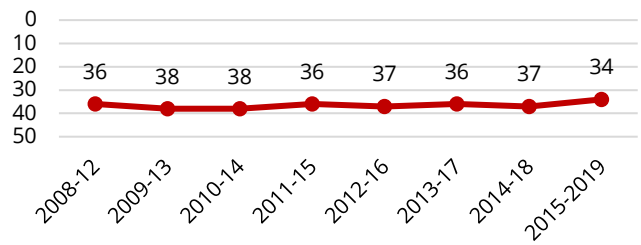


- While the state's rank has remained relatively flat, there is improvement in the percentage of children who live in a household whose head lacks a high school diploma. Programs like Tennessee Promise and Tennessee Reconnect encourage educational attainment of teens as well as of adults.
- There is racial disparity, but it is mostly white children (at 7 percent) and black children (at 10 percent) showing disparity with Hispanic children (at 39 percent).
- Parent educational attainment, parent occupation, and family income are powerful predictors of children's developmental outcomes. Variations in these resources create large disparities among children from different backgrounds that persist across generations.

Percent of children living in high-poverty areas

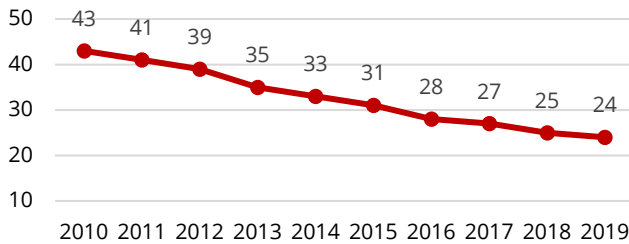


Rank children living in high-poverty areas

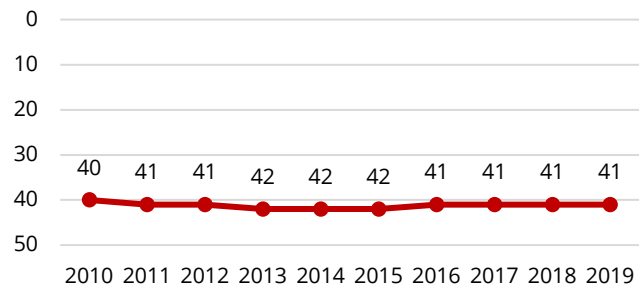


- Tennessee has seen improvement in this measure over the last decade, though the state's rank has stayed flat. The country was in a serious recession a decade ago, so national improvement is not surprising.
- White and Asian children are least likely to live in high-poverty areas at 4 percent, Hispanic children are more likely at 14 percent, but nearly a third of the state's African-American children (29 percent) live in high-poverty areas.
- Concentrated poverty puts whole neighborhoods, and the people living in them, at risk. High-poverty neighborhoods are much more likely than others to have high rates of crime and violence, physical and mental health issues, unemployment and other problems.

Teen birth rate (per 1,000 females age 15 to 19)



Rank teen birth rate



- Tennessee has seen significant improvement in teen births over the last decade, though the incredibly flat rank makes clear that this improvement is national. Tennessee has kept up with the national trend but has not surpassed it.
- This is another measure with significant racial disparity. Asian teens have the lowest birth rate at 8 per 1,000. White teens are next at 19 per 1,000. Black teens have 34 births per 1,000 teen girls and Hispanic teen girls have 44 births per 1,000.
- Teenage childbearing can have long-term negative effects for both the mother and newborn. Teens are at higher risk of bearing low-birthweight and preterm babies. and, their babies are far more likely to be born into families with limited educational and economic resources, which function as barriers to future success..