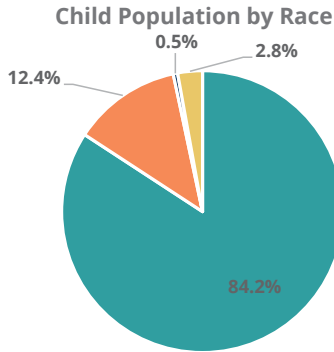
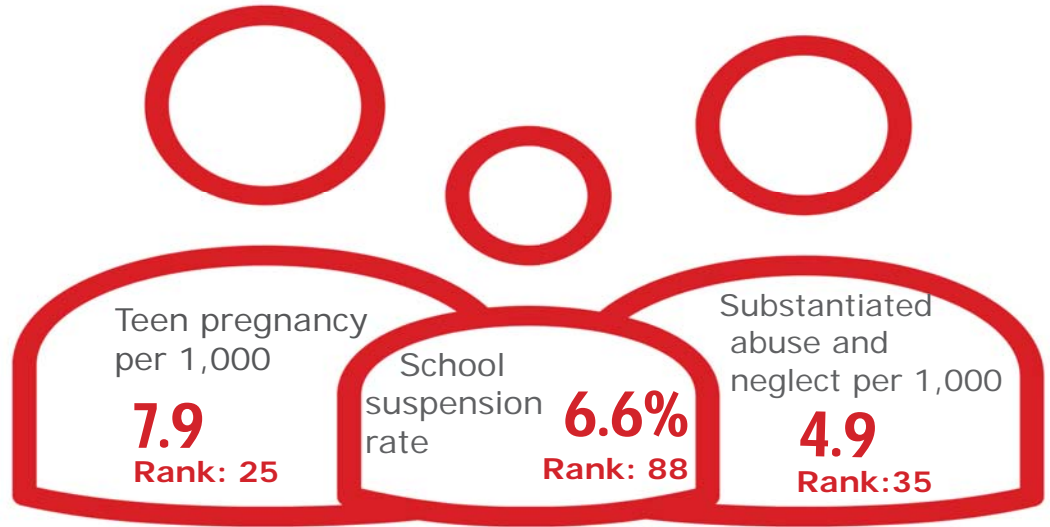


Family & Community

Rank: 60

Knox Rank: 17

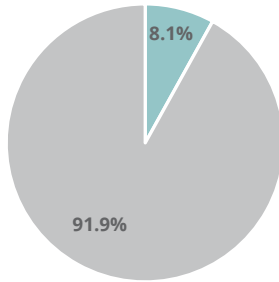


- White, Including Hispanic
- Black, Including Hispanic
- Native American/Alaskan
- Asian/Pacific Islander

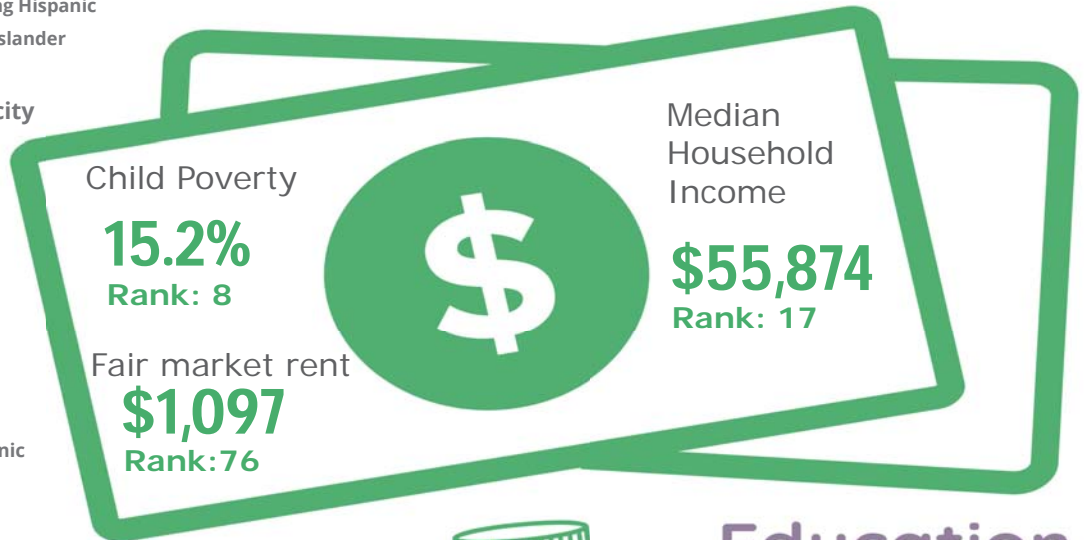
Economic Well-Being

Rank: 11

Child Population by Hispanic Ethnicity

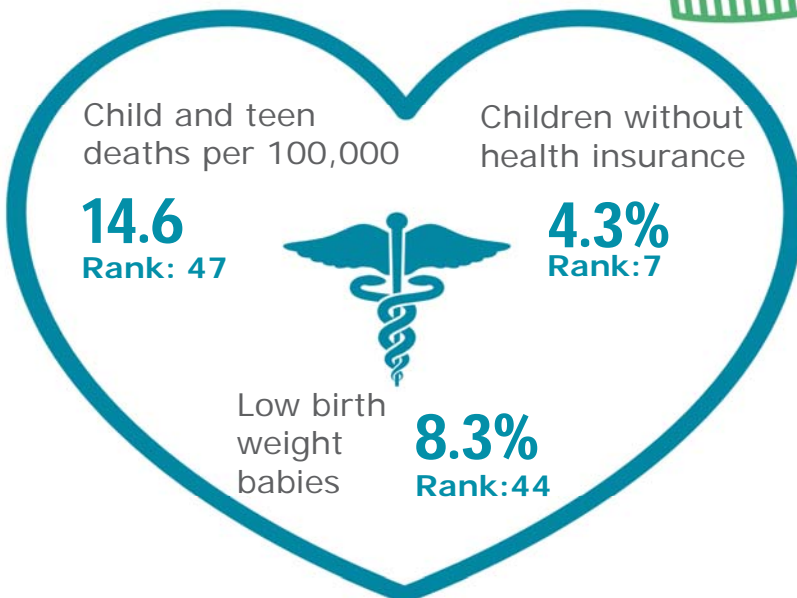


- Hispanic, All Races
- Non-Hispanic



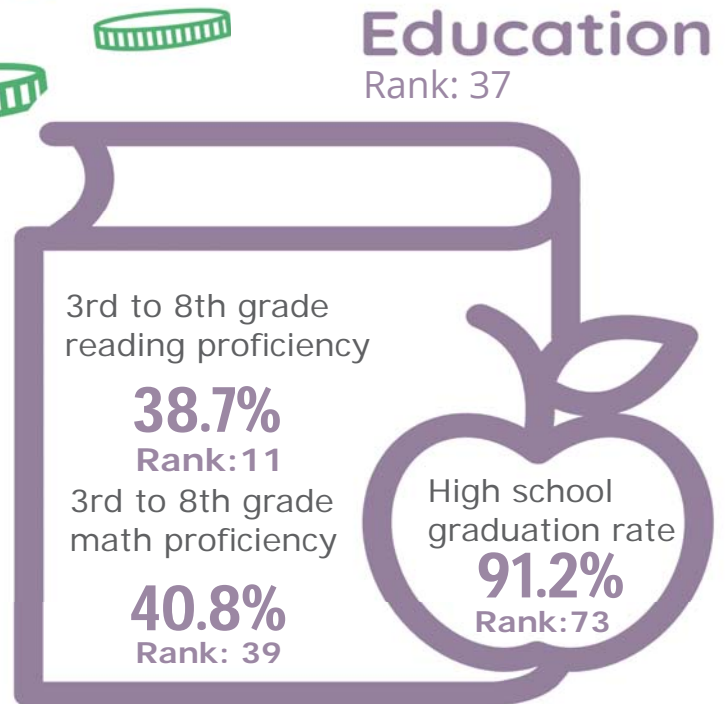
Health

Rank: 11








Education

Rank: 37



Knox County

Published 1/2021

Demographics 	Knox County		Tennessee Rate	County Rate as a percentage of State Rate	County Rank
	Number	Rate			
Total population (state comparison is number not rate)	465,293	NA	6,769,975	6.9%	3
Population under 18 years of age	98,512	21.2%	22.2%	95.4%	45
Economic Well-Being 	Knox County		Tennessee Rate	County Rate as a percentage of State Rate	County Rank
	Number	Rate			
Youth unemployment	951	9.6%	11.2%	85.7%	33
Per capita personal income (state is dollars not rate)	\$49,738	NA	\$46,900	106.1%	5
Median home sales price (state is dollars not rate)	\$185,500	NA	\$146,000	127.1%	17
Children receiving Families First grants (TANF)	2,702	2.7%	2.7%	101.2%	47
Children receiving SNAP	21,288	21.6%	28.2%	76.7%	10
Children under five receiving WIC	5,944	22.4%	30.6%	73.2%	7
Education 	Knox County		Tennessee Rate	County Rate as a percentage of State Rate	County Rank
	Number	Rate			
School age special education services	7,689	13.0%	12.3%	105.6%	47
TEIS participation (per 1,000 in age group)	500	31.45	27.9	112.8%	51
Cohort high school dropouts	340	7.7%	8.3%	92.8%	78
Event high school dropouts	396	2.2%	2.2%	100.0%	89
Economically disadvantaged students	32,963	56.2%	65.1%	86.4%	15
School expulsions (per 1,000 students)	0	0.0	2.0	0.0%	1
Chronic absenteeism	9,694	16.4%	13.3%	123.3%	79
Young adult college enrollment/completion rate	NA	64.6%	62.5%	103.4%	23
Health 	Knox County		Tennessee Rate	County Rate as a percentage of State Rate	County Rank
	Number	Rate			
Neonatal abstinence syndrome (per 1,000 live births)	82	15.91	11.5	138.5%	37
Births to mothers who smoked during pregnancy	535	10.4%	12.1%	86.0%	10
Children on TennCare (Medicaid)	42,130	35.3%	44.7%	78.8%	7
Total TennCare (Medicaid) enrollees	73,174	15.7%	19.9%	79.0%	7
Births covered by TennCare (Medicaid)	2,976	57.7%	65.5%	88.2%	7
Children qualified for Medicaid/CHIP but uninsured	2,836	6.2%	6.5%	95.4%	49
Infant mortality (per 1,000 live births)	28	5.40	6.9	78.3%	42
Neonatal death (per 1,000 live births)	16	3.10	4.4	70.5%	50
Child deaths (per 100,000 children age 1 to 14)	11	14.60	20.5	71.2%	47
Teen violent deaths (per 100,000 children age 15 to 19)	9	29.20	55.7	52.4%	42
Adequate prenatal care	3,632	70.5%	58.8%	119.9%	16
Children under age six screened for lead poisoning	6,293	19.8%	17.1%	115.5%	32
Public school students measured as overweight/obese	NA	35.7%	39.3%	90.8%	7
Teens with STDs (per 1,000 children age 15 to 17)	271	15.4	19.0	81.0%	52
Medical doctors by county (per 100,000 residents)	1,314	282.4	229.1	123.3%	4
Dentists by county (per 100,000 residents)	235	50.5	50.1	100.9%	9
Family & Community 	Knox County		Tennessee Rate	County Rate as a percentage of State Rate	County Rank
	Number	Rate			
Reported child abuse cases	4,632	4.7%	4.7%	100.8%	29
Commitment to state custody (per 1,000 children)	566	5.1	4.1	124.6%	52
Remaining in state custody (per 1,000 children)	757	6.8	5.2	130.4%	52
Juvenile court referrals	1,605	1.6%	3.5%	46.1%	15
Recorded marriages (per 1,000 residents)	3,079	6.6	8.0	82.5%	37
Recorded divorces (per 1,000 residents)	1,719	3.7	3.5	105.7%	52

Knox County

At 17th, Knox County is in the top fourth of Tennessee counties in child well-being. Some of the county's strongest rankings include a low rate of children who lack health insurance and a relatively low rate of child poverty (15.2 percent is still too high, but better than most Tennessee counties). The county's biggest challenges are a high rate of school suspensions and a relatively low high school graduation rate.

Additional strengths include high percentage of students grades 3rd to 8th rated proficient on TNReady reading tests and a high median household income. Knox county has a below-average rate of pregnancy among girls age 15-17.

An additional opportunity for improvement is high housing costs.

Policy/Practice/Program Options to Improve Outcomes. Many of these policies have multiple models for delivery, including public-private partnership and non-profit leadership.

- Suspension rates can be reduced through clear definitions of what constitutes suspendable behavior and a focus on restorative discipline practices that aim to improve behavior while keeping children in school.
- Making high school students aware of the community college and technical school benefits available to them through Tennessee Promise can encourage on-time high school graduation.
- Pro-active housing policy that helps ensure affordable housing is available for people to live where they work can improve negative outcomes related to high housing costs.