



CRIME IN TENNESSEE 2015

A PUBLICATION OF THE
TENNESSEE BUREAU OF INVESTIGATION
CJIS SUPPORT CENTER



Bill Haslam
Governor

TENNESSEE BUREAU OF INVESTIGATION

901 R.S. Gass Boulevard
Nashville, Tennessee 37216-2639
(615) 744-4000
TDD (615) 744-4001



Mark Gwyn
Director

April 18, 2016

Ladies and Gentlemen:

I am pleased to present to you the 2015 Crime in Tennessee annual report. The Tennessee Bureau of Investigation's CJIS Support Center, housed within the Information Systems Division, compiles and publishes this report based upon crime statistics submitted by all law enforcement agencies across the state. The agencies report crimes to the Tennessee Incident Based Reporting System (TIBRS), which is the state's version of the FBI's National Incident Based Reporting System (NIBRS).


Incident-based reporting views a crime and all of its components as an "incident." Information about the crime, including details of the offense, victim, offender, property, arrestees, and the relationship between the people involved, are all reported. Because of the extent of detailed data collected, the TIBRS program provides an even more accurate depiction of crime in each community than the Uniform Crime Report (UCR) published by the FBI.

The TIBRS program continues to serve as a model for the nation and remains successful because of the continued cooperation by Tennessee's law enforcement community. The TBI provides TIBRS training to commissioned and non-commissioned law enforcement personnel across the state. TBI remains committed to this effort and will continue to provide the training and technical assistance necessary to collect the most accurate and comprehensive crime statistics for Tennessee and its citizens.

As always, we strongly discourage ranking of law enforcement agencies according to the statistics. There are too many demographic, socio-economic and other factors out of the control of law enforcement that contribute to the nature of the crimes committed. Crime varies from place to place and ranking the agencies based solely on numbers would neither be fair to the agencies nor their communities.

I would like to thank all participating law enforcement agencies for their hard work and contributions to making this report a thorough and accurate picture of crime in Tennessee. It is only with their support that our state continues to maintain such a successful program.

Sincerely,



Mark Gwyn
Director



INTERNATIONALLY ACCREDITED SINCE 1994



CRIME IN **TENNESSEE** 2015

STATEWIDE

A total of 528,894 Group A offenses were reported for 2015, a decrease of 2.1% from 2014.



CRIME IN TENNESSEE


Quick Facts

TENNESSEE'S LAW ENFORCEMENT AGENCIES REPORT CRIME DATA TO THE TENNESSEE BUREAU OF INVESTIGATION THROUGH THE TENNESSEE INCIDENT BASED REPORTING SYSTEM, ALSO KNOWN AS TIBRS.

THIS COMPREHENSIVE SYSTEM COLLECTS INCIDENT-LEVEL DATA ON CRIMES, ALLOWING THE PUBLIC AND LAW ENFORCEMENT AGENCIES TO HAVE A THOROUGH UNDERSTANDING OF THE CRIMES IMPACTING COMMUNITIES ACROSS TENNESSEE.

THE DATA, AFTER BEING EXTENSIVELY AUDITED, WAS EXTRACTED ON MARCH 12, 2016 AND COMPILED INTO THIS YEAR'S REPORT.

FOR MORE INFORMATION ON TIBRS, VISIT OUR WEBSITE AT TN.GOV/TBI.



Of all crimes reported...



Looking at victim to offender relationship, however, the breakdown remained consistent from 2014 to 2015.

Group A Offenses:

ARSON, ASSAULT, BRIBERY, BURGLARY/BREAKING & ENTERING, COUNTERFEITING/FORGERY, DESTRUCTION/DAMAGE/VANDALISM, DRUG/NARCOTIC OFFENSES, EMBEZZLEMENT, EXTORTION/BLACKMAIL, FRAUD, GAMBLING, HOMICIDE, HUMAN TRAFFICKING, KIDNAPPING/ABDUCTION, LARCENY/THEFT, MOTOR VEHICLE THEFT, PORNOGRAPHY/OBSCENE MATERIAL, PROSTITUTION, ROBBERY, SEX OFFENSES, STOLEN PROPERTY OFFENSES, WEAPON LAW VIOLATIONS

Group B Offenses:

BAD CHECKS, CURFEW/LOITERING/VAGRANCY, DISORDERLY CONDUCT, DRIVING UNDER THE INFLUENCE, DRUNKENNESS, FAMILY OFFENSES (NON-VIOLENT), LIQUOR LAW VIOLATION, PEEPING TOM, TRESSPASS OF REAL PROPERTY, ALL OTHER OFFENSES



CRIME IN TENNESSEE

Who Reports?

ALL LAW ENFORCEMENT AGENCIES, AS WELL AS COLLEGES AND UNIVERSITIES, ARE MANDATED UNDER TENNESSEE LAW TO REPORT CRIME STATISTICS MONTHLY TO THE TENNESSEE BUREAU OF INVESTIGATION.

THE AGENCIES LISTED BELOW HAVE INCOMPLETE DATA AND HAVE BEEN 'FOOTNOTED' IN THE REPORT. AT THE TIME OF THIS REPORT'S RELEASE, FOUR AGENCIES WERE NOT IN COMPLIANCE WITH REPORTING REQUIREMENTS AND WERE LISTED AS DECERTIFIED.

THIS REPORT IS BASED UPON A 'SNAPSHOT' OF THE DATABASE AS OF MARCH 12, 2016. AS AGENCIES UPDATE THEIR 2015 DATA, CHANGES WILL BE REFLECTED AT WWW.TNCRIMEONLINE.COM.

2015 FOOTNOTES

Sheriff's Departments

Anderson County
Cannon County
Chester County
Claiborne County
Fentress County
Lake County
Lawrence County
Sumner County
Van Buren County

Police Departments

Camden
Mason
McKenzie
Metro Nashville

'COVERED BY'

Agency

13th Judicial Drug Task Force
Bethel Springs PD
Copperhill PD
Cumberland Gap Police Office
LaGrange PD
New Hope PD
Powell's Crossroads
Samburg PD
Watauga PD

Covered By

Cookeville PD
McNairy County SO
Polk County SO
Claiborne County SO
Fayette County SO
Marion County SO
Marion County SO
Obion County SO
Carter County SO

Crime data from these agencies is reported by their 'covered by' agency.

DECERTIFIED

Oak Ridge Police Department
Pickett County Sheriff's Office

Lewisburg Police Department
Franklin County Sheriff's Office

These agencies have substantial data issues and are, therefore, in noncompliance status with the TIBRS program.

Group A Summary



CRIME IN
TENNESSEE
2015

Group A offenses are -- generally-speaking -- the most serious crimes, including homicide, rape, and robbery.

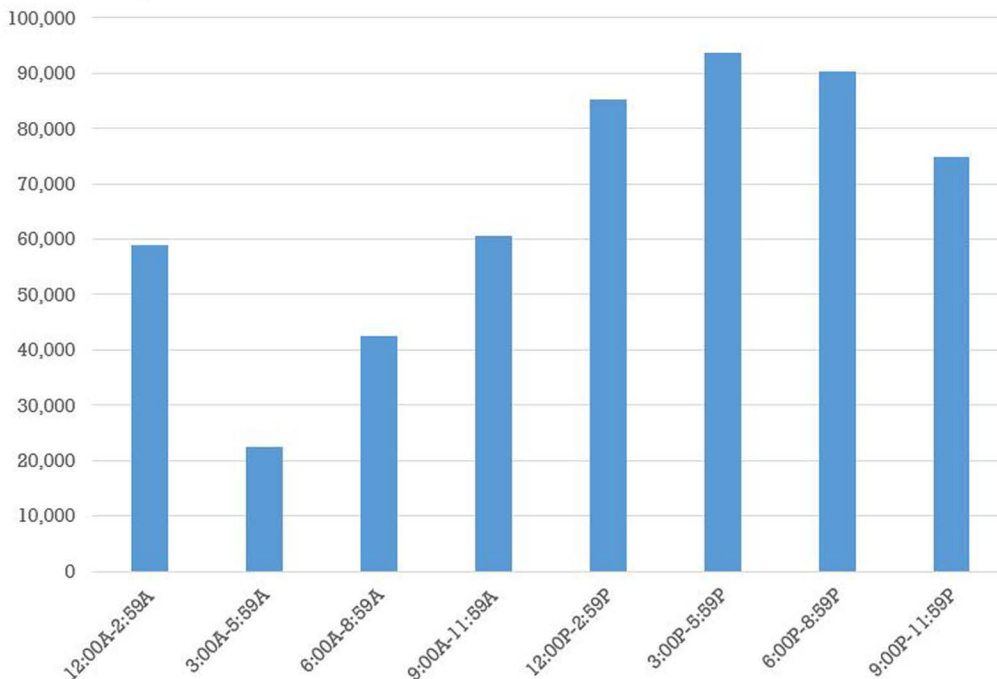
OFFENSES

JANUARY	FEBRUARY	MARCH	APRIL	MAY	JUNE
41,915	32,471	42,597	45,549	47,838	46,111
JULY	AUGUST	SEPTEMBER	OCTOBER	NOVEMBER	DECEMBER
48,050	48,025	45,497	45,113	42,198	43,530

CLEARANCES (Generally refers to the number of incidents cleared by arrest.)

JANUARY	FEBRUARY	MARCH	APRIL	MAY	JUNE
17,275	13,726	17,852	18,427	18,795	17,470
JULY	AUGUST	SEPTEMBER	OCTOBER	NOVEMBER	DECEMBER
18,037	18,710	17,489	17,189	16,158	16,545

TIME OF DAY



TOTAL
GROUP A
OFFENSES
↓ 2.1%

DRUG/
NARCOTIC
VIOLATIONS
↓ 2.3%

PROSTITUTION
OFFENSES
↓ 14.1%

BURGLARY
OFFENSES
↓ 7.4%

GROUP A ARRESTS
↓ 6.8%
YEAR-TO-YEAR

The crime rate for Group A offenses, per 100,000, was 8,075.5.

Victim Data

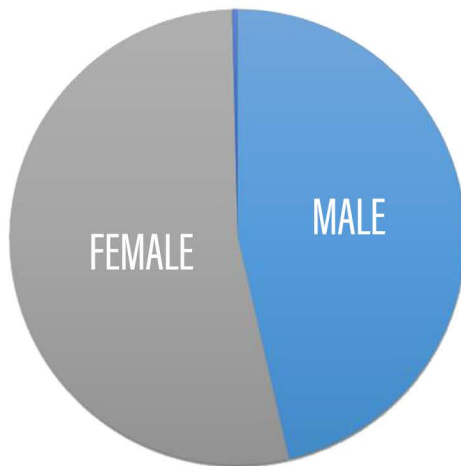


CRIME IN
TENNESSEE
2015

THE NUMBER OF TOTAL VICTIMS REPORTED IN 2015 WAS 374,973, A DECREASE OF 2.0% FROM 2014.

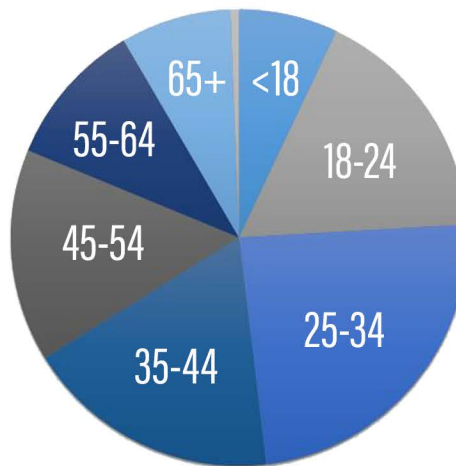
Juvenile victims made up 7.1% of total victims in 2015, a decrease of 4.6% from last year.

GENDER



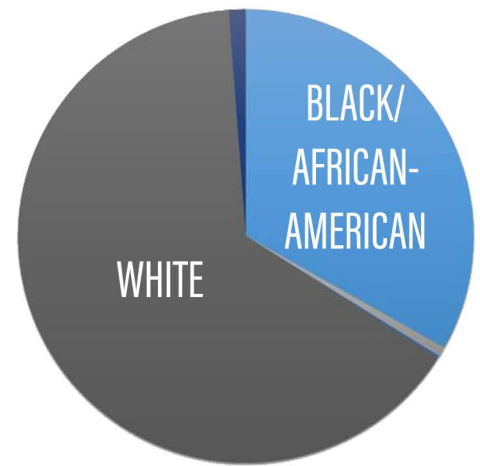
MALE: 175,701, 46.8%
FEMALE: 201,603, 53.7%
UNKNOWN: 1,809, 0.4%

AGE



UNDER 18: 26,453, 7.1%
18-24: 63,764, 17.0%
25-34: 89,672, 23.9%
35-44: 67,582, 18.0%
45-54: 56,567, 15.0%
55-64: 38,995, 10.4%
65+: 29,445, 7.9%
UNKNOWN: 2,495, 0.7%

RACE



BLACK/AFRICAN-AMERICAN: 124,120, 33.1%
ASIAN: 2,711, 0.7%
AMERICAN INDIAN/ALASKAN NATIVE: 566, 0.1%
NATIVE HAWAIIAN/PACIFIC ISLANDER: 156, 0.04%
WHITE: 242,560, 64.6%
UNKNOWN: 4,860, 1.2%

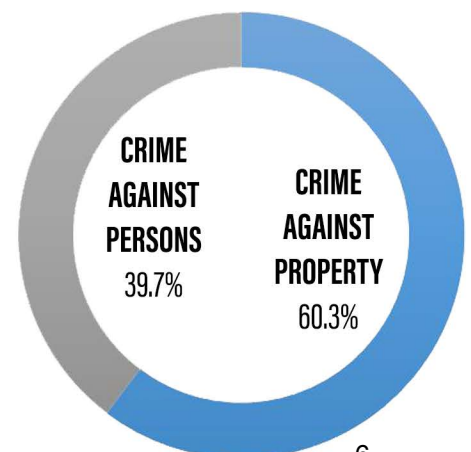


THE NUMBER OF STATUTORY RAPE VICTIMS DECREASED 13.4% SINCE 2014.



THE NUMBER OF AGGRAVATED ASSAULT VICTIMS INCREASED 0.3% IN 2015.

However, the number of Simple Assault victims dropped by 2.3% year-to-year.

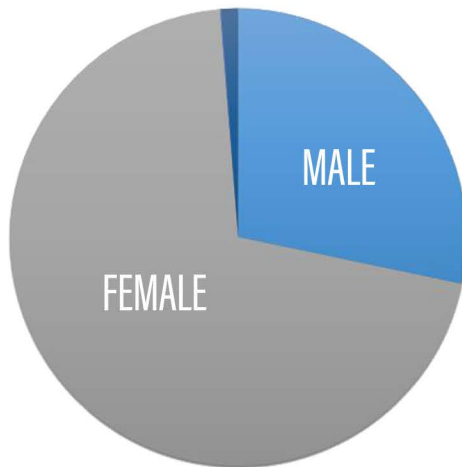


Domestic Violence



CRIME IN
TENNESSEE
2015

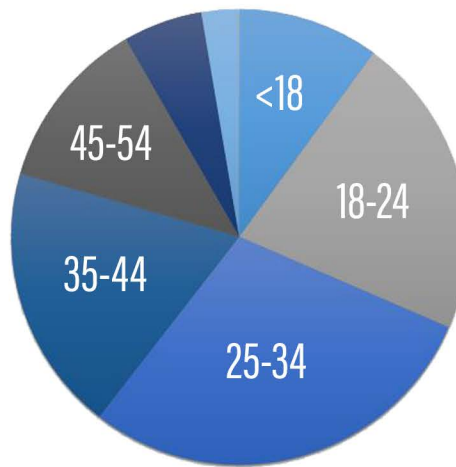
VICTIM GENDER



MALE: 22,081, 28.6%
FEMALE: 54,884, 71.2%
UNKNOWN: 64, .08%

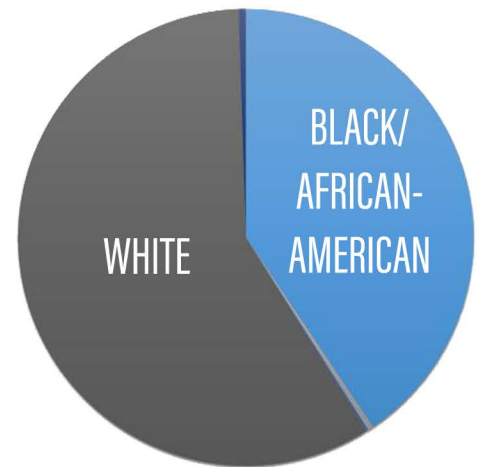
As for arrestees, 70.6% were male and 29.4% were female.

VICTIM AGE



UNDER 18: 7,758, 10.0%
18-24: 16,487, 21.4%
25-34: 22,279, 28.9%
35-44: 14,610, 18.9%
45-54: 9,425, 12.2%
55-64: 4,359, 5.6%
65+: 2,061, 2.6%
UNKNOWN: 50, .06%

VICTIM RACE




BLACK/AFRICAN-AMERICAN: 31,209, 40.5%
ASIAN: 378, 0.4%
AMERICAN INDIAN/ALASKAN NATIVE: 89, 0.1%
NATIVE HAWAIIAN/PACIFIC ISLANDER: 18, 0.02%
WHITE: 44,944, 58.3%
UNKNOWN: 391, 0.5%

In most cases, this indicates an offender was arrested in connection to the crime.

SIMPLE ASSAULT ACCOUNTED FOR 67.3% OF ALL REPORTED DOMESTIC VIOLENCE OFFENSES.

59.2% OF DOMESTIC VIOLENCE OFFENSES WERE CLEARED IN 2015.

6,167 (8.0%) OF DOMESTIC VIOLENCE OFFENDERS WERE USING DRUGS OR ALCOHOL.



An offender may have also been reported to be using both.

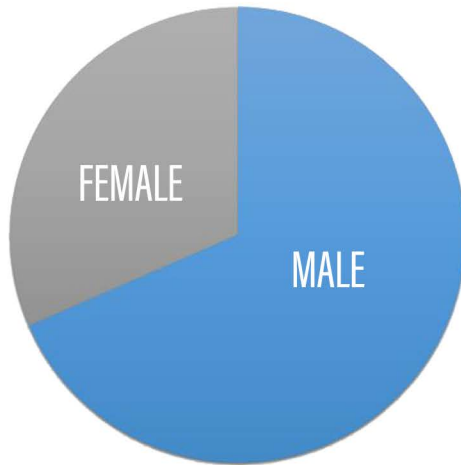
959 VICTIMS WERE REPORTED IN KINDAPPING/ABDUCTION INCIDENTS, MARKING A 24.5% INCREASE FROM 2014.

Arrestee Data



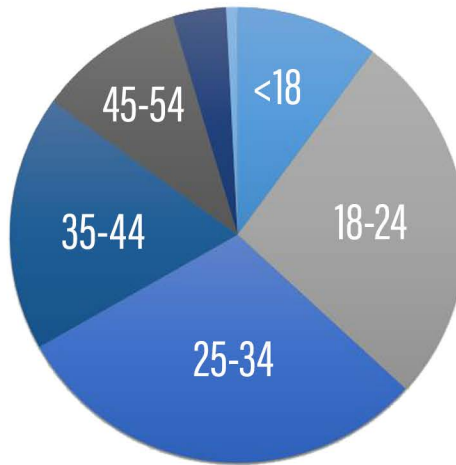
CRIME IN
TENNESSEE
2015

GENDER



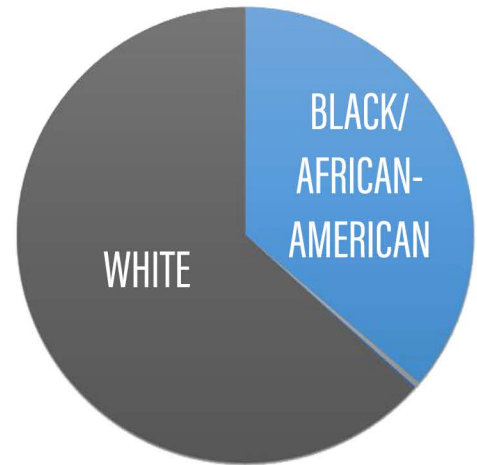
MALE: 106,534, 68.4%
FEMALE: 49,203, 31.6%

AGE



UNDER 18: 15,761, 10.1%
18-24: 41,539, 26.6%
25-34: 46,635, 29.9%
35-44: 28,223, 18.1%
45-54: 16,226, 10.4%
55-64: 6,044, 3.8%
65+: 1,298, 0.8%
UNKNOWN: 11, 0.3%

RACE



BLACK/AFRICAN-AMERICAN: 52,282, 33.6%
ASIAN: 726, 0.4%
AMERICAN INDIAN/ALASKAN NATIVE: 195, 0.1%
NATIVE HAWAIIAN/PACIFIC ISLANDER: 78, 0.05%
WHITE: 101,941, 65.4%

515 arrestees were reported as having an 'Unknown' race.

JUVENILE ARRESTEES



MADE UP 11.2% OF GROUP A ARRESTS, DOWN FROM 11.5% IN 2014. THEY ALSO MADE UP 7.2% OF TOTAL ARRESTS, DOWN FROM 7.3% IN 2014.


A TOTAL OF 342,210 ARRESTS WERE REPORTED IN 2015, DECREASING 5% FROM 2014.

Heroin-related arrests have increased more than 450% from December 2010 to December 2015, underscoring the growing reality of heroin as a drug issue impacting communities across Tennessee.

Three-Year Trends



CRIME IN
TENNESSEE
2015



ASSAULT OFFENSES
HAVE DECREASED 1.5%
FROM '13 TO '14 AND
1.3% FROM '14 TO '15.

LARCENY/THEFT
OFFENSES DECREASED
1.8% FROM '13 TO '14
AND 3% IN 2015.

ARRESTS

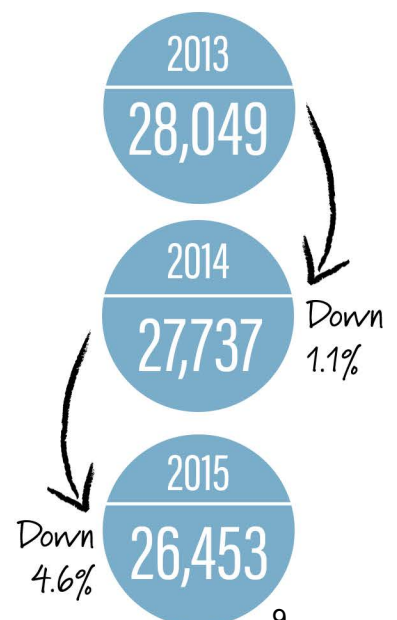
GROUP A

2013: 174,195
2014: 167,098
2015: 155,737

GROUP B

2013: 204,048
2014: 200,480
2015: 186,518

JUVENILE VICTIMS



2014 Population Estimate 6,549,352

Offense Overview

Offense Total 528,894
 Number Cleared 207,673
 Percent Cleared 39.27 %

Group A Crimes per 100,000 population 8,075.5

Arrest Overview

Total Arrests 342,210
 Adult Arrests 317,821
 Juvenile Arrests 24,389
 Unknown Age 45

Arrests per 100,000 population 5,225.1

Average number offenses/incident 1.17

Domestic Violence Victims		
Offense	Reported	Cleared
Murder	95	70
Aggravated Assault	11,218	7,963
Simple Assault	51,880	32,213
Intimidation	10,316	3,716
Stalking	861	273
Forcible Rape	583	252
Forcible Sodomy	158	70
Sexual Assault W/Object	90	36
Forcible Fondling	679	272
Incest	40	13
Statutory Rape	150	77
Kidnapping/Abduction	959	639
Total	77,029	45,594

TIBRS Group B Arrests		
Offense	Adult	Juvenile
Bad Checks	1,758	2
Curfew/Vagrancy	11	1,689
Disorderly Conduct	5,265	2,004
DUI	23,561	114
Drunkenness	16,020	186
Family-Non Violent	3,793	57
Liquor Law Violations	5,116	667
Peeping Tom	10	2
Trespass	7,577	721
All Other Offenses	114,745	3,186
Total Group B	177,856	8,628

TIBRS Group A Offenses	Offenses		Arrests	
	Reported	Cleared	Adult	Juvenile
Crimes Against Persons				
Murder	406	239	264	25
Negligent Manslaughter	16	11	15	0
Kidnapping/Abduction	1,504	879	580	14
Forcible Rape	2,020	621	222	62
Forcible Sodomy	453	133	29	16
Sexual Assault W/Object	259	93	28	10
Forcible Fondling	2,380	870	290	101
Incest	40	13	11	0
Statutory Rape	465	201	162	1
Aggravated Assault	30,068	16,347	12,958	1,109
Simple Assault	82,592	45,428	22,994	3,852
Intimidation	27,050	7,790	2,662	444
Stalking	1,533	491	328	5
Commercial Sex Acts	35	12	2	0
Involuntary Servitude	3	1	0	0
Crimes Against Property				
Arson	925	167	98	43
Bribery	19	16	12	0
Burglary	43,394	5,559	4,461	811
Counterfeiting/Forgery	7,168	2,117	1,728	58
Destruction/Damage/Vandalism	51,265	9,967	3,571	1,305
Embezzlement	2,793	1,147	721	16
Extortion/Blackmail	139	36	18	1
Fraud - False Pretenses	11,498	2,720	1,505	25
Fraud - Credit Card/ATM	9,113	1,313	668	24
Fraud - Impersonation	6,121	1,962	1,588	77
Fraud - Welfare	207	50	44	0
Fraud - Wire	778	54	24	1
Motor Vehicle Theft	13,316	2,763	1,834	338
Robbery	7,537	1,746	1,508	384
Stolen Property Offenses	994	772	734	75
Theft - Pocket-picking	408	33	106	30
Theft - Purse Snatching	294	60	27	6
Theft - Shoplifting	37,990	22,543	22,460	2,582
Theft From Building	30,538	5,340	2,484	336
Theft From Coin Machine	363	38	28	4
Theft From Motor Vehicle	30,036	2,288	1,437	246
Theft of Motor Vehicle Parts	10,560	376	257	7
Theft - All Other Larceny	30,238	3,930	3,818	432
Crimes Against Society				
Drug/Narcotic Violations	46,965	38,547	36,427	2,345
Drug/Narcotic Equipment Violations	26,826	23,725	10,303	436
Gambling - Betting/Wagering	29	26	79	22
Gambling - Operating/Promoting	27	17	9	0
Gambling - Equipment Violations	71	55	24	10
Gambling - Sports Tampering	7	7	0	0
Pornography/Obscene Material	615	226	87	78
Prostitution	1,153	1,029	1,116	0
Prostitution Assisting/Promoting	165	140	107	0
Purchasing Prostitution	114	106	45	0
Weapon Law Violations	8,404	5,669	2,092	430
Total Group A Offenses	528,894	207,673	139,965	15,761





CRIME IN **TENNESSEE** 2015

SHERIFF'S OFFICES

Anderson County Sheriff's Office - 2015

2014 Population Estimate	N/A
Offense Overview	
Offense Total	695
Number Cleared	223
Percent Cleared	32.09 %
Group A Crimes per 100,000 population	N/A
Arrest Overview	
Total Arrests	717
Adult Arrests	689
Juvenile Arrests	28
Unknown Age	0
Arrests per 100,000 population	N/A
Average number offenses/incident	1.20

Domestic Violence Victims		
Offense	Reported	Cleared
Murder	0	0
Aggravated Assault	29	18
Simple Assault	70	44
Intimidation	7	5
Stalking	5	2
Forcible Rape	0	0
Forcible Sodomy	0	0
Sexual Assault W/Object	0	0
Forcible Fondling	1	1
Incest	0	0
Statutory Rape	0	0
Kidnapping/Abduction	2	2
Total	114	72

TIBRS Group B Arrests		
Offense	Adult	Juvenile
Bad Checks	6	0
Curfew/Vagrancy	0	0
Disorderly Conduct	6	10
DUI	22	0
Drunkenness	8	0
Family-Non Violent	0	0
Liquor Law Violations	3	1
Peeping Tom	0	0
Trespass	1	0
All Other Offenses	506	3
Total Group B	552	14

TIBRS Group A Offenses	Offenses		Arrests	
	Reported	Cleared	Adult	Juvenile
Crimes Against Persons				
Murder	1	0	0	0
Negligent Manslaughter	0	0	0	0
Kidnapping/Abduction	3	3	0	0
Forcible Rape	0	0	0	0
Forcible Sodomy	0	0	0	0
Sexual Assault W/Object	0	0	0	0
Forcible Fondling	3	2	1	1
Incest	0	0	0	0
Statutory Rape	0	0	0	0
Aggravated Assault	48	27	18	0
Simple Assault	112	71	43	8
Intimidation	8	5	3	0
Stalking	5	2	0	0
Commercial Sex Acts	0	0	0	0
Involuntary Servitude	0	0	0	0
Crimes Against Property				
Arson	5	0	0	0
Bribery	1	1	1	0
Burglary	120	14	12	0
Counterfeiting/Forgery	1	0	0	0
Destruction/Damage/Vandalism	76	12	2	0
Embezzlement	1	0	0	0
Extortion/Blackmail	1	1	0	0
Fraud - False Pretenses	7	2	1	0
Fraud - Credit Card/ATM	4	0	0	0
Fraud - Impersonation	2	0	0	0
Fraud - Welfare	0	0	0	0
Fraud - Wire	2	0	0	0
Motor Vehicle Theft	44	8	6	0
Robbery	3	1	1	0
Stolen Property Offenses	1	1	1	0
Theft - Pocket-picking	0	0	0	0
Theft - Purse Snatching	0	0	0	0
Theft - Shoplifting	2	1	1	0
Theft From Building	50	9	3	0
Theft From Coin Machine	0	0	0	0
Theft From Motor Vehicle	31	2	1	0
Theft of Motor Vehicle Parts	8	1	0	0
Theft - All Other Larceny	84	8	6	0
Crimes Against Society				
Drug/Narcotic Violations	46	31	30	4
Drug/Narcotic Equipment Violations	22	18	4	1
Gambling - Betting/Wagering	0	0	0	0
Gambling - Operating/Promoting	0	0	0	0
Gambling - Equipment Violations	0	0	0	0
Gambling - Sports Tampering	0	0	0	0
Pornography/Obscene Material	0	0	0	0
Prostitution	0	0	0	0
Prostitution Assisting/Promoting	0	0	0	0
Purchasing Prostitution	0	0	0	0
Weapon Law Violations	4	3	3	0
Total Group A Offenses	695	223	137	14



2014 Population Estimate	N/A
Offense Overview	
Offense Total	490
Number Cleared	163
Percent Cleared	33.27 %
Group A Crimes per 100,000 population	N/A
Arrest Overview	
Total Arrests	752
Adult Arrests	698
Juvenile Arrests	54
Unknown Age	0
Arrests per 100,000 population	N/A
Average number offenses/incident	1.05

Domestic Violence Victims		
Offense	Reported	Cleared
Murder	0	0
Aggravated Assault	5	4
Simple Assault	61	49
Intimidation	22	4
Stalking	4	1
Forcible Rape	2	2
Forcible Sodomy	0	0
Sexual Assault W/Object	0	0
Forcible Fondling	2	0
Incest	0	0
Statutory Rape	1	1
Kidnapping/Abduction	1	0
Total	98	61

TIBRS Group B Arrests		
Offense	Adult	Juvenile
Bad Checks	3	0
Curfew/Vagrancy	0	0
Disorderly Conduct	5	20
DUI	25	1
Drunkenness	15	4
Family-Non Violent	0	0
Liquor Law Violations	0	1
Peeping Tom	0	0
Trespass	1	0
All Other Offenses	536	5
Total Group B	585	31

TIBRS Group A Offenses	Offenses		Arrests	
	Reported	Cleared	Adult	Juvenile
Crimes Against Persons				
Murder	1	1	1	0
Negligent Manslaughter	1	1	1	0
Kidnapping/Abduction	1	0	0	0
Forcible Rape	3	3	1	0
Forcible Sodomy	0	0	0	0
Sexual Assault W/Object	0	0	0	0
Forcible Fondling	4	2	1	0
Incest	0	0	0	0
Statutory Rape	2	2	1	1
Aggravated Assault	20	11	8	2
Simple Assault	92	69	56	10
Intimidation	51	7	3	0
Stalking	7	1	0	0
Commercial Sex Acts	0	0	0	0
Involuntary Servitude	0	0	0	0
Crimes Against Property				
Arson	0	0	0	0
Bribery	0	0	0	0
Burglary	27	2	0	1
Counterfeiting/Forgery	6	4	3	0
Destruction/Damage/Vandalism	66	15	9	1
Embezzlement	0	0	0	0
Extortion/Blackmail	0	0	0	0
Fraud - False Pretenses	6	1	1	0
Fraud - Credit Card/ATM	11	1	1	0
Fraud - Impersonation	13	1	0	0
Fraud - Welfare	0	0	0	0
Fraud - Wire	4	0	0	0
Motor Vehicle Theft	14	3	2	0
Robbery	1	1	1	0
Stolen Property Offenses	0	0	0	0
Theft - Pocket-picking	0	0	0	0
Theft - Purse Snatching	0	0	0	0
Theft - Shoplifting	0	0	0	0
Theft From Building	56	12	3	6
Theft From Coin Machine	0	0	0	0
Theft From Motor Vehicle	19	0	0	0
Theft of Motor Vehicle Parts	4	0	0	0
Theft - All Other Larceny	60	8	7	0
Crimes Against Society				
Drug/Narcotic Violations	13	12	10	1
Drug/Narcotic Equipment Violations	2	1	1	0
Gambling - Betting/Wagering	0	0	0	0
Gambling - Operating/Promoting	0	0	0	0
Gambling - Equipment Violations	0	0	0	0
Gambling - Sports Tampering	0	0	0	0
Pornography/Obscene Material	3	3	3	0
Prostitution	0	0	0	0
Prostitution Assisting/Promoting	0	0	0	0
Purchasing Prostitution	0	0	0	0
Weapon Law Violations	3	2	0	1
Total Group A Offenses	490	163	113	23



2014 Population Estimate	N/A
Offense Overview	
Offense Total	317
Number Cleared	174
Percent Cleared	54.89 %
Group A Crimes per 100,000 population	N/A
Arrest Overview	
Total Arrests	493
Adult Arrests	492
Juvenile Arrests	1
Unknown Age	0
Arrests per 100,000 population	N/A
Average number offenses/incident	1.20

Domestic Violence Victims		
Offense	Reported	Cleared
Murder	1	1
Aggravated Assault	12	12
Simple Assault	32	31
Intimidation	0	0
Stalking	0	0
Forcible Rape	1	1
Forcible Sodomy	1	1
Sexual Assault W/Object	0	0
Forcible Fondling	0	0
Incest	0	0
Statutory Rape	0	0
Kidnapping/Abduction	2	2
Total	49	48

TIBRS Group B Arrests		
Offense	Adult	Juvenile
Bad Checks	54	0
Curfew/Vagrancy	0	0
Disorderly Conduct	1	0
DUI	13	0
Drunkenness	1	0
Family-Non Violent	10	0
Liquor Law Violations	0	0
Peeping Tom	0	0
Trespass	1	0
All Other Offenses	259	0
Total Group B	339	0

TIBRS Group A Offenses	Offenses		Arrests	
	Reported	Cleared	Adult	Juvenile
Crimes Against Persons				
Murder	2	2	2	0
Negligent Manslaughter	0	0	0	0
Kidnapping/Abduction	3	3	2	0
Forcible Rape	2	1	0	0
Forcible Sodomy	1	1	1	0
Sexual Assault W/Object	0	0	0	0
Forcible Fondling	0	0	0	0
Incest	0	0	0	0
Statutory Rape	0	0	0	0
Aggravated Assault	20	18	17	0
Simple Assault	44	41	31	1
Intimidation	1	1	1	0
Stalking	0	0	0	0
Commercial Sex Acts	0	0	0	0
Involuntary Servitude	0	0	0	0
Crimes Against Property				
Arson	1	1	0	0
Bribery	0	0	0	0
Burglary	46	13	20	0
Counterfeiting/Forgery	3	1	1	0
Destruction/Damage/Vandalism	21	5	3	0
Embezzlement	0	0	0	0
Extortion/Blackmail	0	0	0	0
Fraud - False Pretenses	1	0	0	0
Fraud - Credit Card/ATM	1	0	0	0
Fraud - Impersonation	0	0	0	0
Fraud - Welfare	0	0	0	0
Fraud - Wire	0	0	0	0
Motor Vehicle Theft	14	4	1	0
Robbery	1	0	0	0
Stolen Property Offenses	1	1	1	0
Theft - Pocket-picking	0	0	0	0
Theft - Purse Snatching	0	0	0	0
Theft - Shoplifting	1	1	1	0
Theft From Building	37	10	12	0
Theft From Coin Machine	0	0	0	0
Theft From Motor Vehicle	16	0	0	0
Theft of Motor Vehicle Parts	1	0	0	0
Theft - All Other Larceny	32	5	12	0
Crimes Against Society				
Drug/Narcotic Violations	39	38	39	0
Drug/Narcotic Equipment Violations	27	26	9	0
Gambling - Betting/Wagering	0	0	0	0
Gambling - Operating/Promoting	0	0	0	0
Gambling - Equipment Violations	0	0	0	0
Gambling - Sports Tampering	0	0	0	0
Pornography/Obscene Material	0	0	0	0
Prostitution	0	0	0	0
Prostitution Assisting/Promoting	0	0	0	0
Purchasing Prostitution	0	0	0	0
Weapon Law Violations	2	2	0	0
Total Group A Offenses	317	174	153	1



2014 Population Estimate	N/A
Offense Overview	
Offense Total	201
Number Cleared	68
Percent Cleared	33.83 %
Group A Crimes per 100,000 population	N/A
Arrest Overview	
Total Arrests	128
Adult Arrests	99
Juvenile Arrests	29
Unknown Age	0
Arrests per 100,000 population	N/A
Average number offenses/incident	1.16

Domestic Violence Victims		
Offense	Reported	Cleared
Murder	0	0
Aggravated Assault	10	6
Simple Assault	5	5
Intimidation	0	0
Stalking	0	0
Forcible Rape	0	0
Forcible Sodomy	0	0
Sexual Assault W/Object	0	0
Forcible Fondling	0	0
Incest	0	0
Statutory Rape	0	0
Kidnapping/Abduction	0	0
Total	15	11

TIBRS Group B Arrests		
Offense	Adult	Juvenile
Bad Checks	0	0
Curfew/Vagrancy	0	0
Disorderly Conduct	6	20
DUI	8	0
Drunkenness	2	1
Family-Non Violent	0	0
Liquor Law Violations	0	0
Peeping Tom	0	0
Trespass	5	0
All Other Offenses	22	5
Total Group B	43	26

TIBRS Group A Offenses	Offenses		Arrests	
	Reported	Cleared	Adult	Juvenile
Crimes Against Persons				
Murder	0	0	0	0
Negligent Manslaughter	0	0	0	0
Kidnapping/Abduction	0	0	0	0
Forcible Rape	0	0	0	0
Forcible Sodomy	0	0	0	0
Sexual Assault W/Object	0	0	0	0
Forcible Fondling	1	0	0	0
Incest	0	0	0	0
Statutory Rape	1	1	1	0
Aggravated Assault	21	12	11	0
Simple Assault	15	10	9	0
Intimidation	7	1	1	0
Stalking	1	0	0	0
Commercial Sex Acts	0	0	0	0
Involuntary Servitude	0	0	0	0
Crimes Against Property				
Arson	1	0	0	0
Bribery	0	0	0	0
Burglary	13	0	0	0
Counterfeiting/Forgery	0	0	0	0
Destruction/Damage/Vandalism	19	1	1	0
Embezzlement	0	0	0	0
Extortion/Blackmail	0	0	0	0
Fraud - False Pretenses	0	0	0	0
Fraud - Credit Card/ATM	4	0	0	0
Fraud - Impersonation	4	0	0	0
Fraud - Welfare	0	0	0	0
Fraud - Wire	2	0	0	0
Motor Vehicle Theft	19	4	4	0
Robbery	0	0	0	0
Stolen Property Offenses	0	0	0	0
Theft - Pocket-picking	0	0	0	0
Theft - Purse Snatching	0	0	0	0
Theft - Shoplifting	0	0	0	0
Theft From Building	10	1	1	0
Theft From Coin Machine	0	0	0	0
Theft From Motor Vehicle	5	0	0	0
Theft of Motor Vehicle Parts	2	0	0	0
Theft - All Other Larceny	36	1	1	0
Crimes Against Society				
Drug/Narcotic Violations	18	18	13	3
Drug/Narcotic Equipment Violations	18	16	11	0
Gambling - Betting/Wagering	0	0	0	0
Gambling - Operating/Promoting	0	0	0	0
Gambling - Equipment Violations	0	0	0	0
Gambling - Sports Tampering	0	0	0	0
Pornography/Obscene Material	1	1	1	0
Prostitution	0	0	0	0
Prostitution Assisting/Promoting	0	0	0	0
Purchasing Prostitution	0	0	0	0
Weapon Law Violations	3	2	2	0
Total Group A Offenses	201	68	56	3



2014 Population Estimate	N/A
Offense Overview	
Offense Total	3,238
Number Cleared	964
Percent Cleared	29.77 %
Group A Crimes per 100,000 population	N/A
Arrest Overview	
Total Arrests	3,370
Adult Arrests	3,053
Juvenile Arrests	317
Unknown Age	0
Arrests per 100,000 population	N/A
Average number offenses/incident	1.21

Domestic Violence Victims		
Offense	Reported	Cleared
Murder	0	0
Aggravated Assault	159	111
Simple Assault	539	312
Intimidation	29	7
Stalking	5	1
Forcible Rape	5	1
Forcible Sodomy	0	0
Sexual Assault W/Object	0	0
Forcible Fondling	7	2
Incest	0	0
Statutory Rape	1	1
Kidnapping/Abduction	3	2
Total	748	437

TIBRS Group B Arrests		
Offense	Adult	Juvenile
Bad Checks	15	0
Curfew/Vagrancy	0	0
Disorderly Conduct	0	1
DUI	122	0
Drunkenness	42	1
Family-Non Violent	4	1
Liquor Law Violations	7	2
Peeping Tom	0	0
Trespass	18	5
All Other Offenses	2,281	214
Total Group B	2,489	224

TIBRS Group A Offenses	Offenses		Arrests	
	Reported	Cleared	Adult	Juvenile
Crimes Against Persons				
Murder	1	0	0	0
Negligent Manslaughter	1	0	0	0
Kidnapping/Abduction	5	3	3	0
Forcible Rape	22	5	0	0
Forcible Sodomy	6	1	0	0
Sexual Assault W/Object	0	0	0	0
Forcible Fondling	29	5	0	1
Incest	0	0	0	0
Statutory Rape	3	2	1	0
Aggravated Assault	268	171	91	10
Simple Assault	735	379	175	38
Intimidation	92	8	3	1
Stalking	7	2	1	0
Commercial Sex Acts	0	0	0	0
Involuntary Servitude	0	0	0	0
Crimes Against Property				
Arson	12	4	0	3
Bribery	0	0	0	0
Burglary	450	62	58	5
Counterfeiting/Forgery	8	1	1	0
Destruction/Damage/Vandalism	244	31	7	7
Embezzlement	4	3	3	0
Extortion/Blackmail	0	0	0	0
Fraud - False Pretenses	60	4	4	1
Fraud - Credit Card/ATM	11	4	3	0
Fraud - Impersonation	19	11	11	0
Fraud - Welfare	0	0	0	0
Fraud - Wire	123	9	12	0
Motor Vehicle Theft	96	15	8	3
Robbery	31	10	17	2
Stolen Property Offenses	2	1	0	1
Theft - Pocket-picking	0	0	0	0
Theft - Purse Snatching	1	0	0	0
Theft - Shoplifting	17	7	8	0
Theft From Building	302	47	37	2
Theft From Coin Machine	4	0	0	0
Theft From Motor Vehicle	194	10	7	1
Theft of Motor Vehicle Parts	48	4	1	0
Theft - All Other Larceny	278	30	31	1
Crimes Against Society				
Drug/Narcotic Violations	89	80	63	13
Drug/Narcotic Equipment Violations	52	46	18	4
Gambling - Betting/Wagering	0	0	0	0
Gambling - Operating/Promoting	0	0	0	0
Gambling - Equipment Violations	0	0	0	0
Gambling - Sports Tampering	0	0	0	0
Pornography/Obscene Material	10	0	0	0
Prostitution	0	0	0	0
Prostitution Assisting/Promoting	0	0	0	0
Purchasing Prostitution	0	0	0	0
Weapon Law Violations	14	9	1	0
Total Group A Offenses	3,238	964	564	93



2014 Population Estimate	N/A
Offense Overview	
Offense Total	2,614
Number Cleared	1,604
Percent Cleared	61.36 %
Group A Crimes per 100,000 population	N/A
Arrest Overview	
Total Arrests	2,719
Adult Arrests	2,648
Juvenile Arrests	71
Unknown Age	0
Arrests per 100,000 population	N/A
Average number offenses/incident	1.23

Domestic Violence Victims		
Offense	Reported	Cleared
Murder	1	1
Aggravated Assault	82	72
Simple Assault	425	380
Intimidation	36	31
Stalking	1	1
Forcible Rape	5	5
Forcible Sodomy	0	0
Sexual Assault W/Object	0	0
Forcible Fondling	2	1
Incest	0	0
Statutory Rape	0	0
Kidnapping/Abduction	11	7
Total	563	498

TIBRS Group B Arrests		
Offense	Adult	Juvenile
Bad Checks	0	0
Curfew/Vagrancy	0	0
Disorderly Conduct	13	0
DUI	88	0
Drunkenness	16	0
Family-Non Violent	60	0
Liquor Law Violations	6	0
Peeping Tom	0	0
Trespass	6	0
All Other Offenses	1,585	4
Total Group B	1,774	4

TIBRS Group A Offenses	Offenses		Arrests	
	Reported	Cleared	Adult	Juvenile
Crimes Against Persons				
Murder	2	2	2	0
Negligent Manslaughter	0	0	0	0
Kidnapping/Abduction	13	9	7	0
Forcible Rape	15	14	1	1
Forcible Sodomy	0	0	0	0
Sexual Assault W/Object	0	0	0	0
Forcible Fondling	10	8	0	2
Incest	0	0	0	0
Statutory Rape	0	0	0	0
Aggravated Assault	153	137	88	5
Simple Assault	550	490	264	20
Intimidation	73	50	12	0
Stalking	1	1	1	0
Commercial Sex Acts	0	0	0	0
Involuntary Servitude	0	0	0	0
Crimes Against Property				
Arson	2	1	0	1
Bribery	0	0	0	0
Burglary	266	95	55	9
Counterfeiting/Forgery	6	3	4	0
Destruction/Damage/Vandalism	249	69	14	3
Embezzlement	1	1	1	0
Extortion/Blackmail	0	0	0	0
Fraud - False Pretenses	3	1	0	0
Fraud - Credit Card/ATM	8	1	0	0
Fraud - Impersonation	27	8	1	0
Fraud - Welfare	0	0	0	0
Fraud - Wire	0	0	0	0
Motor Vehicle Theft	125	62	36	4
Robbery	8	4	4	0
Stolen Property Offenses	1	1	0	0
Theft - Pocket-picking	0	0	0	0
Theft - Purse Snatching	0	0	0	0
Theft - Shoplifting	32	20	18	0
Theft From Building	177	106	44	1
Theft From Coin Machine	1	0	0	0
Theft From Motor Vehicle	152	46	18	9
Theft of Motor Vehicle Parts	18	0	0	0
Theft - All Other Larceny	324	88	52	0
Crimes Against Society				
Drug/Narcotic Violations	230	226	227	10
Drug/Narcotic Equipment Violations	143	140	23	1
Gambling - Betting/Wagering	0	0	0	0
Gambling - Operating/Promoting	0	0	0	0
Gambling - Equipment Violations	0	0	0	0
Gambling - Sports Tampering	0	0	0	0
Pornography/Obscene Material	2	0	0	0
Prostitution	0	0	0	0
Prostitution Assisting/Promoting	0	0	0	0
Purchasing Prostitution	0	0	0	0
Weapon Law Violations	22	21	2	1
Total Group A Offenses	2,614	1,604	874	67



Campbell County Sheriff's Office - 2015

2014 Population Estimate	N/A
Offense Overview	
Offense Total	1,083
Number Cleared	357
Percent Cleared	32.96 %
Group A Crimes per 100,000 population	N/A
Arrest Overview	
Total Arrests	786
Adult Arrests	771
Juvenile Arrests	15
Unknown Age	0
Arrests per 100,000 population	N/A
Average number offenses/incident	1.12

Domestic Violence Victims		
Offense	Reported	Cleared
Murder	0	0
Aggravated Assault	15	15
Simple Assault	24	21
Intimidation	5	3
Stalking	0	0
Forcible Rape	1	0
Forcible Sodomy	1	0
Sexual Assault W/Object	0	0
Forcible Fondling	1	0
Incest	0	0
Statutory Rape	1	1
Kidnapping/Abduction	0	0
Total	48	40

TIBRS Group B Arrests		
Offense	Adult	Juvenile
Bad Checks	0	0
Curfew/Vagrancy	0	0
Disorderly Conduct	10	0
DUI	52	0
Drunkenness	46	1
Family-Non Violent	8	0
Liquor Law Violations	0	3
Peeping Tom	0	0
Trespass	6	0
All Other Offenses	376	6
Total Group B	498	10

TIBRS Group A Offenses	Offenses		Arrests	
	Reported	Cleared	Adult	Juvenile
Crimes Against Persons				
Murder	1	0	0	0
Negligent Manslaughter	0	0	0	0
Kidnapping/Abduction	0	0	0	0
Forcible Rape	11	2	0	1
Forcible Sodomy	1	0	0	0
Sexual Assault W/Object	0	0	0	0
Forcible Fondling	11	3	2	0
Incest	0	0	0	0
Statutory Rape	8	3	3	0
Aggravated Assault	67	54	45	0
Simple Assault	88	56	44	1
Intimidation	49	6	6	0
Stalking	3	0	0	0
Commercial Sex Acts	0	0	0	0
Involuntary Servitude	0	0	0	0
Crimes Against Property				
Arson	4	0	0	0
Bribery	0	0	0	0
Burglary	190	29	24	0
Counterfeiting/Forgery	16	6	6	0
Destruction/Damage/Vandalism	90	13	7	0
Embezzlement	2	1	0	0
Extortion/Blackmail	0	0	0	0
Fraud - False Pretenses	17	4	0	0
Fraud - Credit Card/ATM	33	10	9	0
Fraud - Impersonation	19	5	4	0
Fraud - Welfare	0	0	0	0
Fraud - Wire	1	0	0	0
Motor Vehicle Theft	38	8	6	0
Robbery	8	4	4	0
Stolen Property Offenses	0	0	0	0
Theft - Pocket-picking	1	0	0	0
Theft - Purse Snatching	1	0	0	0
Theft - Shoplifting	2	2	2	0
Theft From Building	98	14	6	0
Theft From Coin Machine	0	0	0	0
Theft From Motor Vehicle	24	4	3	0
Theft of Motor Vehicle Parts	12	0	0	0
Theft - All Other Larceny	165	20	15	0
Crimes Against Society				
Drug/Narcotic Violations	71	67	66	2
Drug/Narcotic Equipment Violations	44	41	17	1
Gambling - Betting/Wagering	0	0	0	0
Gambling - Operating/Promoting	0	0	0	0
Gambling - Equipment Violations	0	0	0	0
Gambling - Sports Tampering	0	0	0	0
Pornography/Obscene Material	3	0	0	0
Prostitution	0	0	0	0
Prostitution Assisting/Promoting	0	0	0	0
Purchasing Prostitution	0	0	0	0
Weapon Law Violations	5	5	4	0
Total Group A Offenses	1,083	357	273	5



2014 Population Estimate	N/A
Offense Overview	
Offense Total	186
Number Cleared	88
Percent Cleared	47.31 %
Group A Crimes per 100,000 population	N/A
Arrest Overview	
Total Arrests	283
Adult Arrests	276
Juvenile Arrests	7
Unknown Age	0
Arrests per 100,000 population	N/A
Average number offenses/incident	1.12

Domestic Violence Victims		
Offense	Reported	Cleared
Murder	0	0
Aggravated Assault	6	5
Simple Assault	15	14
Intimidation	4	4
Stalking	0	0
Forcible Rape	0	0
Forcible Sodomy	0	0
Sexual Assault W/Object	0	0
Forcible Fondling	1	1
Incest	0	0
Statutory Rape	0	0
Kidnapping/Abduction	0	0
Total	26	24

TIBRS Group B Arrests		
Offense	Adult	Juvenile
Bad Checks	10	0
Curfew/Vagrancy	0	0
Disorderly Conduct	1	0
DUI	16	0
Drunkenness	8	0
Family-Non Violent	7	0
Liquor Law Violations	0	0
Peeping Tom	0	0
Trespass	3	0
All Other Offenses	155	2
Total Group B	200	2

TIBRS Group A Offenses	Offenses		Arrests	
	Reported	Cleared	Adult	Juvenile
Crimes Against Persons				
Murder	0	0	0	0
Negligent Manslaughter	0	0	0	0
Kidnapping/Abduction	0	0	0	0
Forcible Rape	0	0	0	0
Forcible Sodomy	0	0	0	0
Sexual Assault W/Object	0	0	0	0
Forcible Fondling	1	1	1	0
Incest	0	0	0	0
Statutory Rape	0	0	0	0
Aggravated Assault	8	7	7	0
Simple Assault	23	17	15	1
Intimidation	6	6	6	0
Stalking	0	0	0	0
Commercial Sex Acts	0	0	0	0
Involuntary Servitude	0	0	0	0
Crimes Against Property				
Arson	0	0	0	0
Bribery	0	0	0	0
Burglary	21	2	2	0
Counterfeiting/Forgery	0	0	0	0
Destruction/Damage/Vandalism	22	1	2	0
Embezzlement	0	0	0	0
Extortion/Blackmail	0	0	0	0
Fraud - False Pretenses	0	0	0	0
Fraud - Credit Card/ATM	6	0	0	0
Fraud - Impersonation	7	3	3	0
Fraud - Welfare	0	0	0	0
Fraud - Wire	0	0	0	0
Motor Vehicle Theft	13	2	1	3
Robbery	0	0	0	0
Stolen Property Offenses	1	1	2	0
Theft - Pocket-picking	0	0	0	0
Theft - Purse Snatching	0	0	0	0
Theft - Shoplifting	0	0	0	0
Theft From Building	12	2	2	0
Theft From Coin Machine	0	0	0	0
Theft From Motor Vehicle	6	1	1	0
Theft of Motor Vehicle Parts	2	0	0	0
Theft - All Other Larceny	15	4	4	0
Crimes Against Society				
Drug/Narcotic Violations	20	19	20	1
Drug/Narcotic Equipment Violations	21	20	9	0
Gambling - Betting/Wagering	0	0	0	0
Gambling - Operating/Promoting	0	0	0	0
Gambling - Equipment Violations	0	0	0	0
Gambling - Sports Tampering	0	0	0	0
Pornography/Obscene Material	0	0	0	0
Prostitution	0	0	0	0
Prostitution Assisting/Promoting	0	0	0	0
Purchasing Prostitution	0	0	0	0
Weapon Law Violations	2	2	1	0
Total Group A Offenses	186	88	76	5



2014 Population Estimate	N/A
Offense Overview	
Offense Total	480
Number Cleared	265
Percent Cleared	55.21 %
Group A Crimes per 100,000 population	N/A
Arrest Overview	
Total Arrests	725
Adult Arrests	713
Juvenile Arrests	12
Unknown Age	0
Arrests per 100,000 population	N/A
Average number offenses/incident	1.23

Domestic Violence Victims		
Offense	Reported	Cleared
Murder	0	0
Aggravated Assault	24	21
Simple Assault	56	54
Intimidation	0	0
Stalking	0	0
Forcible Rape	1	1
Forcible Sodomy	0	0
Sexual Assault W/Object	0	0
Forcible Fondling	8	1
Incest	0	0
Statutory Rape	0	0
Kidnapping/Abduction	1	1
Total	90	78

TIBRS Group B Arrests		
Offense	Adult	Juvenile
Bad Checks	51	0
Curfew/Vagrancy	0	0
Disorderly Conduct	7	0
DUI	15	0
Drunkenness	11	0
Family-Non Violent	77	3
Liquor Law Violations	1	0
Peeping Tom	0	0
Trespass	4	0
All Other Offenses	340	0
Total Group B	506	3

TIBRS Group A Offenses	Offenses		Arrests	
	Reported	Cleared	Adult	Juvenile
Crimes Against Persons				
Murder	0	0	0	0
Negligent Manslaughter	0	0	0	0
Kidnapping/Abduction	2	2	1	0
Forcible Rape	2	1	1	0
Forcible Sodomy	0	0	0	0
Sexual Assault W/Object	0	0	0	0
Forcible Fondling	8	1	1	0
Incest	0	0	0	0
Statutory Rape	0	0	0	0
Aggravated Assault	36	32	21	0
Simple Assault	67	64	57	0
Intimidation	0	0	0	0
Stalking	0	0	0	0
Commercial Sex Acts	0	0	0	0
Involuntary Servitude	0	0	0	0
Crimes Against Property				
Arson	1	0	0	0
Bribery	0	0	0	0
Burglary	85	19	22	1
Counterfeiting/Forgery	2	0	0	0
Destruction/Damage/Vandalism	39	10	10	0
Embezzlement	0	0	0	0
Extortion/Blackmail	1	1	1	0
Fraud - False Pretenses	11	11	9	0
Fraud - Credit Card/ATM	25	0	0	0
Fraud - Impersonation	1	0	0	0
Fraud - Welfare	0	0	0	0
Fraud - Wire	1	0	0	0
Motor Vehicle Theft	15	7	2	1
Robbery	1	1	0	0
Stolen Property Offenses	3	3	8	0
Theft - Pocket-picking	0	0	0	0
Theft - Purse Snatching	0	0	0	0
Theft - Shoplifting	2	1	1	0
Theft From Building	12	3	1	0
Theft From Coin Machine	0	0	0	0
Theft From Motor Vehicle	15	2	1	0
Theft of Motor Vehicle Parts	6	0	1	0
Theft - All Other Larceny	42	6	8	1
Crimes Against Society				
Drug/Narcotic Violations	56	55	48	6
Drug/Narcotic Equipment Violations	36	36	10	0
Gambling - Betting/Wagering	0	0	0	0
Gambling - Operating/Promoting	0	0	0	0
Gambling - Equipment Violations	0	0	0	0
Gambling - Sports Tampering	0	0	0	0
Pornography/Obscene Material	0	0	0	0
Prostitution	0	0	0	0
Prostitution Assisting/Promoting	0	0	0	0
Purchasing Prostitution	0	0	0	0
Weapon Law Violations	11	10	4	0
Total Group A Offenses	480	265	207	9



2014 Population Estimate	N/A
Offense Overview	
Offense Total	649
Number Cleared	195
Percent Cleared	30.05 %
Group A Crimes per 100,000 population	N/A
Arrest Overview	
Total Arrests	489
Adult Arrests	474
Juvenile Arrests	15
Unknown Age	0
Arrests per 100,000 population	N/A
Average number offenses/incident	1.14

Domestic Violence Victims		
Offense	Reported	Cleared
Murder	0	0
Aggravated Assault	25	19
Simple Assault	92	66
Intimidation	1	0
Stalking	0	0
Forcible Rape	0	0
Forcible Sodomy	0	0
Sexual Assault W/Object	0	0
Forcible Fondling	0	0
Incest	0	0
Statutory Rape	0	0
Kidnapping/Abduction	1	1
Total	119	86

TIBRS Group B Arrests		
Offense	Adult	Juvenile
Bad Checks	0	0
Curfew/Vagrancy	0	0
Disorderly Conduct	0	1
DUI	32	0
Drunkenness	14	0
Family-Non Violent	0	0
Liquor Law Violations	0	0
Peeping Tom	0	0
Trespass	1	0
All Other Offenses	272	1
Total Group B	319	2

TIBRS Group A Offenses	Offenses		Arrests	
	Reported	Cleared	Adult	Juvenile
Crimes Against Persons				
Murder	2	2	1	0
Negligent Manslaughter	0	0	0	0
Kidnapping/Abduction	1	1	1	0
Forcible Rape	0	0	0	0
Forcible Sodomy	1	1	1	0
Sexual Assault W/Object	0	0	0	0
Forcible Fondling	0	0	0	0
Incest	0	0	0	0
Statutory Rape	0	0	0	0
Aggravated Assault	46	26	20	0
Simple Assault	128	78	66	6
Intimidation	13	4	2	0
Stalking	0	0	0	0
Commercial Sex Acts	0	0	0	0
Involuntary Servitude	0	0	0	0
Crimes Against Property				
Arson	3	1	1	0
Bribery	0	0	0	0
Burglary	118	5	5	2
Counterfeiting/Forgery	2	0	0	0
Destruction/Damage/Vandalism	30	5	3	1
Embezzlement	0	0	0	0
Extortion/Blackmail	0	0	0	0
Fraud - False Pretenses	5	1	0	1
Fraud - Credit Card/ATM	2	0	0	0
Fraud - Impersonation	3	1	1	0
Fraud - Welfare	0	0	0	0
Fraud - Wire	0	0	0	0
Motor Vehicle Theft	26	4	2	2
Robbery	3	1	2	0
Stolen Property Offenses	0	0	0	0
Theft - Pocket-picking	0	0	0	0
Theft - Purse Snatching	0	0	0	0
Theft - Shoplifting	1	0	0	0
Theft From Building	55	6	3	0
Theft From Coin Machine	2	0	0	0
Theft From Motor Vehicle	36	0	0	0
Theft of Motor Vehicle Parts	10	1	1	0
Theft - All Other Larceny	93	5	5	0
Crimes Against Society				
Drug/Narcotic Violations	38	30	33	1
Drug/Narcotic Equipment Violations	27	19	5	0
Gambling - Betting/Wagering	0	0	0	0
Gambling - Operating/Promoting	0	0	0	0
Gambling - Equipment Violations	0	0	0	0
Gambling - Sports Tampering	0	0	0	0
Pornography/Obscene Material	0	0	0	0
Prostitution	1	1	1	0
Prostitution Assisting/Promoting	0	0	0	0
Purchasing Prostitution	0	0	0	0
Weapon Law Violations	3	3	2	0
Total Group A Offenses	649	195	155	13



2014 Population Estimate	N/A
Offense Overview	
Offense Total	1,746
Number Cleared	934
Percent Cleared	53.49 %
Group A Crimes per 100,000 population	N/A
Arrest Overview	
Total Arrests	1,717
Adult Arrests	1,614
Juvenile Arrests	103
Unknown Age	0
Arrests per 100,000 population	N/A
Average number offenses/incident	1.30

Domestic Violence Victims		
Offense	Reported	Cleared
Murder	0	0
Aggravated Assault	51	47
Simple Assault	148	124
Intimidation	29	14
Stalking	3	0
Forcible Rape	5	2
Forcible Sodomy	1	0
Sexual Assault W/Object	1	0
Forcible Fondling	2	0
Incest	2	1
Statutory Rape	2	1
Kidnapping/Abduction	4	3
Total	248	192

TIBRS Group B Arrests		
Offense	Adult	Juvenile
Bad Checks	29	0
Curfew/Vagrancy	0	0
Disorderly Conduct	5	1
DUI	84	1
Drunkenness	14	0
Family-Non Violent	1	0
Liquor Law Violations	21	6
Peeping Tom	0	0
Trespass	3	0
All Other Offenses	812	68
Total Group B	969	76

TIBRS Group A Offenses	Offenses		Arrests	
	Reported	Cleared	Adult	Juvenile
Crimes Against Persons				
Murder	0	0	0	0
Negligent Manslaughter	0	0	0	0
Kidnapping/Abduction	6	4	2	0
Forcible Rape	8	3	1	0
Forcible Sodomy	2	0	0	0
Sexual Assault W/Object	1	0	0	0
Forcible Fondling	9	1	0	0
Incest	2	1	0	0
Statutory Rape	5	2	5	0
Aggravated Assault	101	77	60	2
Simple Assault	237	172	121	6
Intimidation	88	34	22	1
Stalking	6	1	1	0
Commercial Sex Acts	0	0	0	0
Involuntary Servitude	0	0	0	0
Crimes Against Property				
Arson	5	1	1	0
Bribery	0	0	0	0
Burglary	164	26	25	1
Counterfeiting/Forgery	16	7	6	0
Destruction/Damage/Vandalism	181	37	15	0
Embezzlement	3	1	1	0
Extortion/Blackmail	0	0	0	0
Fraud - False Pretenses	7	1	0	0
Fraud - Credit Card/ATM	7	1	0	0
Fraud - Impersonation	39	6	4	0
Fraud - Welfare	0	0	0	0
Fraud - Wire	5	0	0	0
Motor Vehicle Theft	48	14	9	0
Robbery	5	2	6	0
Stolen Property Offenses	6	6	4	0
Theft - Pocket-picking	0	0	0	0
Theft - Purse Snatching	0	0	0	0
Theft - Shoplifting	7	3	2	1
Theft From Building	103	18	10	0
Theft From Coin Machine	0	0	0	0
Theft From Motor Vehicle	53	4	6	0
Theft of Motor Vehicle Parts	21	1	0	0
Theft - All Other Larceny	96	16	14	0
Crimes Against Society				
Drug/Narcotic Violations	287	275	270	13
Drug/Narcotic Equipment Violations	204	198	44	3
Gambling - Betting/Wagering	0	0	0	0
Gambling - Operating/Promoting	0	0	0	0
Gambling - Equipment Violations	0	0	0	0
Gambling - Sports Tampering	0	0	0	0
Pornography/Obscene Material	3	1	0	0
Prostitution	0	0	0	0
Prostitution Assisting/Promoting	0	0	0	0
Purchasing Prostitution	0	0	0	0
Weapon Law Violations	21	21	16	0
Total Group A Offenses	1,746	934	645	27



2014 Population Estimate	N/A
Offense Overview	
Offense Total	216
Number Cleared	100
Percent Cleared	46.30 %
Group A Crimes per 100,000 population	N/A
Arrest Overview	
Total Arrests	259
Adult Arrests	240
Juvenile Arrests	19
Unknown Age	0
Arrests per 100,000 population	N/A
Average number offenses/incident	1.14

Domestic Violence Victims		
Offense	Reported	Cleared
Murder	0	0
Aggravated Assault	7	7
Simple Assault	37	21
Intimidation	5	3
Stalking	0	0
Forcible Rape	0	0
Forcible Sodomy	0	0
Sexual Assault W/Object	0	0
Forcible Fondling	0	0
Incest	0	0
Statutory Rape	1	0
Kidnapping/Abduction	0	0
Total	50	31

TIBRS Group B Arrests		
Offense	Adult	Juvenile
Bad Checks	11	0
Curfew/Vagrancy	0	0
Disorderly Conduct	0	2
DUI	7	1
Drunkenness	9	1
Family-Non Violent	1	1
Liquor Law Violations	1	0
Peeping Tom	0	0
Trespass	2	0
All Other Offenses	134	0
Total Group B	165	5

TIBRS Group A Offenses	Offenses		Arrests	
	Reported	Cleared	Adult	Juvenile
Crimes Against Persons				
Murder	0	0	0	0
Negligent Manslaughter	0	0	0	0
Kidnapping/Abduction	0	0	0	0
Forcible Rape	2	0	0	0
Forcible Sodomy	0	0	0	0
Sexual Assault W/Object	0	0	0	0
Forcible Fondling	1	1	1	0
Incest	0	0	0	0
Statutory Rape	1	0	0	0
Aggravated Assault	12	12	13	1
Simple Assault	46	26	19	3
Intimidation	12	4	2	0
Stalking	0	0	0	0
Commercial Sex Acts	0	0	0	0
Involuntary Servitude	0	0	0	0
Crimes Against Property				
Arson	0	0	0	0
Bribery	0	0	0	0
Burglary	31	5	5	0
Counterfeiting/Forgery	1	0	0	0
Destruction/Damage/Vandalism	13	4	1	2
Embezzlement	0	0	0	0
Extortion/Blackmail	0	0	0	0
Fraud - False Pretenses	3	0	0	0
Fraud - Credit Card/ATM	3	1	0	0
Fraud - Impersonation	1	0	0	0
Fraud - Welfare	0	0	0	0
Fraud - Wire	1	0	0	0
Motor Vehicle Theft	8	1	1	0
Robbery	1	1	1	0
Stolen Property Offenses	0	0	0	0
Theft - Pocket-picking	0	0	0	0
Theft - Purse Snatching	0	0	0	0
Theft - Shoplifting	0	0	0	0
Theft From Building	8	1	1	0
Theft From Coin Machine	0	0	0	0
Theft From Motor Vehicle	7	1	0	0
Theft of Motor Vehicle Parts	5	1	1	0
Theft - All Other Larceny	21	5	4	1
Crimes Against Society				
Drug/Narcotic Violations	21	19	18	6
Drug/Narcotic Equipment Violations	15	15	6	1
Gambling - Betting/Wagering	0	0	0	0
Gambling - Operating/Promoting	0	0	0	0
Gambling - Equipment Violations	0	0	0	0
Gambling - Sports Tampering	0	0	0	0
Pornography/Obscene Material	0	0	0	0
Prostitution	0	0	0	0
Prostitution Assisting/Promoting	0	0	0	0
Purchasing Prostitution	0	0	0	0
Weapon Law Violations	3	3	2	0
Total Group A Offenses	216	100	75	14

Please check www.tncrimeonline.com for additional data to be reported for 2015.



Claiborne County Sheriff's Office - 2015

2014 Population Estimate	N/A
Offense Overview	
Offense Total	953
Number Cleared	428
Percent Cleared	44.91 %
Group A Crimes per 100,000 population	N/A
Arrest Overview	
Total Arrests	1,553
Adult Arrests	1,540
Juvenile Arrests	13
Unknown Age	0
Arrests per 100,000 population	N/A
Average number offenses/incident	1.20

Domestic Violence Victims		
Offense	Reported	Cleared
Murder	0	0
Aggravated Assault	50	36
Simple Assault	71	60
Intimidation	4	4
Stalking	0	0
Forcible Rape	0	0
Forcible Sodomy	0	0
Sexual Assault W/Object	0	0
Forcible Fondling	2	1
Incest	0	0
Statutory Rape	0	0
Kidnapping/Abduction	6	6
Total	133	107

TIBRS Group B Arrests		
Offense	Adult	Juvenile
Bad Checks	3	0
Curfew/Vagrancy	0	0
Disorderly Conduct	19	0
DUI	42	0
Drunkenness	33	1
Family-Non Violent	5	2
Liquor Law Violations	1	1
Peeping Tom	0	0
Trespass	6	0
All Other Offenses	1,078	3
Total Group B	1,187	7

TIBRS Group A Offenses	Offenses		Arrests	
	Reported	Cleared	Adult	Juvenile
Crimes Against Persons				
Murder	3	2	3	0
Negligent Manslaughter	0	0	0	0
Kidnapping/Abduction	6	6	2	1
Forcible Rape	0	0	0	0
Forcible Sodomy	0	0	0	0
Sexual Assault W/Object	1	0	0	0
Forcible Fondling	2	1	1	0
Incest	0	0	0	0
Statutory Rape	0	0	0	0
Aggravated Assault	95	60	48	0
Simple Assault	117	88	68	3
Intimidation	12	9	5	1
Stalking	0	0	0	0
Commercial Sex Acts	0	0	0	0
Involuntary Servitude	0	0	0	0
Crimes Against Property				
Arson	3	0	0	0
Bribery	0	0	0	0
Burglary	183	31	34	0
Counterfeiting/Forgery	3	3	3	0
Destruction/Damage/Vandalism	95	26	10	0
Embezzlement	1	0	0	0
Extortion/Blackmail	0	0	0	0
Fraud - False Pretenses	6	2	0	0
Fraud - Credit Card/ATM	5	2	0	0
Fraud - Impersonation	1	1	1	0
Fraud - Welfare	0	0	0	0
Fraud - Wire	0	0	0	0
Motor Vehicle Theft	32	8	8	0
Robbery	9	2	3	0
Stolen Property Offenses	0	0	0	0
Theft - Pocket-picking	0	0	0	0
Theft - Purse Snatching	1	0	0	0
Theft - Shoplifting	24	16	20	0
Theft From Building	65	14	14	0
Theft From Coin Machine	2	0	0	0
Theft From Motor Vehicle	48	3	3	0
Theft of Motor Vehicle Parts	14	0	0	0
Theft - All Other Larceny	89	28	33	0
Crimes Against Society				
Drug/Narcotic Violations	69	65	69	1
Drug/Narcotic Equipment Violations	45	41	22	0
Gambling - Betting/Wagering	0	0	0	0
Gambling - Operating/Promoting	0	0	0	0
Gambling - Equipment Violations	0	0	0	0
Gambling - Sports Tampering	0	0	0	0
Pornography/Obscene Material	0	0	0	0
Prostitution	0	0	0	0
Prostitution Assisting/Promoting	0	0	0	0
Purchasing Prostitution	0	0	0	0
Weapon Law Violations	22	20	6	0
Total Group A Offenses	953	428	353	6



2014 Population Estimate	N/A
Offense Overview	
Offense Total	161
Number Cleared	91
Percent Cleared	56.52 %
Group A Crimes per 100,000 population	N/A
Arrest Overview	
Total Arrests	245
Adult Arrests	242
Juvenile Arrests	3
Unknown Age	0
Arrests per 100,000 population	N/A
Average number offenses/incident	1.20

Domestic Violence Victims		
Offense	Reported	Cleared
Murder	3	1
Aggravated Assault	10	9
Simple Assault	31	27
Intimidation	1	0
Stalking	0	0
Forcible Rape	0	0
Forcible Sodomy	0	0
Sexual Assault W/Object	0	0
Forcible Fondling	0	0
Incest	0	0
Statutory Rape	0	0
Kidnapping/Abduction	1	1
Total	46	38

TIBRS Group B Arrests		
Offense	Adult	Juvenile
Bad Checks	7	0
Curfew/Vagrancy	0	0
Disorderly Conduct	1	0
DUI	16	0
Drunkenness	6	0
Family-Non Violent	5	0
Liquor Law Violations	0	0
Peeping Tom	0	0
Trespass	1	0
All Other Offenses	136	0
Total Group B	172	0

TIBRS Group A Offenses	Offenses		Arrests	
	Reported	Cleared	Adult	Juvenile
Crimes Against Persons				
Murder	3	1	1	0
Negligent Manslaughter	0	0	0	0
Kidnapping/Abduction	1	1	1	0
Forcible Rape	1	1	1	0
Forcible Sodomy	0	0	0	0
Sexual Assault W/Object	0	0	0	0
Forcible Fondling	0	0	0	0
Incest	0	0	0	0
Statutory Rape	0	0	0	0
Aggravated Assault	11	10	6	0
Simple Assault	37	33	31	0
Intimidation	1	0	0	0
Stalking	0	0	0	0
Commercial Sex Acts	0	0	0	0
Involuntary Servitude	0	0	0	0
Crimes Against Property				
Arson	0	0	0	0
Bribery	0	0	0	0
Burglary	13	3	2	0
Counterfeiting/Forgery	0	0	0	0
Destruction/Damage/Vandalism	23	3	3	0
Embezzlement	0	0	0	0
Extortion/Blackmail	0	0	0	0
Fraud - False Pretenses	1	0	0	0
Fraud - Credit Card/ATM	0	0	0	0
Fraud - Impersonation	0	0	0	0
Fraud - Welfare	0	0	0	0
Fraud - Wire	0	0	0	0
Motor Vehicle Theft	5	1	1	0
Robbery	0	0	0	0
Stolen Property Offenses	0	0	0	0
Theft - Pocket-picking	0	0	0	0
Theft - Purse Snatching	0	0	0	0
Theft - Shoplifting	0	0	0	0
Theft From Building	1	0	0	0
Theft From Coin Machine	0	0	0	0
Theft From Motor Vehicle	2	1	1	0
Theft of Motor Vehicle Parts	0	0	0	0
Theft - All Other Larceny	20	2	1	1
Crimes Against Society				
Drug/Narcotic Violations	27	21	16	2
Drug/Narcotic Equipment Violations	12	11	4	0
Gambling - Betting/Wagering	0	0	0	0
Gambling - Operating/Promoting	0	0	0	0
Gambling - Equipment Violations	0	0	0	0
Gambling - Sports Tampering	0	0	0	0
Pornography/Obscene Material	0	0	0	0
Prostitution	0	0	0	0
Prostitution Assisting/Promoting	0	0	0	0
Purchasing Prostitution	0	0	0	0
Weapon Law Violations	3	3	2	0
Total Group A Offenses	161	91	70	3



2014 Population Estimate	N/A
Offense Overview	
Offense Total	1,442
Number Cleared	843
Percent Cleared	58.46 %
Group A Crimes per 100,000 population	N/A
Arrest Overview	
Total Arrests	1,447
Adult Arrests	1,393
Juvenile Arrests	54
Unknown Age	0
Arrests per 100,000 population	N/A
Average number offenses/incident	1.23

Domestic Violence Victims		
Offense	Reported	Cleared
Murder	1	1
Aggravated Assault	68	63
Simple Assault	165	142
Intimidation	21	14
Stalking	0	0
Forcible Rape	0	0
Forcible Sodomy	0	0
Sexual Assault W/Object	0	0
Forcible Fondling	3	3
Incest	1	1
Statutory Rape	0	0
Kidnapping/Abduction	4	4
Total	263	228

TIBRS Group B Arrests		
Offense	Adult	Juvenile
Bad Checks	2	0
Curfew/Vagrancy	0	0
Disorderly Conduct	25	5
DUI	94	0
Drunkenness	66	0
Family-Non Violent	21	0
Liquor Law Violations	42	17
Peeping Tom	0	0
Trespass	16	0
All Other Offenses	475	1
Total Group B	741	23

TIBRS Group A Offenses	Offenses		Arrests	
	Reported	Cleared	Adult	Juvenile
Crimes Against Persons				
Murder	2	1	0	0
Negligent Manslaughter	0	0	0	0
Kidnapping/Abduction	5	5	3	0
Forcible Rape	3	2	2	0
Forcible Sodomy	2	2	2	0
Sexual Assault W/Object	0	0	0	0
Forcible Fondling	10	8	6	2
Incest	1	1	1	0
Statutory Rape	4	4	3	0
Aggravated Assault	136	120	89	0
Simple Assault	230	187	164	9
Intimidation	42	20	19	1
Stalking	0	0	0	0
Commercial Sex Acts	0	0	0	0
Involuntary Servitude	0	0	0	0
Crimes Against Property				
Arson	11	3	4	0
Bribery	0	0	0	0
Burglary	196	45	45	2
Counterfeiting/Forgery	15	7	6	0
Destruction/Damage/Vandalism	147	48	27	1
Embezzlement	2	2	2	0
Extortion/Blackmail	0	0	0	0
Fraud - False Pretenses	29	14	12	0
Fraud - Credit Card/ATM	18	10	8	1
Fraud - Impersonation	1	1	1	0
Fraud - Welfare	1	0	0	0
Fraud - Wire	3	0	0	0
Motor Vehicle Theft	59	16	14	1
Robbery	8	5	5	0
Stolen Property Offenses	0	0	0	0
Theft - Pocket-picking	0	0	0	0
Theft - Purse Snatching	1	0	0	0
Theft - Shoplifting	14	8	6	0
Theft From Building	76	34	30	3
Theft From Coin Machine	4	0	0	0
Theft From Motor Vehicle	27	8	8	0
Theft of Motor Vehicle Parts	21	5	4	0
Theft - All Other Larceny	92	14	13	1
Crimes Against Society				
Drug/Narcotic Violations	122	121	119	9
Drug/Narcotic Equipment Violations	98	97	40	1
Gambling - Betting/Wagering	0	0	0	0
Gambling - Operating/Promoting	0	0	0	0
Gambling - Equipment Violations	0	0	0	0
Gambling - Sports Tampering	0	0	0	0
Pornography/Obscene Material	6	2	2	0
Prostitution	0	0	0	0
Prostitution Assisting/Promoting	1	1	1	0
Purchasing Prostitution	0	0	0	0
Weapon Law Violations	55	52	16	0
Total Group A Offenses	1,442	843	652	31



2014 Population Estimate	N/A
Offense Overview	
Offense Total	1,056
Number Cleared	425
Percent Cleared	40.25 %
Group A Crimes per 100,000 population	N/A
Arrest Overview	
Total Arrests	541
Adult Arrests	522
Juvenile Arrests	19
Unknown Age	0
Arrests per 100,000 population	N/A
Average number offenses/incident	1.13

Domestic Violence Victims		
Offense	Reported	Cleared
Murder	0	0
Aggravated Assault	35	25
Simple Assault	103	59
Intimidation	11	3
Stalking	0	0
Forcible Rape	1	0
Forcible Sodomy	1	1
Sexual Assault W/Object	0	0
Forcible Fondling	4	0
Incest	0	0
Statutory Rape	0	0
Kidnapping/Abduction	4	2
Total	159	90

TIBRS Group B Arrests		
Offense	Adult	Juvenile
Bad Checks	0	0
Curfew/Vagrancy	0	0
Disorderly Conduct	13	1
DUI	40	0
Drunkenness	47	0
Family-Non Violent	0	0
Liquor Law Violations	0	0
Peeping Tom	0	0
Trespass	2	0
All Other Offenses	67	1
Total Group B	169	2

TIBRS Group A Offenses	Offenses		Arrests	
	Reported	Cleared	Adult	Juvenile
Crimes Against Persons				
Murder	0	0	0	0
Negligent Manslaughter	0	0	0	0
Kidnapping/Abduction	6	4	2	0
Forcible Rape	3	0	0	0
Forcible Sodomy	1	1	0	1
Sexual Assault W/Object	0	0	0	0
Forcible Fondling	8	1	1	0
Incest	0	0	0	0
Statutory Rape	1	0	0	0
Aggravated Assault	70	44	31	4
Simple Assault	153	85	69	6
Intimidation	35	4	3	0
Stalking	0	0	0	0
Commercial Sex Acts	0	0	0	0
Involuntary Servitude	0	0	0	0
Crimes Against Property				
Arson	2	1	1	0
Bribery	0	0	0	0
Burglary	115	10	9	0
Counterfeiting/Forgery	6	0	0	0
Destruction/Damage/Vandalism	90	9	10	2
Embezzlement	1	0	0	0
Extortion/Blackmail	0	0	0	0
Fraud - False Pretenses	12	0	0	0
Fraud - Credit Card/ATM	5	0	0	0
Fraud - Impersonation	6	0	0	0
Fraud - Welfare	0	0	0	0
Fraud - Wire	0	0	0	0
Motor Vehicle Theft	25	1	0	0
Robbery	4	1	1	0
Stolen Property Offenses	0	0	0	0
Theft - Pocket-picking	0	0	0	0
Theft - Purse Snatching	0	0	0	0
Theft - Shoplifting	1	0	0	0
Theft From Building	66	3	2	1
Theft From Coin Machine	0	0	0	0
Theft From Motor Vehicle	45	11	15	0
Theft of Motor Vehicle Parts	11	0	0	0
Theft - All Other Larceny	70	2	0	1
Crimes Against Society				
Drug/Narcotic Violations	259	199	198	2
Drug/Narcotic Equipment Violations	55	44	8	0
Gambling - Betting/Wagering	0	0	0	0
Gambling - Operating/Promoting	0	0	0	0
Gambling - Equipment Violations	0	0	0	0
Gambling - Sports Tampering	0	0	0	0
Pornography/Obscene Material	0	0	0	0
Prostitution	0	0	0	0
Prostitution Assisting/Promoting	0	0	0	0
Purchasing Prostitution	0	0	0	0
Weapon Law Violations	6	5	3	0
Total Group A Offenses	1,056	425	353	17



2014 Population Estimate	N/A
Offense Overview	
Offense Total	389
Number Cleared	145
Percent Cleared	37.28 %
Group A Crimes per 100,000 population	N/A
Arrest Overview	
Total Arrests	446
Adult Arrests	437
Juvenile Arrests	9
Unknown Age	0
Arrests per 100,000 population	N/A
Average number offenses/incident	1.16

Domestic Violence Victims		
Offense	Reported	Cleared
Murder	0	0
Aggravated Assault	16	14
Simple Assault	21	16
Intimidation	13	6
Stalking	1	1
Forcible Rape	1	0
Forcible Sodomy	0	0
Sexual Assault W/Object	0	0
Forcible Fondling	1	1
Incest	0	0
Statutory Rape	0	0
Kidnapping/Abduction	0	0
Total	53	38

TIBRS Group B Arrests		
Offense	Adult	Juvenile
Bad Checks	61	0
Curfew/Vagrancy	0	0
Disorderly Conduct	3	0
DUI	8	3
Drunkenness	6	0
Family-Non Violent	24	1
Liquor Law Violations	2	0
Peeping Tom	0	0
Trespass	5	0
All Other Offenses	212	1
Total Group B	321	5

TIBRS Group A Offenses	Offenses		Arrests	
	Reported	Cleared	Adult	Juvenile
Crimes Against Persons				
Murder	0	0	0	0
Negligent Manslaughter	0	0	0	0
Kidnapping/Abduction	0	0	0	0
Forcible Rape	2	1	1	0
Forcible Sodomy	0	0	0	0
Sexual Assault W/Object	0	0	0	0
Forcible Fondling	2	1	1	0
Incest	0	0	0	0
Statutory Rape	0	0	0	0
Aggravated Assault	34	23	16	0
Simple Assault	55	23	21	1
Intimidation	41	16	11	1
Stalking	1	1	1	0
Commercial Sex Acts	0	0	0	0
Involuntary Servitude	0	0	0	0
Crimes Against Property				
Arson	1	0	0	0
Bribery	0	0	0	0
Burglary	49	7	7	0
Counterfeiting/Forgery	1	1	1	0
Destruction/Damage/Vandalism	76	16	9	0
Embezzlement	1	1	1	0
Extortion/Blackmail	0	0	0	0
Fraud - False Pretenses	1	1	0	0
Fraud - Credit Card/ATM	3	1	1	0
Fraud - Impersonation	3	0	0	0
Fraud - Welfare	0	0	0	0
Fraud - Wire	3	0	0	0
Motor Vehicle Theft	19	7	8	0
Robbery	2	1	1	0
Stolen Property Offenses	1	1	1	0
Theft - Pocket-picking	0	0	0	0
Theft - Purse Snatching	0	0	0	0
Theft - Shoplifting	2	2	2	0
Theft From Building	19	6	4	0
Theft From Coin Machine	0	0	0	0
Theft From Motor Vehicle	9	4	4	0
Theft of Motor Vehicle Parts	1	0	0	0
Theft - All Other Larceny	31	2	2	0
Crimes Against Society				
Drug/Narcotic Violations	20	19	18	2
Drug/Narcotic Equipment Violations	5	5	1	0
Gambling - Betting/Wagering	0	0	0	0
Gambling - Operating/Promoting	0	0	0	0
Gambling - Equipment Violations	0	0	0	0
Gambling - Sports Tampering	0	0	0	0
Pornography/Obscene Material	2	1	0	0
Prostitution	0	0	0	0
Prostitution Assisting/Promoting	0	0	0	0
Purchasing Prostitution	0	0	0	0
Weapon Law Violations	5	5	5	0
Total Group A Offenses	389	145	116	4



2014 Population Estimate	N/A
Offense Overview	
Offense Total	1,575
Number Cleared	708
Percent Cleared	44.95 %
Group A Crimes per 100,000 population	N/A
Arrest Overview	
Total Arrests	2,016
Adult Arrests	2,014
Juvenile Arrests	2
Unknown Age	0
Arrests per 100,000 population	N/A
Average number offenses/incident	1.18

Domestic Violence Victims		
Offense	Reported	Cleared
Murder	1	1
Aggravated Assault	41	41
Simple Assault	98	97
Intimidation	9	8
Stalking	0	0
Forcible Rape	0	0
Forcible Sodomy	0	0
Sexual Assault W/Object	0	0
Forcible Fondling	0	0
Incest	0	0
Statutory Rape	0	0
Kidnapping/Abduction	2	2
Total	151	149

TIBRS Group B Arrests		
Offense	Adult	Juvenile
Bad Checks	11	0
Curfew/Vagrancy	0	0
Disorderly Conduct	12	0
DUI	154	0
Drunkenness	49	0
Family-Non Violent	62	0
Liquor Law Violations	6	0
Peeping Tom	0	0
Trespass	11	0
All Other Offenses	1,121	0
Total Group B	1,426	0

TIBRS Group A Offenses	Offenses		Arrests	
	Reported	Cleared	Adult	Juvenile
Crimes Against Persons				
Murder	1	1	1	0
Negligent Manslaughter	0	0	0	0
Kidnapping/Abduction	2	2	0	0
Forcible Rape	1	1	1	0
Forcible Sodomy	0	0	0	0
Sexual Assault W/Object	0	0	0	0
Forcible Fondling	1	1	1	0
Incest	0	0	0	0
Statutory Rape	0	0	0	0
Aggravated Assault	76	76	48	0
Simple Assault	118	113	107	0
Intimidation	12	11	7	0
Stalking	0	0	0	0
Commercial Sex Acts	0	0	0	0
Involuntary Servitude	0	0	0	0
Crimes Against Property				
Arson	7	0	0	0
Bribery	0	0	0	0
Burglary	217	27	25	0
Counterfeiting/Forgery	19	3	4	0
Destruction/Damage/Vandalism	212	32	19	1
Embezzlement	57	7	7	0
Extortion/Blackmail	0	0	0	0
Fraud - False Pretenses	14	3	2	0
Fraud - Credit Card/ATM	9	1	1	0
Fraud - Impersonation	2	0	0	0
Fraud - Welfare	0	0	0	0
Fraud - Wire	6	0	0	0
Motor Vehicle Theft	76	19	18	1
Robbery	3	3	6	0
Stolen Property Offenses	5	4	5	0
Theft - Pocket-picking	0	0	0	0
Theft - Purse Snatching	0	0	0	0
Theft - Shoplifting	25	14	17	0
Theft From Building	132	22	17	0
Theft From Coin Machine	2	0	0	0
Theft From Motor Vehicle	83	23	38	0
Theft of Motor Vehicle Parts	4	1	0	0
Theft - All Other Larceny	148	11	12	0
Crimes Against Society				
Drug/Narcotic Violations	194	188	214	0
Drug/Narcotic Equipment Violations	133	129	29	0
Gambling - Betting/Wagering	0	0	0	0
Gambling - Operating/Promoting	0	0	0	0
Gambling - Equipment Violations	0	0	0	0
Gambling - Sports Tampering	0	0	0	0
Pornography/Obscene Material	0	0	0	0
Prostitution	0	0	0	0
Prostitution Assisting/Promoting	0	0	0	0
Purchasing Prostitution	0	0	0	0
Weapon Law Violations	16	16	9	0
Total Group A Offenses	1,575	708	588	2



2014 Population Estimate	N/A
Offense Overview	
Offense Total	347
Number Cleared	147
Percent Cleared	42.36 %
Group A Crimes per 100,000 population	N/A
Arrest Overview	
Total Arrests	202
Adult Arrests	189
Juvenile Arrests	13
Unknown Age	0
Arrests per 100,000 population	N/A
Average number offenses/incident	1.18

Domestic Violence Victims		
Offense	Reported	Cleared
Murder	0	0
Aggravated Assault	11	10
Simple Assault	18	11
Intimidation	6	4
Stalking	0	0
Forcible Rape	0	0
Forcible Sodomy	0	0
Sexual Assault W/Object	0	0
Forcible Fondling	0	0
Incest	0	0
Statutory Rape	1	1
Kidnapping/Abduction	0	0
Total	36	26

TIBRS Group B Arrests		
Offense	Adult	Juvenile
Bad Checks	5	0
Curfew/Vagrancy	0	0
Disorderly Conduct	13	0
DUI	12	0
Drunkenness	13	0
Family-Non Violent	3	0
Liquor Law Violations	1	0
Peeping Tom	0	0
Trespass	5	4
All Other Offenses	27	3
Total Group B	79	7

TIBRS Group A Offenses	Offenses		Arrests	
	Reported	Cleared	Adult	Juvenile
Crimes Against Persons				
Murder	0	0	0	0
Negligent Manslaughter	0	0	0	0
Kidnapping/Abduction	0	0	0	0
Forcible Rape	0	0	0	0
Forcible Sodomy	0	0	0	0
Sexual Assault W/Object	0	0	0	0
Forcible Fondling	1	1	1	0
Incest	0	0	0	0
Statutory Rape	1	1	1	0
Aggravated Assault	19	15	13	0
Simple Assault	36	26	19	2
Intimidation	27	8	8	0
Stalking	0	0	0	0
Commercial Sex Acts	0	0	0	0
Involuntary Servitude	0	0	0	0
Crimes Against Property				
Arson	0	0	0	0
Bribery	0	0	0	0
Burglary	55	4	7	0
Counterfeiting/Forgery	1	0	0	0
Destruction/Damage/Vandalism	34	6	1	0
Embezzlement	0	0	0	0
Extortion/Blackmail	0	0	0	0
Fraud - False Pretenses	1	0	0	0
Fraud - Credit Card/ATM	3	0	0	0
Fraud - Impersonation	0	0	0	0
Fraud - Welfare	0	0	0	0
Fraud - Wire	0	0	0	0
Motor Vehicle Theft	14	0	0	0
Robbery	1	0	0	0
Stolen Property Offenses	0	0	0	0
Theft - Pocket-picking	0	0	0	0
Theft - Purse Snatching	0	0	0	0
Theft - Shoplifting	0	0	0	0
Theft From Building	18	4	3	1
Theft From Coin Machine	0	0	0	0
Theft From Motor Vehicle	7	1	1	0
Theft of Motor Vehicle Parts	3	0	0	0
Theft - All Other Larceny	44	0	0	0
Crimes Against Society				
Drug/Narcotic Violations	42	42	41	2
Drug/Narcotic Equipment Violations	33	33	13	1
Gambling - Betting/Wagering	0	0	0	0
Gambling - Operating/Promoting	0	0	0	0
Gambling - Equipment Violations	0	0	0	0
Gambling - Sports Tampering	0	0	0	0
Pornography/Obscene Material	1	0	0	0
Prostitution	0	0	0	0
Prostitution Assisting/Promoting	0	0	0	0
Purchasing Prostitution	0	0	0	0
Weapon Law Violations	6	6	2	0
Total Group A Offenses	347	147	110	6



2014 Population Estimate	N/A
Offense Overview	
Offense Total	464
Number Cleared	279
Percent Cleared	60.13 %
Group A Crimes per 100,000 population	N/A
Arrest Overview	
Total Arrests	848
Adult Arrests	825
Juvenile Arrests	23
Unknown Age	0
Arrests per 100,000 population	N/A
Average number offenses/incident	1.17

Domestic Violence Victims		
Offense	Reported	Cleared
Murder	1	1
Aggravated Assault	13	13
Simple Assault	44	44
Intimidation	4	4
Stalking	0	0
Forcible Rape	0	0
Forcible Sodomy	0	0
Sexual Assault W/Object	0	0
Forcible Fondling	0	0
Incest	0	0
Statutory Rape	0	0
Kidnapping/Abduction	0	0
Total	62	62

TIBRS Group B Arrests		
Offense	Adult	Juvenile
Bad Checks	15	0
Curfew/Vagrancy	0	0
Disorderly Conduct	1	0
DUI	44	0
Drunkenness	10	0
Family-Non Violent	3	1
Liquor Law Violations	1	0
Peeping Tom	0	0
Trespass	4	0
All Other Offenses	531	11
Total Group B	609	12

TIBRS Group A Offenses	Offenses		Arrests	
	Reported	Cleared	Adult	Juvenile
Crimes Against Persons				
Murder	1	1	1	0
Negligent Manslaughter	0	0	0	0
Kidnapping/Abduction	0	0	0	0
Forcible Rape	0	0	0	0
Forcible Sodomy	0	0	0	0
Sexual Assault W/Object	0	0	0	0
Forcible Fondling	1	0	0	0
Incest	0	0	0	0
Statutory Rape	1	1	1	0
Aggravated Assault	24	23	17	0
Simple Assault	76	74	61	7
Intimidation	12	9	8	1
Stalking	0	0	0	0
Commercial Sex Acts	0	0	0	0
Involuntary Servitude	0	0	0	0
Crimes Against Property				
Arson	1	1	0	0
Bribery	0	0	0	0
Burglary	56	8	9	0
Counterfeiting/Forgery	24	18	8	0
Destruction/Damage/Vandalism	30	9	5	1
Embezzlement	0	0	0	0
Extortion/Blackmail	0	0	0	0
Fraud - False Pretenses	18	12	0	0
Fraud - Credit Card/ATM	3	2	2	0
Fraud - Impersonation	1	1	1	0
Fraud - Welfare	0	0	0	0
Fraud - Wire	1	0	0	0
Motor Vehicle Theft	14	0	0	0
Robbery	1	0	0	0
Stolen Property Offenses	2	2	2	0
Theft - Pocket-picking	0	0	0	0
Theft - Purse Snatching	0	0	0	0
Theft - Shoplifting	2	2	1	1
Theft From Building	32	9	9	0
Theft From Coin Machine	1	0	0	0
Theft From Motor Vehicle	13	1	0	0
Theft of Motor Vehicle Parts	5	0	0	0
Theft - All Other Larceny	51	12	15	0
Crimes Against Society				
Drug/Narcotic Violations	61	61	60	1
Drug/Narcotic Equipment Violations	24	24	9	0
Gambling - Betting/Wagering	0	0	0	0
Gambling - Operating/Promoting	0	0	0	0
Gambling - Equipment Violations	0	0	0	0
Gambling - Sports Tampering	0	0	0	0
Pornography/Obscene Material	0	0	0	0
Prostitution	0	0	0	0
Prostitution Assisting/Promoting	0	0	0	0
Purchasing Prostitution	0	0	0	0
Weapon Law Violations	9	9	7	0
Total Group A Offenses	464	279	216	11



2014 Population Estimate	N/A
Offense Overview	
Offense Total	1,442
Number Cleared	607
Percent Cleared	42.09 %
Group A Crimes per 100,000 population	N/A
Arrest Overview	
Total Arrests	1,898
Adult Arrests	1,854
Juvenile Arrests	44
Unknown Age	0
Arrests per 100,000 population	N/A
Average number offenses/incident	1.10

Domestic Violence Victims		
Offense	Reported	Cleared
Murder	0	0
Aggravated Assault	71	62
Simple Assault	138	113
Intimidation	52	24
Stalking	2	0
Forcible Rape	2	1
Forcible Sodomy	0	0
Sexual Assault W/Object	0	0
Forcible Fondling	13	1
Incest	2	0
Statutory Rape	1	0
Kidnapping/Abduction	2	2
Total	283	203

TIBRS Group B Arrests		
Offense	Adult	Juvenile
Bad Checks	33	0
Curfew/Vagrancy	0	0
Disorderly Conduct	4	4
DUI	94	2
Drunkenness	26	1
Family-Non Violent	18	0
Liquor Law Violations	2	0
Peeping Tom	0	0
Trespass	5	0
All Other Offenses	1,201	13
Total Group B	1,383	20

TIBRS Group A Offenses	Offenses		Arrests	
	Reported	Cleared	Adult	Juvenile
Crimes Against Persons				
Murder	0	0	0	0
Negligent Manslaughter	0	0	0	0
Kidnapping/Abduction	4	3	2	0
Forcible Rape	6	1	1	0
Forcible Sodomy	0	0	0	0
Sexual Assault W/Object	0	0	0	0
Forcible Fondling	25	1	1	0
Incest	2	0	0	0
Statutory Rape	6	0	0	0
Aggravated Assault	135	96	80	0
Simple Assault	216	159	95	12
Intimidation	83	31	15	1
Stalking	4	0	0	0
Commercial Sex Acts	0	0	0	0
Involuntary Servitude	0	0	0	0
Crimes Against Property				
Arson	5	1	0	0
Bribery	0	0	0	0
Burglary	250	39	41	1
Counterfeiting/Forgery	15	5	4	0
Destruction/Damage/Vandalism	133	27	19	0
Embezzlement	1	0	0	0
Extortion/Blackmail	1	0	0	0
Fraud - False Pretenses	47	0	0	0
Fraud - Credit Card/ATM	4	1	2	0
Fraud - Impersonation	18	3	1	0
Fraud - Welfare	0	0	0	0
Fraud - Wire	3	0	0	0
Motor Vehicle Theft	40	12	11	1
Robbery	5	2	3	0
Stolen Property Offenses	3	2	0	0
Theft - Pocket-picking	0	0	0	0
Theft - Purse Snatching	0	0	0	0
Theft - Shoplifting	6	3	3	0
Theft From Building	39	6	5	0
Theft From Coin Machine	2	2	2	0
Theft From Motor Vehicle	81	7	8	0
Theft of Motor Vehicle Parts	9	0	0	0
Theft - All Other Larceny	95	15	13	1
Crimes Against Society				
Drug/Narcotic Violations	125	118	129	6
Drug/Narcotic Equipment Violations	56	55	22	1
Gambling - Betting/Wagering	0	0	0	0
Gambling - Operating/Promoting	0	0	0	0
Gambling - Equipment Violations	0	0	0	0
Gambling - Sports Tampering	0	0	0	0
Pornography/Obscene Material	7	2	2	0
Prostitution	0	0	0	0
Prostitution Assisting/Promoting	0	0	0	0
Purchasing Prostitution	0	0	0	0
Weapon Law Violations	16	16	12	1
Total Group A Offenses	1,442	607	471	24



2014 Population Estimate	N/A
Offense Overview	
Offense Total	617
Number Cleared	203
Percent Cleared	32.90 %
Group A Crimes per 100,000 population	N/A
Arrest Overview	
Total Arrests	1,271
Adult Arrests	1,185
Juvenile Arrests	86
Unknown Age	0
Arrests per 100,000 population	N/A
Average number offenses/incident	1.08

Domestic Violence Victims		
Offense	Reported	Cleared
Murder	0	0
Aggravated Assault	15	11
Simple Assault	68	60
Intimidation	5	1
Stalking	0	0
Forcible Rape	1	0
Forcible Sodomy	0	0
Sexual Assault W/Object	0	0
Forcible Fondling	1	0
Incest	0	0
Statutory Rape	0	0
Kidnapping/Abduction	0	0
Total	90	72

TIBRS Group B Arrests		
Offense	Adult	Juvenile
Bad Checks	2	0
Curfew/Vagrancy	0	0
Disorderly Conduct	3	2
DUI	20	0
Drunkenness	15	0
Family-Non Violent	4	1
Liquor Law Violations	0	2
Peeping Tom	0	0
Trespass	6	0
All Other Offenses	967	61
Total Group B	1,017	66

TIBRS Group A Offenses	Offenses		Arrests	
	Reported	Cleared	Adult	Juvenile
Crimes Against Persons				
Murder	0	0	0	0
Negligent Manslaughter	0	0	0	0
Kidnapping/Abduction	0	0	0	0
Forcible Rape	4	0	0	0
Forcible Sodomy	0	0	0	0
Sexual Assault W/Object	0	0	0	0
Forcible Fondling	2	0	0	0
Incest	0	0	0	0
Statutory Rape	0	0	0	0
Aggravated Assault	23	15	10	1
Simple Assault	100	74	55	8
Intimidation	10	3	1	1
Stalking	1	1	1	0
Commercial Sex Acts	0	0	0	0
Involuntary Servitude	0	0	0	0
Crimes Against Property				
Arson	3	2	2	0
Bribery	0	0	0	0
Burglary	80	4	4	1
Counterfeiting/Forgery	2	1	0	0
Destruction/Damage/Vandalism	75	8	9	1
Embezzlement	0	0	0	0
Extortion/Blackmail	0	0	0	0
Fraud - False Pretenses	4	0	0	0
Fraud - Credit Card/ATM	2	0	0	0
Fraud - Impersonation	1	0	0	0
Fraud - Welfare	0	0	0	0
Fraud - Wire	0	0	0	0
Motor Vehicle Theft	29	1	0	2
Robbery	3	1	1	0
Stolen Property Offenses	1	0	0	0
Theft - Pocket-picking	0	0	0	0
Theft - Purse Snatching	0	0	0	0
Theft - Shoplifting	1	1	1	0
Theft From Building	11	3	1	1
Theft From Coin Machine	0	0	0	0
Theft From Motor Vehicle	50	0	0	0
Theft of Motor Vehicle Parts	3	0	0	0
Theft - All Other Larceny	125	7	6	0
Crimes Against Society				
Drug/Narcotic Violations	60	58	51	5
Drug/Narcotic Equipment Violations	21	20	23	0
Gambling - Betting/Wagering	0	0	0	0
Gambling - Operating/Promoting	0	0	0	0
Gambling - Equipment Violations	0	0	0	0
Gambling - Sports Tampering	0	0	0	0
Pornography/Obscene Material	2	1	1	0
Prostitution	0	0	0	0
Prostitution Assisting/Promoting	0	0	0	0
Purchasing Prostitution	0	0	0	0
Weapon Law Violations	4	3	2	0
Total Group A Offenses	617	203	168	20



2014 Population Estimate	N/A
Offense Overview	
Offense Total	768
Number Cleared	273
Percent Cleared	35.55 %
Group A Crimes per 100,000 population	N/A
Arrest Overview	
Total Arrests	965
Adult Arrests	948
Juvenile Arrests	17
Unknown Age	0
Arrests per 100,000 population	N/A
Average number offenses/incident	1.18

Domestic Violence Victims		
Offense	Reported	Cleared
Murder	1	1
Aggravated Assault	15	12
Simple Assault	71	55
Intimidation	8	1
Stalking	0	0
Forcible Rape	2	0
Forcible Sodomy	0	0
Sexual Assault W/Object	0	0
Forcible Fondling	0	0
Incest	0	0
Statutory Rape	1	0
Kidnapping/Abduction	1	1
Total	99	70

TIBRS Group B Arrests		
Offense	Adult	Juvenile
Bad Checks	16	0
Curfew/Vagrancy	0	0
Disorderly Conduct	9	0
DUI	21	0
Drunkenness	12	0
Family-Non Violent	21	0
Liquor Law Violations	3	0
Peeping Tom	0	0
Trespass	7	0
All Other Offenses	648	0
Total Group B	737	0

TIBRS Group A Offenses	Offenses		Arrests	
	Reported	Cleared	Adult	Juvenile
Crimes Against Persons				
Murder	1	1	1	0
Negligent Manslaughter	0	0	0	0
Kidnapping/Abduction	3	1	1	0
Forcible Rape	2	0	0	0
Forcible Sodomy	0	0	0	0
Sexual Assault W/Object	0	0	0	0
Forcible Fondling	2	0	0	0
Incest	0	0	0	0
Statutory Rape	1	0	0	0
Aggravated Assault	54	37	28	0
Simple Assault	121	84	74	6
Intimidation	23	3	3	0
Stalking	0	0	0	0
Commercial Sex Acts	1	0	0	0
Involuntary Servitude	0	0	0	0
Crimes Against Property				
Arson	0	0	0	0
Bribery	0	0	0	0
Burglary	96	9	7	0
Counterfeiting/Forgery	2	1	0	0
Destruction/Damage/Vandalism	103	13	10	6
Embezzlement	0	0	0	0
Extortion/Blackmail	0	0	0	0
Fraud - False Pretenses	3	1	0	0
Fraud - Credit Card/ATM	2	0	0	0
Fraud - Impersonation	23	4	3	0
Fraud - Welfare	0	0	0	0
Fraud - Wire	2	0	0	0
Motor Vehicle Theft	33	7	7	1
Robbery	4	1	0	0
Stolen Property Offenses	0	0	0	0
Theft - Pocket-picking	1	0	0	0
Theft - Purse Snatching	0	0	0	0
Theft - Shoplifting	0	0	0	0
Theft From Building	62	7	6	0
Theft From Coin Machine	0	0	0	0
Theft From Motor Vehicle	35	0	0	0
Theft of Motor Vehicle Parts	0	0	0	0
Theft - All Other Larceny	84	4	3	0
Crimes Against Society				
Drug/Narcotic Violations	62	59	54	4
Drug/Narcotic Equipment Violations	35	31	11	0
Gambling - Betting/Wagering	0	0	0	0
Gambling - Operating/Promoting	0	0	0	0
Gambling - Equipment Violations	0	0	0	0
Gambling - Sports Tampering	0	0	0	0
Pornography/Obscene Material	0	0	0	0
Prostitution	0	0	0	0
Prostitution Assisting/Promoting	1	0	0	0
Purchasing Prostitution	0	0	0	0
Weapon Law Violations	12	10	3	0
Total Group A Offenses	768	273	211	17



Fentress County Sheriff's Office - 2015

2014 Population Estimate	N/A
Offense Overview	
Offense Total	498
Number Cleared	243
Percent Cleared	48.80 %
Group A Crimes per 100,000 population	N/A
Arrest Overview	
Total Arrests	405
Adult Arrests	399
Juvenile Arrests	6
Unknown Age	0
Arrests per 100,000 population	N/A
Average number offenses/incident	1.14

Domestic Violence Victims		
Offense	Reported	Cleared
Murder	1	1
Aggravated Assault	9	9
Simple Assault	42	36
Intimidation	1	1
Stalking	1	0
Forcible Rape	1	1
Forcible Sodomy	0	0
Sexual Assault W/Object	0	0
Forcible Fondling	0	0
Incest	0	0
Statutory Rape	0	0
Kidnapping/Abduction	0	0
Total	55	48

TIBRS Group B Arrests		
Offense	Adult	Juvenile
Bad Checks	2	0
Curfew/Vagrancy	0	0
Disorderly Conduct	6	1
DUI	25	0
Drunkenness	9	0
Family-Non Violent	4	0
Liquor Law Violations	0	0
Peeping Tom	0	0
Trespass	10	0
All Other Offenses	139	1
Total Group B	195	2

TIBRS Group A Offenses	Offenses		Arrests	
	Reported	Cleared	Adult	Juvenile
Crimes Against Persons				
Murder	1	1	1	0
Negligent Manslaughter	0	0	0	0
Kidnapping/Abduction	0	0	0	0
Forcible Rape	2	1	0	0
Forcible Sodomy	0	0	0	0
Sexual Assault W/Object	1	1	0	0
Forcible Fondling	0	0	0	0
Incest	0	0	0	0
Statutory Rape	1	0	0	0
Aggravated Assault	23	20	24	0
Simple Assault	58	50	46	0
Intimidation	5	3	2	0
Stalking	2	0	0	0
Commercial Sex Acts	0	0	0	0
Involuntary Servitude	0	0	0	0
Crimes Against Property				
Arson	1	0	0	0
Bribery	0	0	0	0
Burglary	48	9	11	0
Counterfeiting/Forgery	9	2	2	0
Destruction/Damage/Vandalism	42	9	3	3
Embezzlement	3	0	0	0
Extortion/Blackmail	0	0	0	0
Fraud - False Pretenses	7	3	0	0
Fraud - Credit Card/ATM	7	2	1	0
Fraud - Impersonation	1	1	1	0
Fraud - Welfare	0	0	0	0
Fraud - Wire	0	0	0	0
Motor Vehicle Theft	23	8	9	0
Robbery	1	0	0	0
Stolen Property Offenses	0	0	0	0
Theft - Pocket-picking	0	0	0	0
Theft - Purse Snatching	0	0	0	0
Theft - Shoplifting	6	6	5	0
Theft From Building	44	8	5	0
Theft From Coin Machine	0	0	0	0
Theft From Motor Vehicle	19	4	1	0
Theft of Motor Vehicle Parts	4	2	0	0
Theft - All Other Larceny	102	31	21	0
Crimes Against Society				
Drug/Narcotic Violations	52	47	53	1
Drug/Narcotic Equipment Violations	32	31	18	0
Gambling - Betting/Wagering	0	0	0	0
Gambling - Operating/Promoting	0	0	0	0
Gambling - Equipment Violations	0	0	0	0
Gambling - Sports Tampering	0	0	0	0
Pornography/Obscene Material	1	1	0	0
Prostitution	0	0	0	0
Prostitution Assisting/Promoting	0	0	0	0
Purchasing Prostitution	0	0	0	0
Weapon Law Violations	3	3	1	0
Total Group A Offenses	498	243	204	4



Franklin County Sheriff's Office - 2015

2014 Population Estimate	N/A
Offense Overview	
Offense Total	341
Number Cleared	53
Percent Cleared	15.54 %
Group A Crimes per 100,000 population	N/A
Arrest Overview	
Total Arrests	421
Adult Arrests	420
Juvenile Arrests	1
Unknown Age	0
Arrests per 100,000 population	N/A
Average number offenses/incident	1.08

Domestic Violence Victims		
Offense	Reported	Cleared
Murder	0	0
Aggravated Assault	8	5
Simple Assault	23	12
Intimidation	16	0
Stalking	3	1
Forcible Rape	0	0
Forcible Sodomy	1	0
Sexual Assault W/Object	1	0
Forcible Fondling	0	0
Incest	0	0
Statutory Rape	0	0
Kidnapping/Abduction	0	0
Total	52	18

TIBRS Group B Arrests		
Offense	Adult	Juvenile
Bad Checks	0	0
Curfew/Vagrancy	0	0
Disorderly Conduct	8	0
DUI	14	0
Drunkenness	6	0
Family-Non Violent	0	0
Liquor Law Violations	0	0
Peeping Tom	0	0
Trespass	3	0
All Other Offenses	346	1
Total Group B	377	1

TIBRS Group A Offenses	Offenses		Arrests	
	Reported	Cleared	Adult	Juvenile
Crimes Against Persons				
Murder	0	0	0	0
Negligent Manslaughter	0	0	0	0
Kidnapping/Abduction	0	0	0	0
Forcible Rape	3	0	0	0
Forcible Sodomy	1	0	0	0
Sexual Assault W/Object	1	0	0	0
Forcible Fondling	2	0	0	0
Incest	0	0	0	0
Statutory Rape	0	0	0	0
Aggravated Assault	21	11	8	0
Simple Assault	48	15	12	0
Intimidation	50	0	0	0
Stalking	9	1	1	0
Commercial Sex Acts	0	0	0	0
Involuntary Servitude	0	0	0	0
Crimes Against Property				
Arson	1	0	0	0
Bribery	0	0	0	0
Burglary	37	3	4	0
Counterfeiting/Forgery	11	0	0	0
Destruction/Damage/Vandalism	30	2	1	0
Embezzlement	6	0	0	0
Extortion/Blackmail	0	0	0	0
Fraud - False Pretenses	1	0	0	0
Fraud - Credit Card/ATM	5	1	0	0
Fraud - Impersonation	5	0	0	0
Fraud - Welfare	0	0	0	0
Fraud - Wire	1	0	0	0
Motor Vehicle Theft	6	1	1	0
Robbery	1	0	0	0
Stolen Property Offenses	0	0	0	0
Theft - Pocket-picking	0	0	0	0
Theft - Purse Snatching	0	0	0	0
Theft - Shoplifting	1	0	0	0
Theft From Building	34	0	0	0
Theft From Coin Machine	0	0	0	0
Theft From Motor Vehicle	13	0	0	0
Theft of Motor Vehicle Parts	0	0	0	0
Theft - All Other Larceny	13	0	0	0
Crimes Against Society				
Drug/Narcotic Violations	29	12	13	0
Drug/Narcotic Equipment Violations	11	7	3	0
Gambling - Betting/Wagering	0	0	0	0
Gambling - Operating/Promoting	0	0	0	0
Gambling - Equipment Violations	0	0	0	0
Gambling - Sports Tampering	0	0	0	0
Pornography/Obscene Material	0	0	0	0
Prostitution	0	0	0	0
Prostitution Assisting/Promoting	0	0	0	0
Purchasing Prostitution	0	0	0	0
Weapon Law Violations	1	0	0	0
Total Group A Offenses	341	53	43	0



2014 Population Estimate	N/A
Offense Overview	
Offense Total	788
Number Cleared	378
Percent Cleared	47.97 %
Group A Crimes per 100,000 population	N/A
Arrest Overview	
Total Arrests	656
Adult Arrests	621
Juvenile Arrests	35
Unknown Age	0
Arrests per 100,000 population	N/A
Average number offenses/incident	1.15

Domestic Violence Victims		
Offense	Reported	Cleared
Murder	1	1
Aggravated Assault	32	27
Simple Assault	83	70
Intimidation	21	12
Stalking	1	0
Forcible Rape	0	0
Forcible Sodomy	0	0
Sexual Assault W/Object	0	0
Forcible Fondling	3	3
Incest	0	0
Statutory Rape	0	0
Kidnapping/Abduction	8	6
Total	149	119

TIBRS Group B Arrests		
Offense	Adult	Juvenile
Bad Checks	22	0
Curfew/Vagrancy	0	0
Disorderly Conduct	7	8
DUI	15	0
Drunkenness	16	1
Family-Non Violent	26	0
Liquor Law Violations	0	0
Peeping Tom	0	0
Trespass	11	0
All Other Offenses	323	3
Total Group B	420	12

TIBRS Group A Offenses	Offenses		Arrests	
	Reported	Cleared	Adult	Juvenile
Crimes Against Persons				
Murder	2	2	1	0
Negligent Manslaughter	0	0	0	0
Kidnapping/Abduction	8	6	1	0
Forcible Rape	0	0	0	0
Forcible Sodomy	0	0	0	0
Sexual Assault W/Object	1	1	0	0
Forcible Fondling	5	4	1	2
Incest	0	0	0	0
Statutory Rape	0	0	0	0
Aggravated Assault	60	49	37	2
Simple Assault	109	91	44	6
Intimidation	79	39	7	1
Stalking	3	2	0	0
Commercial Sex Acts	0	0	0	0
Involuntary Servitude	0	0	0	0
Crimes Against Property				
Arson	1	1	1	0
Bribery	0	0	0	0
Burglary	87	19	21	0
Counterfeiting/Forgery	12	7	5	0
Destruction/Damage/Vandalism	99	33	12	6
Embezzlement	0	0	0	0
Extortion/Blackmail	0	0	0	0
Fraud - False Pretenses	36	7	2	0
Fraud - Credit Card/ATM	16	7	0	0
Fraud - Impersonation	11	3	1	0
Fraud - Welfare	0	0	0	0
Fraud - Wire	5	0	0	0
Motor Vehicle Theft	28	8	4	1
Robbery	1	0	0	0
Stolen Property Offenses	1	0	0	0
Theft - Pocket-picking	0	0	0	0
Theft - Purse Snatching	0	0	0	0
Theft - Shoplifting	0	0	0	0
Theft From Building	39	13	7	2
Theft From Coin Machine	0	0	0	0
Theft From Motor Vehicle	30	6	4	0
Theft of Motor Vehicle Parts	6	0	0	0
Theft - All Other Larceny	72	13	10	0
Crimes Against Society				
Drug/Narcotic Violations	29	28	28	1
Drug/Narcotic Equipment Violations	23	20	7	0
Gambling - Betting/Wagering	0	0	0	0
Gambling - Operating/Promoting	0	0	0	0
Gambling - Equipment Violations	0	0	0	0
Gambling - Sports Tampering	0	0	0	0
Pornography/Obscene Material	0	0	0	0
Prostitution	0	0	0	0
Prostitution Assisting/Promoting	0	0	0	0
Purchasing Prostitution	0	0	0	0
Weapon Law Violations	25	19	8	2
Total Group A Offenses	788	378	201	23



2014 Population Estimate	N/A
Offense Overview	
Offense Total	550
Number Cleared	177
Percent Cleared	32.18 %
Group A Crimes per 100,000 population	N/A
Arrest Overview	
Total Arrests	857
Adult Arrests	837
Juvenile Arrests	20
Unknown Age	0
Arrests per 100,000 population	N/A
Average number offenses/incident	1.09

Domestic Violence Victims		
Offense	Reported	Cleared
Murder	1	1
Aggravated Assault	8	5
Simple Assault	61	43
Intimidation	1	0
Stalking	1	1
Forcible Rape	4	2
Forcible Sodomy	0	0
Sexual Assault W/Object	0	0
Forcible Fondling	6	4
Incest	0	0
Statutory Rape	0	0
Kidnapping/Abduction	0	0
Total	82	56

TIBRS Group B Arrests		
Offense	Adult	Juvenile
Bad Checks	0	0
Curfew/Vagrancy	0	0
Disorderly Conduct	1	2
DUI	13	0
Drunkenness	7	0
Family-Non Violent	2	0
Liquor Law Violations	0	0
Peeping Tom	0	0
Trespass	4	0
All Other Offenses	668	7
Total Group B	695	9

TIBRS Group A Offenses	Offenses		Arrests	
	Reported	Cleared	Adult	Juvenile
Crimes Against Persons				
Murder	1	1	1	0
Negligent Manslaughter	0	0	0	0
Kidnapping/Abduction	1	1	1	0
Forcible Rape	8	4	2	0
Forcible Sodomy	2	1	1	0
Sexual Assault W/Object	0	0	0	0
Forcible Fondling	8	5	1	0
Incest	0	0	0	0
Statutory Rape	0	0	0	0
Aggravated Assault	23	15	16	0
Simple Assault	106	69	50	5
Intimidation	3	0	0	0
Stalking	1	1	1	0
Commercial Sex Acts	0	0	0	0
Involuntary Servitude	0	0	0	0
Crimes Against Property				
Arson	2	0	0	0
Bribery	0	0	0	0
Burglary	98	15	22	0
Counterfeiting/Forgery	7	3	1	0
Destruction/Damage/Vandalism	90	12	5	3
Embezzlement	0	0	0	0
Extortion/Blackmail	0	0	0	0
Fraud - False Pretenses	0	0	0	0
Fraud - Credit Card/ATM	4	1	0	0
Fraud - Impersonation	1	0	0	0
Fraud - Welfare	0	0	0	0
Fraud - Wire	1	0	0	0
Motor Vehicle Theft	10	1	1	0
Robbery	2	1	1	0
Stolen Property Offenses	0	0	0	0
Theft - Pocket-picking	0	0	0	0
Theft - Purse Snatching	0	0	0	0
Theft - Shoplifting	1	0	0	0
Theft From Building	72	7	4	1
Theft From Coin Machine	0	0	0	0
Theft From Motor Vehicle	14	1	0	0
Theft of Motor Vehicle Parts	2	0	0	0
Theft - All Other Larceny	48	5	6	0
Crimes Against Society				
Drug/Narcotic Violations	26	18	19	1
Drug/Narcotic Equipment Violations	12	10	7	0
Gambling - Betting/Wagering	0	0	0	0
Gambling - Operating/Promoting	0	0	0	0
Gambling - Equipment Violations	0	0	0	0
Gambling - Sports Tampering	0	0	0	0
Pornography/Obscene Material	1	0	0	0
Prostitution	0	0	0	0
Prostitution Assisting/Promoting	0	0	0	0
Purchasing Prostitution	0	0	0	0
Weapon Law Violations	6	6	3	1
Total Group A Offenses	550	177	142	11



2014 Population Estimate	N/A
Offense Overview	
Offense Total	712
Number Cleared	404
Percent Cleared	56.74 %
Group A Crimes per 100,000 population	N/A
Arrest Overview	
Total Arrests	968
Adult Arrests	945
Juvenile Arrests	23
Unknown Age	0
Arrests per 100,000 population	N/A
Average number offenses/incident	1.18

Domestic Violence Victims		
Offense	Reported	Cleared
Murder	0	0
Aggravated Assault	9	9
Simple Assault	77	63
Intimidation	24	8
Stalking	0	0
Forcible Rape	2	0
Forcible Sodomy	0	0
Sexual Assault W/Object	0	0
Forcible Fondling	0	0
Incest	0	0
Statutory Rape	0	0
Kidnapping/Abduction	0	0
Total	112	80

TIBRS Group B Arrests		
Offense	Adult	Juvenile
Bad Checks	13	0
Curfew/Vagrancy	0	0
Disorderly Conduct	7	0
DUI	24	0
Drunkenness	28	0
Family-Non Violent	3	0
Liquor Law Violations	8	0
Peeping Tom	0	0
Trespass	5	0
All Other Offenses	537	12
Total Group B	625	12

TIBRS Group A Offenses	Offenses		Arrests	
	Reported	Cleared	Adult	Juvenile
Crimes Against Persons				
Murder	0	0	0	0
Negligent Manslaughter	0	0	0	0
Kidnapping/Abduction	1	1	1	0
Forcible Rape	3	1	1	0
Forcible Sodomy	0	0	0	0
Sexual Assault W/Object	0	0	1	0
Forcible Fondling	6	2	1	0
Incest	0	0	0	0
Statutory Rape	0	0	0	0
Aggravated Assault	28	28	14	0
Simple Assault	125	102	81	6
Intimidation	27	8	6	0
Stalking	1	1	1	0
Commercial Sex Acts	0	0	0	0
Involuntary Servitude	1	0	0	0
Crimes Against Property				
Arson	1	0	0	0
Bribery	0	0	0	0
Burglary	110	29	30	0
Counterfeiting/Forgery	10	4	3	0
Destruction/Damage/Vandalism	93	29	14	3
Embezzlement	0	0	0	0
Extortion/Blackmail	0	0	0	0
Fraud - False Pretenses	0	0	0	0
Fraud - Credit Card/ATM	6	3	3	0
Fraud - Impersonation	6	3	3	0
Fraud - Welfare	0	0	0	0
Fraud - Wire	0	0	0	0
Motor Vehicle Theft	21	11	6	0
Robbery	3	2	4	0
Stolen Property Offenses	1	1	1	0
Theft - Pocket-picking	1	1	1	0
Theft - Purse Snatching	0	0	0	0
Theft - Shoplifting	8	6	7	0
Theft From Building	19	9	5	1
Theft From Coin Machine	1	0	0	0
Theft From Motor Vehicle	17	2	2	0
Theft of Motor Vehicle Parts	7	1	2	0
Theft - All Other Larceny	91	36	33	0
Crimes Against Society				
Drug/Narcotic Violations	63	63	66	1
Drug/Narcotic Equipment Violations	53	53	30	0
Gambling - Betting/Wagering	0	0	0	0
Gambling - Operating/Promoting	0	0	0	0
Gambling - Equipment Violations	0	0	0	0
Gambling - Sports Tampering	0	0	0	0
Pornography/Obscene Material	1	1	1	0
Prostitution	0	0	0	0
Prostitution Assisting/Promoting	0	0	0	0
Purchasing Prostitution	0	0	0	0
Weapon Law Violations	8	7	3	0
Total Group A Offenses	712	404	320	11



2014 Population Estimate	N/A
Offense Overview	
Offense Total	2,591
Number Cleared	1,021
Percent Cleared	39.41 %
Group A Crimes per 100,000 population	N/A
Arrest Overview	
Total Arrests	1,907
Adult Arrests	1,878
Juvenile Arrests	29
Unknown Age	0
Arrests per 100,000 population	N/A
Average number offenses/incident	1.18

Domestic Violence Victims		
Offense	Reported	Cleared
Murder	0	0
Aggravated Assault	74	56
Simple Assault	218	146
Intimidation	55	24
Stalking	0	0
Forcible Rape	1	1
Forcible Sodomy	0	0
Sexual Assault W/Object	0	0
Forcible Fondling	6	3
Incest	0	0
Statutory Rape	1	0
Kidnapping/Abduction	8	5
Total	363	235

TIBRS Group B Arrests		
Offense	Adult	Juvenile
Bad Checks	11	0
Curfew/Vagrancy	0	0
Disorderly Conduct	25	0
DUI	97	0
Drunkenness	77	0
Family-Non Violent	77	0
Liquor Law Violations	14	7
Peeping Tom	0	0
Trespass	15	0
All Other Offenses	855	0
Total Group B	1,171	7

TIBRS Group A Offenses	Offenses		Arrests	
	Reported	Cleared	Adult	Juvenile
Crimes Against Persons				
Murder	1	1	1	0
Negligent Manslaughter	0	0	0	0
Kidnapping/Abduction	13	5	1	0
Forcible Rape	10	3	1	0
Forcible Sodomy	0	0	0	0
Sexual Assault W/Object	0	0	0	0
Forcible Fondling	12	5	3	0
Incest	0	0	0	0
Statutory Rape	4	1	1	0
Aggravated Assault	145	89	65	2
Simple Assault	318	186	153	6
Intimidation	120	50	34	0
Stalking	3	1	1	0
Commercial Sex Acts	0	0	0	0
Involuntary Servitude	0	0	0	0
Crimes Against Property				
Arson	12	0	0	0
Bribery	0	0	0	0
Burglary	369	63	43	1
Counterfeiting/Forgery	10	4	3	0
Destruction/Damage/Vandalism	324	44	13	1
Embezzlement	13	6	5	0
Extortion/Blackmail	1	0	0	0
Fraud - False Pretenses	92	20	11	0
Fraud - Credit Card/ATM	37	1	0	0
Fraud - Impersonation	14	3	2	0
Fraud - Welfare	0	0	0	0
Fraud - Wire	1	0	0	0
Motor Vehicle Theft	120	43	21	4
Robbery	5	1	1	0
Stolen Property Offenses	0	0	0	0
Theft - Pocket-picking	0	0	0	0
Theft - Purse Snatching	0	0	0	0
Theft - Shoplifting	27	14	16	0
Theft From Building	183	37	21	1
Theft From Coin Machine	2	0	0	0
Theft From Motor Vehicle	87	6	3	0
Theft of Motor Vehicle Parts	59	5	2	0
Theft - All Other Larceny	182	14	6	0
Crimes Against Society				
Drug/Narcotic Violations	164	160	194	7
Drug/Narcotic Equipment Violations	240	236	96	0
Gambling - Betting/Wagering	0	0	0	0
Gambling - Operating/Promoting	0	0	0	0
Gambling - Equipment Violations	0	0	0	0
Gambling - Sports Tampering	0	0	0	0
Pornography/Obscene Material	0	0	0	0
Prostitution	0	0	0	0
Prostitution Assisting/Promoting	0	0	0	0
Purchasing Prostitution	0	0	0	0
Weapon Law Violations	23	23	10	0
Total Group A Offenses	2,591	1,021	707	22



2014 Population Estimate	N/A
Offense Overview	
Offense Total	648
Number Cleared	331
Percent Cleared	51.08 %
Group A Crimes per 100,000 population	N/A
Arrest Overview	
Total Arrests	661
Adult Arrests	629
Juvenile Arrests	32
Unknown Age	0
Arrests per 100,000 population	N/A
Average number offenses/incident	1.20

Domestic Violence Victims		
Offense	Reported	Cleared
Murder	0	0
Aggravated Assault	21	14
Simple Assault	75	49
Intimidation	3	2
Stalking	0	0
Forcible Rape	0	0
Forcible Sodomy	0	0
Sexual Assault W/Object	0	0
Forcible Fondling	0	0
Incest	0	0
Statutory Rape	0	0
Kidnapping/Abduction	0	0
Total	99	65

TIBRS Group B Arrests		
Offense	Adult	Juvenile
Bad Checks	1	0
Curfew/Vagrancy	0	0
Disorderly Conduct	6	2
DUI	88	0
Drunkenness	14	0
Family-Non Violent	0	0
Liquor Law Violations	0	1
Peeping Tom	0	0
Trespass	1	0
All Other Offenses	282	8
Total Group B	392	11

TIBRS Group A Offenses	Offenses		Arrests	
	Reported	Cleared	Adult	Juvenile
Crimes Against Persons				
Murder	0	0	0	0
Negligent Manslaughter	0	0	0	0
Kidnapping/Abduction	0	0	0	0
Forcible Rape	2	1	1	0
Forcible Sodomy	0	0	0	0
Sexual Assault W/Object	0	0	0	0
Forcible Fondling	3	1	1	0
Incest	0	0	0	0
Statutory Rape	2	1	1	0
Aggravated Assault	52	35	26	1
Simple Assault	118	75	46	15
Intimidation	17	4	2	0
Stalking	0	0	0	0
Commercial Sex Acts	0	0	0	0
Involuntary Servitude	0	0	0	0
Crimes Against Property				
Arson	5	1	1	0
Bribery	0	0	0	0
Burglary	99	12	7	0
Counterfeiting/Forgery	17	1	0	0
Destruction/Damage/Vandalism	31	6	4	0
Embezzlement	2	1	1	0
Extortion/Blackmail	0	0	0	0
Fraud - False Pretenses	3	1	1	0
Fraud - Credit Card/ATM	1	0	0	0
Fraud - Impersonation	2	0	0	0
Fraud - Welfare	0	0	0	0
Fraud - Wire	0	0	0	0
Motor Vehicle Theft	34	4	4	0
Robbery	1	0	0	0
Stolen Property Offenses	1	1	1	0
Theft - Pocket-picking	0	0	0	0
Theft - Purse Snatching	1	1	1	0
Theft - Shoplifting	2	2	2	0
Theft From Building	24	3	2	3
Theft From Coin Machine	0	0	0	0
Theft From Motor Vehicle	19	0	0	0
Theft of Motor Vehicle Parts	1	0	0	0
Theft - All Other Larceny	25	3	4	0
Crimes Against Society				
Drug/Narcotic Violations	95	90	91	0
Drug/Narcotic Equipment Violations	72	69	32	1
Gambling - Betting/Wagering	0	0	0	0
Gambling - Operating/Promoting	0	0	0	0
Gambling - Equipment Violations	0	0	0	0
Gambling - Sports Tampering	0	0	0	0
Pornography/Obscene Material	0	0	0	0
Prostitution	0	0	0	0
Prostitution Assisting/Promoting	0	0	0	0
Purchasing Prostitution	0	0	0	0
Weapon Law Violations	19	19	9	1
Total Group A Offenses	648	331	237	21



2014 Population Estimate	N/A
Offense Overview	
Offense Total	1,143
Number Cleared	664
Percent Cleared	58.09 %
Group A Crimes per 100,000 population	N/A
Arrest Overview	
Total Arrests	1,908
Adult Arrests	1,861
Juvenile Arrests	47
Unknown Age	0
Arrests per 100,000 population	N/A
Average number offenses/incident	1.19

Domestic Violence Victims		
Offense	Reported	Cleared
Murder	1	1
Aggravated Assault	45	43
Simple Assault	133	116
Intimidation	10	7
Stalking	3	1
Forcible Rape	3	2
Forcible Sodomy	0	0
Sexual Assault W/Object	0	0
Forcible Fondling	2	2
Incest	0	0
Statutory Rape	1	1
Kidnapping/Abduction	6	5
Total	204	178

TIBRS Group B Arrests		
Offense	Adult	Juvenile
Bad Checks	10	0
Curfew/Vagrancy	0	0
Disorderly Conduct	2	1
DUI	40	0
Drunkenness	29	0
Family-Non Violent	118	0
Liquor Law Violations	0	0
Peeping Tom	0	0
Trespass	6	0
All Other Offenses	1,242	3
Total Group B	1,447	4

TIBRS Group A Offenses	Offenses		Arrests	
	Reported	Cleared	Adult	Juvenile
Crimes Against Persons				
Murder	1	1	1	0
Negligent Manslaughter	0	0	0	0
Kidnapping/Abduction	15	12	10	0
Forcible Rape	4	3	2	0
Forcible Sodomy	2	2	2	0
Sexual Assault W/Object	1	0	0	0
Forcible Fondling	3	3	1	0
Incest	0	0	0	0
Statutory Rape	3	3	2	0
Aggravated Assault	83	75	53	2
Simple Assault	181	157	111	14
Intimidation	42	20	8	4
Stalking	6	2	2	0
Commercial Sex Acts	0	0	0	0
Involuntary Servitude	0	0	0	0
Crimes Against Property				
Arson	1	1	0	1
Bribery	0	0	0	0
Burglary	136	42	22	11
Counterfeiting/Forgery	9	5	1	0
Destruction/Damage/Vandalism	103	43	15	0
Embezzlement	3	3	3	0
Extortion/Blackmail	0	0	0	0
Fraud - False Pretenses	25	11	7	0
Fraud - Credit Card/ATM	10	3	1	0
Fraud - Impersonation	19	3	2	0
Fraud - Welfare	0	0	0	0
Fraud - Wire	0	0	0	0
Motor Vehicle Theft	51	25	13	1
Robbery	6	3	2	0
Stolen Property Offenses	3	3	3	0
Theft - Pocket-picking	0	0	0	0
Theft - Purse Snatching	0	0	0	0
Theft - Shoplifting	1	1	0	1
Theft From Building	98	39	24	4
Theft From Coin Machine	5	1	0	0
Theft From Motor Vehicle	50	13	10	2
Theft of Motor Vehicle Parts	26	4	0	3
Theft - All Other Larceny	88	23	22	0
Crimes Against Society				
Drug/Narcotic Violations	89	89	79	0
Drug/Narcotic Equipment Violations	39	39	17	0
Gambling - Betting/Wagering	0	0	0	0
Gambling - Operating/Promoting	0	0	0	0
Gambling - Equipment Violations	0	0	0	0
Gambling - Sports Tampering	0	0	0	0
Pornography/Obscene Material	0	0	0	0
Prostitution	0	0	0	0
Prostitution Assisting/Promoting	0	0	0	0
Purchasing Prostitution	0	0	0	0
Weapon Law Violations	40	35	1	0
Total Group A Offenses	1,143	664	414	43



2014 Population Estimate	N/A
Offense Overview	
Offense Total	4,618
Number Cleared	2,231
Percent Cleared	48.31 %
Group A Crimes per 100,000 population	N/A
Arrest Overview	
Total Arrests	6,391
Adult Arrests	6,114
Juvenile Arrests	277
Unknown Age	0
Arrests per 100,000 population	N/A
Average number offenses/incident	1.21

Domestic Violence Victims		
Offense	Reported	Cleared
Murder	0	0
Aggravated Assault	82	70
Simple Assault	383	238
Intimidation	17	14
Stalking	5	3
Forcible Rape	9	3
Forcible Sodomy	3	1
Sexual Assault W/Object	2	0
Forcible Fondling	14	4
Incest	0	0
Statutory Rape	1	1
Kidnapping/Abduction	18	16
Total	534	350

TIBRS Group B Arrests		
Offense	Adult	Juvenile
Bad Checks	33	0
Curfew/Vagrancy	0	0
Disorderly Conduct	66	83
DUI	155	0
Drunkenness	51	2
Family-Non Violent	409	0
Liquor Law Violations	68	11
Peeping Tom	0	0
Trespass	21	1
All Other Offenses	3,914	18
Total Group B	4,717	115

TIBRS Group A Offenses	Offenses		Arrests	
	Reported	Cleared	Adult	Juvenile
Crimes Against Persons				
Murder	1	1	0	0
Negligent Manslaughter	0	0	0	0
Kidnapping/Abduction	24	21	23	0
Forcible Rape	27	8	5	2
Forcible Sodomy	5	1	0	0
Sexual Assault W/Object	8	2	0	0
Forcible Fondling	54	18	9	2
Incest	0	0	0	0
Statutory Rape	2	2	1	0
Aggravated Assault	209	157	104	12
Simple Assault	661	438	243	58
Intimidation	71	37	7	0
Stalking	5	3	2	0
Commercial Sex Acts	0	0	0	0
Involuntary Servitude	0	0	0	0
Crimes Against Property				
Arson	11	4	4	0
Bribery	0	0	0	0
Burglary	470	73	53	3
Counterfeiting/Forgery	21	11	18	0
Destruction/Damage/Vandalism	384	84	32	3
Embezzlement	1	0	0	0
Extortion/Blackmail	3	1	0	0
Fraud - False Pretenses	25	2	4	0
Fraud - Credit Card/ATM	24	8	0	0
Fraud - Impersonation	30	13	13	0
Fraud - Welfare	0	0	0	0
Fraud - Wire	5	1	0	0
Motor Vehicle Theft	157	32	32	1
Robbery	14	6	6	0
Stolen Property Offenses	35	33	18	0
Theft - Pocket-picking	1	0	0	0
Theft - Purse Snatching	0	0	0	0
Theft - Shoplifting	36	17	10	0
Theft From Building	307	81	41	10
Theft From Coin Machine	0	0	0	0
Theft From Motor Vehicle	215	14	11	0
Theft of Motor Vehicle Parts	93	3	4	0
Theft - All Other Larceny	353	49	50	3
Crimes Against Society				
Drug/Narcotic Violations	794	606	524	49
Drug/Narcotic Equipment Violations	487	441	171	12
Gambling - Betting/Wagering	0	0	0	0
Gambling - Operating/Promoting	0	0	0	0
Gambling - Equipment Violations	1	1	0	0
Gambling - Sports Tampering	0	0	0	0
Pornography/Obscene Material	12	2	1	0
Prostitution	0	0	0	0
Prostitution Assisting/Promoting	0	0	0	0
Purchasing Prostitution	1	0	0	0
Weapon Law Violations	71	61	11	7
Total Group A Offenses	4,618	2,231	1,397	162



2014 Population Estimate	N/A
Offense Overview	
Offense Total	160
Number Cleared	36
Percent Cleared	22.50 %
Group A Crimes per 100,000 population	N/A
Arrest Overview	
Total Arrests	78
Adult Arrests	78
Juvenile Arrests	0
Unknown Age	0
Arrests per 100,000 population	N/A
Average number offenses/incident	1.08

Domestic Violence Victims		
Offense	Reported	Cleared
Murder	1	1
Aggravated Assault	0	0
Simple Assault	4	4
Intimidation	0	0
Stalking	0	0
Forcible Rape	0	0
Forcible Sodomy	0	0
Sexual Assault W/Object	0	0
Forcible Fondling	0	0
Incest	0	0
Statutory Rape	0	0
Kidnapping/Abduction	0	0
Total	5	5

TIBRS Group B Arrests		
Offense	Adult	Juvenile
Bad Checks	0	0
Curfew/Vagrancy	0	0
Disorderly Conduct	0	0
DUI	8	0
Drunkenness	4	0
Family-Non Violent	1	0
Liquor Law Violations	0	0
Peeping Tom	0	0
Trespass	3	0
All Other Offenses	30	0
Total Group B	46	0

TIBRS Group A Offenses	Offenses		Arrests	
	Reported	Cleared	Adult	Juvenile
Crimes Against Persons				
Murder	1	1	1	0
Negligent Manslaughter	0	0	0	0
Kidnapping/Abduction	0	0	0	0
Forcible Rape	0	0	0	0
Forcible Sodomy	0	0	0	0
Sexual Assault W/Object	0	0	0	0
Forcible Fondling	1	0	0	0
Incest	0	0	0	0
Statutory Rape	0	0	0	0
Aggravated Assault	3	1	1	0
Simple Assault	10	6	5	0
Intimidation	1	1	1	0
Stalking	0	0	0	0
Commercial Sex Acts	0	0	0	0
Involuntary Servitude	0	0	0	0
Crimes Against Property				
Arson	0	0	0	0
Bribery	0	0	0	0
Burglary	24	2	1	0
Counterfeiting/Forgery	1	0	0	0
Destruction/Damage/Vandalism	21	5	5	0
Embezzlement	0	0	0	0
Extortion/Blackmail	0	0	0	0
Fraud - False Pretenses	4	0	0	0
Fraud - Credit Card/ATM	5	0	0	0
Fraud - Impersonation	1	0	0	0
Fraud - Welfare	0	0	0	0
Fraud - Wire	0	0	0	0
Motor Vehicle Theft	2	0	0	0
Robbery	0	0	0	0
Stolen Property Offenses	0	0	0	0
Theft - Pocket-picking	0	0	0	0
Theft - Purse Snatching	1	1	1	0
Theft - Shoplifting	1	1	1	0
Theft From Building	13	3	3	0
Theft From Coin Machine	0	0	0	0
Theft From Motor Vehicle	4	0	0	0
Theft of Motor Vehicle Parts	3	0	0	0
Theft - All Other Larceny	54	5	5	0
Crimes Against Society				
Drug/Narcotic Violations	7	7	6	0
Drug/Narcotic Equipment Violations	3	3	2	0
Gambling - Betting/Wagering	0	0	0	0
Gambling - Operating/Promoting	0	0	0	0
Gambling - Equipment Violations	0	0	0	0
Gambling - Sports Tampering	0	0	0	0
Pornography/Obscene Material	0	0	0	0
Prostitution	0	0	0	0
Prostitution Assisting/Promoting	0	0	0	0
Purchasing Prostitution	0	0	0	0
Weapon Law Violations	0	0	0	0
Total Group A Offenses	160	36	32	0



2014 Population Estimate	N/A
Offense Overview	
Offense Total	765
Number Cleared	364
Percent Cleared	47.58 %
Group A Crimes per 100,000 population	N/A
Arrest Overview	
Total Arrests	891
Adult Arrests	814
Juvenile Arrests	77
Unknown Age	0
Arrests per 100,000 population	N/A
Average number offenses/incident	1.17

Domestic Violence Victims		
Offense	Reported	Cleared
Murder	0	0
Aggravated Assault	28	26
Simple Assault	71	56
Intimidation	16	9
Stalking	1	0
Forcible Rape	4	2
Forcible Sodomy	1	0
Sexual Assault W/Object	0	0
Forcible Fondling	4	2
Incest	0	0
Statutory Rape	2	2
Kidnapping/Abduction	2	2
Total	129	99

TIBRS Group B Arrests		
Offense	Adult	Juvenile
Bad Checks	15	1
Curfew/Vagrancy	0	3
Disorderly Conduct	8	6
DUI	20	1
Drunkenness	4	0
Family-Non Violent	46	0
Liquor Law Violations	1	1
Peeping Tom	0	0
Trespass	5	9
All Other Offenses	431	5
Total Group B	530	26

TIBRS Group A Offenses	Offenses		Arrests	
	Reported	Cleared	Adult	Juvenile
Crimes Against Persons				
Murder	1	0	0	0
Negligent Manslaughter	0	0	0	0
Kidnapping/Abduction	2	2	2	0
Forcible Rape	6	3	3	0
Forcible Sodomy	2	0	0	0
Sexual Assault W/Object	0	0	0	0
Forcible Fondling	7	4	1	2
Incest	0	0	0	0
Statutory Rape	4	4	4	0
Aggravated Assault	56	38	36	2
Simple Assault	114	93	68	13
Intimidation	47	16	6	5
Stalking	4	2	1	1
Commercial Sex Acts	0	0	0	0
Involuntary Servitude	0	0	0	0
Crimes Against Property				
Arson	7	1	1	0
Bribery	0	0	0	0
Burglary	117	17	23	1
Counterfeiting/Forgery	6	5	4	1
Destruction/Damage/Vandalism	74	19	9	9
Embezzlement	1	1	0	0
Extortion/Blackmail	1	0	0	0
Fraud - False Pretenses	5	2	2	0
Fraud - Credit Card/ATM	10	1	0	0
Fraud - Impersonation	8	0	0	0
Fraud - Welfare	1	0	0	0
Fraud - Wire	4	0	0	0
Motor Vehicle Theft	29	7	8	0
Robbery	7	3	2	2
Stolen Property Offenses	4	2	2	0
Theft - Pocket-picking	0	0	0	0
Theft - Purse Snatching	0	0	0	0
Theft - Shoplifting	3	2	2	1
Theft From Building	29	9	2	7
Theft From Coin Machine	0	0	0	0
Theft From Motor Vehicle	17	1	1	0
Theft of Motor Vehicle Parts	8	0	0	0
Theft - All Other Larceny	46	8	6	0
Crimes Against Society				
Drug/Narcotic Violations	105	89	87	6
Drug/Narcotic Equipment Violations	26	25	10	0
Gambling - Betting/Wagering	0	0	0	0
Gambling - Operating/Promoting	0	0	0	0
Gambling - Equipment Violations	0	0	0	0
Gambling - Sports Tampering	0	0	0	0
Pornography/Obscene Material	2	0	0	0
Prostitution	0	0	0	0
Prostitution Assisting/Promoting	0	0	0	0
Purchasing Prostitution	0	0	0	0
Weapon Law Violations	12	10	4	1
Total Group A Offenses	765	364	284	51



2014 Population Estimate	N/A
Offense Overview	
Offense Total	664
Number Cleared	276
Percent Cleared	41.57 %
Group A Crimes per 100,000 population	N/A
Arrest Overview	
Total Arrests	940
Adult Arrests	895
Juvenile Arrests	45
Unknown Age	0
Arrests per 100,000 population	N/A
Average number offenses/incident	1.14

Domestic Violence Victims		
Offense	Reported	Cleared
Murder	0	0
Aggravated Assault	22	19
Simple Assault	83	61
Intimidation	4	2
Stalking	1	1
Forcible Rape	0	0
Forcible Sodomy	0	0
Sexual Assault W/Object	0	0
Forcible Fondling	0	0
Incest	0	0
Statutory Rape	0	0
Kidnapping/Abduction	1	1
Total	111	84

TIBRS Group B Arrests		
Offense	Adult	Juvenile
Bad Checks	13	0
Curfew/Vagrancy	0	0
Disorderly Conduct	11	0
DUI	37	1
Drunkenness	54	0
Family-Non Violent	0	0
Liquor Law Violations	0	0
Peeping Tom	0	0
Trespass	4	0
All Other Offenses	540	39
Total Group B	659	40

TIBRS Group A Offenses	Offenses		Arrests	
	Reported	Cleared	Adult	Juvenile
Crimes Against Persons				
Murder	0	0	0	0
Negligent Manslaughter	0	0	0	0
Kidnapping/Abduction	3	3	2	0
Forcible Rape	4	3	3	0
Forcible Sodomy	1	0	0	0
Sexual Assault W/Object	0	0	0	0
Forcible Fondling	2	1	1	0
Incest	0	0	0	0
Statutory Rape	1	1	1	0
Aggravated Assault	43	29	25	1
Simple Assault	104	72	61	1
Intimidation	17	6	3	0
Stalking	2	1	1	0
Commercial Sex Acts	0	0	0	0
Involuntary Servitude	0	0	0	0
Crimes Against Property				
Arson	0	0	0	0
Bribery	0	0	0	0
Burglary	99	15	18	0
Counterfeiting/Forgery	6	1	2	0
Destruction/Damage/Vandalism	69	11	6	0
Embezzlement	1	1	0	0
Extortion/Blackmail	0	0	0	0
Fraud - False Pretenses	10	4	0	0
Fraud - Credit Card/ATM	7	1	2	0
Fraud - Impersonation	10	6	6	0
Fraud - Welfare	0	0	0	0
Fraud - Wire	4	1	0	0
Motor Vehicle Theft	41	8	7	0
Robbery	2	1	1	0
Stolen Property Offenses	3	2	1	0
Theft - Pocket-picking	1	0	0	0
Theft - Purse Snatching	0	0	0	0
Theft - Shoplifting	4	4	5	0
Theft From Building	33	8	8	0
Theft From Coin Machine	0	0	0	0
Theft From Motor Vehicle	24	5	5	0
Theft of Motor Vehicle Parts	6	0	0	0
Theft - All Other Larceny	88	15	18	0
Crimes Against Society				
Drug/Narcotic Violations	40	39	34	3
Drug/Narcotic Equipment Violations	34	33	24	0
Gambling - Betting/Wagering	0	0	0	0
Gambling - Operating/Promoting	0	0	0	0
Gambling - Equipment Violations	0	0	0	0
Gambling - Sports Tampering	0	0	0	0
Pornography/Obscene Material	0	0	0	0
Prostitution	0	0	0	0
Prostitution Assisting/Promoting	0	0	0	0
Purchasing Prostitution	0	0	0	0
Weapon Law Violations	5	5	2	0
Total Group A Offenses	664	276	236	5



2014 Population Estimate	N/A
Offense Overview	
Offense Total	1,510
Number Cleared	374
Percent Cleared	24.77 %
Group A Crimes per 100,000 population	N/A
Arrest Overview	
Total Arrests	1,407
Adult Arrests	1,400
Juvenile Arrests	7
Unknown Age	0
Arrests per 100,000 population	N/A
Average number offenses/incident	1.12

Domestic Violence Victims		
Offense	Reported	Cleared
Murder	0	0
Aggravated Assault	35	22
Simple Assault	242	77
Intimidation	6	1
Stalking	0	0
Forcible Rape	0	0
Forcible Sodomy	0	0
Sexual Assault W/Object	0	0
Forcible Fondling	4	1
Incest	0	0
Statutory Rape	0	0
Kidnapping/Abduction	2	0
Total	289	101

TIBRS Group B Arrests		
Offense	Adult	Juvenile
Bad Checks	4	0
Curfew/Vagrancy	0	0
Disorderly Conduct	7	1
DUI	51	0
Drunkenness	35	0
Family-Non Violent	22	0
Liquor Law Violations	5	0
Peeping Tom	0	0
Trespass	6	0
All Other Offenses	945	1
Total Group B	1,075	2

TIBRS Group A Offenses	Offenses		Arrests	
	Reported	Cleared	Adult	Juvenile
Crimes Against Persons				
Murder	1	0	0	0
Negligent Manslaughter	0	0	0	0
Kidnapping/Abduction	3	1	1	0
Forcible Rape	6	2	2	0
Forcible Sodomy	1	0	0	0
Sexual Assault W/Object	0	0	0	0
Forcible Fondling	10	2	1	0
Incest	0	0	0	0
Statutory Rape	4	1	1	0
Aggravated Assault	55	33	30	0
Simple Assault	322	88	84	2
Intimidation	72	3	1	0
Stalking	4	2	2	0
Commercial Sex Acts	0	0	0	0
Involuntary Servitude	0	0	0	0
Crimes Against Property				
Arson	2	1	1	0
Bribery	0	0	0	0
Burglary	197	13	14	0
Counterfeiting/Forgery	2	2	1	0
Destruction/Damage/Vandalism	143	11	8	0
Embezzlement	0	0	0	0
Extortion/Blackmail	0	0	0	0
Fraud - False Pretenses	2	0	0	0
Fraud - Credit Card/ATM	17	0	0	0
Fraud - Impersonation	1	0	0	0
Fraud - Welfare	0	0	0	0
Fraud - Wire	0	0	0	0
Motor Vehicle Theft	63	11	7	0
Robbery	1	0	0	0
Stolen Property Offenses	0	0	0	0
Theft - Pocket-picking	0	0	0	0
Theft - Purse Snatching	0	0	0	0
Theft - Shoplifting	4	0	0	0
Theft From Building	200	16	15	0
Theft From Coin Machine	1	0	0	0
Theft From Motor Vehicle	79	3	3	0
Theft of Motor Vehicle Parts	2	0	0	0
Theft - All Other Larceny	137	16	11	0
Crimes Against Society				
Drug/Narcotic Violations	109	101	113	3
Drug/Narcotic Equipment Violations	65	61	25	0
Gambling - Betting/Wagering	0	0	0	0
Gambling - Operating/Promoting	0	0	0	0
Gambling - Equipment Violations	0	0	0	0
Gambling - Sports Tampering	0	0	0	0
Pornography/Obscene Material	1	1	1	0
Prostitution	0	0	0	0
Prostitution Assisting/Promoting	0	0	0	0
Purchasing Prostitution	0	0	0	0
Weapon Law Violations	6	6	4	0
Total Group A Offenses	1,510	374	325	5



2014 Population Estimate	N/A
Offense Overview	
Offense Total	475
Number Cleared	103
Percent Cleared	21.68 %
Group A Crimes per 100,000 population	N/A
Arrest Overview	
Total Arrests	649
Adult Arrests	632
Juvenile Arrests	17
Unknown Age	0
Arrests per 100,000 population	N/A
Average number offenses/incident	1.26

Domestic Violence Victims		
Offense	Reported	Cleared
Murder	0	0
Aggravated Assault	14	7
Simple Assault	54	20
Intimidation	11	3
Stalking	2	0
Forcible Rape	0	0
Forcible Sodomy	0	0
Sexual Assault W/Object	0	0
Forcible Fondling	0	0
Incest	0	0
Statutory Rape	0	0
Kidnapping/Abduction	2	1
Total	83	31

TIBRS Group B Arrests		
Offense	Adult	Juvenile
Bad Checks	20	0
Curfew/Vagrancy	0	0
Disorderly Conduct	2	0
DUI	2	0
Drunkenness	1	0
Family-Non Violent	112	0
Liquor Law Violations	0	0
Peeping Tom	0	0
Trespass	2	0
All Other Offenses	422	10
Total Group B	561	10

TIBRS Group A Offenses	Offenses		Arrests	
	Reported	Cleared	Adult	Juvenile
Crimes Against Persons				
Murder	0	0	0	0
Negligent Manslaughter	0	0	0	0
Kidnapping/Abduction	3	1	1	0
Forcible Rape	0	0	0	0
Forcible Sodomy	0	0	0	0
Sexual Assault W/Object	0	0	0	0
Forcible Fondling	0	0	0	0
Incest	0	0	0	0
Statutory Rape	1	0	0	0
Aggravated Assault	26	15	10	1
Simple Assault	95	32	33	0
Intimidation	23	5	5	0
Stalking	2	0	0	0
Commercial Sex Acts	0	0	0	0
Involuntary Servitude	0	0	0	0
Crimes Against Property				
Arson	1	0	0	0
Bribery	0	0	0	0
Burglary	72	6	3	3
Counterfeiting/Forgery	2	1	1	0
Destruction/Damage/Vandalism	69	12	5	2
Embezzlement	0	0	0	0
Extortion/Blackmail	1	0	0	0
Fraud - False Pretenses	3	1	0	0
Fraud - Credit Card/ATM	3	1	1	0
Fraud - Impersonation	4	0	0	0
Fraud - Welfare	0	0	0	0
Fraud - Wire	0	0	0	0
Motor Vehicle Theft	23	2	2	0
Robbery	4	1	0	0
Stolen Property Offenses	0	0	0	0
Theft - Pocket-picking	0	0	0	0
Theft - Purse Snatching	0	0	0	0
Theft - Shoplifting	2	1	0	1
Theft From Building	24	6	4	0
Theft From Coin Machine	0	0	0	0
Theft From Motor Vehicle	33	0	0	0
Theft of Motor Vehicle Parts	14	0	0	0
Theft - All Other Larceny	46	3	1	0
Crimes Against Society				
Drug/Narcotic Violations	9	7	4	0
Drug/Narcotic Equipment Violations	4	4	1	0
Gambling - Betting/Wagering	0	0	0	0
Gambling - Operating/Promoting	0	0	0	0
Gambling - Equipment Violations	0	0	0	0
Gambling - Sports Tampering	0	0	0	0
Pornography/Obscene Material	0	0	0	0
Prostitution	0	0	0	0
Prostitution Assisting/Promoting	0	0	0	0
Purchasing Prostitution	0	0	0	0
Weapon Law Violations	11	5	0	0
Total Group A Offenses	475	103	71	7



2014 Population Estimate	N/A
Offense Overview	
Offense Total	946
Number Cleared	331
Percent Cleared	34.99 %
Group A Crimes per 100,000 population	N/A
Arrest Overview	
Total Arrests	938
Adult Arrests	922
Juvenile Arrests	16
Unknown Age	0
Arrests per 100,000 population	N/A
Average number offenses/incident	1.21

Domestic Violence Victims		
Offense	Reported	Cleared
Murder	1	0
Aggravated Assault	26	21
Simple Assault	137	96
Intimidation	31	8
Stalking	1	0
Forcible Rape	0	0
Forcible Sodomy	0	0
Sexual Assault W/Object	0	0
Forcible Fondling	6	5
Incest	0	0
Statutory Rape	1	1
Kidnapping/Abduction	0	0
Total	203	131

TIBRS Group B Arrests		
Offense	Adult	Juvenile
Bad Checks	39	0
Curfew/Vagrancy	0	0
Disorderly Conduct	11	1
DUI	12	0
Drunkenness	26	0
Family-Non Violent	137	0
Liquor Law Violations	1	0
Peeping Tom	0	0
Trespass	4	0
All Other Offenses	451	3
Total Group B	681	4

TIBRS Group A Offenses	Offenses		Arrests	
	Reported	Cleared	Adult	Juvenile
Crimes Against Persons				
Murder	1	0	0	0
Negligent Manslaughter	0	0	0	0
Kidnapping/Abduction	0	0	0	0
Forcible Rape	4	2	0	1
Forcible Sodomy	0	0	0	0
Sexual Assault W/Object	0	0	0	0
Forcible Fondling	9	6	1	1
Incest	0	0	0	0
Statutory Rape	2	2	2	0
Aggravated Assault	52	45	34	1
Simple Assault	189	111	86	3
Intimidation	56	9	9	0
Stalking	4	2	1	0
Commercial Sex Acts	0	0	0	0
Involuntary Servitude	0	0	0	0
Crimes Against Property				
Arson	3	0	0	0
Bribery	0	0	0	0
Burglary	129	23	22	2
Counterfeiting/Forgery	12	9	10	0
Destruction/Damage/Vandalism	143	20	8	0
Embezzlement	0	0	0	0
Extortion/Blackmail	0	0	0	0
Fraud - False Pretenses	2	2	1	0
Fraud - Credit Card/ATM	57	18	8	0
Fraud - Impersonation	13	4	4	0
Fraud - Welfare	0	0	0	0
Fraud - Wire	0	0	0	0
Motor Vehicle Theft	34	8	9	0
Robbery	2	2	2	0
Stolen Property Offenses	0	0	0	0
Theft - Pocket-picking	0	0	0	0
Theft - Purse Snatching	0	0	0	0
Theft - Shoplifting	2	1	1	0
Theft From Building	28	6	3	0
Theft From Coin Machine	1	0	0	0
Theft From Motor Vehicle	28	10	3	3
Theft of Motor Vehicle Parts	8	0	0	0
Theft - All Other Larceny	78	14	13	0
Crimes Against Society				
Drug/Narcotic Violations	73	25	23	1
Drug/Narcotic Equipment Violations	10	8	1	0
Gambling - Betting/Wagering	0	0	0	0
Gambling - Operating/Promoting	0	0	0	0
Gambling - Equipment Violations	0	0	0	0
Gambling - Sports Tampering	0	0	0	0
Pornography/Obscene Material	1	1	0	0
Prostitution	0	0	0	0
Prostitution Assisting/Promoting	0	0	0	0
Purchasing Prostitution	0	0	0	0
Weapon Law Violations	5	3	0	0
Total Group A Offenses	946	331	241	12



2014 Population Estimate	N/A
Offense Overview	
Offense Total	937
Number Cleared	371
Percent Cleared	39.59 %
Group A Crimes per 100,000 population	N/A
Arrest Overview	
Total Arrests	957
Adult Arrests	940
Juvenile Arrests	17
Unknown Age	0
Arrests per 100,000 population	N/A
Average number offenses/incident	1.07

Domestic Violence Victims		
Offense	Reported	Cleared
Murder	0	0
Aggravated Assault	10	9
Simple Assault	86	77
Intimidation	4	2
Stalking	0	0
Forcible Rape	0	0
Forcible Sodomy	0	0
Sexual Assault W/Object	0	0
Forcible Fondling	2	0
Incest	1	0
Statutory Rape	0	0
Kidnapping/Abduction	0	0
Total	103	88

TIBRS Group B Arrests		
Offense	Adult	Juvenile
Bad Checks	66	0
Curfew/Vagrancy	0	0
Disorderly Conduct	6	1
DUI	42	0
Drunkenness	36	3
Family-Non Violent	0	0
Liquor Law Violations	8	0
Peeping Tom	0	0
Trespass	7	2
All Other Offenses	409	1
Total Group B	574	7

TIBRS Group A Offenses	Offenses		Arrests	
	Reported	Cleared	Adult	Juvenile
Crimes Against Persons				
Murder	1	0	0	0
Negligent Manslaughter	0	0	0	0
Kidnapping/Abduction	0	0	0	0
Forcible Rape	3	0	0	0
Forcible Sodomy	1	0	0	0
Sexual Assault W/Object	0	0	0	0
Forcible Fondling	13	2	2	0
Incest	1	0	0	0
Statutory Rape	4	3	3	0
Aggravated Assault	27	17	17	0
Simple Assault	128	101	96	2
Intimidation	46	13	11	2
Stalking	1	1	1	0
Commercial Sex Acts	0	0	0	0
Involuntary Servitude	0	0	0	0
Crimes Against Property				
Arson	3	3	2	3
Bribery	0	0	0	0
Burglary	124	18	25	0
Counterfeiting/Forgery	5	2	2	0
Destruction/Damage/Vandalism	98	10	13	1
Embezzlement	0	0	0	0
Extortion/Blackmail	0	0	0	0
Fraud - False Pretenses	13	2	2	0
Fraud - Credit Card/ATM	15	1	1	0
Fraud - Impersonation	22	0	0	0
Fraud - Welfare	0	0	0	0
Fraud - Wire	1	0	0	0
Motor Vehicle Theft	37	6	6	0
Robbery	0	0	0	0
Stolen Property Offenses	0	0	0	0
Theft - Pocket-picking	1	0	0	0
Theft - Purse Snatching	0	0	0	0
Theft - Shoplifting	4	1	1	0
Theft From Building	81	10	12	0
Theft From Coin Machine	0	0	0	0
Theft From Motor Vehicle	35	5	9	0
Theft of Motor Vehicle Parts	17	1	2	0
Theft - All Other Larceny	83	10	10	0
Crimes Against Society				
Drug/Narcotic Violations	94	90	108	2
Drug/Narcotic Equipment Violations	67	67	36	0
Gambling - Betting/Wagering	0	0	0	0
Gambling - Operating/Promoting	0	0	0	0
Gambling - Equipment Violations	0	0	0	0
Gambling - Sports Tampering	0	0	0	0
Pornography/Obscene Material	6	2	2	0
Prostitution	0	0	0	0
Prostitution Assisting/Promoting	0	0	0	0
Purchasing Prostitution	0	0	0	0
Weapon Law Violations	6	6	5	0
Total Group A Offenses	937	371	366	10



2014 Population Estimate	N/A
Offense Overview	
Offense Total	1,098
Number Cleared	594
Percent Cleared	54.10 %
Group A Crimes per 100,000 population	N/A
Arrest Overview	
Total Arrests	916
Adult Arrests	859
Juvenile Arrests	57
Unknown Age	0
Arrests per 100,000 population	N/A
Average number offenses/incident	1.16

Domestic Violence Victims		
Offense	Reported	Cleared
Murder	1	1
Aggravated Assault	27	27
Simple Assault	174	164
Intimidation	24	24
Stalking	1	1
Forcible Rape	4	2
Forcible Sodomy	3	0
Sexual Assault W/Object	0	0
Forcible Fondling	2	2
Incest	3	1
Statutory Rape	2	2
Kidnapping/Abduction	0	0
Total	241	224

TIBRS Group B Arrests		
Offense	Adult	Juvenile
Bad Checks	6	0
Curfew/Vagrancy	0	0
Disorderly Conduct	14	9
DUI	28	0
Drunkenness	21	1
Family-Non Violent	37	1
Liquor Law Violations	2	0
Peeping Tom	0	0
Trespass	10	3
All Other Offenses	373	6
Total Group B	491	20

TIBRS Group A Offenses	Offenses		Arrests	
	Reported	Cleared	Adult	Juvenile
Crimes Against Persons				
Murder	2	1	0	0
Negligent Manslaughter	1	1	1	0
Kidnapping/Abduction	0	0	0	0
Forcible Rape	5	2	0	0
Forcible Sodomy	3	0	0	0
Sexual Assault W/Object	0	0	0	0
Forcible Fondling	3	3	3	0
Incest	3	1	0	0
Statutory Rape	6	3	3	0
Aggravated Assault	70	66	33	2
Simple Assault	234	213	143	17
Intimidation	53	52	11	1
Stalking	2	1	1	0
Commercial Sex Acts	0	0	0	0
Involuntary Servitude	0	0	0	0
Crimes Against Property				
Arson	1	0	0	0
Bribery	0	0	0	0
Burglary	112	22	17	2
Counterfeiting/Forgery	15	12	5	0
Destruction/Damage/Vandalism	152	28	14	3
Embezzlement	0	0	0	0
Extortion/Blackmail	1	1	0	0
Fraud - False Pretenses	9	2	2	0
Fraud - Credit Card/ATM	5	0	0	0
Fraud - Impersonation	9	2	1	0
Fraud - Welfare	1	0	0	0
Fraud - Wire	2	0	0	0
Motor Vehicle Theft	43	7	6	0
Robbery	1	0	0	0
Stolen Property Offenses	2	2	3	0
Theft - Pocket-picking	2	0	0	0
Theft - Purse Snatching	1	0	0	0
Theft - Shoplifting	11	7	7	0
Theft From Building	63	11	9	0
Theft From Coin Machine	0	0	0	0
Theft From Motor Vehicle	27	2	3	0
Theft of Motor Vehicle Parts	3	0	0	0
Theft - All Other Larceny	116	27	14	0
Crimes Against Society				
Drug/Narcotic Violations	77	69	63	5
Drug/Narcotic Equipment Violations	46	45	21	2
Gambling - Betting/Wagering	0	0	0	0
Gambling - Operating/Promoting	0	0	0	0
Gambling - Equipment Violations	0	0	0	0
Gambling - Sports Tampering	0	0	0	0
Pornography/Obscene Material	2	2	0	2
Prostitution	0	0	0	0
Prostitution Assisting/Promoting	0	0	0	0
Purchasing Prostitution	0	0	0	0
Weapon Law Violations	15	12	8	3
Total Group A Offenses	1,098	594	368	37



2014 Population Estimate	N/A
Offense Overview	
Offense Total	139
Number Cleared	79
Percent Cleared	56.83 %
Group A Crimes per 100,000 population	N/A
Arrest Overview	
Total Arrests	157
Adult Arrests	154
Juvenile Arrests	3
Unknown Age	0
Arrests per 100,000 population	N/A
Average number offenses/incident	1.18

Domestic Violence Victims		
Offense	Reported	Cleared
Murder	0	0
Aggravated Assault	13	12
Simple Assault	18	15
Intimidation	9	7
Stalking	0	0
Forcible Rape	0	0
Forcible Sodomy	0	0
Sexual Assault W/Object	0	0
Forcible Fondling	1	1
Incest	0	0
Statutory Rape	1	0
Kidnapping/Abduction	0	0
Total	42	35

TIBRS Group B Arrests		
Offense	Adult	Juvenile
Bad Checks	4	0
Curfew/Vagrancy	0	0
Disorderly Conduct	0	0
DUI	19	0
Drunkenness	4	0
Family-Non Violent	0	0
Liquor Law Violations	0	0
Peeping Tom	0	0
Trespass	0	0
All Other Offenses	70	1
Total Group B	97	1

TIBRS Group A Offenses	Offenses		Arrests	
	Reported	Cleared	Adult	Juvenile
Crimes Against Persons				
Murder	0	0	0	0
Negligent Manslaughter	0	0	0	0
Kidnapping/Abduction	0	0	0	0
Forcible Rape	0	0	0	0
Forcible Sodomy	0	0	0	0
Sexual Assault W/Object	0	0	0	0
Forcible Fondling	3	2	1	1
Incest	0	0	0	0
Statutory Rape	1	0	0	0
Aggravated Assault	22	19	13	0
Simple Assault	22	19	16	0
Intimidation	18	11	5	1
Stalking	4	1	1	0
Commercial Sex Acts	0	0	0	0
Involuntary Servitude	0	0	0	0
Crimes Against Property				
Arson	1	0	0	0
Bribery	0	0	0	0
Burglary	10	2	2	0
Counterfeiting/Forgery	0	0	0	0
Destruction/Damage/Vandalism	10	4	2	0
Embezzlement	0	0	0	0
Extortion/Blackmail	0	0	0	0
Fraud - False Pretenses	1	0	0	0
Fraud - Credit Card/ATM	3	0	0	0
Fraud - Impersonation	0	0	0	0
Fraud - Welfare	0	0	0	0
Fraud - Wire	0	0	0	0
Motor Vehicle Theft	0	0	0	0
Robbery	1	0	0	0
Stolen Property Offenses	0	0	0	0
Theft - Pocket-picking	0	0	0	0
Theft - Purse Snatching	0	0	0	0
Theft - Shoplifting	2	1	0	0
Theft From Building	0	0	0	0
Theft From Coin Machine	0	0	0	0
Theft From Motor Vehicle	4	0	0	0
Theft of Motor Vehicle Parts	1	0	0	0
Theft - All Other Larceny	19	3	3	0
Crimes Against Society				
Drug/Narcotic Violations	12	12	12	0
Drug/Narcotic Equipment Violations	2	2	1	0
Gambling - Betting/Wagering	0	0	0	0
Gambling - Operating/Promoting	0	0	0	0
Gambling - Equipment Violations	0	0	0	0
Gambling - Sports Tampering	0	0	0	0
Pornography/Obscene Material	0	0	0	0
Prostitution	0	0	0	0
Prostitution Assisting/Promoting	0	0	0	0
Purchasing Prostitution	0	0	0	0
Weapon Law Violations	3	3	1	0
Total Group A Offenses	139	79	57	2



2014 Population Estimate	N/A
Offense Overview	
Offense Total	472
Number Cleared	203
Percent Cleared	43.01 %
Group A Crimes per 100,000 population	N/A
Arrest Overview	
Total Arrests	331
Adult Arrests	323
Juvenile Arrests	8
Unknown Age	0
Arrests per 100,000 population	N/A
Average number offenses/incident	1.15

Domestic Violence Victims		
Offense	Reported	Cleared
Murder	0	0
Aggravated Assault	12	10
Simple Assault	50	44
Intimidation	5	5
Stalking	1	1
Forcible Rape	1	0
Forcible Sodomy	0	0
Sexual Assault W/Object	0	0
Forcible Fondling	2	0
Incest	0	0
Statutory Rape	1	0
Kidnapping/Abduction	0	0
Total	72	60

TIBRS Group B Arrests		
Offense	Adult	Juvenile
Bad Checks	3	0
Curfew/Vagrancy	0	0
Disorderly Conduct	2	2
DUI	32	0
Drunkenness	4	0
Family-Non Violent	6	0
Liquor Law Violations	8	2
Peeping Tom	0	0
Trespass	3	0
All Other Offenses	101	0
Total Group B	159	4

TIBRS Group A Offenses	Offenses		Arrests	
	Reported	Cleared	Adult	Juvenile
Crimes Against Persons				
Murder	0	0	0	0
Negligent Manslaughter	0	0	0	0
Kidnapping/Abduction	0	0	0	0
Forcible Rape	3	0	0	0
Forcible Sodomy	0	0	0	0
Sexual Assault W/Object	0	0	0	0
Forcible Fondling	5	2	2	0
Incest	0	0	0	0
Statutory Rape	1	0	0	0
Aggravated Assault	33	27	17	0
Simple Assault	62	52	46	1
Intimidation	13	11	10	0
Stalking	1	1	1	0
Commercial Sex Acts	0	0	0	0
Involuntary Servitude	0	0	0	0
Crimes Against Property				
Arson	1	0	0	0
Bribery	0	0	0	0
Burglary	63	6	5	0
Counterfeiting/Forgery	4	1	1	0
Destruction/Damage/Vandalism	67	6	12	2
Embezzlement	0	0	0	0
Extortion/Blackmail	0	0	0	0
Fraud - False Pretenses	2	0	0	0
Fraud - Credit Card/ATM	20	0	0	0
Fraud - Impersonation	1	0	0	0
Fraud - Welfare	0	0	0	0
Fraud - Wire	0	0	0	0
Motor Vehicle Theft	6	0	0	0
Robbery	1	0	0	0
Stolen Property Offenses	0	0	0	0
Theft - Pocket-picking	0	0	0	0
Theft - Purse Snatching	1	0	0	0
Theft - Shoplifting	1	1	1	0
Theft From Building	6	1	1	0
Theft From Coin Machine	0	0	0	0
Theft From Motor Vehicle	18	0	0	0
Theft of Motor Vehicle Parts	2	0	0	0
Theft - All Other Larceny	69	6	5	0
Crimes Against Society				
Drug/Narcotic Violations	51	50	45	1
Drug/Narcotic Equipment Violations	41	39	18	0
Gambling - Betting/Wagering	0	0	0	0
Gambling - Operating/Promoting	0	0	0	0
Gambling - Equipment Violations	0	0	0	0
Gambling - Sports Tampering	0	0	0	0
Pornography/Obscene Material	0	0	0	0
Prostitution	0	0	0	0
Prostitution Assisting/Promoting	0	0	0	0
Purchasing Prostitution	0	0	0	0
Weapon Law Violations	0	0	0	0
Total Group A Offenses	472	203	164	4



2014 Population Estimate	N/A
Offense Overview	
Offense Total	291
Number Cleared	167
Percent Cleared	57.39 %
Group A Crimes per 100,000 population	N/A
Arrest Overview	
Total Arrests	380
Adult Arrests	379
Juvenile Arrests	1
Unknown Age	0
Arrests per 100,000 population	N/A
Average number offenses/incident	1.19

Domestic Violence Victims		
Offense	Reported	Cleared
Murder	0	0
Aggravated Assault	15	13
Simple Assault	29	27
Intimidation	2	2
Stalking	0	0
Forcible Rape	1	0
Forcible Sodomy	0	0
Sexual Assault W/Object	0	0
Forcible Fondling	0	0
Incest	0	0
Statutory Rape	0	0
Kidnapping/Abduction	0	0
Total	47	42

TIBRS Group B Arrests		
Offense	Adult	Juvenile
Bad Checks	0	0
Curfew/Vagrancy	0	0
Disorderly Conduct	2	0
DUI	19	0
Drunkenness	11	0
Family-Non Violent	1	0
Liquor Law Violations	0	0
Peeping Tom	0	0
Trespass	0	0
All Other Offenses	204	0
Total Group B	237	0

TIBRS Group A Offenses	Offenses		Arrests	
	Reported	Cleared	Adult	Juvenile
Crimes Against Persons				
Murder	0	0	0	0
Negligent Manslaughter	0	0	0	0
Kidnapping/Abduction	0	0	0	0
Forcible Rape	1	0	0	0
Forcible Sodomy	0	0	0	0
Sexual Assault W/Object	0	0	0	0
Forcible Fondling	0	0	0	0
Incest	0	0	0	0
Statutory Rape	0	0	0	0
Aggravated Assault	22	20	14	0
Simple Assault	39	36	31	0
Intimidation	6	4	4	0
Stalking	0	0	0	0
Commercial Sex Acts	0	0	0	0
Involuntary Servitude	0	0	0	0
Crimes Against Property				
Arson	0	0	0	0
Bribery	0	0	0	0
Burglary	47	18	21	1
Counterfeiting/Forgery	0	0	0	0
Destruction/Damage/Vandalism	24	5	5	0
Embezzlement	0	0	0	0
Extortion/Blackmail	0	0	0	0
Fraud - False Pretenses	0	0	0	0
Fraud - Credit Card/ATM	11	0	0	0
Fraud - Impersonation	3	3	3	0
Fraud - Welfare	0	0	0	0
Fraud - Wire	1	0	0	0
Motor Vehicle Theft	7	2	2	0
Robbery	1	1	2	0
Stolen Property Offenses	1	0	0	0
Theft - Pocket-picking	0	0	0	0
Theft - Purse Snatching	0	0	0	0
Theft - Shoplifting	7	5	6	0
Theft From Building	14	5	4	0
Theft From Coin Machine	0	0	0	0
Theft From Motor Vehicle	4	1	1	0
Theft of Motor Vehicle Parts	1	1	2	0
Theft - All Other Larceny	36	8	7	0
Crimes Against Society				
Drug/Narcotic Violations	34	26	33	0
Drug/Narcotic Equipment Violations	31	31	7	0
Gambling - Betting/Wagering	0	0	0	0
Gambling - Operating/Promoting	0	0	0	0
Gambling - Equipment Violations	0	0	0	0
Gambling - Sports Tampering	0	0	0	0
Pornography/Obscene Material	0	0	0	0
Prostitution	0	0	0	0
Prostitution Assisting/Promoting	0	0	0	0
Purchasing Prostitution	0	0	0	0
Weapon Law Violations	1	1	0	0
Total Group A Offenses	291	167	142	1



2014 Population Estimate	N/A
Offense Overview	
Offense Total	1,021
Number Cleared	464
Percent Cleared	45.45 %
Group A Crimes per 100,000 population	N/A
Arrest Overview	
Total Arrests	1,702
Adult Arrests	1,638
Juvenile Arrests	64
Unknown Age	0
Arrests per 100,000 population	N/A
Average number offenses/incident	1.15

Domestic Violence Victims		
Offense	Reported	Cleared
Murder	0	0
Aggravated Assault	24	23
Simple Assault	112	105
Intimidation	10	2
Stalking	4	3
Forcible Rape	4	1
Forcible Sodomy	1	0
Sexual Assault W/Object	0	0
Forcible Fondling	5	1
Incest	0	0
Statutory Rape	1	1
Kidnapping/Abduction	1	1
Total	162	137

TIBRS Group B Arrests		
Offense	Adult	Juvenile
Bad Checks	16	0
Curfew/Vagrancy	0	1
Disorderly Conduct	4	2
DUI	59	0
Drunkenness	26	2
Family-Non Violent	3	1
Liquor Law Violations	4	1
Peeping Tom	0	0
Trespass	0	0
All Other Offenses	1,207	25
Total Group B	1,319	32

TIBRS Group A Offenses	Offenses		Arrests	
	Reported	Cleared	Adult	Juvenile
Crimes Against Persons				
Murder	2	2	1	1
Negligent Manslaughter	0	0	0	0
Kidnapping/Abduction	1	1	1	0
Forcible Rape	8	4	1	0
Forcible Sodomy	2	0	0	0
Sexual Assault W/Object	0	0	0	0
Forcible Fondling	7	2	1	0
Incest	0	0	1	0
Statutory Rape	4	3	3	0
Aggravated Assault	43	40	32	1
Simple Assault	161	136	91	11
Intimidation	27	2	0	0
Stalking	6	5	2	0
Commercial Sex Acts	0	0	0	0
Involuntary Servitude	0	0	0	0
Crimes Against Property				
Arson	0	0	0	0
Bribery	0	0	0	0
Burglary	161	25	15	2
Counterfeiting/Forgery	10	3	1	0
Destruction/Damage/Vandalism	100	27	10	1
Embezzlement	0	0	0	0
Extortion/Blackmail	1	0	0	0
Fraud - False Pretenses	12	3	2	0
Fraud - Credit Card/ATM	4	1	0	0
Fraud - Impersonation	10	4	5	1
Fraud - Welfare	0	0	0	0
Fraud - Wire	7	0	0	0
Motor Vehicle Theft	46	12	8	0
Robbery	5	3	2	0
Stolen Property Offenses	2	1	1	0
Theft - Pocket-picking	1	0	1	0
Theft - Purse Snatching	0	0	0	0
Theft - Shoplifting	5	4	3	0
Theft From Building	77	28	15	1
Theft From Coin Machine	0	0	0	0
Theft From Motor Vehicle	38	10	5	0
Theft of Motor Vehicle Parts	16	3	2	0
Theft - All Other Larceny	160	43	38	2
Crimes Against Society				
Drug/Narcotic Violations	69	68	61	11
Drug/Narcotic Equipment Violations	32	31	16	1
Gambling - Betting/Wagering	0	0	0	0
Gambling - Operating/Promoting	0	0	0	0
Gambling - Equipment Violations	0	0	0	0
Gambling - Sports Tampering	0	0	0	0
Pornography/Obscene Material	0	0	0	0
Prostitution	0	0	0	0
Prostitution Assisting/Promoting	0	0	0	0
Purchasing Prostitution	0	0	0	0
Weapon Law Violations	4	3	1	0
Total Group A Offenses	1,021	464	319	32



2014 Population Estimate	N/A
Offense Overview	
Offense Total	749
Number Cleared	382
Percent Cleared	51.00 %
Group A Crimes per 100,000 population	N/A
Arrest Overview	
Total Arrests	773
Adult Arrests	755
Juvenile Arrests	18
Unknown Age	0
Arrests per 100,000 population	N/A
Average number offenses/incident	1.18

Domestic Violence Victims		
Offense	Reported	Cleared
Murder	0	0
Aggravated Assault	26	23
Simple Assault	83	69
Intimidation	29	21
Stalking	0	0
Forcible Rape	0	0
Forcible Sodomy	1	0
Sexual Assault W/Object	0	0
Forcible Fondling	0	0
Incest	0	0
Statutory Rape	1	0
Kidnapping/Abduction	1	1
Total	141	114

TIBRS Group B Arrests		
Offense	Adult	Juvenile
Bad Checks	5	0
Curfew/Vagrancy	0	0
Disorderly Conduct	3	1
DUI	52	0
Drunkenness	28	0
Family-Non Violent	35	0
Liquor Law Violations	10	0
Peeping Tom	0	0
Trespass	5	0
All Other Offenses	337	0
Total Group B	475	1

TIBRS Group A Offenses	Offenses		Arrests	
	Reported	Cleared	Adult	Juvenile
Crimes Against Persons				
Murder	0	0	0	0
Negligent Manslaughter	0	0	0	0
Kidnapping/Abduction	4	3	3	0
Forcible Rape	2	0	0	0
Forcible Sodomy	2	0	0	0
Sexual Assault W/Object	1	0	0	0
Forcible Fondling	3	1	1	0
Incest	0	0	0	0
Statutory Rape	2	1	1	0
Aggravated Assault	51	40	31	3
Simple Assault	125	100	83	10
Intimidation	49	24	20	1
Stalking	2	0	0	0
Commercial Sex Acts	0	0	0	0
Involuntary Servitude	0	0	0	0
Crimes Against Property				
Arson	1	0	0	0
Bribery	0	0	0	0
Burglary	84	25	14	0
Counterfeiting/Forgery	8	4	2	0
Destruction/Damage/Vandalism	78	26	12	1
Embezzlement	0	0	0	0
Extortion/Blackmail	1	0	0	0
Fraud - False Pretenses	11	5	2	0
Fraud - Credit Card/ATM	7	2	1	0
Fraud - Impersonation	9	3	2	0
Fraud - Welfare	0	0	0	0
Fraud - Wire	0	0	0	0
Motor Vehicle Theft	20	5	4	0
Robbery	1	1	1	0
Stolen Property Offenses	5	4	3	0
Theft - Pocket-picking	0	0	0	0
Theft - Purse Snatching	0	0	0	0
Theft - Shoplifting	4	2	2	0
Theft From Building	35	5	6	0
Theft From Coin Machine	1	0	0	0
Theft From Motor Vehicle	15	6	5	0
Theft of Motor Vehicle Parts	8	1	0	0
Theft - All Other Larceny	57	10	5	2
Crimes Against Society				
Drug/Narcotic Violations	115	76	63	0
Drug/Narcotic Equipment Violations	37	32	15	0
Gambling - Betting/Wagering	0	0	0	0
Gambling - Operating/Promoting	0	0	0	0
Gambling - Equipment Violations	0	0	0	0
Gambling - Sports Tampering	0	0	0	0
Pornography/Obscene Material	2	1	1	0
Prostitution	0	0	0	0
Prostitution Assisting/Promoting	0	0	0	0
Purchasing Prostitution	0	0	0	0
Weapon Law Violations	9	5	3	0
Total Group A Offenses	749	382	280	17



2014 Population Estimate	N/A
Offense Overview	
Offense Total	11,015
Number Cleared	5,339
Percent Cleared	48.47 %
Group A Crimes per 100,000 population	N/A
Arrest Overview	
Total Arrests	8,002
Adult Arrests	7,644
Juvenile Arrests	358
Unknown Age	0
Arrests per 100,000 population	N/A
Average number offenses/incident	1.14

Domestic Violence Victims		
Offense	Reported	Cleared
Murder	0	0
Aggravated Assault	274	256
Simple Assault	1,223	1,162
Intimidation	281	254
Stalking	10	6
Forcible Rape	1	1
Forcible Sodomy	4	0
Sexual Assault W/Object	3	1
Forcible Fondling	16	5
Incest	0	0
Statutory Rape	3	1
Kidnapping/Abduction	2	2
Total	1,817	1,688

TIBRS Group B Arrests		
Offense	Adult	Juvenile
Bad Checks	13	0
Curfew/Vagrancy	4	0
Disorderly Conduct	57	7
DUI	556	3
Drunkenness	373	2
Family-Non Violent	78	0
Liquor Law Violations	73	27
Peeping Tom	0	0
Trespass	53	1
All Other Offenses	3,833	31
Total Group B	5,040	71

TIBRS Group A Offenses	Offenses		Arrests	
	Reported	Cleared	Adult	Juvenile
Crimes Against Persons				
Murder	0	0	0	0
Negligent Manslaughter	0	0	0	0
Kidnapping/Abduction	8	8	0	0
Forcible Rape	12	9	0	0
Forcible Sodomy	6	1	1	0
Sexual Assault W/Object	4	2	1	0
Forcible Fondling	29	13	3	2
Incest	0	0	0	0
Statutory Rape	8	1	1	0
Aggravated Assault	531	462	195	23
Simple Assault	1,644	1,509	524	99
Intimidation	636	506	39	10
Stalking	14	9	4	0
Commercial Sex Acts	0	0	0	0
Involuntary Servitude	0	0	0	0
Crimes Against Property				
Arson	26	6	2	2
Bribery	0	0	0	0
Burglary	1,115	184	93	13
Counterfeiting/Forgery	45	12	4	0
Destruction/Damage/Vandalism	797	226	48	10
Embezzlement	58	31	21	3
Extortion/Blackmail	3	3	1	0
Fraud - False Pretenses	203	67	34	0
Fraud - Credit Card/ATM	84	22	6	1
Fraud - Impersonation	91	20	22	0
Fraud - Welfare	0	0	0	0
Fraud - Wire	17	4	0	0
Motor Vehicle Theft	437	116	52	3
Robbery	66	38	30	3
Stolen Property Offenses	43	43	34	1
Theft - Pocket-picking	2	0	0	0
Theft - Purse Snatching	1	1	1	0
Theft - Shoplifting	709	519	576	40
Theft From Building	1,084	262	96	6
Theft From Coin Machine	2	0	0	0
Theft From Motor Vehicle	1,215	166	50	7
Theft of Motor Vehicle Parts	245	14	6	0
Theft - All Other Larceny	895	116	56	2
Crimes Against Society				
Drug/Narcotic Violations	449	444	482	46
Drug/Narcotic Equipment Violations	387	381	131	7
Gambling - Betting/Wagering	0	0	0	0
Gambling - Operating/Promoting	0	0	0	0
Gambling - Equipment Violations	0	0	0	0
Gambling - Sports Tampering	0	0	0	0
Pornography/Obscene Material	4	0	0	0
Prostitution	32	32	38	0
Prostitution Assisting/Promoting	0	0	0	0
Purchasing Prostitution	28	28	28	0
Weapon Law Violations	85	84	25	9
Total Group A Offenses	11,015	5,339	2,604	287



2014 Population Estimate	N/A
Offense Overview	
Offense Total	22
Number Cleared	15
Percent Cleared	68.18 %
Group A Crimes per 100,000 population	N/A
Arrest Overview	
Total Arrests	275
Adult Arrests	274
Juvenile Arrests	1
Unknown Age	0
Arrests per 100,000 population	N/A
Average number offenses/incident	1.05

Domestic Violence Victims		
Offense	Reported	Cleared
Murder	0	0
Aggravated Assault	0	0
Simple Assault	2	2
Intimidation	0	0
Stalking	0	0
Forcible Rape	0	0
Forcible Sodomy	0	0
Sexual Assault W/Object	0	0
Forcible Fondling	0	0
Incest	0	0
Statutory Rape	0	0
Kidnapping/Abduction	0	0
Total	2	2

TIBRS Group B Arrests		
Offense	Adult	Juvenile
Bad Checks	9	0
Curfew/Vagrancy	0	0
Disorderly Conduct	4	1
DUI	2	0
Drunkenness	4	0
Family-Non Violent	1	0
Liquor Law Violations	0	0
Peeping Tom	0	0
Trespass	9	0
All Other Offenses	228	0
Total Group B	257	1

TIBRS Group A Offenses	Offenses		Arrests	
	Reported	Cleared	Adult	Juvenile
Crimes Against Persons				
Murder	0	0	0	0
Negligent Manslaughter	0	0	0	0
Kidnapping/Abduction	0	0	0	0
Forcible Rape	3	3	2	0
Forcible Sodomy	0	0	0	0
Sexual Assault W/Object	0	0	0	0
Forcible Fondling	0	0	0	0
Incest	0	0	0	0
Statutory Rape	0	0	0	0
Aggravated Assault	1	1	1	0
Simple Assault	4	4	4	0
Intimidation	0	0	0	0
Stalking	0	0	0	0
Commercial Sex Acts	0	0	0	0
Involuntary Servitude	0	0	0	0
Crimes Against Property				
Arson	0	0	0	0
Bribery	0	0	0	0
Burglary	2	0	0	0
Counterfeiting/Forgery	2	2	2	0
Destruction/Damage/Vandalism	2	0	0	0
Embezzlement	0	0	0	0
Extortion/Blackmail	0	0	0	0
Fraud - False Pretenses	0	0	0	0
Fraud - Credit Card/ATM	0	0	0	0
Fraud - Impersonation	0	0	0	0
Fraud - Welfare	0	0	0	0
Fraud - Wire	0	0	0	0
Motor Vehicle Theft	1	0	0	0
Robbery	0	0	0	0
Stolen Property Offenses	0	0	0	0
Theft - Pocket-picking	0	0	0	0
Theft - Purse Snatching	0	0	0	0
Theft - Shoplifting	0	0	0	0
Theft From Building	0	0	0	0
Theft From Coin Machine	0	0	0	0
Theft From Motor Vehicle	1	0	0	0
Theft of Motor Vehicle Parts	0	0	0	0
Theft - All Other Larceny	1	0	0	0
Crimes Against Society				
Drug/Narcotic Violations	5	5	8	0
Drug/Narcotic Equipment Violations	0	0	0	0
Gambling - Betting/Wagering	0	0	0	0
Gambling - Operating/Promoting	0	0	0	0
Gambling - Equipment Violations	0	0	0	0
Gambling - Sports Tampering	0	0	0	0
Pornography/Obscene Material	0	0	0	0
Prostitution	0	0	0	0
Prostitution Assisting/Promoting	0	0	0	0
Purchasing Prostitution	0	0	0	0
Weapon Law Violations	0	0	0	0
Total Group A Offenses	22	15	17	0



2014 Population Estimate	N/A
Offense Overview	
Offense Total	774
Number Cleared	243
Percent Cleared	31.40 %
Group A Crimes per 100,000 population	N/A
Arrest Overview	
Total Arrests	904
Adult Arrests	890
Juvenile Arrests	14
Unknown Age	0
Arrests per 100,000 population	N/A
Average number offenses/incident	1.13

Domestic Violence Victims		
Offense	Reported	Cleared
Murder	0	0
Aggravated Assault	16	15
Simple Assault	78	61
Intimidation	21	3
Stalking	0	0
Forcible Rape	1	0
Forcible Sodomy	0	0
Sexual Assault W/Object	0	0
Forcible Fondling	0	0
Incest	2	2
Statutory Rape	0	0
Kidnapping/Abduction	1	1
Total	119	82

TIBRS Group B Arrests		
Offense	Adult	Juvenile
Bad Checks	63	0
Curfew/Vagrancy	0	0
Disorderly Conduct	2	3
DUI	43	0
Drunkenness	6	0
Family-Non Violent	6	0
Liquor Law Violations	0	1
Peeping Tom	0	0
Trespass	1	0
All Other Offenses	544	0
Total Group B	665	4

TIBRS Group A Offenses	Offenses		Arrests	
	Reported	Cleared	Adult	Juvenile
Crimes Against Persons				
Murder	0	0	0	0
Negligent Manslaughter	0	0	0	0
Kidnapping/Abduction	2	1	0	0
Forcible Rape	1	0	0	0
Forcible Sodomy	0	0	0	0
Sexual Assault W/Object	0	0	0	0
Forcible Fondling	0	0	0	0
Incest	2	2	2	0
Statutory Rape	0	0	0	0
Aggravated Assault	46	27	23	1
Simple Assault	104	77	70	2
Intimidation	61	3	3	0
Stalking	1	1	1	0
Commercial Sex Acts	0	0	0	0
Involuntary Servitude	0	0	0	0
Crimes Against Property				
Arson	2	0	0	0
Bribery	0	0	0	0
Burglary	103	9	10	0
Counterfeiting/Forgery	6	2	2	1
Destruction/Damage/Vandalism	103	39	34	0
Embezzlement	0	0	0	0
Extortion/Blackmail	0	0	0	0
Fraud - False Pretenses	5	0	0	0
Fraud - Credit Card/ATM	5	1	2	0
Fraud - Impersonation	9	1	1	0
Fraud - Welfare	0	0	0	0
Fraud - Wire	5	0	0	0
Motor Vehicle Theft	56	4	4	0
Robbery	3	1	1	0
Stolen Property Offenses	0	0	0	0
Theft - Pocket-picking	2	0	0	0
Theft - Purse Snatching	0	0	0	0
Theft - Shoplifting	0	0	0	0
Theft From Building	64	4	2	1
Theft From Coin Machine	0	0	0	0
Theft From Motor Vehicle	30	0	0	0
Theft of Motor Vehicle Parts	23	1	1	0
Theft - All Other Larceny	75	4	3	0
Crimes Against Society				
Drug/Narcotic Violations	40	40	47	5
Drug/Narcotic Equipment Violations	19	19	14	0
Gambling - Betting/Wagering	0	0	0	0
Gambling - Operating/Promoting	0	0	0	0
Gambling - Equipment Violations	0	0	0	0
Gambling - Sports Tampering	0	0	0	0
Pornography/Obscene Material	0	0	0	0
Prostitution	0	0	0	0
Prostitution Assisting/Promoting	0	0	0	0
Purchasing Prostitution	0	0	0	0
Weapon Law Violations	7	7	5	0
Total Group A Offenses	774	243	225	10



Lawrence County Sheriff's Office - 2015

2014 Population Estimate	N/A
Offense Overview	
Offense Total	780
Number Cleared	271
Percent Cleared	34.74 %
Group A Crimes per 100,000 population	N/A
Arrest Overview	
Total Arrests	835
Adult Arrests	828
Juvenile Arrests	7
Unknown Age	0
Arrests per 100,000 population	N/A
Average number offenses/incident	1.29

Domestic Violence Victims		
Offense	Reported	Cleared
Murder	1	0
Aggravated Assault	30	20
Simple Assault	74	54
Intimidation	36	16
Stalking	0	0
Forcible Rape	3	1
Forcible Sodomy	0	0
Sexual Assault W/Object	0	0
Forcible Fondling	4	1
Incest	0	0
Statutory Rape	1	0
Kidnapping/Abduction	3	3
Total	152	95

TIBRS Group B Arrests		
Offense	Adult	Juvenile
Bad Checks	5	0
Curfew/Vagrancy	0	0
Disorderly Conduct	1	1
DUI	8	0
Drunkenness	16	0
Family-Non Violent	3	0
Liquor Law Violations	0	0
Peeping Tom	0	0
Trespass	6	0
All Other Offenses	611	1
Total Group B	650	2

TIBRS Group A Offenses	Offenses		Arrests	
	Reported	Cleared	Adult	Juvenile
Crimes Against Persons				
Murder	1	0	0	0
Negligent Manslaughter	0	0	0	0
Kidnapping/Abduction	3	3	2	0
Forcible Rape	6	1	0	0
Forcible Sodomy	1	0	0	0
Sexual Assault W/Object	0	0	0	0
Forcible Fondling	8	3	0	0
Incest	0	0	0	0
Statutory Rape	2	1	1	0
Aggravated Assault	46	24	19	0
Simple Assault	102	67	43	3
Intimidation	85	20	15	0
Stalking	1	1	0	0
Commercial Sex Acts	0	0	0	0
Involuntary Servitude	0	0	0	0
Crimes Against Property				
Arson	0	0	0	0
Bribery	0	0	0	0
Burglary	94	8	5	0
Counterfeiting/Forgery	10	2	0	0
Destruction/Damage/Vandalism	102	23	13	1
Embezzlement	0	0	0	0
Extortion/Blackmail	0	0	0	0
Fraud - False Pretenses	10	1	0	0
Fraud - Credit Card/ATM	8	0	0	0
Fraud - Impersonation	16	3	2	0
Fraud - Welfare	0	0	0	0
Fraud - Wire	1	0	0	0
Motor Vehicle Theft	23	3	1	0
Robbery	0	0	0	0
Stolen Property Offenses	0	0	0	0
Theft - Pocket-picking	0	0	0	0
Theft - Purse Snatching	0	0	0	0
Theft - Shoplifting	5	2	1	0
Theft From Building	37	6	5	0
Theft From Coin Machine	0	0	0	0
Theft From Motor Vehicle	22	2	0	0
Theft of Motor Vehicle Parts	5	0	0	0
Theft - All Other Larceny	70	11	8	0
Crimes Against Society				
Drug/Narcotic Violations	73	52	58	1
Drug/Narcotic Equipment Violations	42	32	5	0
Gambling - Betting/Wagering	0	0	0	0
Gambling - Operating/Promoting	0	0	0	0
Gambling - Equipment Violations	0	0	0	0
Gambling - Sports Tampering	0	0	0	0
Pornography/Obscene Material	0	0	0	0
Prostitution	0	0	0	0
Prostitution Assisting/Promoting	0	0	0	0
Purchasing Prostitution	0	0	0	0
Weapon Law Violations	7	6	0	0
Total Group A Offenses	780	271	178	5



2014 Population Estimate	N/A
Offense Overview	
Offense Total	362
Number Cleared	93
Percent Cleared	25.69 %
Group A Crimes per 100,000 population	N/A
Arrest Overview	
Total Arrests	348
Adult Arrests	347
Juvenile Arrests	1
Unknown Age	0
Arrests per 100,000 population	N/A
Average number offenses/incident	1.16

Domestic Violence Victims		
Offense	Reported	Cleared
Murder	1	0
Aggravated Assault	23	16
Simple Assault	28	13
Intimidation	1	0
Stalking	0	0
Forcible Rape	1	0
Forcible Sodomy	0	0
Sexual Assault W/Object	0	0
Forcible Fondling	1	0
Incest	2	0
Statutory Rape	0	0
Kidnapping/Abduction	3	3
Total	60	32

TIBRS Group B Arrests		
Offense	Adult	Juvenile
Bad Checks	8	0
Curfew/Vagrancy	0	0
Disorderly Conduct	3	0
DUI	5	0
Drunkenness	0	0
Family-Non Violent	0	0
Liquor Law Violations	0	0
Peeping Tom	0	0
Trespass	3	0
All Other Offenses	266	0
Total Group B	285	0

TIBRS Group A Offenses	Offenses		Arrests	
	Reported	Cleared	Adult	Juvenile
Crimes Against Persons				
Murder	1	0	0	0
Negligent Manslaughter	1	1	1	0
Kidnapping/Abduction	3	3	0	0
Forcible Rape	1	0	0	0
Forcible Sodomy	1	0	0	0
Sexual Assault W/Object	0	0	0	0
Forcible Fondling	2	0	0	0
Incest	2	0	0	0
Statutory Rape	0	0	0	0
Aggravated Assault	30	19	11	1
Simple Assault	41	21	16	0
Intimidation	8	1	1	0
Stalking	0	0	0	0
Commercial Sex Acts	0	0	0	0
Involuntary Servitude	0	0	0	0
Crimes Against Property				
Arson	5	0	0	0
Bribery	0	0	0	0
Burglary	48	4	3	0
Counterfeiting/Forgery	1	0	0	0
Destruction/Damage/Vandalism	50	8	5	0
Embezzlement	0	0	0	0
Extortion/Blackmail	0	0	0	0
Fraud - False Pretenses	1	0	0	0
Fraud - Credit Card/ATM	7	0	0	0
Fraud - Impersonation	2	0	0	0
Fraud - Welfare	0	0	0	0
Fraud - Wire	0	0	0	0
Motor Vehicle Theft	11	2	3	0
Robbery	1	1	2	0
Stolen Property Offenses	0	0	0	0
Theft - Pocket-picking	0	0	0	0
Theft - Purse Snatching	0	0	0	0
Theft - Shoplifting	1	1	1	0
Theft From Building	2	0	0	0
Theft From Coin Machine	0	0	0	0
Theft From Motor Vehicle	10	0	0	0
Theft of Motor Vehicle Parts	3	0	0	0
Theft - All Other Larceny	102	6	9	0
Crimes Against Society				
Drug/Narcotic Violations	16	14	6	0
Drug/Narcotic Equipment Violations	11	11	3	0
Gambling - Betting/Wagering	0	0	0	0
Gambling - Operating/Promoting	0	0	0	0
Gambling - Equipment Violations	0	0	0	0
Gambling - Sports Tampering	0	0	0	0
Pornography/Obscene Material	0	0	0	0
Prostitution	0	0	0	0
Prostitution Assisting/Promoting	0	0	0	0
Purchasing Prostitution	0	0	0	0
Weapon Law Violations	1	1	1	0
Total Group A Offenses	362	93	62	1



2014 Population Estimate	N/A
Offense Overview	
Offense Total	1,132
Number Cleared	334
Percent Cleared	29.51 %
Group A Crimes per 100,000 population	N/A
Arrest Overview	
Total Arrests	763
Adult Arrests	726
Juvenile Arrests	37
Unknown Age	0
Arrests per 100,000 population	N/A
Average number offenses/incident	1.18

Domestic Violence Victims		
Offense	Reported	Cleared
Murder	1	1
Aggravated Assault	57	29
Simple Assault	162	72
Intimidation	41	6
Stalking	0	0
Forcible Rape	1	0
Forcible Sodomy	3	1
Sexual Assault W/Object	0	0
Forcible Fondling	2	0
Incest	0	0
Statutory Rape	0	0
Kidnapping/Abduction	1	0
Total	268	109

TIBRS Group B Arrests		
Offense	Adult	Juvenile
Bad Checks	1	0
Curfew/Vagrancy	0	0
Disorderly Conduct	18	2
DUI	31	0
Drunkenness	15	2
Family-Non Violent	0	0
Liquor Law Violations	5	2
Peeping Tom	0	0
Trespass	3	1
All Other Offenses	404	7
Total Group B	477	14

TIBRS Group A Offenses	Offenses		Arrests	
	Reported	Cleared	Adult	Juvenile
Crimes Against Persons				
Murder	1	1	0	0
Negligent Manslaughter	0	0	0	0
Kidnapping/Abduction	1	0	0	0
Forcible Rape	1	0	0	0
Forcible Sodomy	4	1	0	0
Sexual Assault W/Object	0	0	0	0
Forcible Fondling	3	0	0	0
Incest	0	0	0	0
Statutory Rape	1	0	0	0
Aggravated Assault	116	63	37	8
Simple Assault	201	84	69	6
Intimidation	99	14	11	3
Stalking	0	0	0	0
Commercial Sex Acts	0	0	0	0
Involuntary Servitude	0	0	0	0
Crimes Against Property				
Arson	6	1	0	0
Bribery	0	0	0	0
Burglary	162	16	18	0
Counterfeiting/Forgery	7	2	1	0
Destruction/Damage/Vandalism	125	12	10	1
Embezzlement	1	1	1	0
Extortion/Blackmail	0	0	0	0
Fraud - False Pretenses	13	3	1	0
Fraud - Credit Card/ATM	14	0	0	0
Fraud - Impersonation	26	3	5	0
Fraud - Welfare	0	0	0	0
Fraud - Wire	1	1	0	0
Motor Vehicle Theft	23	2	1	0
Robbery	2	0	0	0
Stolen Property Offenses	0	0	0	0
Theft - Pocket-picking	0	0	0	0
Theft - Purse Snatching	0	0	0	0
Theft - Shoplifting	11	4	4	0
Theft From Building	55	5	3	0
Theft From Coin Machine	0	0	0	0
Theft From Motor Vehicle	35	1	1	0
Theft of Motor Vehicle Parts	21	0	0	0
Theft - All Other Larceny	71	9	10	1
Crimes Against Society				
Drug/Narcotic Violations	63	52	68	2
Drug/Narcotic Equipment Violations	45	37	4	0
Gambling - Betting/Wagering	0	0	0	0
Gambling - Operating/Promoting	0	0	0	0
Gambling - Equipment Violations	0	0	0	0
Gambling - Sports Tampering	0	0	0	0
Pornography/Obscene Material	1	1	0	0
Prostitution	0	0	0	0
Prostitution Assisting/Promoting	0	0	0	0
Purchasing Prostitution	0	0	0	0
Weapon Law Violations	23	21	5	2
Total Group A Offenses	1,132	334	249	23



2014 Population Estimate	N/A
Offense Overview	
Offense Total	1,407
Number Cleared	611
Percent Cleared	43.43 %
Group A Crimes per 100,000 population	N/A
Arrest Overview	
Total Arrests	1,361
Adult Arrests	1,291
Juvenile Arrests	70
Unknown Age	0
Arrests per 100,000 population	N/A
Average number offenses/incident	1.20

Domestic Violence Victims		
Offense	Reported	Cleared
Murder	0	0
Aggravated Assault	41	35
Simple Assault	84	63
Intimidation	50	17
Stalking	1	0
Forcible Rape	0	0
Forcible Sodomy	0	0
Sexual Assault W/Object	0	0
Forcible Fondling	1	1
Incest	0	0
Statutory Rape	2	1
Kidnapping/Abduction	0	0
Total	179	117

TIBRS Group B Arrests		
Offense	Adult	Juvenile
Bad Checks	0	0
Curfew/Vagrancy	0	0
Disorderly Conduct	5	6
DUI	120	0
Drunkenness	60	2
Family-Non Violent	1	0
Liquor Law Violations	10	14
Peeping Tom	0	0
Trespass	9	0
All Other Offenses	648	13
Total Group B	853	35

TIBRS Group A Offenses	Offenses		Arrests	
	Reported	Cleared	Adult	Juvenile
Crimes Against Persons				
Murder	1	1	1	0
Negligent Manslaughter	0	0	0	0
Kidnapping/Abduction	10	10	5	0
Forcible Rape	1	1	1	0
Forcible Sodomy	1	1	1	0
Sexual Assault W/Object	0	0	0	0
Forcible Fondling	2	1	1	0
Incest	0	0	0	0
Statutory Rape	2	1	1	0
Aggravated Assault	80	61	42	1
Simple Assault	139	97	68	10
Intimidation	104	19	13	2
Stalking	3	1	1	0
Commercial Sex Acts	0	0	0	0
Involuntary Servitude	0	0	0	0
Crimes Against Property				
Arson	3	2	3	0
Bribery	0	0	0	0
Burglary	99	12	14	0
Counterfeiting/Forgery	8	5	4	0
Destruction/Damage/Vandalism	137	23	13	3
Embezzlement	0	0	0	0
Extortion/Blackmail	0	0	0	0
Fraud - False Pretenses	51	7	3	0
Fraud - Credit Card/ATM	11	0	0	0
Fraud - Impersonation	21	0	0	0
Fraud - Welfare	0	0	0	0
Fraud - Wire	1	1	1	0
Motor Vehicle Theft	42	11	9	1
Robbery	1	0	0	0
Stolen Property Offenses	0	0	0	0
Theft - Pocket-picking	0	0	0	0
Theft - Purse Snatching	1	0	0	0
Theft - Shoplifting	0	0	0	0
Theft From Building	133	12	11	1
Theft From Coin Machine	1	0	0	0
Theft From Motor Vehicle	72	7	10	0
Theft of Motor Vehicle Parts	20	1	1	0
Theft - All Other Larceny	85	3	2	0
Crimes Against Society				
Drug/Narcotic Violations	196	176	180	13
Drug/Narcotic Equipment Violations	150	131	43	0
Gambling - Betting/Wagering	0	0	0	0
Gambling - Operating/Promoting	0	0	0	0
Gambling - Equipment Violations	0	0	0	0
Gambling - Sports Tampering	0	0	0	0
Pornography/Obscene Material	6	3	2	1
Prostitution	0	0	0	0
Prostitution Assisting/Promoting	0	0	0	0
Purchasing Prostitution	0	0	0	0
Weapon Law Violations	26	24	8	3
Total Group A Offenses	1,407	611	438	35



2014 Population Estimate	N/A
Offense Overview	
Offense Total	473
Number Cleared	283
Percent Cleared	59.83 %
Group A Crimes per 100,000 population	N/A
Arrest Overview	
Total Arrests	856
Adult Arrests	843
Juvenile Arrests	13
Unknown Age	0
Arrests per 100,000 population	N/A
Average number offenses/incident	1.16

Domestic Violence Victims		
Offense	Reported	Cleared
Murder	0	0
Aggravated Assault	18	16
Simple Assault	58	57
Intimidation	4	3
Stalking	0	0
Forcible Rape	0	0
Forcible Sodomy	0	0
Sexual Assault W/Object	0	0
Forcible Fondling	0	0
Incest	0	0
Statutory Rape	0	0
Kidnapping/Abduction	0	0
Total	80	76

TIBRS Group B Arrests		
Offense	Adult	Juvenile
Bad Checks	6	0
Curfew/Vagrancy	0	0
Disorderly Conduct	1	0
DUI	34	0
Drunkenness	19	0
Family-Non Violent	10	0
Liquor Law Violations	1	2
Peeping Tom	0	0
Trespass	6	0
All Other Offenses	536	11
Total Group B	613	13

TIBRS Group A Offenses	Offenses		Arrests	
	Reported	Cleared	Adult	Juvenile
Crimes Against Persons				
Murder	1	1	1	0
Negligent Manslaughter	0	0	0	0
Kidnapping/Abduction	1	1	0	0
Forcible Rape	1	0	0	0
Forcible Sodomy	0	0	0	0
Sexual Assault W/Object	0	0	0	0
Forcible Fondling	0	0	0	0
Incest	0	0	0	0
Statutory Rape	1	1	1	0
Aggravated Assault	41	31	27	0
Simple Assault	107	100	97	0
Intimidation	17	11	10	0
Stalking	0	0	0	0
Commercial Sex Acts	0	0	0	0
Involuntary Servitude	0	0	0	0
Crimes Against Property				
Arson	2	1	1	0
Bribery	0	0	0	0
Burglary	51	17	17	0
Counterfeiting/Forgery	8	7	6	0
Destruction/Damage/Vandalism	61	11	3	0
Embezzlement	0	0	0	0
Extortion/Blackmail	0	0	0	0
Fraud - False Pretenses	1	1	1	0
Fraud - Credit Card/ATM	1	0	0	0
Fraud - Impersonation	0	0	0	0
Fraud - Welfare	0	0	0	0
Fraud - Wire	0	0	0	0
Motor Vehicle Theft	22	9	8	0
Robbery	0	0	0	0
Stolen Property Offenses	0	0	0	0
Theft - Pocket-picking	2	2	2	0
Theft - Purse Snatching	0	0	0	0
Theft - Shoplifting	0	0	0	0
Theft From Building	14	2	2	0
Theft From Coin Machine	0	0	0	0
Theft From Motor Vehicle	13	4	3	0
Theft of Motor Vehicle Parts	3	0	0	0
Theft - All Other Larceny	55	13	9	0
Crimes Against Society				
Drug/Narcotic Violations	44	44	37	0
Drug/Narcotic Equipment Violations	25	25	3	0
Gambling - Betting/Wagering	0	0	0	0
Gambling - Operating/Promoting	0	0	0	0
Gambling - Equipment Violations	0	0	0	0
Gambling - Sports Tampering	0	0	0	0
Pornography/Obscene Material	0	0	0	0
Prostitution	0	0	0	0
Prostitution Assisting/Promoting	0	0	0	0
Purchasing Prostitution	0	0	0	0
Weapon Law Violations	2	2	2	0
Total Group A Offenses	473	283	230	0



2014 Population Estimate	N/A
Offense Overview	
Offense Total	1,830
Number Cleared	894
Percent Cleared	48.85 %
Group A Crimes per 100,000 population	N/A
Arrest Overview	
Total Arrests	2,400
Adult Arrests	2,157
Juvenile Arrests	243
Unknown Age	0
Arrests per 100,000 population	N/A
Average number offenses/incident	1.21

Domestic Violence Victims		
Offense	Reported	Cleared
Murder	0	0
Aggravated Assault	58	55
Simple Assault	210	168
Intimidation	42	23
Stalking	3	1
Forcible Rape	1	0
Forcible Sodomy	0	0
Sexual Assault W/Object	0	0
Forcible Fondling	4	2
Incest	0	0
Statutory Rape	2	1
Kidnapping/Abduction	2	2
Total	322	252

TIBRS Group B Arrests		
Offense	Adult	Juvenile
Bad Checks	138	0
Curfew/Vagrancy	0	0
Disorderly Conduct	13	121
DUI	93	1
Drunkenness	35	0
Family-Non Violent	0	0
Liquor Law Violations	14	2
Peeping Tom	0	0
Trespass	4	0
All Other Offenses	1,366	9
Total Group B	1,663	133

TIBRS Group A Offenses	Offenses		Arrests	
	Reported	Cleared	Adult	Juvenile
Crimes Against Persons				
Murder	1	0	0	0
Negligent Manslaughter	0	0	0	0
Kidnapping/Abduction	2	2	5	0
Forcible Rape	6	2	1	0
Forcible Sodomy	2	1	0	0
Sexual Assault W/Object	0	0	0	0
Forcible Fondling	9	5	1	1
Incest	0	0	0	0
Statutory Rape	5	3	3	0
Aggravated Assault	113	94	54	5
Simple Assault	396	268	118	38
Intimidation	119	59	5	3
Stalking	8	2	0	0
Commercial Sex Acts	0	0	0	0
Involuntary Servitude	0	0	0	0
Crimes Against Property				
Arson	2	1	0	1
Bribery	0	0	0	0
Burglary	236	43	31	13
Counterfeiting/Forgery	19	8	3	5
Destruction/Damage/Vandalism	209	68	40	4
Embezzlement	2	1	0	0
Extortion/Blackmail	0	0	0	0
Fraud - False Pretenses	19	0	0	0
Fraud - Credit Card/ATM	28	3	1	1
Fraud - Impersonation	21	10	8	0
Fraud - Welfare	0	0	0	0
Fraud - Wire	4	0	0	0
Motor Vehicle Theft	43	13	8	3
Robbery	8	1	4	0
Stolen Property Offenses	7	6	4	0
Theft - Pocket-picking	0	0	0	0
Theft - Purse Snatching	0	0	0	0
Theft - Shoplifting	18	6	4	1
Theft From Building	86	16	7	5
Theft From Coin Machine	0	0	0	0
Theft From Motor Vehicle	53	7	2	1
Theft of Motor Vehicle Parts	25	2	0	0
Theft - All Other Larceny	109	8	14	1
Crimes Against Society				
Drug/Narcotic Violations	160	151	150	25
Drug/Narcotic Equipment Violations	83	79	19	0
Gambling - Betting/Wagering	0	0	0	0
Gambling - Operating/Promoting	0	0	0	0
Gambling - Equipment Violations	0	0	0	0
Gambling - Sports Tampering	0	0	0	0
Pornography/Obscene Material	1	0	0	0
Prostitution	1	1	1	0
Prostitution Assisting/Promoting	0	0	0	0
Purchasing Prostitution	0	0	0	0
Weapon Law Violations	35	34	11	3
Total Group A Offenses	1,830	894	494	110



2014 Population Estimate	N/A
Offense Overview	
Offense Total	643
Number Cleared	257
Percent Cleared	39.97 %
Group A Crimes per 100,000 population	N/A
Arrest Overview	
Total Arrests	864
Adult Arrests	864
Juvenile Arrests	0
Unknown Age	0
Arrests per 100,000 population	N/A
Average number offenses/incident	1.13

Domestic Violence Victims		
Offense	Reported	Cleared
Murder	0	0
Aggravated Assault	14	10
Simple Assault	57	40
Intimidation	18	2
Stalking	0	0
Forcible Rape	0	0
Forcible Sodomy	0	0
Sexual Assault W/Object	0	0
Forcible Fondling	0	0
Incest	1	1
Statutory Rape	0	0
Kidnapping/Abduction	0	0
Total	90	53

TIBRS Group B Arrests		
Offense	Adult	Juvenile
Bad Checks	5	0
Curfew/Vagrancy	0	0
Disorderly Conduct	27	0
DUI	16	0
Drunkenness	20	0
Family-Non Violent	5	0
Liquor Law Violations	1	0
Peeping Tom	0	0
Trespass	8	0
All Other Offenses	538	0
Total Group B	620	0

TIBRS Group A Offenses	Offenses		Arrests	
	Reported	Cleared	Adult	Juvenile
Crimes Against Persons				
Murder	1	1	1	0
Negligent Manslaughter	0	0	0	0
Kidnapping/Abduction	0	0	0	0
Forcible Rape	0	0	0	0
Forcible Sodomy	0	0	0	0
Sexual Assault W/Object	0	0	0	0
Forcible Fondling	0	0	0	0
Incest	1	1	1	0
Statutory Rape	0	0	0	0
Aggravated Assault	51	32	26	0
Simple Assault	87	57	55	0
Intimidation	64	17	18	0
Stalking	1	1	1	0
Commercial Sex Acts	0	0	0	0
Involuntary Servitude	0	0	0	0
Crimes Against Property				
Arson	0	0	0	0
Bribery	0	0	0	0
Burglary	61	5	6	0
Counterfeiting/Forgery	3	2	2	0
Destruction/Damage/Vandalism	44	8	8	0
Embezzlement	0	0	0	0
Extortion/Blackmail	2	0	0	0
Fraud - False Pretenses	5	4	2	0
Fraud - Credit Card/ATM	6	0	0	0
Fraud - Impersonation	20	2	2	0
Fraud - Welfare	0	0	0	0
Fraud - Wire	1	0	0	0
Motor Vehicle Theft	50	5	3	0
Robbery	2	0	0	0
Stolen Property Offenses	0	0	0	0
Theft - Pocket-picking	0	0	0	0
Theft - Purse Snatching	1	0	0	0
Theft - Shoplifting	0	0	0	0
Theft From Building	3	2	2	0
Theft From Coin Machine	0	0	0	0
Theft From Motor Vehicle	25	3	2	0
Theft of Motor Vehicle Parts	8	0	0	0
Theft - All Other Larceny	90	19	21	0
Crimes Against Society				
Drug/Narcotic Violations	68	57	55	0
Drug/Narcotic Equipment Violations	46	39	37	0
Gambling - Betting/Wagering	0	0	0	0
Gambling - Operating/Promoting	0	0	0	0
Gambling - Equipment Violations	0	0	0	0
Gambling - Sports Tampering	0	0	0	0
Pornography/Obscene Material	0	0	0	0
Prostitution	0	0	0	0
Prostitution Assisting/Promoting	0	0	0	0
Purchasing Prostitution	0	0	0	0
Weapon Law Violations	3	2	2	0
Total Group A Offenses	643	257	244	0



2014 Population Estimate	N/A
Offense Overview	
Offense Total	307
Number Cleared	144
Percent Cleared	46.91 %
Group A Crimes per 100,000 population	N/A
Arrest Overview	
Total Arrests	432
Adult Arrests	419
Juvenile Arrests	13
Unknown Age	0
Arrests per 100,000 population	N/A
Average number offenses/incident	1.19

Domestic Violence Victims		
Offense	Reported	Cleared
Murder	0	0
Aggravated Assault	11	10
Simple Assault	55	44
Intimidation	4	3
Stalking	0	0
Forcible Rape	1	0
Forcible Sodomy	0	0
Sexual Assault W/Object	0	0
Forcible Fondling	5	4
Incest	0	0
Statutory Rape	0	0
Kidnapping/Abduction	0	0
Total	76	61

TIBRS Group B Arrests		
Offense	Adult	Juvenile
Bad Checks	11	0
Curfew/Vagrancy	0	0
Disorderly Conduct	4	0
DUI	34	0
Drunkenness	10	0
Family-Non Violent	21	0
Liquor Law Violations	6	5
Peeping Tom	0	0
Trespass	7	0
All Other Offenses	218	0
Total Group B	311	5

TIBRS Group A Offenses	Offenses		Arrests	
	Reported	Cleared	Adult	Juvenile
Crimes Against Persons				
Murder	0	0	0	0
Negligent Manslaughter	0	0	0	0
Kidnapping/Abduction	0	0	0	0
Forcible Rape	1	0	0	0
Forcible Sodomy	0	0	0	0
Sexual Assault W/Object	0	0	0	0
Forcible Fondling	6	4	4	0
Incest	0	0	0	0
Statutory Rape	2	1	1	0
Aggravated Assault	21	20	11	0
Simple Assault	84	58	51	1
Intimidation	8	3	2	0
Stalking	1	0	0	0
Commercial Sex Acts	0	0	0	0
Involuntary Servitude	0	0	0	0
Crimes Against Property				
Arson	1	0	0	0
Bribery	0	0	0	0
Burglary	19	5	5	0
Counterfeiting/Forgery	0	0	0	0
Destruction/Damage/Vandalism	29	7	1	0
Embezzlement	0	0	0	0
Extortion/Blackmail	0	0	0	0
Fraud - False Pretenses	11	0	0	0
Fraud - Credit Card/ATM	0	0	0	0
Fraud - Impersonation	1	0	0	0
Fraud - Welfare	0	0	0	0
Fraud - Wire	0	0	0	0
Motor Vehicle Theft	12	3	3	1
Robbery	0	0	0	0
Stolen Property Offenses	1	1	1	0
Theft - Pocket-picking	0	0	0	0
Theft - Purse Snatching	0	0	0	0
Theft - Shoplifting	0	0	0	0
Theft From Building	41	8	8	1
Theft From Coin Machine	0	0	0	0
Theft From Motor Vehicle	9	1	1	0
Theft of Motor Vehicle Parts	0	0	0	0
Theft - All Other Larceny	27	0	0	0
Crimes Against Society				
Drug/Narcotic Violations	18	18	9	4
Drug/Narcotic Equipment Violations	13	13	8	1
Gambling - Betting/Wagering	0	0	0	0
Gambling - Operating/Promoting	0	0	0	0
Gambling - Equipment Violations	0	0	0	0
Gambling - Sports Tampering	0	0	0	0
Pornography/Obscene Material	0	0	0	0
Prostitution	0	0	0	0
Prostitution Assisting/Promoting	0	0	0	0
Purchasing Prostitution	0	0	0	0
Weapon Law Violations	2	2	3	0
Total Group A Offenses	307	144	108	8



2014 Population Estimate	N/A
Offense Overview	
Offense Total	1,738
Number Cleared	692
Percent Cleared	39.82 %
Group A Crimes per 100,000 population	N/A
Arrest Overview	
Total Arrests	2,404
Adult Arrests	2,199
Juvenile Arrests	205
Unknown Age	0
Arrests per 100,000 population	N/A
Average number offenses/incident	1.17

Domestic Violence Victims		
Offense	Reported	Cleared
Murder	0	0
Aggravated Assault	43	39
Simple Assault	198	124
Intimidation	33	24
Stalking	0	0
Forcible Rape	2	1
Forcible Sodomy	1	0
Sexual Assault W/Object	0	0
Forcible Fondling	1	0
Incest	0	0
Statutory Rape	0	0
Kidnapping/Abduction	2	2
Total	280	190

TIBRS Group B Arrests		
Offense	Adult	Juvenile
Bad Checks	31	0
Curfew/Vagrancy	0	2
Disorderly Conduct	4	26
DUI	36	0
Drunkenness	31	1
Family-Non Violent	347	0
Liquor Law Violations	5	4
Peeping Tom	0	0
Trespass	11	0
All Other Offenses	1,285	22
Total Group B	1,750	55

TIBRS Group A Offenses	Offenses		Arrests	
	Reported	Cleared	Adult	Juvenile
Crimes Against Persons				
Murder	1	1	1	0
Negligent Manslaughter	0	0	0	0
Kidnapping/Abduction	3	2	1	0
Forcible Rape	12	2	0	1
Forcible Sodomy	3	0	0	0
Sexual Assault W/Object	0	0	0	0
Forcible Fondling	21	2	1	0
Incest	0	0	0	0
Statutory Rape	5	0	0	0
Aggravated Assault	94	64	46	6
Simple Assault	412	223	127	80
Intimidation	128	39	24	6
Stalking	12	5	5	0
Commercial Sex Acts	0	0	0	0
Involuntary Servitude	0	0	0	0
Crimes Against Property				
Arson	1	0	0	0
Bribery	0	0	0	0
Burglary	105	12	13	6
Counterfeiting/Forgery	4	1	2	0
Destruction/Damage/Vandalism	239	45	15	13
Embezzlement	2	0	0	0
Extortion/Blackmail	0	0	0	0
Fraud - False Pretenses	45	0	0	0
Fraud - Credit Card/ATM	27	1	1	0
Fraud - Impersonation	39	17	15	0
Fraud - Welfare	0	0	0	0
Fraud - Wire	0	0	0	0
Motor Vehicle Theft	40	8	5	1
Robbery	13	4	3	1
Stolen Property Offenses	5	3	4	0
Theft - Pocket-picking	0	0	0	0
Theft - Purse Snatching	0	0	0	0
Theft - Shoplifting	3	3	3	0
Theft From Building	117	16	6	7
Theft From Coin Machine	1	0	0	0
Theft From Motor Vehicle	48	4	4	0
Theft of Motor Vehicle Parts	18	0	0	0
Theft - All Other Larceny	99	8	9	0
Crimes Against Society				
Drug/Narcotic Violations	138	135	137	21
Drug/Narcotic Equipment Violations	78	76	22	2
Gambling - Betting/Wagering	0	0	0	0
Gambling - Operating/Promoting	0	0	0	0
Gambling - Equipment Violations	0	0	0	0
Gambling - Sports Tampering	0	0	0	0
Pornography/Obscene Material	4	1	0	1
Prostitution	0	0	0	0
Prostitution Assisting/Promoting	0	0	0	0
Purchasing Prostitution	0	0	0	0
Weapon Law Violations	21	20	5	5
Total Group A Offenses	1,738	692	449	150



2014 Population Estimate	N/A
Offense Overview	
Offense Total	1,387
Number Cleared	454
Percent Cleared	32.73 %
Group A Crimes per 100,000 population	N/A
Arrest Overview	
Total Arrests	918
Adult Arrests	878
Juvenile Arrests	40
Unknown Age	0
Arrests per 100,000 population	N/A
Average number offenses/incident	1.17

Domestic Violence Victims		
Offense	Reported	Cleared
Murder	0	0
Aggravated Assault	55	47
Simple Assault	99	61
Intimidation	13	2
Stalking	0	0
Forcible Rape	1	0
Forcible Sodomy	0	0
Sexual Assault W/Object	0	0
Forcible Fondling	0	0
Incest	0	0
Statutory Rape	0	0
Kidnapping/Abduction	3	3
Total	171	113

TIBRS Group B Arrests		
Offense	Adult	Juvenile
Bad Checks	1	0
Curfew/Vagrancy	0	0
Disorderly Conduct	9	7
DUI	25	0
Drunkenness	22	0
Family-Non Violent	2	0
Liquor Law Violations	0	0
Peeping Tom	0	0
Trespass	2	0
All Other Offenses	493	0
Total Group B	554	7

TIBRS Group A Offenses	Offenses		Arrests	
	Reported	Cleared	Adult	Juvenile
Crimes Against Persons				
Murder	0	0	0	0
Negligent Manslaughter	0	0	0	0
Kidnapping/Abduction	4	4	3	0
Forcible Rape	4	0	0	0
Forcible Sodomy	0	0	0	0
Sexual Assault W/Object	0	0	0	0
Forcible Fondling	4	3	1	1
Incest	0	0	0	0
Statutory Rape	2	0	0	0
Aggravated Assault	97	75	49	2
Simple Assault	181	93	62	20
Intimidation	53	4	3	0
Stalking	1	0	0	0
Commercial Sex Acts	0	0	0	0
Involuntary Servitude	0	0	0	0
Crimes Against Property				
Arson	5	1	0	0
Bribery	0	0	0	0
Burglary	222	26	35	0
Counterfeiting/Forgery	10	4	3	0
Destruction/Damage/Vandalism	93	12	8	0
Embezzlement	9	2	2	0
Extortion/Blackmail	0	0	0	0
Fraud - False Pretenses	4	1	0	0
Fraud - Credit Card/ATM	14	6	3	0
Fraud - Impersonation	5	2	1	0
Fraud - Welfare	0	0	0	0
Fraud - Wire	0	0	0	0
Motor Vehicle Theft	105	20	17	2
Robbery	2	0	0	0
Stolen Property Offenses	11	10	8	0
Theft - Pocket-picking	1	0	0	0
Theft - Purse Snatching	0	0	0	0
Theft - Shoplifting	4	0	0	0
Theft From Building	147	16	9	0
Theft From Coin Machine	0	0	0	0
Theft From Motor Vehicle	60	2	2	0
Theft of Motor Vehicle Parts	19	0	0	0
Theft - All Other Larceny	163	15	10	0
Crimes Against Society				
Drug/Narcotic Violations	98	92	95	7
Drug/Narcotic Equipment Violations	61	59	11	0
Gambling - Betting/Wagering	0	0	0	0
Gambling - Operating/Promoting	0	0	0	0
Gambling - Equipment Violations	0	0	0	0
Gambling - Sports Tampering	0	0	0	0
Pornography/Obscene Material	1	0	0	0
Prostitution	0	0	0	0
Prostitution Assisting/Promoting	0	0	0	0
Purchasing Prostitution	0	0	0	0
Weapon Law Violations	7	7	2	1
Total Group A Offenses	1,387	454	324	33



2014 Population Estimate	N/A
Offense Overview	
Offense Total	803
Number Cleared	317
Percent Cleared	39.48 %
Group A Crimes per 100,000 population	N/A
Arrest Overview	
Total Arrests	915
Adult Arrests	899
Juvenile Arrests	16
Unknown Age	0
Arrests per 100,000 population	N/A
Average number offenses/incident	1.14

Domestic Violence Victims		
Offense	Reported	Cleared
Murder	0	0
Aggravated Assault	36	31
Simple Assault	56	38
Intimidation	6	2
Stalking	3	0
Forcible Rape	4	1
Forcible Sodomy	1	1
Sexual Assault W/Object	1	1
Forcible Fondling	4	2
Incest	0	0
Statutory Rape	0	0
Kidnapping/Abduction	1	0
Total	112	76

TIBRS Group B Arrests		
Offense	Adult	Juvenile
Bad Checks	12	0
Curfew/Vagrancy	0	0
Disorderly Conduct	2	1
DUI	9	0
Drunkenness	12	1
Family-Non Violent	100	0
Liquor Law Violations	1	0
Peeping Tom	0	0
Trespass	4	0
All Other Offenses	461	4
Total Group B	601	6

TIBRS Group A Offenses	Offenses		Arrests	
	Reported	Cleared	Adult	Juvenile
Crimes Against Persons				
Murder	0	0	0	0
Negligent Manslaughter	0	0	0	0
Kidnapping/Abduction	3	2	0	0
Forcible Rape	6	2	2	0
Forcible Sodomy	1	1	1	0
Sexual Assault W/Object	1	1	0	0
Forcible Fondling	8	4	3	0
Incest	0	0	0	0
Statutory Rape	1	0	0	0
Aggravated Assault	67	52	55	0
Simple Assault	86	51	46	3
Intimidation	33	7	6	0
Stalking	4	0	0	0
Commercial Sex Acts	0	0	0	0
Involuntary Servitude	0	0	0	0
Crimes Against Property				
Arson	8	1	1	0
Bribery	0	0	0	0
Burglary	79	19	22	0
Counterfeiting/Forgery	8	6	4	0
Destruction/Damage/Vandalism	126	27	11	1
Embezzlement	1	0	0	0
Extortion/Blackmail	0	0	0	0
Fraud - False Pretenses	6	1	0	0
Fraud - Credit Card/ATM	6	1	2	0
Fraud - Impersonation	5	0	0	0
Fraud - Welfare	0	0	0	0
Fraud - Wire	1	0	0	0
Motor Vehicle Theft	33	7	7	0
Robbery	3	2	4	0
Stolen Property Offenses	0	0	0	0
Theft - Pocket-picking	0	0	0	0
Theft - Purse Snatching	0	0	0	0
Theft - Shoplifting	7	4	3	0
Theft From Building	79	13	16	1
Theft From Coin Machine	0	0	0	0
Theft From Motor Vehicle	19	3	1	0
Theft of Motor Vehicle Parts	5	0	0	0
Theft - All Other Larceny	106	20	21	2
Crimes Against Society				
Drug/Narcotic Violations	70	63	77	2
Drug/Narcotic Equipment Violations	26	25	13	1
Gambling - Betting/Wagering	0	0	0	0
Gambling - Operating/Promoting	0	0	0	0
Gambling - Equipment Violations	0	0	0	0
Gambling - Sports Tampering	0	0	0	0
Pornography/Obscene Material	0	0	0	0
Prostitution	0	0	0	0
Prostitution Assisting/Promoting	0	0	0	0
Purchasing Prostitution	0	0	0	0
Weapon Law Violations	5	5	3	0
Total Group A Offenses	803	317	298	10



2014 Population Estimate	N/A
Offense Overview	
Offense Total	585
Number Cleared	172
Percent Cleared	29.40 %
Group A Crimes per 100,000 population	N/A
Arrest Overview	
Total Arrests	465
Adult Arrests	464
Juvenile Arrests	1
Unknown Age	0
Arrests per 100,000 population	N/A
Average number offenses/incident	1.16

Domestic Violence Victims		
Offense	Reported	Cleared
Murder	3	1
Aggravated Assault	17	8
Simple Assault	59	30
Intimidation	4	1
Stalking	0	0
Forcible Rape	0	0
Forcible Sodomy	0	0
Sexual Assault W/Object	0	0
Forcible Fondling	3	0
Incest	0	0
Statutory Rape	0	0
Kidnapping/Abduction	4	1
Total	90	41

TIBRS Group B Arrests		
Offense	Adult	Juvenile
Bad Checks	0	0
Curfew/Vagrancy	0	0
Disorderly Conduct	2	0
DUI	7	0
Drunkenness	6	0
Family-Non Violent	34	0
Liquor Law Violations	0	0
Peeping Tom	0	0
Trespass	0	0
All Other Offenses	276	0
Total Group B	325	0

TIBRS Group A Offenses	Offenses		Arrests	
	Reported	Cleared	Adult	Juvenile
Crimes Against Persons				
Murder	3	1	1	0
Negligent Manslaughter	0	0	0	0
Kidnapping/Abduction	5	2	1	0
Forcible Rape	2	0	0	0
Forcible Sodomy	2	0	0	0
Sexual Assault W/Object	0	0	0	0
Forcible Fondling	3	0	0	0
Incest	0	0	0	0
Statutory Rape	0	0	0	0
Aggravated Assault	45	16	12	0
Simple Assault	81	35	34	0
Intimidation	11	3	2	0
Stalking	1	0	0	0
Commercial Sex Acts	0	0	0	0
Involuntary Servitude	0	0	0	0
Crimes Against Property				
Arson	2	1	0	0
Bribery	0	0	0	0
Burglary	72	5	4	0
Counterfeiting/Forgery	6	1	1	0
Destruction/Damage/Vandalism	50	5	1	0
Embezzlement	1	0	0	0
Extortion/Blackmail	0	0	0	0
Fraud - False Pretenses	0	0	0	0
Fraud - Credit Card/ATM	8	0	0	0
Fraud - Impersonation	3	2	2	0
Fraud - Welfare	0	0	0	0
Fraud - Wire	1	0	0	0
Motor Vehicle Theft	33	2	1	1
Robbery	0	0	0	0
Stolen Property Offenses	1	1	1	0
Theft - Pocket-picking	0	0	0	0
Theft - Purse Snatching	0	0	0	0
Theft - Shoplifting	0	0	0	0
Theft From Building	32	3	6	0
Theft From Coin Machine	0	0	0	0
Theft From Motor Vehicle	26	0	0	0
Theft of Motor Vehicle Parts	9	0	0	0
Theft - All Other Larceny	89	5	5	0
Crimes Against Society				
Drug/Narcotic Violations	66	59	59	0
Drug/Narcotic Equipment Violations	29	29	9	0
Gambling - Betting/Wagering	0	0	0	0
Gambling - Operating/Promoting	0	0	0	0
Gambling - Equipment Violations	0	0	0	0
Gambling - Sports Tampering	0	0	0	0
Pornography/Obscene Material	0	0	0	0
Prostitution	0	0	0	0
Prostitution Assisting/Promoting	0	0	0	0
Purchasing Prostitution	0	0	0	0
Weapon Law Violations	4	2	0	0
Total Group A Offenses	585	172	139	1



2014 Population Estimate	N/A
Offense Overview	
Offense Total	621
Number Cleared	333
Percent Cleared	53.62 %
Group A Crimes per 100,000 population	N/A
Arrest Overview	
Total Arrests	693
Adult Arrests	641
Juvenile Arrests	52
Unknown Age	0
Arrests per 100,000 population	N/A
Average number offenses/incident	1.18

Domestic Violence Victims		
Offense	Reported	Cleared
Murder	0	0
Aggravated Assault	20	19
Simple Assault	88	56
Intimidation	7	7
Stalking	2	2
Forcible Rape	1	0
Forcible Sodomy	0	0
Sexual Assault W/Object	0	0
Forcible Fondling	0	0
Incest	0	0
Statutory Rape	0	0
Kidnapping/Abduction	1	1
Total	119	85

TIBRS Group B Arrests		
Offense	Adult	Juvenile
Bad Checks	47	0
Curfew/Vagrancy	0	2
Disorderly Conduct	1	1
DUI	43	0
Drunkenness	48	0
Family-Non Violent	2	0
Liquor Law Violations	9	1
Peeping Tom	0	0
Trespass	5	1
All Other Offenses	359	35
Total Group B	514	40

TIBRS Group A Offenses	Offenses		Arrests	
	Reported	Cleared	Adult	Juvenile
Crimes Against Persons				
Murder	0	0	0	0
Negligent Manslaughter	0	0	0	0
Kidnapping/Abduction	1	1	0	0
Forcible Rape	1	0	0	0
Forcible Sodomy	2	0	0	0
Sexual Assault W/Object	0	0	0	0
Forcible Fondling	5	5	1	0
Incest	0	0	0	0
Statutory Rape	5	4	3	0
Aggravated Assault	45	36	10	1
Simple Assault	134	89	38	6
Intimidation	28	23	6	1
Stalking	6	5	3	0
Commercial Sex Acts	0	0	0	0
Involuntary Servitude	0	0	0	0
Crimes Against Property				
Arson	3	1	0	0
Bribery	0	0	0	0
Burglary	27	9	2	0
Counterfeiting/Forgery	10	3	0	0
Destruction/Damage/Vandalism	72	14	3	3
Embezzlement	0	0	0	0
Extortion/Blackmail	0	0	0	0
Fraud - False Pretenses	0	0	0	0
Fraud - Credit Card/ATM	28	14	14	0
Fraud - Impersonation	11	2	0	1
Fraud - Welfare	0	0	0	0
Fraud - Wire	0	0	0	0
Motor Vehicle Theft	9	6	1	0
Robbery	1	1	0	0
Stolen Property Offenses	0	0	0	0
Theft - Pocket-picking	0	0	0	0
Theft - Purse Snatching	0	0	0	0
Theft - Shoplifting	11	11	6	0
Theft From Building	31	6	2	0
Theft From Coin Machine	0	0	0	0
Theft From Motor Vehicle	25	4	2	0
Theft of Motor Vehicle Parts	8	0	0	0
Theft - All Other Larceny	76	21	15	0
Crimes Against Society				
Drug/Narcotic Violations	40	37	9	0
Drug/Narcotic Equipment Violations	32	31	9	0
Gambling - Betting/Wagering	0	0	0	0
Gambling - Operating/Promoting	0	0	0	0
Gambling - Equipment Violations	0	0	0	0
Gambling - Sports Tampering	0	0	0	0
Pornography/Obscene Material	0	0	0	0
Prostitution	0	0	0	0
Prostitution Assisting/Promoting	0	0	0	0
Purchasing Prostitution	0	0	0	0
Weapon Law Violations	10	10	3	0
Total Group A Offenses	621	333	127	12



2014 Population Estimate	N/A
Offense Overview	
Offense Total	1,424
Number Cleared	531
Percent Cleared	37.29 %
Group A Crimes per 100,000 population	N/A
Arrest Overview	
Total Arrests	926
Adult Arrests	900
Juvenile Arrests	26
Unknown Age	0
Arrests per 100,000 population	N/A
Average number offenses/incident	1.08

Domestic Violence Victims		
Offense	Reported	Cleared
Murder	0	0
Aggravated Assault	47	26
Simple Assault	192	119
Intimidation	75	47
Stalking	0	0
Forcible Rape	1	1
Forcible Sodomy	0	0
Sexual Assault W/Object	0	0
Forcible Fondling	1	1
Incest	0	0
Statutory Rape	0	0
Kidnapping/Abduction	0	0
Total	316	194

TIBRS Group B Arrests		
Offense	Adult	Juvenile
Bad Checks	0	0
Curfew/Vagrancy	0	0
Disorderly Conduct	8	0
DUI	27	0
Drunkenness	17	1
Family-Non Violent	18	0
Liquor Law Violations	0	1
Peeping Tom	0	0
Trespass	18	2
All Other Offenses	422	3
Total Group B	510	7

TIBRS Group A Offenses	Offenses		Arrests	
	Reported	Cleared	Adult	Juvenile
Crimes Against Persons				
Murder	1	0	0	0
Negligent Manslaughter	0	0	0	0
Kidnapping/Abduction	1	1	2	0
Forcible Rape	1	1	1	0
Forcible Sodomy	0	0	0	0
Sexual Assault W/Object	0	0	0	0
Forcible Fondling	2	2	1	0
Incest	0	0	0	0
Statutory Rape	1	0	0	0
Aggravated Assault	108	55	33	3
Simple Assault	271	157	92	5
Intimidation	147	70	47	1
Stalking	1	1	1	0
Commercial Sex Acts	0	0	0	0
Involuntary Servitude	0	0	0	0
Crimes Against Property				
Arson	3	1	0	0
Bribery	0	0	0	0
Burglary	224	31	32	1
Counterfeiting/Forgery	3	2	2	0
Destruction/Damage/Vandalism	130	9	3	1
Embezzlement	0	0	0	0
Extortion/Blackmail	0	0	0	0
Fraud - False Pretenses	26	8	7	0
Fraud - Credit Card/ATM	0	0	0	0
Fraud - Impersonation	2	0	0	0
Fraud - Welfare	0	0	0	0
Fraud - Wire	0	0	0	0
Motor Vehicle Theft	80	34	27	2
Robbery	4	3	3	0
Stolen Property Offenses	0	0	0	0
Theft - Pocket-picking	0	0	0	0
Theft - Purse Snatching	0	0	0	0
Theft - Shoplifting	1	1	2	0
Theft From Building	126	37	22	2
Theft From Coin Machine	0	0	0	0
Theft From Motor Vehicle	46	3	2	0
Theft of Motor Vehicle Parts	8	1	0	0
Theft - All Other Larceny	138	18	15	1
Crimes Against Society				
Drug/Narcotic Violations	60	56	69	0
Drug/Narcotic Equipment Violations	34	34	26	2
Gambling - Betting/Wagering	0	0	0	0
Gambling - Operating/Promoting	0	0	0	0
Gambling - Equipment Violations	0	0	0	0
Gambling - Sports Tampering	0	0	0	0
Pornography/Obscene Material	0	0	0	0
Prostitution	0	0	0	0
Prostitution Assisting/Promoting	0	0	0	0
Purchasing Prostitution	0	0	0	0
Weapon Law Violations	6	6	3	1
Total Group A Offenses	1,424	531	390	19



2014 Population Estimate	N/A
Offense Overview	
Offense Total	2,087
Number Cleared	987
Percent Cleared	47.29 %
Group A Crimes per 100,000 population	N/A
Arrest Overview	
Total Arrests	1,702
Adult Arrests	1,229
Juvenile Arrests	473
Unknown Age	0
Arrests per 100,000 population	N/A
Average number offenses/incident	1.17

Domestic Violence Victims		
Offense	Reported	Cleared
Murder	0	0
Aggravated Assault	50	45
Simple Assault	165	145
Intimidation	24	5
Stalking	2	2
Forcible Rape	3	1
Forcible Sodomy	0	0
Sexual Assault W/Object	0	0
Forcible Fondling	2	0
Incest	2	0
Statutory Rape	0	0
Kidnapping/Abduction	6	6
Total	254	204

TIBRS Group B Arrests		
Offense	Adult	Juvenile
Bad Checks	19	0
Curfew/Vagrancy	0	5
Disorderly Conduct	12	154
DUI	71	0
Drunkenness	33	2
Family-Non Violent	0	0
Liquor Law Violations	35	27
Peeping Tom	0	0
Trespass	13	3
All Other Offenses	476	42
Total Group B	659	233

TIBRS Group A Offenses	Offenses		Arrests	
	Reported	Cleared	Adult	Juvenile
Crimes Against Persons				
Murder	1	1	0	0
Negligent Manslaughter	0	0	0	0
Kidnapping/Abduction	7	7	1	0
Forcible Rape	6	1	0	0
Forcible Sodomy	1	0	0	0
Sexual Assault W/Object	0	0	0	0
Forcible Fondling	34	21	1	9
Incest	2	0	0	0
Statutory Rape	1	1	1	0
Aggravated Assault	112	90	69	7
Simple Assault	451	282	147	94
Intimidation	103	12	5	7
Stalking	4	4	3	0
Commercial Sex Acts	1	1	0	0
Involuntary Servitude	0	0	0	0
Crimes Against Property				
Arson	5	0	0	0
Bribery	0	0	0	0
Burglary	192	24	20	1
Counterfeiting/Forgery	11	4	7	0
Destruction/Damage/Vandalism	210	36	27	4
Embezzlement	0	0	0	0
Extortion/Blackmail	1	0	0	0
Fraud - False Pretenses	1	0	0	0
Fraud - Credit Card/ATM	10	3	2	0
Fraud - Impersonation	14	13	12	0
Fraud - Welfare	0	0	0	0
Fraud - Wire	0	0	0	0
Motor Vehicle Theft	40	9	7	2
Robbery	3	1	1	0
Stolen Property Offenses	0	0	0	0
Theft - Pocket-picking	1	0	0	0
Theft - Purse Snatching	0	0	0	0
Theft - Shoplifting	22	5	4	2
Theft From Building	237	38	13	21
Theft From Coin Machine	0	0	0	0
Theft From Motor Vehicle	73	3	2	0
Theft of Motor Vehicle Parts	5	0	0	0
Theft - All Other Larceny	107	9	6	9
Crimes Against Society				
Drug/Narcotic Violations	229	226	194	53
Drug/Narcotic Equipment Violations	146	145	30	3
Gambling - Betting/Wagering	0	0	0	0
Gambling - Operating/Promoting	0	0	0	0
Gambling - Equipment Violations	0	0	0	0
Gambling - Sports Tampering	0	0	0	0
Pornography/Obscene Material	5	1	1	0
Prostitution	0	0	0	0
Prostitution Assisting/Promoting	0	0	0	0
Purchasing Prostitution	0	0	0	0
Weapon Law Violations	52	50	17	28
Total Group A Offenses	2,087	987	570	240



2014 Population Estimate	N/A
Offense Overview	
Offense Total	219
Number Cleared	78
Percent Cleared	35.62 %
Group A Crimes per 100,000 population	N/A
Arrest Overview	
Total Arrests	199
Adult Arrests	181
Juvenile Arrests	18
Unknown Age	0
Arrests per 100,000 population	N/A
Average number offenses/incident	1.05

Domestic Violence Victims		
Offense	Reported	Cleared
Murder	0	0
Aggravated Assault	5	4
Simple Assault	22	17
Intimidation	14	2
Stalking	0	0
Forcible Rape	1	0
Forcible Sodomy	0	0
Sexual Assault W/Object	0	0
Forcible Fondling	3	0
Incest	0	0
Statutory Rape	0	0
Kidnapping/Abduction	0	0
Total	45	23

TIBRS Group B Arrests		
Offense	Adult	Juvenile
Bad Checks	2	0
Curfew/Vagrancy	0	0
Disorderly Conduct	2	1
DUI	16	1
Drunkenness	8	2
Family-Non Violent	0	0
Liquor Law Violations	0	0
Peeping Tom	0	0
Trespass	0	0
All Other Offenses	78	0
Total Group B	106	4

TIBRS Group A Offenses	Offenses		Arrests	
	Reported	Cleared	Adult	Juvenile
Crimes Against Persons				
Murder	0	0	0	0
Negligent Manslaughter	0	0	0	0
Kidnapping/Abduction	0	0	0	0
Forcible Rape	1	0	0	0
Forcible Sodomy	0	0	0	0
Sexual Assault W/Object	0	0	0	0
Forcible Fondling	4	0	0	0
Incest	0	0	0	0
Statutory Rape	0	0	0	0
Aggravated Assault	7	4	4	0
Simple Assault	29	19	20	0
Intimidation	26	5	4	1
Stalking	0	0	0	0
Commercial Sex Acts	0	0	0	0
Involuntary Servitude	0	0	0	0
Crimes Against Property				
Arson	0	0	0	0
Bribery	0	0	0	0
Burglary	8	2	3	0
Counterfeiting/Forgery	1	0	0	0
Destruction/Damage/Vandalism	24	3	1	11
Embezzlement	0	0	0	0
Extortion/Blackmail	0	0	0	0
Fraud - False Pretenses	33	17	17	0
Fraud - Credit Card/ATM	6	2	2	0
Fraud - Impersonation	4	0	0	0
Fraud - Welfare	1	0	0	0
Fraud - Wire	0	0	0	0
Motor Vehicle Theft	6	2	1	1
Robbery	0	0	0	0
Stolen Property Offenses	0	0	0	0
Theft - Pocket-picking	0	0	0	0
Theft - Purse Snatching	0	0	0	0
Theft - Shoplifting	2	2	2	0
Theft From Building	3	1	2	1
Theft From Coin Machine	0	0	0	0
Theft From Motor Vehicle	2	0	0	0
Theft of Motor Vehicle Parts	1	0	0	0
Theft - All Other Larceny	42	8	9	0
Crimes Against Society				
Drug/Narcotic Violations	12	9	8	0
Drug/Narcotic Equipment Violations	4	3	1	0
Gambling - Betting/Wagering	0	0	0	0
Gambling - Operating/Promoting	0	0	0	0
Gambling - Equipment Violations	0	0	0	0
Gambling - Sports Tampering	0	0	0	0
Pornography/Obscene Material	1	0	0	0
Prostitution	0	0	0	0
Prostitution Assisting/Promoting	1	0	0	0
Purchasing Prostitution	0	0	0	0
Weapon Law Violations	1	1	1	0
Total Group A Offenses	219	78	75	14



2014 Population Estimate	N/A
Offense Overview	
Offense Total	695
Number Cleared	273
Percent Cleared	39.28 %
Group A Crimes per 100,000 population	N/A
Arrest Overview	
Total Arrests	715
Adult Arrests	711
Juvenile Arrests	4
Unknown Age	0
Arrests per 100,000 population	N/A
Average number offenses/incident	1.30

Domestic Violence Victims		
Offense	Reported	Cleared
Murder	1	1
Aggravated Assault	16	16
Simple Assault	80	69
Intimidation	1	0
Stalking	0	0
Forcible Rape	0	0
Forcible Sodomy	0	0
Sexual Assault W/Object	0	0
Forcible Fondling	0	0
Incest	0	0
Statutory Rape	0	0
Kidnapping/Abduction	2	2
Total	100	88

TIBRS Group B Arrests		
Offense	Adult	Juvenile
Bad Checks	3	0
Curfew/Vagrancy	0	0
Disorderly Conduct	3	0
DUI	22	0
Drunkenness	12	0
Family-Non Violent	0	0
Liquor Law Violations	0	0
Peeping Tom	0	0
Trespass	8	1
All Other Offenses	414	0
Total Group B	462	1

TIBRS Group A Offenses	Offenses		Arrests	
	Reported	Cleared	Adult	Juvenile
Crimes Against Persons				
Murder	1	1	1	0
Negligent Manslaughter	0	0	0	0
Kidnapping/Abduction	4	3	5	0
Forcible Rape	1	0	0	0
Forcible Sodomy	0	0	0	0
Sexual Assault W/Object	0	0	0	0
Forcible Fondling	0	0	0	0
Incest	0	0	0	0
Statutory Rape	1	0	0	0
Aggravated Assault	22	21	16	0
Simple Assault	102	86	76	0
Intimidation	7	2	1	0
Stalking	0	0	0	0
Commercial Sex Acts	0	0	0	0
Involuntary Servitude	0	0	0	0
Crimes Against Property				
Arson	0	0	0	0
Bribery	0	0	0	0
Burglary	73	7	8	0
Counterfeiting/Forgery	8	7	3	0
Destruction/Damage/Vandalism	69	15	4	1
Embezzlement	0	0	0	0
Extortion/Blackmail	0	0	0	0
Fraud - False Pretenses	2	1	0	0
Fraud - Credit Card/ATM	1	1	1	0
Fraud - Impersonation	2	2	2	0
Fraud - Welfare	0	0	0	0
Fraud - Wire	0	0	0	0
Motor Vehicle Theft	47	11	15	0
Robbery	2	1	1	0
Stolen Property Offenses	2	0	0	0
Theft - Pocket-picking	0	0	0	0
Theft - Purse Snatching	0	0	0	0
Theft - Shoplifting	5	3	5	0
Theft From Building	134	16	15	0
Theft From Coin Machine	0	0	0	0
Theft From Motor Vehicle	35	3	5	0
Theft of Motor Vehicle Parts	8	0	0	0
Theft - All Other Larceny	90	14	16	2
Crimes Against Society				
Drug/Narcotic Violations	44	44	47	0
Drug/Narcotic Equipment Violations	33	33	27	0
Gambling - Betting/Wagering	0	0	0	0
Gambling - Operating/Promoting	0	0	0	0
Gambling - Equipment Violations	0	0	0	0
Gambling - Sports Tampering	0	0	0	0
Pornography/Obscene Material	0	0	0	0
Prostitution	0	0	0	0
Prostitution Assisting/Promoting	0	0	0	0
Purchasing Prostitution	0	0	0	0
Weapon Law Violations	2	2	1	0
Total Group A Offenses	695	273	249	3



2014 Population Estimate	N/A
Offense Overview	
Offense Total	489
Number Cleared	198
Percent Cleared	40.49 %
Group A Crimes per 100,000 population	N/A
Arrest Overview	
Total Arrests	349
Adult Arrests	318
Juvenile Arrests	31
Unknown Age	0
Arrests per 100,000 population	N/A
Average number offenses/incident	1.16

Domestic Violence Victims		
Offense	Reported	Cleared
Murder	0	0
Aggravated Assault	9	8
Simple Assault	54	30
Intimidation	5	3
Stalking	0	0
Forcible Rape	1	0
Forcible Sodomy	0	0
Sexual Assault W/Object	0	0
Forcible Fondling	0	0
Incest	0	0
Statutory Rape	0	0
Kidnapping/Abduction	1	1
Total	70	42

TIBRS Group B Arrests		
Offense	Adult	Juvenile
Bad Checks	3	0
Curfew/Vagrancy	1	0
Disorderly Conduct	0	2
DUI	15	0
Drunkenness	5	0
Family-Non Violent	0	0
Liquor Law Violations	0	3
Peeping Tom	0	0
Trespass	4	0
All Other Offenses	137	3
Total Group B	165	8

TIBRS Group A Offenses	Offenses		Arrests	
	Reported	Cleared	Adult	Juvenile
Crimes Against Persons				
Murder	0	0	0	0
Negligent Manslaughter	0	0	0	0
Kidnapping/Abduction	1	1	2	0
Forcible Rape	2	0	0	0
Forcible Sodomy	0	0	0	0
Sexual Assault W/Object	0	0	0	0
Forcible Fondling	2	1	1	0
Incest	0	0	0	0
Statutory Rape	0	0	0	0
Aggravated Assault	21	14	12	1
Simple Assault	80	45	35	8
Intimidation	22	6	5	1
Stalking	0	0	0	0
Commercial Sex Acts	0	0	0	0
Involuntary Servitude	0	0	0	0
Crimes Against Property				
Arson	2	1	1	0
Bribery	0	0	0	0
Burglary	41	10	10	0
Counterfeiting/Forgery	4	3	2	0
Destruction/Damage/Vandalism	48	11	9	1
Embezzlement	0	0	0	0
Extortion/Blackmail	0	0	0	0
Fraud - False Pretenses	5	0	0	0
Fraud - Credit Card/ATM	3	1	1	0
Fraud - Impersonation	6	0	0	0
Fraud - Welfare	0	0	0	0
Fraud - Wire	1	1	0	0
Motor Vehicle Theft	19	3	2	0
Robbery	0	0	0	0
Stolen Property Offenses	0	0	0	0
Theft - Pocket-picking	0	0	0	0
Theft - Purse Snatching	0	0	0	0
Theft - Shoplifting	0	0	0	0
Theft From Building	87	15	12	7
Theft From Coin Machine	0	0	0	0
Theft From Motor Vehicle	15	3	3	0
Theft of Motor Vehicle Parts	13	1	1	0
Theft - All Other Larceny	40	6	6	2
Crimes Against Society				
Drug/Narcotic Violations	45	44	48	2
Drug/Narcotic Equipment Violations	24	24	2	0
Gambling - Betting/Wagering	0	0	0	0
Gambling - Operating/Promoting	0	0	0	0
Gambling - Equipment Violations	0	0	0	0
Gambling - Sports Tampering	0	0	0	0
Pornography/Obscene Material	0	0	0	0
Prostitution	0	0	0	0
Prostitution Assisting/Promoting	0	0	0	0
Purchasing Prostitution	0	0	0	0
Weapon Law Violations	8	8	1	1
Total Group A Offenses	489	198	153	23



2014 Population Estimate	N/A
Offense Overview	
Offense Total	264
Number Cleared	104
Percent Cleared	39.39 %
Group A Crimes per 100,000 population	N/A
Arrest Overview	
Total Arrests	393
Adult Arrests	382
Juvenile Arrests	11
Unknown Age	0
Arrests per 100,000 population	N/A
Average number offenses/incident	1.08

Domestic Violence Victims		
Offense	Reported	Cleared
Murder	0	0
Aggravated Assault	16	15
Simple Assault	29	29
Intimidation	2	2
Stalking	0	0
Forcible Rape	0	0
Forcible Sodomy	0	0
Sexual Assault W/Object	0	0
Forcible Fondling	0	0
Incest	0	0
Statutory Rape	0	0
Kidnapping/Abduction	1	1
Total	48	47

TIBRS Group B Arrests		
Offense	Adult	Juvenile
Bad Checks	0	0
Curfew/Vagrancy	0	0
Disorderly Conduct	5	0
DUI	25	0
Drunkenness	23	1
Family-Non Violent	0	0
Liquor Law Violations	0	0
Peeping Tom	0	0
Trespass	0	0
All Other Offenses	243	2
Total Group B	296	3

TIBRS Group A Offenses	Offenses		Arrests	
	Reported	Cleared	Adult	Juvenile
Crimes Against Persons				
Murder	0	0	0	0
Negligent Manslaughter	0	0	0	0
Kidnapping/Abduction	1	1	1	0
Forcible Rape	0	0	0	0
Forcible Sodomy	0	0	0	0
Sexual Assault W/Object	0	0	0	0
Forcible Fondling	0	0	0	0
Incest	0	0	0	0
Statutory Rape	0	0	0	0
Aggravated Assault	21	19	14	2
Simple Assault	33	33	33	0
Intimidation	4	3	3	0
Stalking	1	0	0	0
Commercial Sex Acts	0	0	0	0
Involuntary Servitude	0	0	0	0
Crimes Against Property				
Arson	1	0	0	0
Bribery	0	0	0	0
Burglary	29	3	3	0
Counterfeiting/Forgery	1	0	0	0
Destruction/Damage/Vandalism	18	1	1	0
Embezzlement	0	0	0	0
Extortion/Blackmail	0	0	0	0
Fraud - False Pretenses	2	0	0	0
Fraud - Credit Card/ATM	3	0	0	0
Fraud - Impersonation	7	4	3	0
Fraud - Welfare	0	0	0	0
Fraud - Wire	0	0	0	0
Motor Vehicle Theft	15	3	3	0
Robbery	1	0	0	0
Stolen Property Offenses	0	0	0	0
Theft - Pocket-picking	0	0	0	0
Theft - Purse Snatching	0	0	0	0
Theft - Shoplifting	0	0	0	0
Theft From Building	15	2	2	0
Theft From Coin Machine	0	0	0	0
Theft From Motor Vehicle	16	3	3	0
Theft of Motor Vehicle Parts	1	0	0	0
Theft - All Other Larceny	51	5	1	0
Crimes Against Society				
Drug/Narcotic Violations	33	22	15	6
Drug/Narcotic Equipment Violations	11	5	4	0
Gambling - Betting/Wagering	0	0	0	0
Gambling - Operating/Promoting	0	0	0	0
Gambling - Equipment Violations	0	0	0	0
Gambling - Sports Tampering	0	0	0	0
Pornography/Obscene Material	0	0	0	0
Prostitution	0	0	0	0
Prostitution Assisting/Promoting	0	0	0	0
Purchasing Prostitution	0	0	0	0
Weapon Law Violations	0	0	0	0
Total Group A Offenses	264	104	86	8



2014 Population Estimate	N/A
Offense Overview	
Offense Total	235
Number Cleared	107
Percent Cleared	45.53 %
Group A Crimes per 100,000 population	N/A
Arrest Overview	
Total Arrests	211
Adult Arrests	200
Juvenile Arrests	11
Unknown Age	0
Arrests per 100,000 population	N/A
Average number offenses/incident	1.13

Domestic Violence Victims		
Offense	Reported	Cleared
Murder	1	0
Aggravated Assault	6	6
Simple Assault	36	29
Intimidation	4	1
Stalking	0	0
Forcible Rape	0	0
Forcible Sodomy	0	0
Sexual Assault W/Object	0	0
Forcible Fondling	0	0
Incest	0	0
Statutory Rape	0	0
Kidnapping/Abduction	0	0
Total	47	36

TIBRS Group B Arrests		
Offense	Adult	Juvenile
Bad Checks	5	0
Curfew/Vagrancy	0	0
Disorderly Conduct	1	0
DUI	17	0
Drunkenness	22	0
Family-Non Violent	2	0
Liquor Law Violations	0	0
Peeping Tom	0	0
Trespass	2	0
All Other Offenses	68	1
Total Group B	117	1

TIBRS Group A Offenses	Offenses		Arrests	
	Reported	Cleared	Adult	Juvenile
Crimes Against Persons				
Murder	1	0	0	0
Negligent Manslaughter	0	0	0	0
Kidnapping/Abduction	0	0	0	0
Forcible Rape	1	0	0	0
Forcible Sodomy	0	0	0	0
Sexual Assault W/Object	0	0	0	0
Forcible Fondling	1	1	0	1
Incest	0	0	0	0
Statutory Rape	0	0	0	0
Aggravated Assault	13	12	8	0
Simple Assault	48	39	31	0
Intimidation	11	2	2	0
Stalking	2	0	0	0
Commercial Sex Acts	0	0	0	0
Involuntary Servitude	0	0	0	0
Crimes Against Property				
Arson	0	0	0	0
Bribery	0	0	0	0
Burglary	32	4	4	0
Counterfeiting/Forgery	1	1	1	0
Destruction/Damage/Vandalism	21	2	1	0
Embezzlement	1	1	0	1
Extortion/Blackmail	0	0	0	0
Fraud - False Pretenses	0	0	0	0
Fraud - Credit Card/ATM	12	0	0	0
Fraud - Impersonation	1	0	0	0
Fraud - Welfare	0	0	0	0
Fraud - Wire	0	0	0	0
Motor Vehicle Theft	9	2	0	6
Robbery	0	0	0	0
Stolen Property Offenses	0	0	0	0
Theft - Pocket-picking	0	0	0	0
Theft - Purse Snatching	0	0	0	0
Theft - Shoplifting	10	10	9	2
Theft From Building	10	0	0	0
Theft From Coin Machine	0	0	0	0
Theft From Motor Vehicle	5	0	0	0
Theft of Motor Vehicle Parts	0	0	0	0
Theft - All Other Larceny	24	3	2	0
Crimes Against Society				
Drug/Narcotic Violations	19	17	17	0
Drug/Narcotic Equipment Violations	9	9	4	0
Gambling - Betting/Wagering	0	0	0	0
Gambling - Operating/Promoting	0	0	0	0
Gambling - Equipment Violations	0	0	0	0
Gambling - Sports Tampering	0	0	0	0
Pornography/Obscene Material	0	0	0	0
Prostitution	0	0	0	0
Prostitution Assisting/Promoting	0	0	0	0
Purchasing Prostitution	0	0	0	0
Weapon Law Violations	4	4	4	0
Total Group A Offenses	235	107	83	10



2014 Population Estimate	N/A
Offense Overview	
Offense Total	152
Number Cleared	90
Percent Cleared	59.21 %
Group A Crimes per 100,000 population	N/A
Arrest Overview	
Total Arrests	212
Adult Arrests	210
Juvenile Arrests	2
Unknown Age	0
Arrests per 100,000 population	N/A
Average number offenses/incident	1.09

Domestic Violence Victims		
Offense	Reported	Cleared
Murder	0	0
Aggravated Assault	1	1
Simple Assault	20	20
Intimidation	2	2
Stalking	0	0
Forcible Rape	0	0
Forcible Sodomy	0	0
Sexual Assault W/Object	0	0
Forcible Fondling	0	0
Incest	0	0
Statutory Rape	0	0
Kidnapping/Abduction	0	0
Total	23	23

TIBRS Group B Arrests		
Offense	Adult	Juvenile
Bad Checks	2	0
Curfew/Vagrancy	0	0
Disorderly Conduct	3	0
DUI	14	0
Drunkenness	16	0
Family-Non Violent	1	0
Liquor Law Violations	4	0
Peeping Tom	0	0
Trespass	1	0
All Other Offenses	83	0
Total Group B	124	0

TIBRS Group A Offenses	Offenses		Arrests	
	Reported	Cleared	Adult	Juvenile
Crimes Against Persons				
Murder	0	0	0	0
Negligent Manslaughter	0	0	0	0
Kidnapping/Abduction	0	0	0	0
Forcible Rape	0	0	0	0
Forcible Sodomy	0	0	0	0
Sexual Assault W/Object	0	0	0	0
Forcible Fondling	0	0	0	0
Incest	0	0	0	0
Statutory Rape	0	0	0	0
Aggravated Assault	3	3	3	0
Simple Assault	24	23	23	0
Intimidation	5	5	4	0
Stalking	0	0	0	0
Commercial Sex Acts	0	0	0	0
Involuntary Servitude	0	0	0	0
Crimes Against Property				
Arson	1	1	1	0
Bribery	0	0	0	0
Burglary	12	3	4	0
Counterfeiting/Forgery	1	1	1	0
Destruction/Damage/Vandalism	21	3	5	0
Embezzlement	0	0	0	0
Extortion/Blackmail	0	0	0	0
Fraud - False Pretenses	3	3	2	0
Fraud - Credit Card/ATM	1	0	0	0
Fraud - Impersonation	0	0	0	0
Fraud - Welfare	0	0	0	0
Fraud - Wire	0	0	0	0
Motor Vehicle Theft	7	4	5	0
Robbery	0	0	0	0
Stolen Property Offenses	1	1	1	0
Theft - Pocket-picking	0	0	0	0
Theft - Purse Snatching	0	0	0	0
Theft - Shoplifting	0	0	0	0
Theft From Building	11	2	2	0
Theft From Coin Machine	1	0	0	0
Theft From Motor Vehicle	4	0	0	0
Theft of Motor Vehicle Parts	0	0	0	0
Theft - All Other Larceny	17	2	1	2
Crimes Against Society				
Drug/Narcotic Violations	26	26	25	0
Drug/Narcotic Equipment Violations	13	12	8	0
Gambling - Betting/Wagering	0	0	0	0
Gambling - Operating/Promoting	0	0	0	0
Gambling - Equipment Violations	0	0	0	0
Gambling - Sports Tampering	0	0	0	0
Pornography/Obscene Material	0	0	0	0
Prostitution	0	0	0	0
Prostitution Assisting/Promoting	0	0	0	0
Purchasing Prostitution	0	0	0	0
Weapon Law Violations	1	1	1	0
Total Group A Offenses	152	90	86	2



2014 Population Estimate	N/A
Offense Overview	
Offense Total	569
Number Cleared	294
Percent Cleared	51.67 %
Group A Crimes per 100,000 population	N/A
Arrest Overview	
Total Arrests	675
Adult Arrests	646
Juvenile Arrests	29
Unknown Age	0
Arrests per 100,000 population	N/A
Average number offenses/incident	1.25

Domestic Violence Victims		
Offense	Reported	Cleared
Murder	0	0
Aggravated Assault	9	8
Simple Assault	43	38
Intimidation	5	3
Stalking	0	0
Forcible Rape	1	1
Forcible Sodomy	0	0
Sexual Assault W/Object	0	0
Forcible Fondling	1	0
Incest	0	0
Statutory Rape	0	0
Kidnapping/Abduction	2	1
Total	61	51

TIBRS Group B Arrests		
Offense	Adult	Juvenile
Bad Checks	0	0
Curfew/Vagrancy	0	0
Disorderly Conduct	13	0
DUI	36	0
Drunkenness	27	0
Family-Non Violent	2	0
Liquor Law Violations	9	4
Peeping Tom	0	0
Trespass	5	0
All Other Offenses	340	9
Total Group B	432	13

TIBRS Group A Offenses	Offenses		Arrests	
	Reported	Cleared	Adult	Juvenile
Crimes Against Persons				
Murder	2	2	2	0
Negligent Manslaughter	0	0	0	0
Kidnapping/Abduction	2	1	0	0
Forcible Rape	1	1	1	0
Forcible Sodomy	0	0	0	0
Sexual Assault W/Object	0	0	0	0
Forcible Fondling	1	0	0	0
Incest	0	0	0	0
Statutory Rape	0	0	0	0
Aggravated Assault	27	25	16	0
Simple Assault	57	43	35	0
Intimidation	7	4	3	0
Stalking	1	0	0	0
Commercial Sex Acts	0	0	0	0
Involuntary Servitude	0	0	0	0
Crimes Against Property				
Arson	2	1	1	0
Bribery	1	1	1	0
Burglary	65	11	11	1
Counterfeiting/Forgery	4	2	2	0
Destruction/Damage/Vandalism	51	14	10	6
Embezzlement	0	0	0	0
Extortion/Blackmail	0	0	0	0
Fraud - False Pretenses	3	2	2	0
Fraud - Credit Card/ATM	3	1	1	0
Fraud - Impersonation	2	2	1	0
Fraud - Welfare	0	0	0	0
Fraud - Wire	0	0	0	0
Motor Vehicle Theft	35	16	14	2
Robbery	2	2	2	0
Stolen Property Offenses	0	0	0	0
Theft - Pocket-picking	0	0	0	0
Theft - Purse Snatching	0	0	0	0
Theft - Shoplifting	19	10	9	0
Theft From Building	14	2	3	0
Theft From Coin Machine	0	0	0	0
Theft From Motor Vehicle	21	1	0	0
Theft of Motor Vehicle Parts	4	1	1	0
Theft - All Other Larceny	90	10	12	1
Crimes Against Society				
Drug/Narcotic Violations	85	79	68	5
Drug/Narcotic Equipment Violations	64	58	18	0
Gambling - Betting/Wagering	0	0	0	0
Gambling - Operating/Promoting	0	0	0	0
Gambling - Equipment Violations	0	0	0	0
Gambling - Sports Tampering	0	0	0	0
Pornography/Obscene Material	1	0	0	0
Prostitution	0	0	0	0
Prostitution Assisting/Promoting	0	0	0	0
Purchasing Prostitution	0	0	0	0
Weapon Law Violations	5	5	1	1
Total Group A Offenses	569	294	214	16



2014 Population Estimate	N/A
Offense Overview	
Offense Total	1,167
Number Cleared	339
Percent Cleared	29.05 %
Group A Crimes per 100,000 population	N/A
Arrest Overview	
Total Arrests	2,329
Adult Arrests	2,246
Juvenile Arrests	83
Unknown Age	0
Arrests per 100,000 population	N/A
Average number offenses/incident	1.06

Domestic Violence Victims		
Offense	Reported	Cleared
Murder	0	0
Aggravated Assault	68	57
Simple Assault	131	119
Intimidation	5	2
Stalking	1	0
Forcible Rape	2	0
Forcible Sodomy	0	0
Sexual Assault W/Object	1	0
Forcible Fondling	2	0
Incest	0	0
Statutory Rape	1	0
Kidnapping/Abduction	0	0
Total	211	178

TIBRS Group B Arrests		
Offense	Adult	Juvenile
Bad Checks	50	0
Curfew/Vagrancy	0	0
Disorderly Conduct	7	7
DUI	70	0
Drunkenness	49	0
Family-Non Violent	1	0
Liquor Law Violations	1	1
Peeping Tom	0	0
Trespass	7	1
All Other Offenses	1,759	55
Total Group B	1,944	64

TIBRS Group A Offenses	Offenses		Arrests	
	Reported	Cleared	Adult	Juvenile
Crimes Against Persons				
Murder	0	0	0	0
Negligent Manslaughter	0	0	0	0
Kidnapping/Abduction	0	0	0	0
Forcible Rape	4	0	0	0
Forcible Sodomy	0	0	0	0
Sexual Assault W/Object	1	0	0	0
Forcible Fondling	4	0	0	0
Incest	0	0	0	0
Statutory Rape	2	0	0	0
Aggravated Assault	110	87	68	8
Simple Assault	172	139	124	6
Intimidation	25	2	2	0
Stalking	1	0	0	0
Commercial Sex Acts	0	0	0	0
Involuntary Servitude	0	0	0	0
Crimes Against Property				
Arson	1	0	0	0
Bribery	0	0	0	0
Burglary	32	5	5	0
Counterfeiting/Forgery	12	2	2	0
Destruction/Damage/Vandalism	149	11	9	1
Embezzlement	0	0	0	0
Extortion/Blackmail	1	0	0	0
Fraud - False Pretenses	31	2	1	0
Fraud - Credit Card/ATM	15	2	3	0
Fraud - Impersonation	21	2	2	0
Fraud - Welfare	0	0	0	0
Fraud - Wire	0	0	0	0
Motor Vehicle Theft	59	9	8	0
Robbery	3	2	2	0
Stolen Property Offenses	0	0	0	0
Theft - Pocket-picking	0	0	0	0
Theft - Purse Snatching	1	1	0	1
Theft - Shoplifting	1	0	0	0
Theft From Building	189	4	4	0
Theft From Coin Machine	0	0	0	0
Theft From Motor Vehicle	89	2	2	0
Theft of Motor Vehicle Parts	11	0	0	0
Theft - All Other Larceny	171	11	12	1
Crimes Against Society				
Drug/Narcotic Violations	43	42	46	2
Drug/Narcotic Equipment Violations	13	13	9	0
Gambling - Betting/Wagering	0	0	0	0
Gambling - Operating/Promoting	0	0	0	0
Gambling - Equipment Violations	0	0	0	0
Gambling - Sports Tampering	0	0	0	0
Pornography/Obscene Material	3	0	0	0
Prostitution	0	0	0	0
Prostitution Assisting/Promoting	0	0	0	0
Purchasing Prostitution	0	0	0	0
Weapon Law Violations	3	3	3	0
Total Group A Offenses	1,167	339	302	19



Rhea County Sheriff's Office - 2015

2014 Population Estimate	N/A
Offense Overview	
Offense Total	1,003
Number Cleared	588
Percent Cleared	58.62 %
Group A Crimes per 100,000 population	N/A
Arrest Overview	
Total Arrests	1,208
Adult Arrests	1,160
Juvenile Arrests	48
Unknown Age	0
Arrests per 100,000 population	N/A
Average number offenses/incident	1.19

Domestic Violence Victims		
Offense	Reported	Cleared
Murder	0	0
Aggravated Assault	27	19
Simple Assault	130	89
Intimidation	24	12
Stalking	3	1
Forcible Rape	2	2
Forcible Sodomy	0	0
Sexual Assault W/Object	0	0
Forcible Fondling	5	4
Incest	0	0
Statutory Rape	1	1
Kidnapping/Abduction	2	2
Total	194	130

TIBRS Group B Arrests		
Offense	Adult	Juvenile
Bad Checks	5	0
Curfew/Vagrancy	0	0
Disorderly Conduct	27	10
DUI	48	0
Drunkenness	98	2
Family-Non Violent	9	0
Liquor Law Violations	14	5
Peeping Tom	0	0
Trespass	7	0
All Other Offenses	417	4
Total Group B	625	21

TIBRS Group A Offenses	Offenses		Arrests	
	Reported	Cleared	Adult	Juvenile
Crimes Against Persons				
Murder	0	0	0	0
Negligent Manslaughter	0	0	0	0
Kidnapping/Abduction	2	2	2	0
Forcible Rape	4	3	2	1
Forcible Sodomy	0	0	0	0
Sexual Assault W/Object	0	0	0	0
Forcible Fondling	7	5	3	0
Incest	0	0	0	0
Statutory Rape	2	2	2	0
Aggravated Assault	40	23	21	0
Simple Assault	159	108	83	9
Intimidation	53	15	11	0
Stalking	6	1	1	0
Commercial Sex Acts	0	0	0	0
Involuntary Servitude	0	0	0	0
Crimes Against Property				
Arson	3	0	0	0
Bribery	0	0	0	0
Burglary	106	24	24	3
Counterfeiting/Forgery	1	1	2	0
Destruction/Damage/Vandalism	76	11	4	5
Embezzlement	2	1	1	0
Extortion/Blackmail	0	0	0	0
Fraud - False Pretenses	4	1	1	0
Fraud - Credit Card/ATM	0	0	0	0
Fraud - Impersonation	6	0	0	0
Fraud - Welfare	0	0	0	0
Fraud - Wire	0	0	0	0
Motor Vehicle Theft	11	3	3	0
Robbery	1	0	0	0
Stolen Property Offenses	4	4	4	0
Theft - Pocket-picking	1	0	0	0
Theft - Purse Snatching	0	0	0	0
Theft - Shoplifting	10	8	9	1
Theft From Building	77	23	18	2
Theft From Coin Machine	1	0	0	0
Theft From Motor Vehicle	19	3	3	0
Theft of Motor Vehicle Parts	4	0	0	0
Theft - All Other Larceny	62	8	11	0
Crimes Against Society				
Drug/Narcotic Violations	194	194	245	5
Drug/Narcotic Equipment Violations	144	144	84	1
Gambling - Betting/Wagering	0	0	0	0
Gambling - Operating/Promoting	0	0	0	0
Gambling - Equipment Violations	0	0	0	0
Gambling - Sports Tampering	0	0	0	0
Pornography/Obscene Material	0	0	0	0
Prostitution	0	0	0	0
Prostitution Assisting/Promoting	0	0	0	0
Purchasing Prostitution	0	0	0	0
Weapon Law Violations	4	4	1	0
Total Group A Offenses	1,003	588	535	27



2014 Population Estimate	N/A
Offense Overview	
Offense Total	1,259
Number Cleared	398
Percent Cleared	31.61 %
Group A Crimes per 100,000 population	N/A
Arrest Overview	
Total Arrests	1,568
Adult Arrests	1,552
Juvenile Arrests	16
Unknown Age	0
Arrests per 100,000 population	N/A
Average number offenses/incident	1.15

Domestic Violence Victims		
Offense	Reported	Cleared
Murder	0	0
Aggravated Assault	57	43
Simple Assault	148	107
Intimidation	9	0
Stalking	0	0
Forcible Rape	2	2
Forcible Sodomy	0	0
Sexual Assault W/Object	0	0
Forcible Fondling	2	1
Incest	0	0
Statutory Rape	0	0
Kidnapping/Abduction	1	0
Total	219	153

TIBRS Group B Arrests		
Offense	Adult	Juvenile
Bad Checks	0	0
Curfew/Vagrancy	0	0
Disorderly Conduct	3	1
DUI	53	0
Drunkenness	35	0
Family-Non Violent	171	0
Liquor Law Violations	10	0
Peeping Tom	0	0
Trespass	8	0
All Other Offenses	951	1
Total Group B	1,231	2

TIBRS Group A Offenses	Offenses		Arrests	
	Reported	Cleared	Adult	Juvenile
Crimes Against Persons				
Murder	0	0	0	0
Negligent Manslaughter	0	0	0	0
Kidnapping/Abduction	3	1	1	0
Forcible Rape	7	5	1	2
Forcible Sodomy	0	0	0	0
Sexual Assault W/Object	0	0	0	0
Forcible Fondling	5	1	1	0
Incest	0	0	0	0
Statutory Rape	2	1	1	0
Aggravated Assault	87	59	49	1
Simple Assault	200	126	112	2
Intimidation	29	0	0	0
Stalking	0	0	0	0
Commercial Sex Acts	0	0	0	0
Involuntary Servitude	0	0	0	0
Crimes Against Property				
Arson	2	0	0	0
Bribery	0	0	0	0
Burglary	243	17	13	0
Counterfeiting/Forgery	1	1	1	0
Destruction/Damage/Vandalism	124	10	5	0
Embezzlement	0	0	0	0
Extortion/Blackmail	0	0	0	0
Fraud - False Pretenses	4	0	0	0
Fraud - Credit Card/ATM	5	0	0	0
Fraud - Impersonation	1	0	0	0
Fraud - Welfare	0	0	0	0
Fraud - Wire	0	0	0	0
Motor Vehicle Theft	55	13	9	0
Robbery	3	0	0	0
Stolen Property Offenses	3	1	1	0
Theft - Pocket-picking	0	0	0	0
Theft - Purse Snatching	0	0	0	0
Theft - Shoplifting	3	1	1	0
Theft From Building	173	21	13	0
Theft From Coin Machine	0	0	0	0
Theft From Motor Vehicle	40	2	1	0
Theft of Motor Vehicle Parts	6	0	0	0
Theft - All Other Larceny	78	3	3	0
Crimes Against Society				
Drug/Narcotic Violations	122	90	80	6
Drug/Narcotic Equipment Violations	52	39	26	1
Gambling - Betting/Wagering	0	0	0	0
Gambling - Operating/Promoting	0	0	0	0
Gambling - Equipment Violations	0	0	0	0
Gambling - Sports Tampering	0	0	0	0
Pornography/Obscene Material	0	0	0	0
Prostitution	0	0	0	0
Prostitution Assisting/Promoting	0	0	0	0
Purchasing Prostitution	0	0	0	0
Weapon Law Violations	11	7	3	2
Total Group A Offenses	1,259	398	321	14



2014 Population Estimate	N/A
Offense Overview	
Offense Total	875
Number Cleared	572
Percent Cleared	65.37 %
Group A Crimes per 100,000 population	N/A
Arrest Overview	
Total Arrests	1,986
Adult Arrests	1,921
Juvenile Arrests	65
Unknown Age	0
Arrests per 100,000 population	N/A
Average number offenses/incident	1.17

Domestic Violence Victims		
Offense	Reported	Cleared
Murder	0	0
Aggravated Assault	30	30
Simple Assault	123	118
Intimidation	0	0
Stalking	0	0
Forcible Rape	1	1
Forcible Sodomy	0	0
Sexual Assault W/Object	0	0
Forcible Fondling	1	1
Incest	0	0
Statutory Rape	1	1
Kidnapping/Abduction	0	0
Total	156	151

TIBRS Group B Arrests		
Offense	Adult	Juvenile
Bad Checks	1	0
Curfew/Vagrancy	0	3
Disorderly Conduct	12	1
DUI	69	1
Drunkenness	23	2
Family-Non Violent	5	0
Liquor Law Violations	2	0
Peeping Tom	0	0
Trespass	18	1
All Other Offenses	1,425	9
Total Group B	1,555	17

TIBRS Group A Offenses	Offenses		Arrests	
	Reported	Cleared	Adult	Juvenile
Crimes Against Persons				
Murder	1	1	1	0
Negligent Manslaughter	0	0	0	0
Kidnapping/Abduction	0	0	0	0
Forcible Rape	4	3	0	0
Forcible Sodomy	0	0	0	0
Sexual Assault W/Object	0	0	0	0
Forcible Fondling	8	6	2	4
Incest	0	0	0	0
Statutory Rape	1	1	1	0
Aggravated Assault	49	48	37	3
Simple Assault	169	156	97	10
Intimidation	8	7	1	0
Stalking	0	0	0	0
Commercial Sex Acts	0	0	0	0
Involuntary Servitude	0	0	0	0
Crimes Against Property				
Arson	0	0	0	0
Bribery	0	0	0	0
Burglary	129	42	37	5
Counterfeiting/Forgery	3	3	4	0
Destruction/Damage/Vandalism	59	22	12	0
Embezzlement	0	0	0	0
Extortion/Blackmail	0	0	0	0
Fraud - False Pretenses	2	2	1	0
Fraud - Credit Card/ATM	2	1	0	0
Fraud - Impersonation	2	2	1	0
Fraud - Welfare	0	0	0	0
Fraud - Wire	0	0	0	0
Motor Vehicle Theft	21	7	6	1
Robbery	1	1	4	0
Stolen Property Offenses	4	3	2	0
Theft - Pocket-picking	0	0	0	0
Theft - Purse Snatching	0	0	0	0
Theft - Shoplifting	6	3	3	0
Theft From Building	48	16	8	2
Theft From Coin Machine	0	0	0	0
Theft From Motor Vehicle	42	7	2	0
Theft of Motor Vehicle Parts	10	2	2	0
Theft - All Other Larceny	51	9	6	1
Crimes Against Society				
Drug/Narcotic Violations	158	135	107	10
Drug/Narcotic Equipment Violations	76	76	25	7
Gambling - Betting/Wagering	0	0	0	0
Gambling - Operating/Promoting	0	0	0	0
Gambling - Equipment Violations	0	0	0	0
Gambling - Sports Tampering	0	0	0	0
Pornography/Obscene Material	7	5	1	5
Prostitution	0	0	0	0
Prostitution Assisting/Promoting	0	0	0	0
Purchasing Prostitution	0	0	0	0
Weapon Law Violations	14	14	6	0
Total Group A Offenses	875	572	366	48



2014 Population Estimate	N/A
Offense Overview	
Offense Total	3,259
Number Cleared	1,282
Percent Cleared	39.34 %
Group A Crimes per 100,000 population	N/A
Arrest Overview	
Total Arrests	9,098
Adult Arrests	8,706
Juvenile Arrests	392
Unknown Age	0
Arrests per 100,000 population	N/A
Average number offenses/incident	1.18

Domestic Violence Victims		
Offense	Reported	Cleared
Murder	0	0
Aggravated Assault	72	61
Simple Assault	470	364
Intimidation	49	20
Stalking	10	2
Forcible Rape	3	1
Forcible Sodomy	0	0
Sexual Assault W/Object	1	0
Forcible Fondling	5	0
Incest	0	0
Statutory Rape	0	0
Kidnapping/Abduction	14	6
Total	624	454

TIBRS Group B Arrests		
Offense	Adult	Juvenile
Bad Checks	22	0
Curfew/Vagrancy	0	0
Disorderly Conduct	13	14
DUI	232	0
Drunkenness	29	3
Family-Non Violent	1	0
Liquor Law Violations	12	5
Peeping Tom	0	0
Trespass	18	0
All Other Offenses	7,618	254
Total Group B	7,945	276

TIBRS Group A Offenses	Offenses		Arrests	
	Reported	Cleared	Adult	Juvenile
Crimes Against Persons				
Murder	1	0	0	0
Negligent Manslaughter	0	0	0	0
Kidnapping/Abduction	19	6	3	0
Forcible Rape	18	2	0	0
Forcible Sodomy	0	0	0	0
Sexual Assault W/Object	3	1	1	0
Forcible Fondling	28	2	0	0
Incest	0	0	0	0
Statutory Rape	1	0	0	0
Aggravated Assault	175	104	63	3
Simple Assault	700	424	184	40
Intimidation	146	33	11	2
Stalking	20	8	3	0
Commercial Sex Acts	0	0	0	0
Involuntary Servitude	0	0	0	0
Crimes Against Property				
Arson	7	1	0	1
Bribery	0	0	0	0
Burglary	205	17	18	1
Counterfeiting/Forgery	39	5	6	0
Destruction/Damage/Vandalism	105	8	3	2
Embezzlement	5	1	1	0
Extortion/Blackmail	4	0	0	0
Fraud - False Pretenses	75	2	2	1
Fraud - Credit Card/ATM	280	11	1	0
Fraud - Impersonation	4	0	0	0
Fraud - Welfare	0	0	0	0
Fraud - Wire	13	0	0	0
Motor Vehicle Theft	66	10	7	4
Robbery	11	0	0	0
Stolen Property Offenses	1	1	1	0
Theft - Pocket-picking	0	0	0	0
Theft - Purse Snatching	0	0	0	0
Theft - Shoplifting	71	52	41	13
Theft From Building	179	25	12	6
Theft From Coin Machine	0	0	0	0
Theft From Motor Vehicle	193	9	6	3
Theft of Motor Vehicle Parts	54	0	0	0
Theft - All Other Larceny	136	10	8	2
Crimes Against Society				
Drug/Narcotic Violations	373	309	309	34
Drug/Narcotic Equipment Violations	252	200	47	2
Gambling - Betting/Wagering	1	1	0	1
Gambling - Operating/Promoting	0	0	0	0
Gambling - Equipment Violations	0	0	0	0
Gambling - Sports Tampering	0	0	0	0
Pornography/Obscene Material	15	0	0	0
Prostitution	0	0	0	0
Prostitution Assisting/Promoting	0	0	0	0
Purchasing Prostitution	0	0	0	0
Weapon Law Violations	59	40	34	1
Total Group A Offenses	3,259	1,282	761	116



2014 Population Estimate	N/A
Offense Overview	
Offense Total	642
Number Cleared	436
Percent Cleared	67.91 %
Group A Crimes per 100,000 population	N/A
Arrest Overview	
Total Arrests	1,127
Adult Arrests	1,070
Juvenile Arrests	57
Unknown Age	0
Arrests per 100,000 population	N/A
Average number offenses/incident	1.21

Domestic Violence Victims		
Offense	Reported	Cleared
Murder	0	0
Aggravated Assault	16	14
Simple Assault	40	38
Intimidation	7	2
Stalking	2	2
Forcible Rape	1	1
Forcible Sodomy	0	0
Sexual Assault W/Object	0	0
Forcible Fondling	1	1
Incest	0	0
Statutory Rape	0	0
Kidnapping/Abduction	1	1
Total	68	59

TIBRS Group B Arrests		
Offense	Adult	Juvenile
Bad Checks	15	0
Curfew/Vagrancy	0	0
Disorderly Conduct	9	1
DUI	44	0
Drunkenness	23	0
Family-Non Violent	80	0
Liquor Law Violations	15	3
Peeping Tom	0	0
Trespass	10	2
All Other Offenses	537	27
Total Group B	733	33

TIBRS Group A Offenses	Offenses		Arrests	
	Reported	Cleared	Adult	Juvenile
Crimes Against Persons				
Murder	2	2	2	0
Negligent Manslaughter	0	0	0	0
Kidnapping/Abduction	1	1	1	0
Forcible Rape	4	3	1	1
Forcible Sodomy	0	0	0	0
Sexual Assault W/Object	0	0	0	0
Forcible Fondling	3	2	2	0
Incest	0	0	0	0
Statutory Rape	0	0	0	0
Aggravated Assault	42	39	20	4
Simple Assault	75	61	52	6
Intimidation	19	10	5	2
Stalking	3	2	2	0
Commercial Sex Acts	0	0	0	0
Involuntary Servitude	0	0	0	0
Crimes Against Property				
Arson	0	0	0	0
Bribery	0	0	0	0
Burglary	78	13	18	0
Counterfeiting/Forgery	5	3	2	1
Destruction/Damage/Vandalism	45	18	10	4
Embezzlement	0	0	0	0
Extortion/Blackmail	0	0	0	0
Fraud - False Pretenses	2	1	1	0
Fraud - Credit Card/ATM	2	2	1	0
Fraud - Impersonation	1	0	0	0
Fraud - Welfare	0	0	0	0
Fraud - Wire	0	0	0	0
Motor Vehicle Theft	13	5	2	0
Robbery	4	3	3	0
Stolen Property Offenses	0	0	0	0
Theft - Pocket-picking	1	0	0	0
Theft - Purse Snatching	0	0	0	0
Theft - Shoplifting	7	6	6	0
Theft From Building	22	10	9	1
Theft From Coin Machine	1	0	0	0
Theft From Motor Vehicle	16	3	3	0
Theft of Motor Vehicle Parts	1	0	0	0
Theft - All Other Larceny	59	17	18	0
Crimes Against Society				
Drug/Narcotic Violations	127	127	127	4
Drug/Narcotic Equipment Violations	104	104	51	0
Gambling - Betting/Wagering	0	0	0	0
Gambling - Operating/Promoting	0	0	0	0
Gambling - Equipment Violations	0	0	0	0
Gambling - Sports Tampering	0	0	0	0
Pornography/Obscene Material	0	0	0	0
Prostitution	0	0	0	0
Prostitution Assisting/Promoting	0	0	0	0
Purchasing Prostitution	0	0	0	0
Weapon Law Violations	5	4	1	1
Total Group A Offenses	642	436	337	24



2014 Population Estimate	N/A
Offense Overview	
Offense Total	365
Number Cleared	198
Percent Cleared	54.25 %
Group A Crimes per 100,000 population	N/A
Arrest Overview	
Total Arrests	289
Adult Arrests	283
Juvenile Arrests	6
Unknown Age	0
Arrests per 100,000 population	N/A
Average number offenses/incident	1.28

Domestic Violence Victims		
Offense	Reported	Cleared
Murder	0	0
Aggravated Assault	18	12
Simple Assault	42	33
Intimidation	10	9
Stalking	0	0
Forcible Rape	2	1
Forcible Sodomy	0	0
Sexual Assault W/Object	0	0
Forcible Fondling	0	0
Incest	0	0
Statutory Rape	0	0
Kidnapping/Abduction	3	3
Total	75	58

TIBRS Group B Arrests		
Offense	Adult	Juvenile
Bad Checks	0	0
Curfew/Vagrancy	0	0
Disorderly Conduct	9	0
DUI	29	0
Drunkenness	11	0
Family-Non Violent	1	0
Liquor Law Violations	0	0
Peeping Tom	0	0
Trespass	5	0
All Other Offenses	92	5
Total Group B	147	5

TIBRS Group A Offenses	Offenses		Arrests	
	Reported	Cleared	Adult	Juvenile
Crimes Against Persons				
Murder	0	0	0	0
Negligent Manslaughter	0	0	0	0
Kidnapping/Abduction	3	3	1	0
Forcible Rape	6	1	1	0
Forcible Sodomy	0	0	0	0
Sexual Assault W/Object	0	0	0	0
Forcible Fondling	1	1	1	0
Incest	0	0	0	0
Statutory Rape	0	0	0	0
Aggravated Assault	30	21	11	0
Simple Assault	52	41	34	0
Intimidation	12	10	8	0
Stalking	0	0	0	0
Commercial Sex Acts	0	0	0	0
Involuntary Servitude	0	0	0	0
Crimes Against Property				
Arson	1	0	0	0
Bribery	0	0	0	0
Burglary	31	8	5	0
Counterfeiting/Forgery	6	2	0	0
Destruction/Damage/Vandalism	25	5	4	0
Embezzlement	0	0	0	0
Extortion/Blackmail	0	0	0	0
Fraud - False Pretenses	3	2	1	0
Fraud - Credit Card/ATM	4	1	1	0
Fraud - Impersonation	4	1	0	0
Fraud - Welfare	0	0	0	0
Fraud - Wire	0	0	0	0
Motor Vehicle Theft	34	14	8	1
Robbery	3	3	6	0
Stolen Property Offenses	0	0	0	0
Theft - Pocket-picking	0	0	0	0
Theft - Purse Snatching	0	0	0	0
Theft - Shoplifting	0	0	0	0
Theft From Building	19	7	6	0
Theft From Coin Machine	0	0	0	0
Theft From Motor Vehicle	6	0	0	0
Theft of Motor Vehicle Parts	2	1	1	0
Theft - All Other Larceny	42	3	3	0
Crimes Against Society				
Drug/Narcotic Violations	50	45	41	0
Drug/Narcotic Equipment Violations	22	22	2	0
Gambling - Betting/Wagering	0	0	0	0
Gambling - Operating/Promoting	0	0	0	0
Gambling - Equipment Violations	0	0	0	0
Gambling - Sports Tampering	0	0	0	0
Pornography/Obscene Material	1	0	0	0
Prostitution	0	0	0	0
Prostitution Assisting/Promoting	0	0	0	0
Purchasing Prostitution	0	0	0	0
Weapon Law Violations	8	7	2	0
Total Group A Offenses	365	198	136	1



2014 Population Estimate	N/A
Offense Overview	
Offense Total	2,967
Number Cleared	1,363
Percent Cleared	45.94 %
Group A Crimes per 100,000 population	N/A
Arrest Overview	
Total Arrests	1,331
Adult Arrests	1,272
Juvenile Arrests	59
Unknown Age	0
Arrests per 100,000 population	N/A
Average number offenses/incident	1.08

Domestic Violence Victims		
Offense	Reported	Cleared
Murder	2	1
Aggravated Assault	57	51
Simple Assault	395	350
Intimidation	246	216
Stalking	3	3
Forcible Rape	1	0
Forcible Sodomy	0	0
Sexual Assault W/Object	0	0
Forcible Fondling	10	4
Incest	0	0
Statutory Rape	1	1
Kidnapping/Abduction	1	1
Total	716	627

TIBRS Group B Arrests		
Offense	Adult	Juvenile
Bad Checks	0	0
Curfew/Vagrancy	0	0
Disorderly Conduct	9	2
DUI	122	2
Drunkenness	64	3
Family-Non Violent	3	0
Liquor Law Violations	0	0
Peeping Tom	0	0
Trespass	8	1
All Other Offenses	380	9
Total Group B	586	17

TIBRS Group A Offenses	Offenses		Arrests	
	Reported	Cleared	Adult	Juvenile
Crimes Against Persons				
Murder	2	1	1	0
Negligent Manslaughter	0	0	0	0
Kidnapping/Abduction	7	4	1	0
Forcible Rape	4	0	0	0
Forcible Sodomy	1	1	1	0
Sexual Assault W/Object	0	0	0	0
Forcible Fondling	16	6	1	0
Incest	0	0	0	0
Statutory Rape	3	2	2	0
Aggravated Assault	90	72	55	1
Simple Assault	540	421	153	13
Intimidation	435	280	14	0
Stalking	4	4	2	0
Commercial Sex Acts	0	0	0	0
Involuntary Servitude	0	0	0	0
Crimes Against Property				
Arson	3	2	0	1
Bribery	0	0	0	0
Burglary	342	60	59	11
Counterfeiting/Forgery	29	5	3	0
Destruction/Damage/Vandalism	272	37	6	0
Embezzlement	3	2	1	0
Extortion/Blackmail	0	0	0	0
Fraud - False Pretenses	20	4	1	0
Fraud - Credit Card/ATM	0	0	0	0
Fraud - Impersonation	38	1	0	0
Fraud - Welfare	0	0	0	0
Fraud - Wire	61	10	4	0
Motor Vehicle Theft	103	26	12	3
Robbery	13	6	6	0
Stolen Property Offenses	0	0	0	0
Theft - Pocket-picking	0	0	0	0
Theft - Purse Snatching	0	0	0	0
Theft - Shoplifting	33	7	5	0
Theft From Building	208	37	9	1
Theft From Coin Machine	4	1	1	0
Theft From Motor Vehicle	129	5	4	0
Theft of Motor Vehicle Parts	4	1	1	0
Theft - All Other Larceny	259	36	10	0
Crimes Against Society				
Drug/Narcotic Violations	273	265	288	10
Drug/Narcotic Equipment Violations	60	59	39	1
Gambling - Betting/Wagering	0	0	0	0
Gambling - Operating/Promoting	0	0	0	0
Gambling - Equipment Violations	0	0	0	0
Gambling - Sports Tampering	0	0	0	0
Pornography/Obscene Material	2	1	0	1
Prostitution	1	0	0	0
Prostitution Assisting/Promoting	0	0	0	0
Purchasing Prostitution	0	0	0	0
Weapon Law Violations	8	7	7	0
Total Group A Offenses	2,967	1,363	686	42



2014 Population Estimate	N/A
Offense Overview	
Offense Total	8,270
Number Cleared	1,608
Percent Cleared	19.44 %
Group A Crimes per 100,000 population	N/A
Arrest Overview	
Total Arrests	1,841
Adult Arrests	1,619
Juvenile Arrests	222
Unknown Age	0
Arrests per 100,000 population	N/A
Average number offenses/incident	1.19

Domestic Violence Victims		
Offense	Reported	Cleared
Murder	0	0
Aggravated Assault	143	80
Simple Assault	925	339
Intimidation	202	21
Stalking	15	0
Forcible Rape	7	3
Forcible Sodomy	4	4
Sexual Assault W/Object	0	0
Forcible Fondling	7	1
Incest	0	0
Statutory Rape	1	0
Kidnapping/Abduction	7	1
Total	1,311	449

TIBRS Group B Arrests		
Offense	Adult	Juvenile
Bad Checks	0	0
Curfew/Vagrancy	0	0
Disorderly Conduct	26	5
DUI	235	3
Drunkenness	10	0
Family-Non Violent	4	0
Liquor Law Violations	5	0
Peeping Tom	0	0
Trespass	9	2
All Other Offenses	246	8
Total Group B	535	18

TIBRS Group A Offenses	Offenses		Arrests	
	Reported	Cleared	Adult	Juvenile
Crimes Against Persons				
Murder	1	0	0	0
Negligent Manslaughter	0	0	0	0
Kidnapping/Abduction	9	1	1	0
Forcible Rape	16	3	0	3
Forcible Sodomy	6	4	0	3
Sexual Assault W/Object	1	1	4	0
Forcible Fondling	38	5	1	3
Incest	0	0	0	0
Statutory Rape	8	2	1	0
Aggravated Assault	356	145	98	17
Simple Assault	2,078	454	305	59
Intimidation	630	40	18	2
Stalking	26	1	0	0
Commercial Sex Acts	1	0	0	0
Involuntary Servitude	0	0	0	0
Crimes Against Property				
Arson	10	2	0	2
Bribery	1	0	0	0
Burglary	801	69	65	27
Counterfeiting/Forgery	71	16	18	0
Destruction/Damage/Vandalism	825	88	27	11
Embezzlement	47	17	16	0
Extortion/Blackmail	3	0	0	0
Fraud - False Pretenses	113	3	4	0
Fraud - Credit Card/ATM	8	0	1	0
Fraud - Impersonation	158	19	16	0
Fraud - Welfare	0	0	0	0
Fraud - Wire	2	0	0	0
Motor Vehicle Theft	182	23	9	1
Robbery	86	10	8	9
Stolen Property Offenses	79	37	34	5
Theft - Pocket-picking	8	0	1	1
Theft - Purse Snatching	0	0	0	0
Theft - Shoplifting	179	13	13	1
Theft From Building	455	39	18	8
Theft From Coin Machine	0	0	0	0
Theft From Motor Vehicle	488	19	14	9
Theft of Motor Vehicle Parts	132	4	4	0
Theft - All Other Larceny	470	34	28	6
Crimes Against Society				
Drug/Narcotic Violations	618	321	335	6
Drug/Narcotic Equipment Violations	187	112	11	0
Gambling - Betting/Wagering	0	0	0	0
Gambling - Operating/Promoting	0	0	0	0
Gambling - Equipment Violations	0	0	0	0
Gambling - Sports Tampering	0	0	0	0
Pornography/Obscene Material	3	0	0	0
Prostitution	0	0	0	0
Prostitution Assisting/Promoting	2	1	1	0
Purchasing Prostitution	0	0	0	0
Weapon Law Violations	172	125	33	31
Total Group A Offenses	8,270	1,608	1,084	204



2014 Population Estimate	N/A
Offense Overview	
Offense Total	545
Number Cleared	212
Percent Cleared	38.90 %
Group A Crimes per 100,000 population	N/A
Arrest Overview	
Total Arrests	877
Adult Arrests	877
Juvenile Arrests	0
Unknown Age	0
Arrests per 100,000 population	N/A
Average number offenses/incident	1.07

Domestic Violence Victims		
Offense	Reported	Cleared
Murder	0	0
Aggravated Assault	9	7
Simple Assault	41	34
Intimidation	12	2
Stalking	0	0
Forcible Rape	1	0
Forcible Sodomy	0	0
Sexual Assault W/Object	0	0
Forcible Fondling	0	0
Incest	0	0
Statutory Rape	0	0
Kidnapping/Abduction	0	0
Total	63	43

TIBRS Group B Arrests		
Offense	Adult	Juvenile
Bad Checks	16	0
Curfew/Vagrancy	0	0
Disorderly Conduct	3	0
DUI	45	0
Drunkenness	26	0
Family-Non Violent	8	0
Liquor Law Violations	7	0
Peeping Tom	0	0
Trespass	2	0
All Other Offenses	582	0
Total Group B	689	0

TIBRS Group A Offenses	Offenses		Arrests	
	Reported	Cleared	Adult	Juvenile
Crimes Against Persons				
Murder	0	0	0	0
Negligent Manslaughter	0	0	0	0
Kidnapping/Abduction	0	0	0	0
Forcible Rape	3	0	0	0
Forcible Sodomy	1	0	0	0
Sexual Assault W/Object	0	0	0	0
Forcible Fondling	1	0	0	0
Incest	0	0	0	0
Statutory Rape	1	0	0	0
Aggravated Assault	24	17	13	0
Simple Assault	87	72	61	0
Intimidation	61	15	12	0
Stalking	4	1	1	0
Commercial Sex Acts	0	0	0	0
Involuntary Servitude	0	0	0	0
Crimes Against Property				
Arson	1	0	0	0
Bribery	0	0	0	0
Burglary	42	12	11	0
Counterfeiting/Forgery	12	5	5	0
Destruction/Damage/Vandalism	53	5	3	0
Embezzlement	0	0	0	0
Extortion/Blackmail	0	0	0	0
Fraud - False Pretenses	5	2	2	0
Fraud - Credit Card/ATM	6	1	1	0
Fraud - Impersonation	11	2	2	0
Fraud - Welfare	0	0	0	0
Fraud - Wire	1	0	0	0
Motor Vehicle Theft	22	6	5	0
Robbery	2	1	2	0
Stolen Property Offenses	1	0	0	0
Theft - Pocket-picking	1	0	0	0
Theft - Purse Snatching	0	0	0	0
Theft - Shoplifting	0	0	0	0
Theft From Building	21	1	1	0
Theft From Coin Machine	1	0	0	0
Theft From Motor Vehicle	16	0	0	0
Theft of Motor Vehicle Parts	2	0	0	0
Theft - All Other Larceny	64	10	9	0
Crimes Against Society				
Drug/Narcotic Violations	76	49	47	0
Drug/Narcotic Equipment Violations	22	11	11	0
Gambling - Betting/Wagering	0	0	0	0
Gambling - Operating/Promoting	0	0	0	0
Gambling - Equipment Violations	0	0	0	0
Gambling - Sports Tampering	0	0	0	0
Pornography/Obscene Material	2	0	0	0
Prostitution	0	0	0	0
Prostitution Assisting/Promoting	0	0	0	0
Purchasing Prostitution	0	0	0	0
Weapon Law Violations	2	2	2	0
Total Group A Offenses	545	212	188	0



2014 Population Estimate	N/A
Offense Overview	
Offense Total	456
Number Cleared	270
Percent Cleared	59.21 %
Group A Crimes per 100,000 population	N/A
Arrest Overview	
Total Arrests	625
Adult Arrests	597
Juvenile Arrests	28
Unknown Age	0
Arrests per 100,000 population	N/A
Average number offenses/incident	1.37

Domestic Violence Victims		
Offense	Reported	Cleared
Murder	0	0
Aggravated Assault	34	32
Simple Assault	38	35
Intimidation	5	5
Stalking	0	0
Forcible Rape	6	4
Forcible Sodomy	0	0
Sexual Assault W/Object	3	2
Forcible Fondling	6	6
Incest	1	1
Statutory Rape	1	1
Kidnapping/Abduction	0	0
Total	94	86

TIBRS Group B Arrests		
Offense	Adult	Juvenile
Bad Checks	10	0
Curfew/Vagrancy	0	0
Disorderly Conduct	9	3
DUI	48	0
Drunkenness	14	0
Family-Non Violent	0	0
Liquor Law Violations	9	5
Peeping Tom	0	0
Trespass	5	5
All Other Offenses	360	7
Total Group B	455	20

TIBRS Group A Offenses	Offenses		Arrests	
	Reported	Cleared	Adult	Juvenile
Crimes Against Persons				
Murder	0	0	0	0
Negligent Manslaughter	0	0	0	0
Kidnapping/Abduction	1	1	0	0
Forcible Rape	7	5	0	0
Forcible Sodomy	0	0	0	0
Sexual Assault W/Object	4	2	0	0
Forcible Fondling	12	10	4	1
Incest	1	1	0	0
Statutory Rape	2	1	1	0
Aggravated Assault	53	51	23	2
Simple Assault	47	42	31	2
Intimidation	6	6	5	0
Stalking	1	1	1	0
Commercial Sex Acts	0	0	0	0
Involuntary Servitude	0	0	0	0
Crimes Against Property				
Arson	1	1	2	0
Bribery	0	0	0	0
Burglary	74	13	15	0
Counterfeiting/Forgery	7	6	4	0
Destruction/Damage/Vandalism	53	15	3	1
Embezzlement	2	1	1	0
Extortion/Blackmail	0	0	0	0
Fraud - False Pretenses	8	5	1	0
Fraud - Credit Card/ATM	2	0	0	0
Fraud - Impersonation	7	3	3	0
Fraud - Welfare	0	0	0	0
Fraud - Wire	0	0	0	0
Motor Vehicle Theft	14	5	4	1
Robbery	0	0	0	0
Stolen Property Offenses	0	0	0	0
Theft - Pocket-picking	0	0	0	0
Theft - Purse Snatching	0	0	0	0
Theft - Shoplifting	2	2	2	0
Theft From Building	25	11	8	0
Theft From Coin Machine	0	0	0	0
Theft From Motor Vehicle	4	2	1	0
Theft of Motor Vehicle Parts	10	0	0	0
Theft - All Other Larceny	31	4	2	0
Crimes Against Society				
Drug/Narcotic Violations	44	44	28	1
Drug/Narcotic Equipment Violations	31	31	2	0
Gambling - Betting/Wagering	0	0	0	0
Gambling - Operating/Promoting	0	0	0	0
Gambling - Equipment Violations	0	0	0	0
Gambling - Sports Tampering	0	0	0	0
Pornography/Obscene Material	0	0	0	0
Prostitution	0	0	0	0
Prostitution Assisting/Promoting	0	0	0	0
Purchasing Prostitution	0	0	0	0
Weapon Law Violations	7	7	1	0
Total Group A Offenses	456	270	142	8



2014 Population Estimate	N/A
Offense Overview	
Offense Total	3,733
Number Cleared	1,470
Percent Cleared	39.38 %
Group A Crimes per 100,000 population	N/A
Arrest Overview	
Total Arrests	4,246
Adult Arrests	4,211
Juvenile Arrests	35
Unknown Age	0
Arrests per 100,000 population	N/A
Average number offenses/incident	1.19

Domestic Violence Victims		
Offense	Reported	Cleared
Murder	3	3
Aggravated Assault	90	80
Simple Assault	549	403
Intimidation	105	49
Stalking	6	4
Forcible Rape	4	4
Forcible Sodomy	3	1
Sexual Assault W/Object	5	4
Forcible Fondling	35	24
Incest	1	0
Statutory Rape	7	4
Kidnapping/Abduction	5	2
Total	813	578

TIBRS Group B Arrests		
Offense	Adult	Juvenile
Bad Checks	1	0
Curfew/Vagrancy	0	0
Disorderly Conduct	13	0
DUI	71	0
Drunkenness	27	0
Family-Non Violent	7	0
Liquor Law Violations	2	0
Peeping Tom	0	0
Trespass	4	1
All Other Offenses	3,669	5
Total Group B	3,794	6

TIBRS Group A Offenses	Offenses		Arrests	
	Reported	Cleared	Adult	Juvenile
Crimes Against Persons				
Murder	3	3	1	0
Negligent Manslaughter	1	0	0	0
Kidnapping/Abduction	8	3	2	0
Forcible Rape	16	12	1	0
Forcible Sodomy	5	3	0	0
Sexual Assault W/Object	10	6	0	0
Forcible Fondling	86	50	2	1
Incest	1	0	0	0
Statutory Rape	12	6	1	0
Aggravated Assault	199	137	69	2
Simple Assault	882	584	142	15
Intimidation	317	126	6	0
Stalking	16	7	1	0
Commercial Sex Acts	0	0	0	0
Involuntary Servitude	0	0	0	0
Crimes Against Property				
Arson	21	2	1	0
Bribery	0	0	0	0
Burglary	298	40	11	0
Counterfeiting/Forgery	14	6	3	0
Destruction/Damage/Vandalism	470	83	11	0
Embezzlement	4	1	0	0
Extortion/Blackmail	2	1	0	0
Fraud - False Pretenses	71	19	3	0
Fraud - Credit Card/ATM	22	2	0	0
Fraud - Impersonation	45	10	6	0
Fraud - Welfare	0	0	0	0
Fraud - Wire	14	2	0	0
Motor Vehicle Theft	143	42	11	5
Robbery	19	5	0	0
Stolen Property Offenses	1	1	0	0
Theft - Pocket-picking	2	0	0	0
Theft - Purse Snatching	0	0	0	0
Theft - Shoplifting	13	2	0	0
Theft From Building	242	65	12	0
Theft From Coin Machine	1	1	0	0
Theft From Motor Vehicle	148	16	3	0
Theft of Motor Vehicle Parts	85	9	5	0
Theft - All Other Larceny	235	37	8	0
Crimes Against Society				
Drug/Narcotic Violations	172	88	85	5
Drug/Narcotic Equipment Violations	118	82	27	0
Gambling - Betting/Wagering	0	0	0	0
Gambling - Operating/Promoting	0	0	0	0
Gambling - Equipment Violations	0	0	0	0
Gambling - Sports Tampering	0	0	0	0
Pornography/Obscene Material	15	5	0	0
Prostitution	5	3	1	0
Prostitution Assisting/Promoting	0	0	0	0
Purchasing Prostitution	0	0	0	0
Weapon Law Violations	17	11	5	1
Total Group A Offenses	3,733	1,470	417	29



2014 Population Estimate	N/A
Offense Overview	
Offense Total	1,702
Number Cleared	743
Percent Cleared	43.65 %
Group A Crimes per 100,000 population	N/A
Arrest Overview	
Total Arrests	3,795
Adult Arrests	3,635
Juvenile Arrests	160
Unknown Age	0
Arrests per 100,000 population	N/A
Average number offenses/incident	1.21

Domestic Violence Victims		
Offense	Reported	Cleared
Murder	0	0
Aggravated Assault	59	49
Simple Assault	250	170
Intimidation	25	5
Stalking	0	0
Forcible Rape	5	1
Forcible Sodomy	0	0
Sexual Assault W/Object	1	0
Forcible Fondling	7	0
Incest	0	0
Statutory Rape	5	2
Kidnapping/Abduction	6	4
Total	358	231

TIBRS Group B Arrests		
Offense	Adult	Juvenile
Bad Checks	139	0
Curfew/Vagrancy	0	1
Disorderly Conduct	6	6
DUI	252	1
Drunkenness	33	1
Family-Non Violent	39	0
Liquor Law Violations	28	4
Peeping Tom	0	0
Trespass	8	2
All Other Offenses	2,667	51
Total Group B	3,172	66

TIBRS Group A Offenses	Offenses		Arrests	
	Reported	Cleared	Adult	Juvenile
Crimes Against Persons				
Murder	0	0	1	0
Negligent Manslaughter	1	0	0	0
Kidnapping/Abduction	9	5	6	0
Forcible Rape	14	3	1	1
Forcible Sodomy	2	1	0	1
Sexual Assault W/Object	1	0	0	0
Forcible Fondling	26	2	1	1
Incest	0	0	0	0
Statutory Rape	5	2	3	0
Aggravated Assault	91	74	50	2
Simple Assault	393	240	155	35
Intimidation	70	14	5	1
Stalking	1	0	0	0
Commercial Sex Acts	0	0	0	0
Involuntary Servitude	0	0	0	0
Crimes Against Property				
Arson	4	1	1	0
Bribery	0	0	0	0
Burglary	152	25	21	0
Counterfeiting/Forgery	11	4	4	0
Destruction/Damage/Vandalism	145	39	12	2
Embezzlement	1	1	0	0
Extortion/Blackmail	1	1	1	0
Fraud - False Pretenses	23	3	5	0
Fraud - Credit Card/ATM	34	5	4	0
Fraud - Impersonation	44	9	8	0
Fraud - Welfare	1	0	0	0
Fraud - Wire	1	0	0	0
Motor Vehicle Theft	26	7	3	1
Robbery	2	0	1	0
Stolen Property Offenses	4	1	0	0
Theft - Pocket-picking	0	0	0	0
Theft - Purse Snatching	1	1	0	0
Theft - Shoplifting	7	3	2	1
Theft From Building	63	12	3	1
Theft From Coin Machine	0	0	0	0
Theft From Motor Vehicle	39	0	0	0
Theft of Motor Vehicle Parts	9	1	1	0
Theft - All Other Larceny	192	25	17	9
Crimes Against Society				
Drug/Narcotic Violations	165	132	123	24
Drug/Narcotic Equipment Violations	130	109	32	1
Gambling - Betting/Wagering	0	0	0	0
Gambling - Operating/Promoting	0	0	0	0
Gambling - Equipment Violations	0	0	0	0
Gambling - Sports Tampering	0	0	0	0
Pornography/Obscene Material	10	3	1	2
Prostitution	0	0	0	0
Prostitution Assisting/Promoting	0	0	0	0
Purchasing Prostitution	0	0	0	0
Weapon Law Violations	24	20	2	12
Total Group A Offenses	1,702	743	463	94



2014 Population Estimate	N/A
Offense Overview	
Offense Total	2,587
Number Cleared	832
Percent Cleared	32.16 %
Group A Crimes per 100,000 population	N/A
Arrest Overview	
Total Arrests	1,893
Adult Arrests	1,750
Juvenile Arrests	143
Unknown Age	0
Arrests per 100,000 population	N/A
Average number offenses/incident	1.25

Domestic Violence Victims		
Offense	Reported	Cleared
Murder	0	0
Aggravated Assault	73	61
Simple Assault	384	234
Intimidation	177	32
Stalking	0	0
Forcible Rape	7	1
Forcible Sodomy	0	0
Sexual Assault W/Object	0	0
Forcible Fondling	15	0
Incest	1	0
Statutory Rape	2	0
Kidnapping/Abduction	3	0
Total	662	328

TIBRS Group B Arrests		
Offense	Adult	Juvenile
Bad Checks	4	0
Curfew/Vagrancy	0	3
Disorderly Conduct	16	3
DUI	100	1
Drunkenness	52	0
Family-Non Violent	85	39
Liquor Law Violations	28	13
Peeping Tom	0	0
Trespass	4	2
All Other Offenses	901	9
Total Group B	1,190	70

TIBRS Group A Offenses	Offenses		Arrests	
	Reported	Cleared	Adult	Juvenile
Crimes Against Persons				
Murder	1	0	0	0
Negligent Manslaughter	0	0	0	0
Kidnapping/Abduction	3	0	0	0
Forcible Rape	17	1	1	0
Forcible Sodomy	1	0	0	0
Sexual Assault W/Object	0	0	0	0
Forcible Fondling	30	2	2	0
Incest	1	0	0	0
Statutory Rape	6	1	1	0
Aggravated Assault	140	97	73	10
Simple Assault	483	255	188	33
Intimidation	405	39	32	2
Stalking	3	0	0	0
Commercial Sex Acts	0	0	0	0
Involuntary Servitude	0	0	0	0
Crimes Against Property				
Arson	5	0	0	0
Bribery	0	0	0	0
Burglary	182	21	18	5
Counterfeiting/Forgery	17	3	2	0
Destruction/Damage/Vandalism	268	50	19	0
Embezzlement	0	0	0	0
Extortion/Blackmail	3	0	0	0
Fraud - False Pretenses	39	0	0	0
Fraud - Credit Card/ATM	24	1	0	0
Fraud - Impersonation	42	4	4	0
Fraud - Welfare	0	0	0	0
Fraud - Wire	0	0	0	0
Motor Vehicle Theft	68	11	7	0
Robbery	12	3	2	2
Stolen Property Offenses	2	0	0	0
Theft - Pocket-picking	0	0	0	0
Theft - Purse Snatching	0	0	0	0
Theft - Shoplifting	2	0	0	0
Theft From Building	162	14	8	4
Theft From Coin Machine	0	0	0	0
Theft From Motor Vehicle	80	2	3	0
Theft of Motor Vehicle Parts	58	1	1	0
Theft - All Other Larceny	162	10	9	2
Crimes Against Society				
Drug/Narcotic Violations	184	164	170	9
Drug/Narcotic Equipment Violations	157	139	14	3
Gambling - Betting/Wagering	0	0	0	0
Gambling - Operating/Promoting	0	0	0	0
Gambling - Equipment Violations	0	0	0	0
Gambling - Sports Tampering	0	0	0	0
Pornography/Obscene Material	11	2	1	3
Prostitution	0	0	0	0
Prostitution Assisting/Promoting	0	0	0	0
Purchasing Prostitution	0	0	0	0
Weapon Law Violations	19	12	5	0
Total Group A Offenses	2,587	832	560	73



2014 Population Estimate	N/A
Offense Overview	
Offense Total	483
Number Cleared	388
Percent Cleared	80.33 %
Group A Crimes per 100,000 population	N/A
Arrest Overview	
Total Arrests	773
Adult Arrests	761
Juvenile Arrests	12
Unknown Age	0
Arrests per 100,000 population	N/A
Average number offenses/incident	1.24

Domestic Violence Victims		
Offense	Reported	Cleared
Murder	1	1
Aggravated Assault	11	9
Simple Assault	48	45
Intimidation	6	4
Stalking	1	1
Forcible Rape	0	0
Forcible Sodomy	0	0
Sexual Assault W/Object	0	0
Forcible Fondling	0	0
Incest	0	0
Statutory Rape	0	0
Kidnapping/Abduction	1	1
Total	68	61

TIBRS Group B Arrests		
Offense	Adult	Juvenile
Bad Checks	0	0
Curfew/Vagrancy	0	0
Disorderly Conduct	14	2
DUI	44	0
Drunkenness	17	0
Family-Non Violent	44	0
Liquor Law Violations	5	0
Peeping Tom	0	0
Trespass	4	0
All Other Offenses	303	2
Total Group B	431	4

TIBRS Group A Offenses	Offenses		Arrests	
	Reported	Cleared	Adult	Juvenile
Crimes Against Persons				
Murder	1	1	1	0
Negligent Manslaughter	0	0	0	0
Kidnapping/Abduction	1	1	1	0
Forcible Rape	0	0	0	0
Forcible Sodomy	1	1	1	0
Sexual Assault W/Object	0	0	0	0
Forcible Fondling	0	0	0	0
Incest	0	0	0	0
Statutory Rape	0	0	0	0
Aggravated Assault	32	27	20	0
Simple Assault	69	61	53	2
Intimidation	9	5	3	0
Stalking	1	1	1	0
Commercial Sex Acts	0	0	0	0
Involuntary Servitude	0	0	0	0
Crimes Against Property				
Arson	0	0	0	0
Bribery	0	0	0	0
Burglary	25	10	9	0
Counterfeiting/Forgery	4	4	3	0
Destruction/Damage/Vandalism	36	18	5	2
Embezzlement	0	0	0	0
Extortion/Blackmail	1	1	0	0
Fraud - False Pretenses	7	7	8	0
Fraud - Credit Card/ATM	2	0	0	0
Fraud - Impersonation	3	2	1	0
Fraud - Welfare	0	0	0	0
Fraud - Wire	0	0	0	0
Motor Vehicle Theft	10	7	7	0
Robbery	2	2	3	0
Stolen Property Offenses	2	2	2	0
Theft - Pocket-picking	0	0	0	0
Theft - Purse Snatching	0	0	0	0
Theft - Shoplifting	98	91	96	2
Theft From Building	22	8	8	1
Theft From Coin Machine	0	0	0	0
Theft From Motor Vehicle	12	5	9	0
Theft of Motor Vehicle Parts	5	2	2	0
Theft - All Other Larceny	9	4	3	0
Crimes Against Society				
Drug/Narcotic Violations	73	72	71	1
Drug/Narcotic Equipment Violations	52	50	22	0
Gambling - Betting/Wagering	0	0	0	0
Gambling - Operating/Promoting	0	0	0	0
Gambling - Equipment Violations	0	0	0	0
Gambling - Sports Tampering	0	0	0	0
Pornography/Obscene Material	0	0	0	0
Prostitution	0	0	0	0
Prostitution Assisting/Promoting	1	1	0	0
Purchasing Prostitution	0	0	0	0
Weapon Law Violations	5	5	1	0
Total Group A Offenses	483	388	330	8



2014 Population Estimate	N/A
Offense Overview	
Offense Total	831
Number Cleared	422
Percent Cleared	50.78 %
Group A Crimes per 100,000 population	N/A
Arrest Overview	
Total Arrests	1,041
Adult Arrests	997
Juvenile Arrests	44
Unknown Age	0
Arrests per 100,000 population	N/A
Average number offenses/incident	1.16

Domestic Violence Victims		
Offense	Reported	Cleared
Murder	0	0
Aggravated Assault	19	19
Simple Assault	77	71
Intimidation	13	5
Stalking	1	0
Forcible Rape	1	1
Forcible Sodomy	1	0
Sexual Assault W/Object	0	0
Forcible Fondling	1	1
Incest	0	0
Statutory Rape	1	0
Kidnapping/Abduction	0	0
Total	114	97

TIBRS Group B Arrests		
Offense	Adult	Juvenile
Bad Checks	13	0
Curfew/Vagrancy	0	0
Disorderly Conduct	5	1
DUI	63	0
Drunkenness	18	1
Family-Non Violent	80	0
Liquor Law Violations	18	4
Peeping Tom	1	0
Trespass	11	3
All Other Offenses	454	1
Total Group B	663	10

TIBRS Group A Offenses	Offenses		Arrests	
	Reported	Cleared	Adult	Juvenile
Crimes Against Persons				
Murder	0	0	0	0
Negligent Manslaughter	0	0	0	0
Kidnapping/Abduction	0	0	0	0
Forcible Rape	6	3	2	1
Forcible Sodomy	1	0	0	0
Sexual Assault W/Object	0	0	0	0
Forcible Fondling	1	1	1	0
Incest	0	0	0	0
Statutory Rape	1	0	0	0
Aggravated Assault	44	38	28	2
Simple Assault	111	98	72	12
Intimidation	24	5	4	0
Stalking	1	0	0	0
Commercial Sex Acts	0	0	0	0
Involuntary Servitude	0	0	0	0
Crimes Against Property				
Arson	2	0	0	0
Bribery	0	0	0	0
Burglary	141	16	24	1
Counterfeiting/Forgery	4	1	1	0
Destruction/Damage/Vandalism	54	15	8	3
Embezzlement	2	2	2	0
Extortion/Blackmail	0	0	0	0
Fraud - False Pretenses	10	1	1	0
Fraud - Credit Card/ATM	2	0	0	0
Fraud - Impersonation	6	4	3	0
Fraud - Welfare	0	0	0	0
Fraud - Wire	0	0	0	0
Motor Vehicle Theft	32	4	4	0
Robbery	4	0	0	0
Stolen Property Offenses	6	5	6	0
Theft - Pocket-picking	0	0	0	0
Theft - Purse Snatching	0	0	0	0
Theft - Shoplifting	6	2	2	0
Theft From Building	77	20	20	0
Theft From Coin Machine	1	0	0	0
Theft From Motor Vehicle	16	3	4	0
Theft of Motor Vehicle Parts	17	2	2	0
Theft - All Other Larceny	70	14	18	3
Crimes Against Society				
Drug/Narcotic Violations	112	111	109	9
Drug/Narcotic Equipment Violations	61	61	18	2
Gambling - Betting/Wagering	0	0	0	0
Gambling - Operating/Promoting	0	0	0	0
Gambling - Equipment Violations	0	0	0	0
Gambling - Sports Tampering	0	0	0	0
Pornography/Obscene Material	3	0	0	0
Prostitution	0	0	0	0
Prostitution Assisting/Promoting	0	0	0	0
Purchasing Prostitution	0	0	0	0
Weapon Law Violations	16	16	5	1
Total Group A Offenses	831	422	334	34



2014 Population Estimate	N/A
Offense Overview	
Offense Total	112
Number Cleared	77
Percent Cleared	68.75 %
Group A Crimes per 100,000 population	N/A
Arrest Overview	
Total Arrests	228
Adult Arrests	228
Juvenile Arrests	0
Unknown Age	0
Arrests per 100,000 population	N/A
Average number offenses/incident	1.37

Domestic Violence Victims		
Offense	Reported	Cleared
Murder	0	0
Aggravated Assault	1	1
Simple Assault	11	9
Intimidation	0	0
Stalking	0	0
Forcible Rape	0	0
Forcible Sodomy	0	0
Sexual Assault W/Object	0	0
Forcible Fondling	0	0
Incest	0	0
Statutory Rape	0	0
Kidnapping/Abduction	0	0
Total	12	10

TIBRS Group B Arrests		
Offense	Adult	Juvenile
Bad Checks	0	0
Curfew/Vagrancy	0	0
Disorderly Conduct	0	0
DUI	11	0
Drunkenness	4	0
Family-Non Violent	0	0
Liquor Law Violations	1	0
Peeping Tom	0	0
Trespass	0	0
All Other Offenses	163	0
Total Group B	179	0

TIBRS Group A Offenses	Offenses		Arrests	
	Reported	Cleared	Adult	Juvenile
Crimes Against Persons				
Murder	0	0	0	0
Negligent Manslaughter	0	0	0	0
Kidnapping/Abduction	0	0	0	0
Forcible Rape	0	0	0	0
Forcible Sodomy	0	0	0	0
Sexual Assault W/Object	0	0	0	0
Forcible Fondling	0	0	0	0
Incest	0	0	0	0
Statutory Rape	0	0	0	0
Aggravated Assault	2	2	2	0
Simple Assault	16	14	10	0
Intimidation	0	0	0	0
Stalking	0	0	0	0
Commercial Sex Acts	0	0	0	0
Involuntary Servitude	0	0	0	0
Crimes Against Property				
Arson	1	1	1	0
Bribery	0	0	0	0
Burglary	8	3	2	0
Counterfeiting/Forgery	0	0	0	0
Destruction/Damage/Vandalism	9	5	1	0
Embezzlement	0	0	0	0
Extortion/Blackmail	0	0	0	0
Fraud - False Pretenses	0	0	0	0
Fraud - Credit Card/ATM	0	0	0	0
Fraud - Impersonation	0	0	0	0
Fraud - Welfare	0	0	0	0
Fraud - Wire	0	0	0	0
Motor Vehicle Theft	2	0	0	0
Robbery	0	0	0	0
Stolen Property Offenses	0	0	0	0
Theft - Pocket-picking	0	0	0	0
Theft - Purse Snatching	0	0	0	0
Theft - Shoplifting	0	0	0	0
Theft From Building	0	0	0	0
Theft From Coin Machine	0	0	0	0
Theft From Motor Vehicle	2	1	1	0
Theft of Motor Vehicle Parts	1	0	0	0
Theft - All Other Larceny	22	2	1	0
Crimes Against Society				
Drug/Narcotic Violations	28	28	21	0
Drug/Narcotic Equipment Violations	15	15	5	0
Gambling - Betting/Wagering	0	0	0	0
Gambling - Operating/Promoting	0	0	0	0
Gambling - Equipment Violations	0	0	0	0
Gambling - Sports Tampering	0	0	0	0
Pornography/Obscene Material	0	0	0	0
Prostitution	0	0	0	0
Prostitution Assisting/Promoting	0	0	0	0
Purchasing Prostitution	0	0	0	0
Weapon Law Violations	6	6	5	0
Total Group A Offenses	112	77	49	0



2014 Population Estimate	N/A
Offense Overview	
Offense Total	904
Number Cleared	494
Percent Cleared	54.65 %
Group A Crimes per 100,000 population	N/A
Arrest Overview	
Total Arrests	1,998
Adult Arrests	1,749
Juvenile Arrests	249
Unknown Age	0
Arrests per 100,000 population	N/A
Average number offenses/incident	1.15

Domestic Violence Victims		
Offense	Reported	Cleared
Murder	2	2
Aggravated Assault	23	23
Simple Assault	121	102
Intimidation	6	3
Stalking	0	0
Forcible Rape	0	0
Forcible Sodomy	0	0
Sexual Assault W/Object	0	0
Forcible Fondling	1	1
Incest	0	0
Statutory Rape	0	0
Kidnapping/Abduction	0	0
Total	153	131

TIBRS Group B Arrests		
Offense	Adult	Juvenile
Bad Checks	20	1
Curfew/Vagrancy	0	0
Disorderly Conduct	8	13
DUI	48	0
Drunkenness	14	2
Family-Non Violent	62	0
Liquor Law Violations	2	2
Peeping Tom	0	0
Trespass	3	0
All Other Offenses	1,250	171
Total Group B	1,407	189

TIBRS Group A Offenses	Offenses		Arrests	
	Reported	Cleared	Adult	Juvenile
Crimes Against Persons				
Murder	2	2	1	0
Negligent Manslaughter	0	0	0	0
Kidnapping/Abduction	1	0	0	0
Forcible Rape	1	0	0	0
Forcible Sodomy	0	0	0	0
Sexual Assault W/Object	0	0	0	0
Forcible Fondling	3	1	1	0
Incest	0	0	0	0
Statutory Rape	1	0	0	0
Aggravated Assault	49	44	34	2
Simple Assault	163	136	97	24
Intimidation	15	6	3	0
Stalking	2	2	1	0
Commercial Sex Acts	0	0	0	0
Involuntary Servitude	0	0	0	0
Crimes Against Property				
Arson	2	1	1	0
Bribery	0	0	0	0
Burglary	111	23	25	0
Counterfeiting/Forgery	7	3	2	0
Destruction/Damage/Vandalism	90	23	10	2
Embezzlement	5	1	2	0
Extortion/Blackmail	0	0	0	0
Fraud - False Pretenses	13	2	1	0
Fraud - Credit Card/ATM	7	0	0	0
Fraud - Impersonation	0	0	0	0
Fraud - Welfare	0	0	0	0
Fraud - Wire	0	0	0	0
Motor Vehicle Theft	42	10	9	0
Robbery	1	0	0	0
Stolen Property Offenses	1	0	0	0
Theft - Pocket-picking	0	0	0	0
Theft - Purse Snatching	1	1	0	0
Theft - Shoplifting	9	6	6	1
Theft From Building	76	27	12	9
Theft From Coin Machine	0	0	0	0
Theft From Motor Vehicle	25	6	5	0
Theft of Motor Vehicle Parts	19	4	2	0
Theft - All Other Larceny	73	15	16	2
Crimes Against Society				
Drug/Narcotic Violations	103	101	97	16
Drug/Narcotic Equipment Violations	73	71	13	4
Gambling - Betting/Wagering	0	0	0	0
Gambling - Operating/Promoting	1	1	2	0
Gambling - Equipment Violations	1	1	0	0
Gambling - Sports Tampering	0	0	0	0
Pornography/Obscene Material	0	0	0	0
Prostitution	0	0	0	0
Prostitution Assisting/Promoting	0	0	0	0
Purchasing Prostitution	0	0	0	0
Weapon Law Violations	7	7	2	0
Total Group A Offenses	904	494	342	60



2014 Population Estimate	N/A
Offense Overview	
Offense Total	2,265
Number Cleared	1,107
Percent Cleared	48.87 %
Group A Crimes per 100,000 population	N/A
Arrest Overview	
Total Arrests	3,375
Adult Arrests	3,241
Juvenile Arrests	134
Unknown Age	0
Arrests per 100,000 population	N/A
Average number offenses/incident	1.19

Domestic Violence Victims		
Offense	Reported	Cleared
Murder	3	3
Aggravated Assault	95	87
Simple Assault	356	306
Intimidation	79	62
Stalking	2	2
Forcible Rape	1	1
Forcible Sodomy	0	0
Sexual Assault W/Object	3	0
Forcible Fondling	10	6
Incest	2	0
Statutory Rape	1	1
Kidnapping/Abduction	1	1
Total	553	469

TIBRS Group B Arrests		
Offense	Adult	Juvenile
Bad Checks	1	0
Curfew/Vagrancy	0	0
Disorderly Conduct	7	1
DUI	68	0
Drunkenness	82	2
Family-Non Violent	3	0
Liquor Law Violations	1	0
Peeping Tom	0	0
Trespass	4	0
All Other Offenses	2,297	11
Total Group B	2,463	14

TIBRS Group A Offenses	Offenses		Arrests	
	Reported	Cleared	Adult	Juvenile
Crimes Against Persons				
Murder	3	3	1	0
Negligent Manslaughter	0	0	0	0
Kidnapping/Abduction	2	1	1	0
Forcible Rape	5	2	0	0
Forcible Sodomy	0	0	0	0
Sexual Assault W/Object	4	1	0	0
Forcible Fondling	19	11	3	0
Incest	2	0	0	0
Statutory Rape	1	1	1	0
Aggravated Assault	167	148	104	3
Simple Assault	501	337	258	10
Intimidation	122	68	55	2
Stalking	4	2	1	0
Commercial Sex Acts	0	0	0	0
Involuntary Servitude	0	0	0	0
Crimes Against Property				
Arson	8	4	1	1
Bribery	0	0	0	0
Burglary	237	49	35	1
Counterfeiting/Forgery	9	2	2	0
Destruction/Damage/Vandalism	261	56	14	89
Embezzlement	0	0	0	0
Extortion/Blackmail	1	1	0	0
Fraud - False Pretenses	22	3	3	0
Fraud - Credit Card/ATM	20	2	2	0
Fraud - Impersonation	37	3	2	0
Fraud - Welfare	0	0	0	0
Fraud - Wire	3	0	0	0
Motor Vehicle Theft	50	19	18	1
Robbery	1	1	2	0
Stolen Property Offenses	10	8	7	0
Theft - Pocket-picking	0	0	0	0
Theft - Purse Snatching	0	0	0	0
Theft - Shoplifting	7	2	2	0
Theft From Building	50	11	3	1
Theft From Coin Machine	1	0	0	0
Theft From Motor Vehicle	127	15	14	0
Theft of Motor Vehicle Parts	8	0	0	0
Theft - All Other Larceny	245	45	21	2
Crimes Against Society				
Drug/Narcotic Violations	184	171	178	4
Drug/Narcotic Equipment Violations	128	117	42	3
Gambling - Betting/Wagering	0	0	0	0
Gambling - Operating/Promoting	0	0	0	0
Gambling - Equipment Violations	0	0	0	0
Gambling - Sports Tampering	0	0	0	0
Pornography/Obscene Material	2	1	0	0
Prostitution	0	0	0	0
Prostitution Assisting/Promoting	0	0	0	0
Purchasing Prostitution	0	0	0	0
Weapon Law Violations	24	23	8	3
Total Group A Offenses	2,265	1,107	778	120



2014 Population Estimate	N/A
Offense Overview	
Offense Total	331
Number Cleared	244
Percent Cleared	73.72 %
Group A Crimes per 100,000 population	N/A
Arrest Overview	
Total Arrests	754
Adult Arrests	725
Juvenile Arrests	29
Unknown Age	0
Arrests per 100,000 population	N/A
Average number offenses/incident	1.24

Domestic Violence Victims		
Offense	Reported	Cleared
Murder	0	0
Aggravated Assault	13	13
Simple Assault	16	15
Intimidation	0	0
Stalking	0	0
Forcible Rape	0	0
Forcible Sodomy	0	0
Sexual Assault W/Object	0	0
Forcible Fondling	1	0
Incest	0	0
Statutory Rape	0	0
Kidnapping/Abduction	0	0
Total	30	28

TIBRS Group B Arrests		
Offense	Adult	Juvenile
Bad Checks	40	0
Curfew/Vagrancy	0	0
Disorderly Conduct	2	0
DUI	12	0
Drunkenness	3	0
Family-Non Violent	16	0
Liquor Law Violations	1	1
Peeping Tom	0	0
Trespass	3	0
All Other Offenses	451	0
Total Group B	528	1

TIBRS Group A Offenses	Offenses		Arrests	
	Reported	Cleared	Adult	Juvenile
Crimes Against Persons				
Murder	0	0	0	0
Negligent Manslaughter	0	0	0	0
Kidnapping/Abduction	1	1	0	0
Forcible Rape	0	0	0	0
Forcible Sodomy	0	0	0	0
Sexual Assault W/Object	0	0	0	0
Forcible Fondling	1	0	0	0
Incest	0	0	0	0
Statutory Rape	0	0	0	0
Aggravated Assault	32	30	25	0
Simple Assault	19	18	17	0
Intimidation	0	0	0	0
Stalking	0	0	0	0
Commercial Sex Acts	0	0	0	0
Involuntary Servitude	0	0	0	0
Crimes Against Property				
Arson	2	0	0	0
Bribery	0	0	0	0
Burglary	34	5	5	0
Counterfeiting/Forgery	26	26	24	0
Destruction/Damage/Vandalism	37	23	31	24
Embezzlement	0	0	0	0
Extortion/Blackmail	0	0	0	0
Fraud - False Pretenses	26	26	2	0
Fraud - Credit Card/ATM	3	2	2	0
Fraud - Impersonation	0	0	0	0
Fraud - Welfare	0	0	0	0
Fraud - Wire	0	0	0	0
Motor Vehicle Theft	15	7	3	1
Robbery	0	0	0	0
Stolen Property Offenses	14	13	13	3
Theft - Pocket-picking	0	0	0	0
Theft - Purse Snatching	0	0	0	0
Theft - Shoplifting	0	0	0	0
Theft From Building	3	0	0	0
Theft From Coin Machine	0	0	0	0
Theft From Motor Vehicle	7	1	1	0
Theft of Motor Vehicle Parts	5	1	1	0
Theft - All Other Larceny	16	4	4	0
Crimes Against Society				
Drug/Narcotic Violations	63	60	59	0
Drug/Narcotic Equipment Violations	17	17	6	0
Gambling - Betting/Wagering	0	0	0	0
Gambling - Operating/Promoting	0	0	0	0
Gambling - Equipment Violations	0	0	0	0
Gambling - Sports Tampering	0	0	0	0
Pornography/Obscene Material	0	0	0	0
Prostitution	0	0	0	0
Prostitution Assisting/Promoting	0	0	0	0
Purchasing Prostitution	0	0	0	0
Weapon Law Violations	10	10	4	0
Total Group A Offenses	331	244	197	28



2014 Population Estimate	N/A
Offense Overview	
Offense Total	438
Number Cleared	279
Percent Cleared	63.70 %
Group A Crimes per 100,000 population	N/A
Arrest Overview	
Total Arrests	1,113
Adult Arrests	1,101
Juvenile Arrests	12
Unknown Age	0
Arrests per 100,000 population	N/A
Average number offenses/incident	1.28

Domestic Violence Victims		
Offense	Reported	Cleared
Murder	1	1
Aggravated Assault	7	6
Simple Assault	61	55
Intimidation	2	1
Stalking	0	0
Forcible Rape	0	0
Forcible Sodomy	0	0
Sexual Assault W/Object	0	0
Forcible Fondling	1	1
Incest	0	0
Statutory Rape	0	0
Kidnapping/Abduction	0	0
Total	72	64

TIBRS Group B Arrests		
Offense	Adult	Juvenile
Bad Checks	57	0
Curfew/Vagrancy	0	0
Disorderly Conduct	1	0
DUI	32	0
Drunkenness	22	0
Family-Non Violent	33	0
Liquor Law Violations	7	1
Peeping Tom	0	0
Trespass	2	0
All Other Offenses	721	2
Total Group B	875	3

TIBRS Group A Offenses	Offenses		Arrests	
	Reported	Cleared	Adult	Juvenile
Crimes Against Persons				
Murder	1	1	0	0
Negligent Manslaughter	0	0	0	0
Kidnapping/Abduction	0	0	0	0
Forcible Rape	2	0	0	0
Forcible Sodomy	2	2	1	0
Sexual Assault W/Object	0	0	0	0
Forcible Fondling	1	1	0	1
Incest	0	0	0	0
Statutory Rape	1	1	1	0
Aggravated Assault	23	21	12	0
Simple Assault	73	66	58	1
Intimidation	10	4	3	0
Stalking	0	0	0	0
Commercial Sex Acts	0	0	0	0
Involuntary Servitude	0	0	0	0
Crimes Against Property				
Arson	1	1	1	0
Bribery	0	0	0	0
Burglary	46	8	10	0
Counterfeiting/Forgery	3	1	0	0
Destruction/Damage/Vandalism	31	6	4	1
Embezzlement	0	0	0	0
Extortion/Blackmail	0	0	0	0
Fraud - False Pretenses	8	6	6	0
Fraud - Credit Card/ATM	1	0	0	0
Fraud - Impersonation	17	0	0	0
Fraud - Welfare	0	0	0	0
Fraud - Wire	0	0	0	0
Motor Vehicle Theft	10	4	2	2
Robbery	2	1	2	0
Stolen Property Offenses	0	0	0	0
Theft - Pocket-picking	0	0	0	0
Theft - Purse Snatching	0	0	0	0
Theft - Shoplifting	1	1	1	0
Theft From Building	19	6	4	0
Theft From Coin Machine	1	0	0	0
Theft From Motor Vehicle	10	2	1	0
Theft of Motor Vehicle Parts	1	0	0	0
Theft - All Other Larceny	33	7	6	1
Crimes Against Society				
Drug/Narcotic Violations	83	83	101	2
Drug/Narcotic Equipment Violations	45	45	9	1
Gambling - Betting/Wagering	0	0	0	0
Gambling - Operating/Promoting	0	0	0	0
Gambling - Equipment Violations	0	0	0	0
Gambling - Sports Tampering	0	0	0	0
Pornography/Obscene Material	1	0	0	0
Prostitution	0	0	0	0
Prostitution Assisting/Promoting	0	0	0	0
Purchasing Prostitution	0	0	0	0
Weapon Law Violations	12	12	4	0
Total Group A Offenses	438	279	226	9



2014 Population Estimate	N/A
Offense Overview	
Offense Total	950
Number Cleared	310
Percent Cleared	32.63 %
Group A Crimes per 100,000 population	N/A
Arrest Overview	
Total Arrests	792
Adult Arrests	757
Juvenile Arrests	35
Unknown Age	0
Arrests per 100,000 population	N/A
Average number offenses/incident	1.17

Domestic Violence Victims		
Offense	Reported	Cleared
Murder	2	2
Aggravated Assault	25	21
Simple Assault	104	79
Intimidation	4	2
Stalking	0	0
Forcible Rape	1	1
Forcible Sodomy	0	0
Sexual Assault W/Object	0	0
Forcible Fondling	1	0
Incest	0	0
Statutory Rape	1	0
Kidnapping/Abduction	2	2
Total	140	107

TIBRS Group B Arrests		
Offense	Adult	Juvenile
Bad Checks	0	0
Curfew/Vagrancy	0	0
Disorderly Conduct	0	0
DUI	32	1
Drunkenness	19	0
Family-Non Violent	0	1
Liquor Law Violations	9	0
Peeping Tom	0	0
Trespass	7	0
All Other Offenses	460	6
Total Group B	527	8

TIBRS Group A Offenses	Offenses		Arrests	
	Reported	Cleared	Adult	Juvenile
Crimes Against Persons				
Murder	2	2	1	0
Negligent Manslaughter	0	0	0	0
Kidnapping/Abduction	2	2	1	0
Forcible Rape	4	1	0	0
Forcible Sodomy	0	0	0	0
Sexual Assault W/Object	0	0	0	0
Forcible Fondling	3	0	0	0
Incest	0	0	0	0
Statutory Rape	3	1	1	0
Aggravated Assault	48	32	27	0
Simple Assault	127	88	73	2
Intimidation	19	4	3	0
Stalking	0	0	0	0
Commercial Sex Acts	0	0	0	0
Involuntary Servitude	0	0	0	0
Crimes Against Property				
Arson	2	1	0	0
Bribery	0	0	0	0
Burglary	80	1	2	0
Counterfeiting/Forgery	16	2	1	0
Destruction/Damage/Vandalism	139	24	11	20
Embezzlement	1	0	0	0
Extortion/Blackmail	0	0	0	0
Fraud - False Pretenses	12	1	1	0
Fraud - Credit Card/ATM	8	1	0	0
Fraud - Impersonation	3	2	2	0
Fraud - Welfare	0	0	0	0
Fraud - Wire	0	0	0	0
Motor Vehicle Theft	34	6	4	1
Robbery	0	0	0	0
Stolen Property Offenses	3	3	3	0
Theft - Pocket-picking	0	0	0	0
Theft - Purse Snatching	0	0	0	0
Theft - Shoplifting	4	0	0	0
Theft From Building	111	8	8	0
Theft From Coin Machine	0	0	0	0
Theft From Motor Vehicle	42	1	0	1
Theft of Motor Vehicle Parts	1	0	0	0
Theft - All Other Larceny	116	8	6	1
Crimes Against Society				
Drug/Narcotic Violations	88	60	55	1
Drug/Narcotic Equipment Violations	72	54	24	1
Gambling - Betting/Wagering	0	0	0	0
Gambling - Operating/Promoting	0	0	0	0
Gambling - Equipment Violations	0	0	0	0
Gambling - Sports Tampering	0	0	0	0
Pornography/Obscene Material	0	0	0	0
Prostitution	0	0	0	0
Prostitution Assisting/Promoting	0	0	0	0
Purchasing Prostitution	0	0	0	0
Weapon Law Violations	10	8	7	0
Total Group A Offenses	950	310	230	27



2014 Population Estimate	N/A
Offense Overview	
Offense Total	1,638
Number Cleared	1,016
Percent Cleared	62.03 %
Group A Crimes per 100,000 population	N/A
Arrest Overview	
Total Arrests	3,102
Adult Arrests	2,902
Juvenile Arrests	200
Unknown Age	0
Arrests per 100,000 population	N/A
Average number offenses/incident	1.22

Domestic Violence Victims		
Offense	Reported	Cleared
Murder	0	0
Aggravated Assault	14	14
Simple Assault	168	142
Intimidation	17	14
Stalking	3	3
Forcible Rape	4	3
Forcible Sodomy	1	1
Sexual Assault W/Object	1	1
Forcible Fondling	1	0
Incest	0	0
Statutory Rape	0	0
Kidnapping/Abduction	3	3
Total	212	181

TIBRS Group B Arrests		
Offense	Adult	Juvenile
Bad Checks	16	0
Curfew/Vagrancy	0	2
Disorderly Conduct	4	2
DUI	94	3
Drunkenness	9	8
Family-Non Violent	90	0
Liquor Law Violations	16	12
Peeping Tom	0	0
Trespass	7	0
All Other Offenses	2,189	17
Total Group B	2,425	44

TIBRS Group A Offenses	Offenses		Arrests	
	Reported	Cleared	Adult	Juvenile
Crimes Against Persons				
Murder	0	0	0	0
Negligent Manslaughter	0	0	0	0
Kidnapping/Abduction	3	3	2	0
Forcible Rape	7	4	0	0
Forcible Sodomy	1	1	0	0
Sexual Assault W/Object	1	1	1	0
Forcible Fondling	10	8	3	1
Incest	0	0	0	0
Statutory Rape	1	0	0	0
Aggravated Assault	46	43	18	4
Simple Assault	291	253	73	29
Intimidation	52	33	8	5
Stalking	5	5	4	0
Commercial Sex Acts	0	0	0	0
Involuntary Servitude	0	0	0	0
Crimes Against Property				
Arson	1	0	0	0
Bribery	0	0	0	0
Burglary	90	21	12	14
Counterfeiting/Forgery	15	11	8	0
Destruction/Damage/Vandalism	133	37	11	5
Embezzlement	1	1	0	0
Extortion/Blackmail	2	0	0	0
Fraud - False Pretenses	73	28	16	0
Fraud - Credit Card/ATM	12	4	2	1
Fraud - Impersonation	87	9	7	0
Fraud - Welfare	0	0	0	0
Fraud - Wire	4	0	0	0
Motor Vehicle Theft	20	6	2	2
Robbery	2	1	0	0
Stolen Property Offenses	7	7	4	0
Theft - Pocket-picking	0	0	0	0
Theft - Purse Snatching	0	0	0	0
Theft - Shoplifting	22	22	14	0
Theft From Building	102	39	17	15
Theft From Coin Machine	0	0	0	0
Theft From Motor Vehicle	83	18	11	0
Theft of Motor Vehicle Parts	8	3	0	0
Theft - All Other Larceny	74	18	11	2
Crimes Against Society				
Drug/Narcotic Violations	277	248	216	61
Drug/Narcotic Equipment Violations	171	159	33	8
Gambling - Betting/Wagering	0	0	0	0
Gambling - Operating/Promoting	0	0	0	0
Gambling - Equipment Violations	0	0	0	0
Gambling - Sports Tampering	0	0	0	0
Pornography/Obscene Material	8	6	0	4
Prostitution	0	0	0	0
Prostitution Assisting/Promoting	0	0	0	0
Purchasing Prostitution	0	0	0	0
Weapon Law Violations	29	27	4	5
Total Group A Offenses	1,638	1,016	477	156



2014 Population Estimate	N/A
Offense Overview	
Offense Total	1,950
Number Cleared	703
Percent Cleared	36.05 %
Group A Crimes per 100,000 population	N/A
Arrest Overview	
Total Arrests	2,773
Adult Arrests	2,515
Juvenile Arrests	258
Unknown Age	0
Arrests per 100,000 population	N/A
Average number offenses/incident	1.14

Domestic Violence Victims		
Offense	Reported	Cleared
Murder	0	0
Aggravated Assault	44	36
Simple Assault	215	99
Intimidation	30	10
Stalking	2	0
Forcible Rape	1	1
Forcible Sodomy	0	0
Sexual Assault W/Object	0	0
Forcible Fondling	0	0
Incest	0	0
Statutory Rape	0	0
Kidnapping/Abduction	0	0
Total	292	146

TIBRS Group B Arrests		
Offense	Adult	Juvenile
Bad Checks	1	0
Curfew/Vagrancy	0	0
Disorderly Conduct	20	53
DUI	64	0
Drunkenness	51	9
Family-Non Violent	144	1
Liquor Law Violations	4	10
Peeping Tom	0	0
Trespass	11	5
All Other Offenses	1,736	52
Total Group B	2,031	130

TIBRS Group A Offenses	Offenses		Arrests	
	Reported	Cleared	Adult	Juvenile
Crimes Against Persons				
Murder	0	0	0	0
Negligent Manslaughter	0	0	0	0
Kidnapping/Abduction	0	0	0	0
Forcible Rape	1	1	1	0
Forcible Sodomy	0	0	0	0
Sexual Assault W/Object	0	0	0	0
Forcible Fondling	2	1	1	0
Incest	0	0	0	0
Statutory Rape	2	1	1	0
Aggravated Assault	84	65	49	3
Simple Assault	349	159	119	38
Intimidation	91	25	15	1
Stalking	3	0	0	0
Commercial Sex Acts	0	0	0	0
Involuntary Servitude	0	0	0	0
Crimes Against Property				
Arson	1	0	0	0
Bribery	0	0	0	0
Burglary	242	25	23	3
Counterfeiting/Forgery	8	7	7	5
Destruction/Damage/Vandalism	188	34	12	9
Embezzlement	3	3	3	0
Extortion/Blackmail	0	0	0	0
Fraud - False Pretenses	88	9	6	0
Fraud - Credit Card/ATM	2	0	0	0
Fraud - Impersonation	62	11	10	1
Fraud - Welfare	0	0	0	0
Fraud - Wire	0	0	0	0
Motor Vehicle Theft	58	11	6	1
Robbery	8	0	0	0
Stolen Property Offenses	0	0	0	0
Theft - Pocket-picking	0	0	0	0
Theft - Purse Snatching	0	0	0	0
Theft - Shoplifting	8	2	1	1
Theft From Building	121	17	6	2
Theft From Coin Machine	1	0	0	0
Theft From Motor Vehicle	117	8	2	6
Theft of Motor Vehicle Parts	6	1	2	0
Theft - All Other Larceny	193	37	25	11
Crimes Against Society				
Drug/Narcotic Violations	218	196	165	29
Drug/Narcotic Equipment Violations	77	75	27	10
Gambling - Betting/Wagering	0	0	0	0
Gambling - Operating/Promoting	0	0	0	0
Gambling - Equipment Violations	0	0	0	0
Gambling - Sports Tampering	0	0	0	0
Pornography/Obscene Material	2	1	0	1
Prostitution	0	0	0	0
Prostitution Assisting/Promoting	0	0	0	0
Purchasing Prostitution	0	0	0	0
Weapon Law Violations	15	14	3	7
Total Group A Offenses	1,950	703	484	128





CRIME IN TENNESSEE 2015

POLICE DEPARTMENTS

Adamsville Police Department - 2015

2014 Population Estimate 2,258

Offense Overview

Offense Total 123
 Number Cleared 48
 Percent Cleared 39.02 %
 Group A Crimes per 100,000 population 5,447.3

Arrest Overview

Total Arrests 93
 Adult Arrests 75
 Juvenile Arrests 18
 Unknown Age 0
 Arrests per 100,000 population 4,118.7
 Average number offenses/incident 1.12

Domestic Violence Victims		
Offense	Reported	Cleared
Murder	0	0
Aggravated Assault	0	0
Simple Assault	5	5
Intimidation	1	1
Stalking	1	0
Forcible Rape	0	0
Forcible Sodomy	0	0
Sexual Assault W/Object	0	0
Forcible Fondling	0	0
Incest	0	0
Statutory Rape	0	0
Kidnapping/Abduction	0	0
Total	7	6

TIBRS Group B Arrests		
Offense	Adult	Juvenile
Bad Checks	0	0
Curfew/Vagrancy	0	7
Disorderly Conduct	1	0
DUI	18	0
Drunkenness	11	0
Family-Non Violent	0	0
Liquor Law Violations	3	1
Peeping Tom	0	0
Trespass	0	0
All Other Offenses	4	3
Total Group B	37	11

TIBRS Group A Offenses	Offenses		Arrests	
	Reported	Cleared	Adult	Juvenile
Crimes Against Persons				
Murder	0	0	0	0
Negligent Manslaughter	0	0	0	0
Kidnapping/Abduction	1	1	0	0
Forcible Rape	0	0	0	0
Forcible Sodomy	0	0	0	0
Sexual Assault W/Object	0	0	0	0
Forcible Fondling	1	1	0	0
Incest	0	0	0	0
Statutory Rape	0	0	0	0
Aggravated Assault	4	4	2	0
Simple Assault	9	6	5	1
Intimidation	5	3	1	1
Stalking	1	0	0	0
Commercial Sex Acts	0	0	0	0
Involuntary Servitude	0	0	0	0
Crimes Against Property				
Arson	0	0	0	0
Bribery	0	0	0	0
Burglary	12	1	0	0
Counterfeiting/Forgery	4	2	1	0
Destruction/Damage/Vandalism	15	2	4	0
Embezzlement	0	0	0	0
Extortion/Blackmail	0	0	0	0
Fraud - False Pretenses	2	0	0	0
Fraud - Credit Card/ATM	7	1	1	0
Fraud - Impersonation	2	1	1	0
Fraud - Welfare	0	0	0	0
Fraud - Wire	0	0	0	0
Motor Vehicle Theft	1	0	0	0
Robbery	0	0	0	0
Stolen Property Offenses	0	0	0	0
Theft - Pocket-picking	0	0	0	0
Theft - Purse Snatching	0	0	0	0
Theft - Shoplifting	4	2	2	1
Theft From Building	14	3	2	0
Theft From Coin Machine	0	0	0	0
Theft From Motor Vehicle	9	1	2	0
Theft of Motor Vehicle Parts	1	0	0	0
Theft - All Other Larceny	11	1	0	2
Crimes Against Society				
Drug/Narcotic Violations	9	9	9	1
Drug/Narcotic Equipment Violations	9	8	6	1
Gambling - Betting/Wagering	0	0	0	0
Gambling - Operating/Promoting	0	0	0	0
Gambling - Equipment Violations	0	0	0	0
Gambling - Sports Tampering	0	0	0	0
Pornography/Obscene Material	0	0	0	0
Prostitution	0	0	0	0
Prostitution Assisting/Promoting	0	0	0	0
Purchasing Prostitution	0	0	0	0
Weapon Law Violations	2	2	2	0
Total Group A Offenses	123	48	38	7



2014 Population Estimate **2,498**

Offense Overview

Offense Total 97
 Number Cleared 58
 Percent Cleared 59.79 %

Group A Crimes per 100,000 population 3,883.1

Arrest Overview

Total Arrests 86
 Adult Arrests 84
 Juvenile Arrests 2
 Unknown Age 0

Arrests per 100,000 population 3,442.8

Average number offenses/incident 1.15

Domestic Violence Victims		
Offense	Reported	Cleared
Murder	0	0
Aggravated Assault	4	4
Simple Assault	8	8
Intimidation	3	3
Stalking	3	3
Forcible Rape	0	0
Forcible Sodomy	0	0
Sexual Assault W/Object	0	0
Forcible Fondling	0	0
Incest	0	0
Statutory Rape	0	0
Kidnapping/Abduction	1	1
Total	19	19

TIBRS Group B Arrests		
Offense	Adult	Juvenile
Bad Checks	0	0
Curfew/Vagrancy	1	0
Disorderly Conduct	1	0
DUI	6	0
Drunkenness	3	0
Family-Non Violent	0	0
Liquor Law Violations	1	0
Peeping Tom	2	0
Trespass	2	0
All Other Offenses	15	0
Total Group B	31	0

TIBRS Group A Offenses	Offenses		Arrests	
	Reported	Cleared	Adult	Juvenile
Crimes Against Persons				
Murder	0	0	0	0
Negligent Manslaughter	0	0	0	0
Kidnapping/Abduction	1	1	0	0
Forcible Rape	0	0	0	0
Forcible Sodomy	0	0	0	0
Sexual Assault W/Object	0	0	0	0
Forcible Fondling	0	0	0	0
Incest	0	0	0	0
Statutory Rape	0	0	0	0
Aggravated Assault	8	6	4	1
Simple Assault	16	15	14	1
Intimidation	7	5	4	0
Stalking	5	3	5	0
Commercial Sex Acts	0	0	0	0
Involuntary Servitude	0	0	0	0
Crimes Against Property				
Arson	0	0	0	0
Bribery	0	0	0	0
Burglary	4	1	0	0
Counterfeiting/Forgery	7	4	5	0
Destruction/Damage/Vandalism	9	2	2	0
Embezzlement	0	0	0	0
Extortion/Blackmail	0	0	0	0
Fraud - False Pretenses	3	1	1	0
Fraud - Credit Card/ATM	1	0	0	0
Fraud - Impersonation	0	0	0	0
Fraud - Welfare	0	0	0	0
Fraud - Wire	0	0	0	0
Motor Vehicle Theft	2	0	0	0
Robbery	0	0	0	0
Stolen Property Offenses	1	0	0	0
Theft - Pocket-picking	1	0	0	0
Theft - Purse Snatching	1	0	0	0
Theft - Shoplifting	4	3	4	0
Theft From Building	6	3	3	0
Theft From Coin Machine	0	0	0	0
Theft From Motor Vehicle	2	0	0	0
Theft of Motor Vehicle Parts	1	0	0	0
Theft - All Other Larceny	6	2	2	0
Crimes Against Society				
Drug/Narcotic Violations	8	8	7	0
Drug/Narcotic Equipment Violations	3	3	2	0
Gambling - Betting/Wagering	0	0	0	0
Gambling - Operating/Promoting	0	0	0	0
Gambling - Equipment Violations	0	0	0	0
Gambling - Sports Tampering	0	0	0	0
Pornography/Obscene Material	0	0	0	0
Prostitution	0	0	0	0
Prostitution Assisting/Promoting	0	0	0	0
Purchasing Prostitution	0	0	0	0
Weapon Law Violations	1	1	0	0
Total Group A Offenses	97	58	53	2



2014 Population Estimate	8,753
Offense Overview	
Offense Total	1,185
Number Cleared	571
Percent Cleared	48.19 %
Group A Crimes per 100,000 population	13,538.2
Arrest Overview	
Total Arrests	622
Adult Arrests	589
Juvenile Arrests	33
Unknown Age	0
Arrests per 100,000 population	7,106.1
Average number offenses/incident	1.23

Domestic Violence Victims		
Offense	Reported	Cleared
Murder	0	0
Aggravated Assault	30	17
Simple Assault	86	36
Intimidation	6	1
Stalking	0	0
Forcible Rape	0	0
Forcible Sodomy	1	0
Sexual Assault W/Object	0	0
Forcible Fondling	0	0
Incest	0	0
Statutory Rape	0	0
Kidnapping/Abduction	1	1
Total	124	55

TIBRS Group B Arrests		
Offense	Adult	Juvenile
Bad Checks	0	0
Curfew/Vagrancy	0	0
Disorderly Conduct	9	0
DUI	95	2
Drunkenness	30	0
Family-Non Violent	0	0
Liquor Law Violations	18	0
Peeping Tom	0	0
Trespass	4	0
All Other Offenses	16	4
Total Group B	172	6

TIBRS Group A Offenses	Offenses		Arrests	
	Reported	Cleared	Adult	Juvenile
Crimes Against Persons				
Murder	0	0	0	0
Negligent Manslaughter	0	0	0	0
Kidnapping/Abduction	1	1	1	0
Forcible Rape	7	5	1	1
Forcible Sodomy	1	0	0	0
Sexual Assault W/Object	0	0	0	0
Forcible Fondling	2	0	0	0
Incest	0	0	0	0
Statutory Rape	1	1	0	0
Aggravated Assault	62	33	23	2
Simple Assault	138	55	31	4
Intimidation	30	4	4	0
Stalking	1	0	0	0
Commercial Sex Acts	0	0	0	0
Involuntary Servitude	0	0	0	0
Crimes Against Property				
Arson	1	0	0	0
Bribery	0	0	0	0
Burglary	71	10	8	0
Counterfeiting/Forgery	32	10	7	0
Destruction/Damage/Vandalism	79	16	4	1
Embezzlement	23	11	9	0
Extortion/Blackmail	0	0	0	0
Fraud - False Pretenses	84	31	21	0
Fraud - Credit Card/ATM	63	32	10	0
Fraud - Impersonation	3	2	1	0
Fraud - Welfare	0	0	0	0
Fraud - Wire	3	0	0	0
Motor Vehicle Theft	30	4	2	0
Robbery	13	3	4	0
Stolen Property Offenses	0	0	0	0
Theft - Pocket-picking	0	0	0	0
Theft - Purse Snatching	0	0	0	0
Theft - Shoplifting	196	145	153	10
Theft From Building	48	7	2	1
Theft From Coin Machine	2	0	0	0
Theft From Motor Vehicle	50	11	6	0
Theft of Motor Vehicle Parts	11	1	0	0
Theft - All Other Larceny	31	8	1	0
Crimes Against Society				
Drug/Narcotic Violations	113	103	106	7
Drug/Narcotic Equipment Violations	80	73	22	1
Gambling - Betting/Wagering	0	0	0	0
Gambling - Operating/Promoting	0	0	0	0
Gambling - Equipment Violations	0	0	0	0
Gambling - Sports Tampering	0	0	0	0
Pornography/Obscene Material	1	0	0	0
Prostitution	0	0	0	0
Prostitution Assisting/Promoting	0	0	0	0
Purchasing Prostitution	0	0	0	0
Weapon Law Violations	8	5	1	0
Total Group A Offenses	1,185	571	417	27



2014 Population Estimate	985
Offense Overview	
Offense Total	36
Number Cleared	6
Percent Cleared	16.67 %
Group A Crimes per 100,000 population	3,654.8
Arrest Overview	
Total Arrests	6
Adult Arrests	4
Juvenile Arrests	2
Unknown Age	0
Arrests per 100,000 population	609.1
Average number offenses/incident	1.20

Domestic Violence Victims		
Offense	Reported	Cleared
Murder	0	0
Aggravated Assault	1	0
Simple Assault	5	2
Intimidation	0	0
Stalking	0	0
Forcible Rape	0	0
Forcible Sodomy	0	0
Sexual Assault W/Object	0	0
Forcible Fondling	0	0
Incest	0	0
Statutory Rape	0	0
Kidnapping/Abduction	0	0
Total	6	2

TIBRS Group B Arrests		
Offense	Adult	Juvenile
Bad Checks	0	0
Curfew/Vagrancy	0	0
Disorderly Conduct	0	0
DUI	0	0
Drunkenness	0	0
Family-Non Violent	0	0
Liquor Law Violations	1	0
Peeping Tom	0	0
Trespass	0	0
All Other Offenses	0	0
Total Group B	1	0

TIBRS Group A Offenses	Offenses		Arrests	
	Reported	Cleared	Adult	Juvenile
Crimes Against Persons				
Murder	0	0	0	0
Negligent Manslaughter	0	0	0	0
Kidnapping/Abduction	0	0	0	0
Forcible Rape	0	0	0	0
Forcible Sodomy	0	0	0	0
Sexual Assault W/Object	0	0	0	0
Forcible Fondling	0	0	0	0
Incest	0	0	0	0
Statutory Rape	0	0	0	0
Aggravated Assault	8	0	0	0
Simple Assault	7	3	2	0
Intimidation	1	0	0	0
Stalking	0	0	0	0
Commercial Sex Acts	0	0	0	0
Involuntary Servitude	0	0	0	0
Crimes Against Property				
Arson	0	0	0	0
Bribery	0	0	0	0
Burglary	4	2	0	2
Counterfeiting/Forgery	0	0	0	0
Destruction/Damage/Vandalism	4	0	0	0
Embezzlement	0	0	0	0
Extortion/Blackmail	0	0	0	0
Fraud - False Pretenses	0	0	0	0
Fraud - Credit Card/ATM	0	0	0	0
Fraud - Impersonation	0	0	0	0
Fraud - Welfare	0	0	0	0
Fraud - Wire	2	0	0	0
Motor Vehicle Theft	1	1	1	0
Robbery	1	0	0	0
Stolen Property Offenses	0	0	0	0
Theft - Pocket-picking	0	0	0	0
Theft - Purse Snatching	0	0	0	0
Theft - Shoplifting	1	0	0	0
Theft From Building	0	0	0	0
Theft From Coin Machine	0	0	0	0
Theft From Motor Vehicle	2	0	0	0
Theft of Motor Vehicle Parts	1	0	0	0
Theft - All Other Larceny	4	0	0	0
Crimes Against Society				
Drug/Narcotic Violations	0	0	0	0
Drug/Narcotic Equipment Violations	0	0	0	0
Gambling - Betting/Wagering	0	0	0	0
Gambling - Operating/Promoting	0	0	0	0
Gambling - Equipment Violations	0	0	0	0
Gambling - Sports Tampering	0	0	0	0
Pornography/Obscene Material	0	0	0	0
Prostitution	0	0	0	0
Prostitution Assisting/Promoting	0	0	0	0
Purchasing Prostitution	0	0	0	0
Weapon Law Violations	0	0	0	0
Total Group A Offenses	36	6	3	2



2014 Population Estimate **3,596**

Offense Overview

Offense Total 232

Number Cleared 100

Percent Cleared 43.10 %

Group A Crimes per 100,000
population 6,451.6

Arrest Overview

Total Arrests 153

Adult Arrests 143

Juvenile Arrests 10

Unknown Age 0

Arrests per 100,000 population 4,254.7

Average number offenses/incident 1.21

Domestic Violence Victims		
Offense	Reported	Cleared
Murder	0	0
Aggravated Assault	3	2
Simple Assault	17	9
Intimidation	13	9
Stalking	1	0
Forcible Rape	0	0
Forcible Sodomy	0	0
Sexual Assault W/Object	0	0
Forcible Fondling	0	0
Incest	0	0
Statutory Rape	0	0
Kidnapping/Abduction	0	0
Total	34	20

TIBRS Group B Arrests		
Offense	Adult	Juvenile
Bad Checks	1	0
Curfew/Vagrancy	0	1
Disorderly Conduct	5	1
DUI	31	0
Drunkenness	15	0
Family-Non Violent	3	0
Liquor Law Violations	3	0
Peeping Tom	0	0
Trespass	2	0
All Other Offenses	7	3
Total Group B	67	5

TIBRS Group A Offenses	Offenses		Arrests	
	Reported	Cleared	Adult	Juvenile
Crimes Against Persons				
Murder	0	0	0	0
Negligent Manslaughter	0	0	0	0
Kidnapping/Abduction	0	0	0	0
Forcible Rape	2	0	0	0
Forcible Sodomy	0	0	0	0
Sexual Assault W/Object	0	0	0	0
Forcible Fondling	4	0	0	0
Incest	0	0	0	0
Statutory Rape	0	0	0	0
Aggravated Assault	6	4	4	0
Simple Assault	28	12	9	1
Intimidation	17	9	9	0
Stalking	1	0	0	0
Commercial Sex Acts	0	0	0	0
Involuntary Servitude	0	0	0	0
Crimes Against Property				
Arson	0	0	0	0
Bribery	0	0	0	0
Burglary	15	1	2	0
Counterfeiting/Forgery	2	0	0	0
Destruction/Damage/Vandalism	14	1	0	0
Embezzlement	0	0	0	0
Extortion/Blackmail	0	0	0	0
Fraud - False Pretenses	2	1	1	0
Fraud - Credit Card/ATM	2	1	1	0
Fraud - Impersonation	3	1	0	0
Fraud - Welfare	0	0	0	0
Fraud - Wire	0	0	0	0
Motor Vehicle Theft	3	2	1	0
Robbery	0	0	0	0
Stolen Property Offenses	0	0	0	0
Theft - Pocket-picking	0	0	0	0
Theft - Purse Snatching	0	0	0	0
Theft - Shoplifting	31	12	9	2
Theft From Building	15	0	0	0
Theft From Coin Machine	0	0	0	0
Theft From Motor Vehicle	12	1	1	0
Theft of Motor Vehicle Parts	0	0	0	0
Theft - All Other Larceny	7	1	0	0
Crimes Against Society				
Drug/Narcotic Violations	33	28	32	1
Drug/Narcotic Equipment Violations	32	24	6	1
Gambling - Betting/Wagering	0	0	0	0
Gambling - Operating/Promoting	0	0	0	0
Gambling - Equipment Violations	0	0	0	0
Gambling - Sports Tampering	0	0	0	0
Pornography/Obscene Material	1	0	0	0
Prostitution	0	0	0	0
Prostitution Assisting/Promoting	0	0	0	0
Purchasing Prostitution	0	0	0	0
Weapon Law Violations	2	2	1	0
Total Group A Offenses	232	100	76	5



2014 Population Estimate	1,212
Offense Overview	
Offense Total	71
Number Cleared	14
Percent Cleared	19.72 %
Group A Crimes per 100,000 population	5,858.1
Arrest Overview	
Total Arrests	34
Adult Arrests	33
Juvenile Arrests	1
Unknown Age	0
Arrests per 100,000 population	2,805.3
Average number offenses/incident	1.04

Domestic Violence Victims		
Offense	Reported	Cleared
Murder	0	0
Aggravated Assault	0	0
Simple Assault	4	1
Intimidation	4	1
Stalking	0	0
Forcible Rape	1	1
Forcible Sodomy	0	0
Sexual Assault W/Object	0	0
Forcible Fondling	1	0
Incest	0	0
Statutory Rape	0	0
Kidnapping/Abduction	0	0
Total	10	3

TIBRS Group B Arrests		
Offense	Adult	Juvenile
Bad Checks	0	0
Curfew/Vagrancy	0	0
Disorderly Conduct	0	0
DUI	2	0
Drunkenness	6	0
Family-Non Violent	0	0
Liquor Law Violations	0	1
Peeping Tom	0	0
Trespass	0	0
All Other Offenses	9	0
Total Group B	17	1

TIBRS Group A Offenses	Offenses		Arrests	
	Reported	Cleared	Adult	Juvenile
Crimes Against Persons				
Murder	0	0	0	0
Negligent Manslaughter	0	0	0	0
Kidnapping/Abduction	0	0	0	0
Forcible Rape	1	1	1	0
Forcible Sodomy	0	0	0	0
Sexual Assault W/Object	0	0	0	0
Forcible Fondling	2	0	0	0
Incest	0	0	0	0
Statutory Rape	0	0	0	0
Aggravated Assault	0	0	0	0
Simple Assault	11	1	1	0
Intimidation	9	1	1	0
Stalking	0	0	0	0
Commercial Sex Acts	0	0	0	0
Involuntary Servitude	0	0	0	0
Crimes Against Property				
Arson	0	0	0	0
Bribery	0	0	0	0
Burglary	9	2	2	0
Counterfeiting/Forgery	4	1	4	0
Destruction/Damage/Vandalism	3	0	0	0
Embezzlement	0	0	0	0
Extortion/Blackmail	0	0	0	0
Fraud - False Pretenses	1	0	0	0
Fraud - Credit Card/ATM	1	0	0	0
Fraud - Impersonation	3	0	0	0
Fraud - Welfare	0	0	0	0
Fraud - Wire	0	0	0	0
Motor Vehicle Theft	1	0	0	0
Robbery	3	0	0	0
Stolen Property Offenses	0	0	0	0
Theft - Pocket-picking	1	0	0	0
Theft - Purse Snatching	0	0	0	0
Theft - Shoplifting	2	0	0	0
Theft From Building	5	2	2	0
Theft From Coin Machine	0	0	0	0
Theft From Motor Vehicle	4	0	0	0
Theft of Motor Vehicle Parts	0	0	0	0
Theft - All Other Larceny	4	0	0	0
Crimes Against Society				
Drug/Narcotic Violations	2	2	2	0
Drug/Narcotic Equipment Violations	2	2	1	0
Gambling - Betting/Wagering	0	0	0	0
Gambling - Operating/Promoting	0	0	0	0
Gambling - Equipment Violations	0	0	0	0
Gambling - Sports Tampering	0	0	0	0
Pornography/Obscene Material	1	0	0	0
Prostitution	0	0	0	0
Prostitution Assisting/Promoting	0	0	0	0
Purchasing Prostitution	0	0	0	0
Weapon Law Violations	2	2	2	0
Total Group A Offenses	71	14	16	0



2014 Population Estimate **4,674**

Offense Overview

Offense Total 487

Number Cleared 242

Percent Cleared 49.69 %

Group A Crimes per 100,000
population 10,419.3

Arrest Overview

Total Arrests 574

Adult Arrests 545

Juvenile Arrests 29

Unknown Age 0

Arrests per 100,000 population 12,280.7

Average number offenses/incident 1.12

Domestic Violence Victims		
Offense	Reported	Cleared
Murder	0	0
Aggravated Assault	5	3
Simple Assault	36	32
Intimidation	14	2
Stalking	0	0
Forcible Rape	0	0
Forcible Sodomy	0	0
Sexual Assault W/Object	0	0
Forcible Fondling	2	1
Incest	0	0
Statutory Rape	0	0
Kidnapping/Abduction	0	0
Total	57	38

TIBRS Group B Arrests		
Offense	Adult	Juvenile
Bad Checks	0	0
Curfew/Vagrancy	0	4
Disorderly Conduct	2	0
DUI	30	0
Drunkenness	26	0
Family-Non Violent	1	0
Liquor Law Violations	14	9
Peeping Tom	0	0
Trespass	6	0
All Other Offenses	274	0
Total Group B	353	13

TIBRS Group A Offenses	Offenses		Arrests	
	Reported	Cleared	Adult	Juvenile
Crimes Against Persons				
Murder	0	0	0	0
Negligent Manslaughter	0	0	0	0
Kidnapping/Abduction	0	0	0	0
Forcible Rape	1	1	0	0
Forcible Sodomy	0	0	0	0
Sexual Assault W/Object	0	0	0	0
Forcible Fondling	2	1	0	1
Incest	0	0	0	0
Statutory Rape	1	1	1	0
Aggravated Assault	10	6	6	1
Simple Assault	57	42	30	1
Intimidation	36	5	5	0
Stalking	0	0	0	0
Commercial Sex Acts	0	0	0	0
Involuntary Servitude	0	0	0	0
Crimes Against Property				
Arson	0	0	0	0
Bribery	0	0	0	0
Burglary	22	3	3	0
Counterfeiting/Forgery	18	9	7	0
Destruction/Damage/Vandalism	38	6	1	2
Embezzlement	5	2	2	0
Extortion/Blackmail	0	0	0	0
Fraud - False Pretenses	28	13	10	0
Fraud - Credit Card/ATM	7	3	4	0
Fraud - Impersonation	8	5	3	0
Fraud - Welfare	0	0	0	0
Fraud - Wire	0	0	0	0
Motor Vehicle Theft	4	3	2	0
Robbery	2	1	1	0
Stolen Property Offenses	2	1	1	0
Theft - Pocket-picking	0	0	0	0
Theft - Purse Snatching	0	0	0	0
Theft - Shoplifting	91	66	65	8
Theft From Building	19	6	2	0
Theft From Coin Machine	0	0	0	0
Theft From Motor Vehicle	23	5	4	0
Theft of Motor Vehicle Parts	10	1	1	0
Theft - All Other Larceny	49	8	14	0
Crimes Against Society				
Drug/Narcotic Violations	30	30	23	3
Drug/Narcotic Equipment Violations	22	22	5	0
Gambling - Betting/Wagering	0	0	0	0
Gambling - Operating/Promoting	0	0	0	0
Gambling - Equipment Violations	0	0	0	0
Gambling - Sports Tampering	0	0	0	0
Pornography/Obscene Material	0	0	0	0
Prostitution	0	0	0	0
Prostitution Assisting/Promoting	0	0	0	0
Purchasing Prostitution	0	0	0	0
Weapon Law Violations	2	2	2	0
Total Group A Offenses	487	242	192	16



Athens Police Department - 2015

2014 Population Estimate 13,664

Offense Overview

Offense Total 2,601
 Number Cleared 846
 Percent Cleared 32.53 %

Group A Crimes per 100,000 population 19,035.4

Arrest Overview

Total Arrests 875
 Adult Arrests 812
 Juvenile Arrests 63
 Unknown Age 0

Arrests per 100,000 population 6,403.7

Average number offenses/incident 1.19

Domestic Violence Victims		
Offense	Reported	Cleared
Murder	0	0
Aggravated Assault	47	24
Simple Assault	222	56
Intimidation	16	1
Stalking	0	0
Forcible Rape	1	0
Forcible Sodomy	2	1
Sexual Assault W/Object	0	0
Forcible Fondling	1	0
Incest	0	0
Statutory Rape	0	0
Kidnapping/Abduction	2	1
Total	291	83

TIBRS Group B Arrests		
Offense	Adult	Juvenile
Bad Checks	0	0
Curfew/Vagrancy	0	7
Disorderly Conduct	23	0
DUI	47	0
Drunkenness	50	0
Family-Non Violent	11	0
Liquor Law Violations	63	3
Peeping Tom	0	0
Trespass	21	0
All Other Offenses	40	3
Total Group B	255	13

TIBRS Group A Offenses	Offenses		Arrests	
	Reported	Cleared	Adult	Juvenile
Crimes Against Persons				
Murder	3	0	0	0
Negligent Manslaughter	0	0	0	0
Kidnapping/Abduction	6	3	2	0
Forcible Rape	6	3	0	1
Forcible Sodomy	3	1	0	0
Sexual Assault W/Object	0	0	0	0
Forcible Fondling	9	6	1	1
Incest	0	0	0	0
Statutory Rape	1	0	0	0
Aggravated Assault	148	72	46	0
Simple Assault	391	86	66	3
Intimidation	67	6	3	0
Stalking	1	1	1	0
Commercial Sex Acts	0	0	0	0
Involuntary Servitude	0	0	0	0
Crimes Against Property				
Arson	4	1	1	0
Bribery	0	0	0	0
Burglary	196	29	19	0
Counterfeiting/Forgery	67	15	11	0
Destruction/Damage/Vandalism	210	35	16	11
Embezzlement	15	8	7	0
Extortion/Blackmail	0	0	0	0
Fraud - False Pretenses	107	26	10	0
Fraud - Credit Card/ATM	89	12	4	0
Fraud - Impersonation	21	17	13	1
Fraud - Welfare	0	0	0	0
Fraud - Wire	1	0	0	0
Motor Vehicle Theft	71	22	17	1
Robbery	26	12	6	2
Stolen Property Offenses	8	6	6	0
Theft - Pocket-picking	0	0	0	0
Theft - Purse Snatching	0	0	0	0
Theft - Shoplifting	243	111	103	12
Theft From Building	172	19	12	1
Theft From Coin Machine	3	0	0	0
Theft From Motor Vehicle	138	6	4	0
Theft of Motor Vehicle Parts	33	1	1	0
Theft - All Other Larceny	172	14	10	5
Crimes Against Society				
Drug/Narcotic Violations	196	169	154	9
Drug/Narcotic Equipment Violations	157	141	39	2
Gambling - Betting/Wagering	0	0	0	0
Gambling - Operating/Promoting	0	0	0	0
Gambling - Equipment Violations	0	0	0	0
Gambling - Sports Tampering	0	0	0	0
Pornography/Obscene Material	4	2	0	0
Prostitution	0	0	0	0
Prostitution Assisting/Promoting	0	0	0	0
Purchasing Prostitution	0	0	0	0
Weapon Law Violations	33	22	5	1
Total Group A Offenses	2,601	846	557	50



2014 Population Estimate	8,935
Offense Overview	
Offense Total	338
Number Cleared	163
Percent Cleared	48.22 %
Group A Crimes per 100,000 population	3,782.9
Arrest Overview	
Total Arrests	188
Adult Arrests	142
Juvenile Arrests	46
Unknown Age	0
Arrests per 100,000 population	2,104.1
Average number offenses/incident	1.19

Domestic Violence Victims		
Offense	Reported	Cleared
Murder	0	0
Aggravated Assault	11	10
Simple Assault	54	45
Intimidation	1	1
Stalking	2	1
Forcible Rape	0	0
Forcible Sodomy	0	0
Sexual Assault W/Object	0	0
Forcible Fondling	1	1
Incest	0	0
Statutory Rape	0	0
Kidnapping/Abduction	0	0
Total	69	58

TIBRS Group B Arrests		
Offense	Adult	Juvenile
Bad Checks	0	0
Curfew/Vagrancy	0	10
Disorderly Conduct	1	7
DUI	5	0
Drunkenness	1	0
Family-Non Violent	0	0
Liquor Law Violations	3	0
Peeping Tom	0	0
Trespass	2	8
All Other Offenses	15	0
Total Group B	27	25

TIBRS Group A Offenses	Offenses		Arrests	
	Reported	Cleared	Adult	Juvenile
Crimes Against Persons				
Murder	0	0	0	0
Negligent Manslaughter	0	0	0	0
Kidnapping/Abduction	0	0	0	0
Forcible Rape	1	0	0	0
Forcible Sodomy	0	0	0	0
Sexual Assault W/Object	1	0	0	0
Forcible Fondling	1	1	1	0
Incest	0	0	0	0
Statutory Rape	0	0	0	0
Aggravated Assault	25	24	14	0
Simple Assault	61	51	36	11
Intimidation	5	1	1	0
Stalking	2	1	1	0
Commercial Sex Acts	0	0	0	0
Involuntary Servitude	0	0	0	0
Crimes Against Property				
Arson	0	0	0	0
Bribery	0	0	0	0
Burglary	28	4	3	3
Counterfeiting/Forgery	6	2	1	0
Destruction/Damage/Vandalism	17	8	3	2
Embezzlement	0	0	0	0
Extortion/Blackmail	0	0	0	0
Fraud - False Pretenses	6	0	0	0
Fraud - Credit Card/ATM	10	0	0	0
Fraud - Impersonation	14	2	2	0
Fraud - Welfare	0	0	0	0
Fraud - Wire	2	0	0	0
Motor Vehicle Theft	3	0	0	0
Robbery	1	0	0	0
Stolen Property Offenses	2	2	2	0
Theft - Pocket-picking	0	0	0	0
Theft - Purse Snatching	0	0	0	0
Theft - Shoplifting	16	12	8	5
Theft From Building	14	1	1	0
Theft From Coin Machine	0	0	0	0
Theft From Motor Vehicle	26	3	3	0
Theft of Motor Vehicle Parts	7	0	0	0
Theft - All Other Larceny	42	6	5	0
Crimes Against Society				
Drug/Narcotic Violations	28	27	26	0
Drug/Narcotic Equipment Violations	14	14	8	0
Gambling - Betting/Wagering	0	0	0	0
Gambling - Operating/Promoting	0	0	0	0
Gambling - Equipment Violations	0	0	0	0
Gambling - Sports Tampering	0	0	0	0
Pornography/Obscene Material	0	0	0	0
Prostitution	0	0	0	0
Prostitution Assisting/Promoting	0	0	0	0
Purchasing Prostitution	0	0	0	0
Weapon Law Violations	6	4	0	0
Total Group A Offenses	338	163	115	21



Baileyton Police Department - 2015

2014 Population Estimate	428
Offense Overview	
Offense Total	50
Number Cleared	22
Percent Cleared	44.00 %
Group A Crimes per 100,000 population	11,682.2
Arrest Overview	
Total Arrests	38
Adult Arrests	38
Juvenile Arrests	0
Unknown Age	0
Arrests per 100,000 population	8,878.5
Average number offenses/incident	1.04

Domestic Violence Victims		
Offense	Reported	Cleared
Murder	0	0
Aggravated Assault	0	0
Simple Assault	4	1
Intimidation	0	0
Stalking	0	0
Forcible Rape	0	0
Forcible Sodomy	0	0
Sexual Assault W/Object	0	0
Forcible Fondling	0	0
Incest	0	0
Statutory Rape	0	0
Kidnapping/Abduction	0	0
Total	4	1

TIBRS Group B Arrests		
Offense	Adult	Juvenile
Bad Checks	3	0
Curfew/Vagrancy	0	0
Disorderly Conduct	0	0
DUI	6	0
Drunkenness	1	0
Family-Non Violent	0	0
Liquor Law Violations	0	0
Peeping Tom	0	0
Trespass	0	0
All Other Offenses	0	0
Total Group B	10	0

TIBRS Group A Offenses	Offenses		Arrests	
	Reported	Cleared	Adult	Juvenile
Crimes Against Persons				
Murder	0	0	0	0
Negligent Manslaughter	0	0	0	0
Kidnapping/Abduction	0	0	0	0
Forcible Rape	2	0	0	0
Forcible Sodomy	0	0	0	0
Sexual Assault W/Object	0	0	0	0
Forcible Fondling	0	0	0	0
Incest	0	0	0	0
Statutory Rape	0	0	0	0
Aggravated Assault	0	0	0	0
Simple Assault	5	1	1	0
Intimidation	5	0	0	0
Stalking	0	0	0	0
Commercial Sex Acts	0	0	0	0
Involuntary Servitude	0	0	0	0
Crimes Against Property				
Arson	1	1	1	0
Bribery	0	0	0	0
Burglary	3	1	0	0
Counterfeiting/Forgery	2	1	0	0
Destruction/Damage/Vandalism	1	0	0	0
Embezzlement	0	0	0	0
Extortion/Blackmail	0	0	0	0
Fraud - False Pretenses	1	0	0	0
Fraud - Credit Card/ATM	0	0	0	0
Fraud - Impersonation	1	1	1	0
Fraud - Welfare	0	0	0	0
Fraud - Wire	0	0	0	0
Motor Vehicle Theft	2	2	2	0
Robbery	0	0	0	0
Stolen Property Offenses	0	0	0	0
Theft - Pocket-picking	0	0	0	0
Theft - Purse Snatching	0	0	0	0
Theft - Shoplifting	3	0	0	0
Theft From Building	2	1	1	0
Theft From Coin Machine	1	0	0	0
Theft From Motor Vehicle	0	0	0	0
Theft of Motor Vehicle Parts	3	0	0	0
Theft - All Other Larceny	3	0	0	0
Crimes Against Society				
Drug/Narcotic Violations	12	11	18	0
Drug/Narcotic Equipment Violations	3	3	4	0
Gambling - Betting/Wagering	0	0	0	0
Gambling - Operating/Promoting	0	0	0	0
Gambling - Equipment Violations	0	0	0	0
Gambling - Sports Tampering	0	0	0	0
Pornography/Obscene Material	0	0	0	0
Prostitution	0	0	0	0
Prostitution Assisting/Promoting	0	0	0	0
Purchasing Prostitution	0	0	0	0
Weapon Law Violations	0	0	0	0
Total Group A Offenses	50	22	28	0



2014 Population Estimate **504**

Offense Overview

Offense Total 8
 Number Cleared 2
 Percent Cleared 25.00 %

Group A Crimes per 100,000
 population 1,587.3

Arrest Overview

Total Arrests 3
 Adult Arrests 3
 Juvenile Arrests 0
 Unknown Age 0

Arrests per 100,000 population 595.2

Average number offenses/incident 1.14

Domestic Violence Victims		
Offense	Reported	Cleared
Murder	0	0
Aggravated Assault	0	0
Simple Assault	0	0
Intimidation	0	0
Stalking	0	0
Forcible Rape	0	0
Forcible Sodomy	0	0
Sexual Assault W/Object	0	0
Forcible Fondling	0	0
Incest	0	0
Statutory Rape	0	0
Kidnapping/Abduction	0	0
Total	0	0

TIBRS Group B Arrests		
Offense	Adult	Juvenile
Bad Checks	0	0
Curfew/Vagrancy	0	0
Disorderly Conduct	0	0
DUI	0	0
Drunkenness	0	0
Family-Non Violent	0	0
Liquor Law Violations	1	0
Peeping Tom	0	0
Trespass	0	0
All Other Offenses	1	0
Total Group B	2	0

TIBRS Group A Offenses	Offenses		Arrests	
	Reported	Cleared	Adult	Juvenile
Crimes Against Persons				
Murder	0	0	0	0
Negligent Manslaughter	0	0	0	0
Kidnapping/Abduction	0	0	0	0
Forcible Rape	0	0	0	0
Forcible Sodomy	0	0	0	0
Sexual Assault W/Object	0	0	0	0
Forcible Fondling	0	0	0	0
Incest	0	0	0	0
Statutory Rape	0	0	0	0
Aggravated Assault	0	0	0	0
Simple Assault	0	0	0	0
Intimidation	1	1	0	0
Stalking	0	0	0	0
Commercial Sex Acts	0	0	0	0
Involuntary Servitude	0	0	0	0
Crimes Against Property				
Arson	0	0	0	0
Bribery	0	0	0	0
Burglary	1	0	0	0
Counterfeiting/Forgery	0	0	0	0
Destruction/Damage/Vandalism	2	0	0	0
Embezzlement	0	0	0	0
Extortion/Blackmail	0	0	0	0
Fraud - False Pretenses	0	0	0	0
Fraud - Credit Card/ATM	0	0	0	0
Fraud - Impersonation	0	0	0	0
Fraud - Welfare	0	0	0	0
Fraud - Wire	0	0	0	0
Motor Vehicle Theft	0	0	0	0
Robbery	0	0	0	0
Stolen Property Offenses	0	0	0	0
Theft - Pocket-picking	0	0	0	0
Theft - Purse Snatching	0	0	0	0
Theft - Shoplifting	0	0	0	0
Theft From Building	0	0	0	0
Theft From Coin Machine	0	0	0	0
Theft From Motor Vehicle	0	0	0	0
Theft of Motor Vehicle Parts	0	0	0	0
Theft - All Other Larceny	2	0	0	0
Crimes Against Society				
Drug/Narcotic Violations	0	0	0	0
Drug/Narcotic Equipment Violations	0	0	0	0
Gambling - Betting/Wagering	0	0	0	0
Gambling - Operating/Promoting	0	0	0	0
Gambling - Equipment Violations	0	0	0	0
Gambling - Sports Tampering	0	0	0	0
Pornography/Obscene Material	0	0	0	0
Prostitution	0	0	0	0
Prostitution Assisting/Promoting	0	0	0	0
Purchasing Prostitution	0	0	0	0
Weapon Law Violations	2	1	1	0
Total Group A Offenses	8	2	1	0



2014 Population Estimate	58,264
Offense Overview	
Offense Total	2,832
Number Cleared	1,003
Percent Cleared	35.42 %
Group A Crimes per 100,000 population	4,860.6
Arrest Overview	
Total Arrests	2,238
Adult Arrests	1,989
Juvenile Arrests	249
Unknown Age	0
Arrests per 100,000 population	3,841.1
Average number offenses/incident	1.19

Domestic Violence Victims		
Offense	Reported	Cleared
Murder	0	0
Aggravated Assault	76	55
Simple Assault	249	104
Intimidation	61	17
Stalking	6	0
Forcible Rape	1	1
Forcible Sodomy	0	0
Sexual Assault W/Object	0	0
Forcible Fondling	3	0
Incest	0	0
Statutory Rape	0	0
Kidnapping/Abduction	7	6
Total	403	183

TIBRS Group B Arrests		
Offense	Adult	Juvenile
Bad Checks	2	0
Curfew/Vagrancy	1	17
Disorderly Conduct	10	3
DUI	73	0
Drunkenness	82	8
Family-Non Violent	0	0
Liquor Law Violations	6	8
Peeping Tom	0	0
Trespass	14	24
All Other Offenses	1,074	5
Total Group B	1,262	65

TIBRS Group A Offenses	Offenses		Arrests	
	Reported	Cleared	Adult	Juvenile
Crimes Against Persons				
Murder	0	0	0	0
Negligent Manslaughter	0	0	0	0
Kidnapping/Abduction	9	6	4	0
Forcible Rape	7	1	0	1
Forcible Sodomy	4	0	0	0
Sexual Assault W/Object	4	0	0	0
Forcible Fondling	18	9	5	4
Incest	0	0	0	0
Statutory Rape	1	0	0	0
Aggravated Assault	151	88	45	11
Simple Assault	359	145	80	31
Intimidation	197	26	10	1
Stalking	7	0	0	0
Commercial Sex Acts	0	0	0	0
Involuntary Servitude	0	0	0	0
Crimes Against Property				
Arson	1	0	0	0
Bribery	0	0	0	0
Burglary	171	17	18	3
Counterfeiting/Forgery	54	12	13	0
Destruction/Damage/Vandalism	233	37	11	15
Embezzlement	20	7	7	0
Extortion/Blackmail	0	0	0	0
Fraud - False Pretenses	91	21	16	3
Fraud - Credit Card/ATM	69	0	0	0
Fraud - Impersonation	71	15	11	0
Fraud - Welfare	0	0	0	0
Fraud - Wire	7	0	0	0
Motor Vehicle Theft	60	5	4	0
Robbery	15	2	4	1
Stolen Property Offenses	12	11	9	1
Theft - Pocket-picking	2	0	0	0
Theft - Purse Snatching	2	0	0	0
Theft - Shoplifting	338	211	232	43
Theft From Building	179	10	3	7
Theft From Coin Machine	0	0	0	0
Theft From Motor Vehicle	160	4	2	2
Theft of Motor Vehicle Parts	61	1	1	0
Theft - All Other Larceny	146	7	7	1
Crimes Against Society				
Drug/Narcotic Violations	241	234	220	56
Drug/Narcotic Equipment Violations	114	111	17	3
Gambling - Betting/Wagering	0	0	0	0
Gambling - Operating/Promoting	0	0	0	0
Gambling - Equipment Violations	0	0	0	0
Gambling - Sports Tampering	0	0	0	0
Pornography/Obscene Material	2	0	0	0
Prostitution	0	0	0	0
Prostitution Assisting/Promoting	0	0	0	0
Purchasing Prostitution	0	0	0	0
Weapon Law Violations	26	23	8	1
Total Group A Offenses	2,832	1,003	727	184



Baxter Police Department - 2015

2014 Population Estimate 1,396

Offense Overview

Offense Total 130
 Number Cleared 35
 Percent Cleared 26.92 %

Group A Crimes per 100,000 population 9,312.3

Arrest Overview

Total Arrests 68
 Adult Arrests 65
 Juvenile Arrests 3
 Unknown Age 0

Arrests per 100,000 population 4,871.1

Average number offenses/incident 1.18

Domestic Violence Victims		
Offense	Reported	Cleared
Murder	0	0
Aggravated Assault	2	2
Simple Assault	4	2
Intimidation	0	0
Stalking	0	0
Forcible Rape	0	0
Forcible Sodomy	0	0
Sexual Assault W/Object	0	0
Forcible Fondling	0	0
Incest	0	0
Statutory Rape	0	0
Kidnapping/Abduction	0	0
Total	6	4

TIBRS Group B Arrests		
Offense	Adult	Juvenile
Bad Checks	0	0
Curfew/Vagrancy	0	0
Disorderly Conduct	2	0
DUI	19	0
Drunkenness	18	0
Family-Non Violent	0	0
Liquor Law Violations	0	0
Peeping Tom	0	0
Trespass	0	0
All Other Offenses	4	1
Total Group B	43	1

TIBRS Group A Offenses	Offenses		Arrests	
	Reported	Cleared	Adult	Juvenile
Crimes Against Persons				
Murder	0	0	0	0
Negligent Manslaughter	0	0	0	0
Kidnapping/Abduction	0	0	0	0
Forcible Rape	0	0	0	0
Forcible Sodomy	0	0	0	0
Sexual Assault W/Object	0	0	0	0
Forcible Fondling	0	0	0	0
Incest	0	0	0	0
Statutory Rape	0	0	0	0
Aggravated Assault	5	5	3	1
Simple Assault	15	3	3	0
Intimidation	0	0	0	0
Stalking	0	0	0	0
Commercial Sex Acts	0	0	0	0
Involuntary Servitude	0	0	0	0
Crimes Against Property				
Arson	0	0	0	0
Bribery	0	0	0	0
Burglary	10	0	0	0
Counterfeiting/Forgery	6	0	0	0
Destruction/Damage/Vandalism	4	1	1	0
Embezzlement	0	0	0	0
Extortion/Blackmail	0	0	0	0
Fraud - False Pretenses	2	0	0	0
Fraud - Credit Card/ATM	2	0	0	0
Fraud - Impersonation	1	1	0	0
Fraud - Welfare	0	0	0	0
Fraud - Wire	0	0	0	0
Motor Vehicle Theft	0	0	0	0
Robbery	0	0	0	0
Stolen Property Offenses	1	0	0	0
Theft - Pocket-picking	0	0	0	0
Theft - Purse Snatching	0	0	0	0
Theft - Shoplifting	17	1	1	0
Theft From Building	8	1	0	1
Theft From Coin Machine	0	0	0	0
Theft From Motor Vehicle	10	0	0	0
Theft of Motor Vehicle Parts	0	0	0	0
Theft - All Other Larceny	7	0	0	0
Crimes Against Society				
Drug/Narcotic Violations	23	12	10	0
Drug/Narcotic Equipment Violations	19	11	4	0
Gambling - Betting/Wagering	0	0	0	0
Gambling - Operating/Promoting	0	0	0	0
Gambling - Equipment Violations	0	0	0	0
Gambling - Sports Tampering	0	0	0	0
Pornography/Obscene Material	0	0	0	0
Prostitution	0	0	0	0
Prostitution Assisting/Promoting	0	0	0	0
Purchasing Prostitution	0	0	0	0
Weapon Law Violations	0	0	0	0
Total Group A Offenses	130	35	22	2



2014 Population Estimate **3,084**

Offense Overview

Offense Total 97
 Number Cleared 47
 Percent Cleared 48.45 %

Group A Crimes per 100,000
 population 3,145.3

Arrest Overview

Total Arrests 74
 Adult Arrests 72
 Juvenile Arrests 2
 Unknown Age 0

Arrests per 100,000 population 2,399.5

Average number offenses/incident 1.14

Domestic Violence Victims		
Offense	Reported	Cleared
Murder	0	0
Aggravated Assault	1	1
Simple Assault	9	5
Intimidation	0	0
Stalking	0	0
Forcible Rape	0	0
Forcible Sodomy	0	0
Sexual Assault W/Object	0	0
Forcible Fondling	0	0
Incest	0	0
Statutory Rape	0	0
Kidnapping/Abduction	0	0
Total	10	6

TIBRS Group B Arrests		
Offense	Adult	Juvenile
Bad Checks	0	0
Curfew/Vagrancy	0	0
Disorderly Conduct	0	0
DUI	7	0
Drunkenness	9	0
Family-Non Violent	0	0
Liquor Law Violations	1	0
Peeping Tom	0	0
Trespass	2	0
All Other Offenses	15	1
Total Group B	34	1

TIBRS Group A Offenses	Offenses		Arrests	
	Reported	Cleared	Adult	Juvenile
Crimes Against Persons				
Murder	0	0	0	0
Negligent Manslaughter	0	0	0	0
Kidnapping/Abduction	0	0	0	0
Forcible Rape	0	0	0	0
Forcible Sodomy	0	0	0	0
Sexual Assault W/Object	0	0	0	0
Forcible Fondling	0	0	0	0
Incest	0	0	0	0
Statutory Rape	0	0	0	0
Aggravated Assault	1	1	1	0
Simple Assault	11	5	5	0
Intimidation	2	0	0	0
Stalking	0	0	0	0
Commercial Sex Acts	0	0	0	0
Involuntary Servitude	0	0	0	0
Crimes Against Property				
Arson	0	0	0	0
Bribery	0	0	0	0
Burglary	5	1	1	0
Counterfeiting/Forgery	1	1	1	0
Destruction/Damage/Vandalism	4	0	0	0
Embezzlement	0	0	0	0
Extortion/Blackmail	0	0	0	0
Fraud - False Pretenses	1	1	0	0
Fraud - Credit Card/ATM	2	0	0	0
Fraud - Impersonation	0	0	0	0
Fraud - Welfare	0	0	0	0
Fraud - Wire	0	0	0	0
Motor Vehicle Theft	4	1	1	0
Robbery	0	0	0	0
Stolen Property Offenses	0	0	0	0
Theft - Pocket-picking	0	0	0	0
Theft - Purse Snatching	0	0	0	0
Theft - Shoplifting	12	10	10	0
Theft From Building	6	0	0	0
Theft From Coin Machine	2	0	0	0
Theft From Motor Vehicle	7	1	1	0
Theft of Motor Vehicle Parts	0	0	0	0
Theft - All Other Larceny	13	0	0	0
Crimes Against Society				
Drug/Narcotic Violations	16	16	14	0
Drug/Narcotic Equipment Violations	8	8	3	1
Gambling - Betting/Wagering	0	0	0	0
Gambling - Operating/Promoting	0	0	0	0
Gambling - Equipment Violations	0	0	0	0
Gambling - Sports Tampering	0	0	0	0
Pornography/Obscene Material	0	0	0	0
Prostitution	0	0	0	0
Prostitution Assisting/Promoting	0	0	0	0
Purchasing Prostitution	0	0	0	0
Weapon Law Violations	2	2	1	0
Total Group A Offenses	97	47	38	1



2014 Population Estimate **3,017**

Offense Overview

Offense Total 85
 Number Cleared 17
 Percent Cleared 20.00 %

Group A Crimes per 100,000
 population 2,817.4

Arrest Overview

Total Arrests 47
 Adult Arrests 43
 Juvenile Arrests 4
 Unknown Age 0

Arrests per 100,000 population 1,557.8

Average number offenses/incident 1.16

Domestic Violence Victims		
Offense	Reported	Cleared
Murder	0	0
Aggravated Assault	0	0
Simple Assault	0	0
Intimidation	0	0
Stalking	0	0
Forcible Rape	0	0
Forcible Sodomy	0	0
Sexual Assault W/Object	0	0
Forcible Fondling	0	0
Incest	0	0
Statutory Rape	0	0
Kidnapping/Abduction	0	0
Total	0	0

TIBRS Group B Arrests		
Offense	Adult	Juvenile
Bad Checks	0	0
Curfew/Vagrancy	0	0
Disorderly Conduct	0	0
DUI	27	0
Drunkenness	1	0
Family-Non Violent	0	0
Liquor Law Violations	0	0
Peeping Tom	0	0
Trespass	0	0
All Other Offenses	1	0
Total Group B	29	0

TIBRS Group A Offenses	Offenses		Arrests	
	Reported	Cleared	Adult	Juvenile
Crimes Against Persons				
Murder	0	0	0	0
Negligent Manslaughter	0	0	0	0
Kidnapping/Abduction	0	0	0	0
Forcible Rape	0	0	0	0
Forcible Sodomy	0	0	0	0
Sexual Assault W/Object	0	0	0	0
Forcible Fondling	0	0	0	0
Incest	0	0	0	0
Statutory Rape	0	0	0	0
Aggravated Assault	0	0	0	0
Simple Assault	0	0	0	0
Intimidation	1	0	0	0
Stalking	0	0	0	0
Commercial Sex Acts	0	0	0	0
Involuntary Servitude	0	0	0	0
Crimes Against Property				
Arson	0	0	0	0
Bribery	0	0	0	0
Burglary	15	4	4	1
Counterfeiting/Forgery	1	0	0	0
Destruction/Damage/Vandalism	11	0	0	0
Embezzlement	0	0	0	0
Extortion/Blackmail	0	0	0	0
Fraud - False Pretenses	3	0	0	0
Fraud - Credit Card/ATM	4	0	0	0
Fraud - Impersonation	11	0	0	0
Fraud - Welfare	0	0	0	0
Fraud - Wire	0	0	0	0
Motor Vehicle Theft	1	0	0	0
Robbery	0	0	0	0
Stolen Property Offenses	0	0	0	0
Theft - Pocket-picking	0	0	0	0
Theft - Purse Snatching	0	0	0	0
Theft - Shoplifting	0	0	0	0
Theft From Building	5	0	0	0
Theft From Coin Machine	0	0	0	0
Theft From Motor Vehicle	10	0	0	0
Theft of Motor Vehicle Parts	0	0	0	0
Theft - All Other Larceny	8	0	0	0
Crimes Against Society				
Drug/Narcotic Violations	10	9	9	2
Drug/Narcotic Equipment Violations	4	4	1	1
Gambling - Betting/Wagering	0	0	0	0
Gambling - Operating/Promoting	0	0	0	0
Gambling - Equipment Violations	0	0	0	0
Gambling - Sports Tampering	0	0	0	0
Pornography/Obscene Material	1	0	0	0
Prostitution	0	0	0	0
Prostitution Assisting/Promoting	0	0	0	0
Purchasing Prostitution	0	0	0	0
Weapon Law Violations	0	0	0	0
Total Group A Offenses	85	17	14	4



2014 Population Estimate **2,457**

Offense Overview

Offense Total 157
 Number Cleared 63
 Percent Cleared 40.13 %

Group A Crimes per 100,000
 population 6,389.9

Arrest Overview

Total Arrests 62
 Adult Arrests 51
 Juvenile Arrests 11
 Unknown Age 0

Arrests per 100,000 population 2,523.4

Average number offenses/incident 1.25

Domestic Violence Victims		
Offense	Reported	Cleared
Murder	0	0
Aggravated Assault	1	1
Simple Assault	24	20
Intimidation	3	1
Stalking	1	0
Forcible Rape	0	0
Forcible Sodomy	0	0
Sexual Assault W/Object	0	0
Forcible Fondling	1	1
Incest	0	0
Statutory Rape	0	0
Kidnapping/Abduction	0	0
Total	30	23

TIBRS Group B Arrests		
Offense	Adult	Juvenile
Bad Checks	0	0
Curfew/Vagrancy	0	0
Disorderly Conduct	2	1
DUI	3	0
Drunkenness	1	0
Family-Non Violent	0	0
Liquor Law Violations	1	0
Peeping Tom	0	0
Trespass	0	0
All Other Offenses	0	2
Total Group B	7	3

TIBRS Group A Offenses	Offenses		Arrests	
	Reported	Cleared	Adult	Juvenile
Crimes Against Persons				
Murder	0	0	0	0
Negligent Manslaughter	0	0	0	0
Kidnapping/Abduction	0	0	0	0
Forcible Rape	0	0	0	0
Forcible Sodomy	0	0	0	0
Sexual Assault W/Object	0	0	0	0
Forcible Fondling	2	1	1	0
Incest	0	0	0	0
Statutory Rape	0	0	0	0
Aggravated Assault	5	5	4	0
Simple Assault	34	24	18	3
Intimidation	23	4	4	0
Stalking	2	1	1	0
Commercial Sex Acts	0	0	0	0
Involuntary Servitude	0	0	0	0
Crimes Against Property				
Arson	0	0	0	0
Bribery	0	0	0	0
Burglary	13	2	0	0
Counterfeiting/Forgery	5	1	1	0
Destruction/Damage/Vandalism	16	5	0	5
Embezzlement	0	0	0	0
Extortion/Blackmail	0	0	0	0
Fraud - False Pretenses	4	1	0	0
Fraud - Credit Card/ATM	2	0	0	0
Fraud - Impersonation	1	0	0	0
Fraud - Welfare	0	0	0	0
Fraud - Wire	0	0	0	0
Motor Vehicle Theft	1	1	1	0
Robbery	0	0	0	0
Stolen Property Offenses	1	1	1	0
Theft - Pocket-picking	0	0	0	0
Theft - Purse Snatching	0	0	0	0
Theft - Shoplifting	6	4	6	0
Theft From Building	5	1	0	0
Theft From Coin Machine	0	0	0	0
Theft From Motor Vehicle	17	3	3	0
Theft of Motor Vehicle Parts	0	0	0	0
Theft - All Other Larceny	11	2	0	0
Crimes Against Society				
Drug/Narcotic Violations	4	3	3	0
Drug/Narcotic Equipment Violations	3	2	0	0
Gambling - Betting/Wagering	0	0	0	0
Gambling - Operating/Promoting	0	0	0	0
Gambling - Equipment Violations	0	0	0	0
Gambling - Sports Tampering	0	0	0	0
Pornography/Obscene Material	0	0	0	0
Prostitution	0	0	0	0
Prostitution Assisting/Promoting	0	0	0	0
Purchasing Prostitution	0	0	0	0
Weapon Law Violations	2	2	1	0
Total Group A Offenses	157	63	44	8



2014 Population Estimate	1,309
Offense Overview	
Offense Total	153
Number Cleared	136
Percent Cleared	88.89 %
Group A Crimes per 100,000 population	11,688.3
Arrest Overview	
Total Arrests	163
Adult Arrests	157
Juvenile Arrests	6
Unknown Age	0
Arrests per 100,000 population	12,452.3
Average number offenses/incident	1.33

Domestic Violence Victims		
Offense	Reported	Cleared
Murder	0	0
Aggravated Assault	0	0
Simple Assault	9	9
Intimidation	0	0
Stalking	0	0
Forcible Rape	0	0
Forcible Sodomy	0	0
Sexual Assault W/Object	0	0
Forcible Fondling	0	0
Incest	0	0
Statutory Rape	0	0
Kidnapping/Abduction	0	0
Total	9	9

TIBRS Group B Arrests		
Offense	Adult	Juvenile
Bad Checks	0	0
Curfew/Vagrancy	0	0
Disorderly Conduct	1	0
DUI	14	0
Drunkenness	2	0
Family-Non Violent	0	0
Liquor Law Violations	35	0
Peeping Tom	0	0
Trespass	1	0
All Other Offenses	3	0
Total Group B	56	0

TIBRS Group A Offenses	Offenses		Arrests	
	Reported	Cleared	Adult	Juvenile
Crimes Against Persons				
Murder	0	0	0	0
Negligent Manslaughter	0	0	0	0
Kidnapping/Abduction	0	0	0	0
Forcible Rape	0	0	0	0
Forcible Sodomy	0	0	0	0
Sexual Assault W/Object	0	0	0	0
Forcible Fondling	0	0	0	0
Incest	0	0	0	0
Statutory Rape	0	0	0	0
Aggravated Assault	2	2	2	0
Simple Assault	13	11	8	3
Intimidation	0	0	0	0
Stalking	0	0	0	0
Commercial Sex Acts	0	0	0	0
Involuntary Servitude	0	0	0	0
Crimes Against Property				
Arson	0	0	0	0
Bribery	0	0	0	0
Burglary	5	3	3	0
Counterfeiting/Forgery	0	0	0	0
Destruction/Damage/Vandalism	1	0	0	0
Embezzlement	0	0	0	0
Extortion/Blackmail	0	0	0	0
Fraud - False Pretenses	0	0	0	0
Fraud - Credit Card/ATM	0	0	0	0
Fraud - Impersonation	0	0	0	0
Fraud - Welfare	0	0	0	0
Fraud - Wire	0	0	0	0
Motor Vehicle Theft	2	2	2	0
Robbery	0	0	0	0
Stolen Property Offenses	0	0	0	0
Theft - Pocket-picking	0	0	0	0
Theft - Purse Snatching	0	0	0	0
Theft - Shoplifting	13	11	8	1
Theft From Building	0	0	0	0
Theft From Coin Machine	1	0	0	0
Theft From Motor Vehicle	0	0	0	0
Theft of Motor Vehicle Parts	0	0	0	0
Theft - All Other Larceny	17	8	7	0
Crimes Against Society				
Drug/Narcotic Violations	54	54	55	2
Drug/Narcotic Equipment Violations	44	44	16	0
Gambling - Betting/Wagering	0	0	0	0
Gambling - Operating/Promoting	0	0	0	0
Gambling - Equipment Violations	0	0	0	0
Gambling - Sports Tampering	0	0	0	0
Pornography/Obscene Material	0	0	0	0
Prostitution	0	0	0	0
Prostitution Assisting/Promoting	0	0	0	0
Purchasing Prostitution	0	0	0	0
Weapon Law Violations	1	1	0	0
Total Group A Offenses	153	136	101	6



2014 Population Estimate	551
Offense Overview	
Offense Total	135
Number Cleared	24
Percent Cleared	17.78 %
Group A Crimes per 100,000 population	24,500.9
Arrest Overview	
Total Arrests	65
Adult Arrests	58
Juvenile Arrests	7
Unknown Age	0
Arrests per 100,000 population	11,796.7
Average number offenses/incident	1.13

Domestic Violence Victims		
Offense	Reported	Cleared
Murder	0	0
Aggravated Assault	0	0
Simple Assault	7	6
Intimidation	4	2
Stalking	0	0
Forcible Rape	0	0
Forcible Sodomy	0	0
Sexual Assault W/Object	0	0
Forcible Fondling	0	0
Incest	0	0
Statutory Rape	0	0
Kidnapping/Abduction	0	0
Total	11	8

TIBRS Group B Arrests		
Offense	Adult	Juvenile
Bad Checks	0	0
Curfew/Vagrancy	0	1
Disorderly Conduct	1	0
DUI	5	0
Drunkenness	13	0
Family-Non Violent	2	0
Liquor Law Violations	0	0
Peeping Tom	0	0
Trespass	7	0
All Other Offenses	15	2
Total Group B	43	3

TIBRS Group A Offenses	Offenses		Arrests	
	Reported	Cleared	Adult	Juvenile
Crimes Against Persons				
Murder	0	0	0	0
Negligent Manslaughter	0	0	0	0
Kidnapping/Abduction	0	0	0	0
Forcible Rape	0	0	0	0
Forcible Sodomy	0	0	0	0
Sexual Assault W/Object	0	0	0	0
Forcible Fondling	0	0	0	0
Incest	0	0	0	0
Statutory Rape	1	0	0	0
Aggravated Assault	1	0	3	2
Simple Assault	12	8	0	0
Intimidation	12	3	0	2
Stalking	1	1	0	0
Commercial Sex Acts	0	0	0	0
Involuntary Servitude	0	0	0	0
Crimes Against Property				
Arson	0	0	0	0
Bribery	0	0	0	0
Burglary	7	0	0	0
Counterfeiting/Forgery	4	1	1	0
Destruction/Damage/Vandalism	14	1	1	0
Embezzlement	5	0	0	0
Extortion/Blackmail	0	0	0	0
Fraud - False Pretenses	8	3	0	0
Fraud - Credit Card/ATM	4	0	0	0
Fraud - Impersonation	1	0	0	0
Fraud - Welfare	0	0	0	0
Fraud - Wire	1	0	0	0
Motor Vehicle Theft	3	1	1	0
Robbery	1	0	0	0
Stolen Property Offenses	0	0	0	0
Theft - Pocket-picking	0	0	0	0
Theft - Purse Snatching	0	0	0	0
Theft - Shoplifting	13	3	4	0
Theft From Building	14	1	0	0
Theft From Coin Machine	0	0	0	0
Theft From Motor Vehicle	6	0	0	0
Theft of Motor Vehicle Parts	4	1	0	0
Theft - All Other Larceny	21	1	5	0
Crimes Against Society				
Drug/Narcotic Violations	0	0	0	0
Drug/Narcotic Equipment Violations	0	0	0	0
Gambling - Betting/Wagering	0	0	0	0
Gambling - Operating/Promoting	0	0	0	0
Gambling - Equipment Violations	0	0	0	0
Gambling - Sports Tampering	0	0	0	0
Pornography/Obscene Material	0	0	0	0
Prostitution	0	0	0	0
Prostitution Assisting/Promoting	0	0	0	0
Purchasing Prostitution	0	0	0	0
Weapon Law Violations	2	0	0	0
Total Group A Offenses	135	24	15	4



2014 Population Estimate **542**

Offense Overview

Offense Total 22
 Number Cleared 12
 Percent Cleared 54.55 %
 Group A Crimes per 100,000 population 4,059.0

Arrest Overview

Total Arrests 15
 Adult Arrests 15
 Juvenile Arrests 0
 Unknown Age 0
 Arrests per 100,000 population 2,767.5
 Average number offenses/incident 1.22

Domestic Violence Victims		
Offense	Reported	Cleared
Murder	0	0
Aggravated Assault	0	0
Simple Assault	2	2
Intimidation	0	0
Stalking	0	0
Forcible Rape	0	0
Forcible Sodomy	0	0
Sexual Assault W/Object	0	0
Forcible Fondling	0	0
Incest	0	0
Statutory Rape	0	0
Kidnapping/Abduction	0	0
Total	2	2

TIBRS Group B Arrests		
Offense	Adult	Juvenile
Bad Checks	0	0
Curfew/Vagrancy	0	0
Disorderly Conduct	1	0
DUI	0	0
Drunkenness	0	0
Family-Non Violent	3	0
Liquor Law Violations	0	0
Peeping Tom	0	0
Trespass	0	0
All Other Offenses	0	0
Total Group B	4	0

TIBRS Group A Offenses	Offenses		Arrests	
	Reported	Cleared	Adult	Juvenile
Crimes Against Persons				
Murder	0	0	0	0
Negligent Manslaughter	0	0	0	0
Kidnapping/Abduction	0	0	0	0
Forcible Rape	0	0	0	0
Forcible Sodomy	0	0	0	0
Sexual Assault W/Object	0	0	0	0
Forcible Fondling	0	0	0	0
Incest	0	0	0	0
Statutory Rape	0	0	0	0
Aggravated Assault	0	0	0	0
Simple Assault	3	3	3	0
Intimidation	0	0	0	0
Stalking	0	0	0	0
Commercial Sex Acts	0	0	0	0
Involuntary Servitude	0	0	0	0
Crimes Against Property				
Arson	1	0	0	0
Bribery	0	0	0	0
Burglary	3	0	0	0
Counterfeiting/Forgery	0	0	0	0
Destruction/Damage/Vandalism	2	0	0	0
Embezzlement	0	0	0	0
Extortion/Blackmail	0	0	0	0
Fraud - False Pretenses	0	0	0	0
Fraud - Credit Card/ATM	0	0	0	0
Fraud - Impersonation	0	0	0	0
Fraud - Welfare	0	0	0	0
Fraud - Wire	0	0	0	0
Motor Vehicle Theft	0	0	0	0
Robbery	0	0	0	0
Stolen Property Offenses	0	0	0	0
Theft - Pocket-picking	0	0	0	0
Theft - Purse Snatching	0	0	0	0
Theft - Shoplifting	1	1	1	0
Theft From Building	2	0	0	0
Theft From Coin Machine	0	0	0	0
Theft From Motor Vehicle	2	1	1	0
Theft of Motor Vehicle Parts	0	0	0	0
Theft - All Other Larceny	2	1	0	0
Crimes Against Society				
Drug/Narcotic Violations	3	3	2	0
Drug/Narcotic Equipment Violations	3	3	4	0
Gambling - Betting/Wagering	0	0	0	0
Gambling - Operating/Promoting	0	0	0	0
Gambling - Equipment Violations	0	0	0	0
Gambling - Sports Tampering	0	0	0	0
Pornography/Obscene Material	0	0	0	0
Prostitution	0	0	0	0
Prostitution Assisting/Promoting	0	0	0	0
Purchasing Prostitution	0	0	0	0
Weapon Law Violations	0	0	0	0
Total Group A Offenses	22	12	11	0



Blaine Police Department - 2015

2014 Population Estimate 1,870

Offense Overview

Offense Total 22
 Number Cleared 4
 Percent Cleared 18.18 %

Group A Crimes per 100,000 population 1,176.5

Arrest Overview

Total Arrests 5
 Adult Arrests 5
 Juvenile Arrests 0
 Unknown Age 0

Arrests per 100,000 population 267.4

Average number offenses/incident 1.05

Domestic Violence Victims		
Offense	Reported	Cleared
Murder	0	0
Aggravated Assault	0	0
Simple Assault	0	0
Intimidation	0	0
Stalking	0	0
Forcible Rape	0	0
Forcible Sodomy	0	0
Sexual Assault W/Object	0	0
Forcible Fondling	0	0
Incest	0	0
Statutory Rape	0	0
Kidnapping/Abduction	0	0
Total	0	0

TIBRS Group B Arrests		
Offense	Adult	Juvenile
Bad Checks	0	0
Curfew/Vagrancy	0	0
Disorderly Conduct	0	0
DUI	0	0
Drunkenness	0	0
Family-Non Violent	0	0
Liquor Law Violations	0	0
Peeping Tom	0	0
Trespass	0	0
All Other Offenses	0	0
Total Group B	0	0

TIBRS Group A Offenses	Offenses		Arrests	
	Reported	Cleared	Adult	Juvenile
Crimes Against Persons				
Murder	0	0	0	0
Negligent Manslaughter	0	0	0	0
Kidnapping/Abduction	0	0	0	0
Forcible Rape	0	0	0	0
Forcible Sodomy	0	0	0	0
Sexual Assault W/Object	0	0	0	0
Forcible Fondling	0	0	0	0
Incest	0	0	0	0
Statutory Rape	0	0	0	0
Aggravated Assault	3	1	1	0
Simple Assault	0	0	0	0
Intimidation	0	0	0	0
Stalking	0	0	0	0
Commercial Sex Acts	0	0	0	0
Involuntary Servitude	0	0	0	0
Crimes Against Property				
Arson	0	0	0	0
Bribery	0	0	0	0
Burglary	1	0	0	0
Counterfeiting/Forgery	0	0	0	0
Destruction/Damage/Vandalism	5	0	0	0
Embezzlement	0	0	0	0
Extortion/Blackmail	0	0	0	0
Fraud - False Pretenses	0	0	0	0
Fraud - Credit Card/ATM	1	1	2	0
Fraud - Impersonation	2	0	0	0
Fraud - Welfare	0	0	0	0
Fraud - Wire	0	0	0	0
Motor Vehicle Theft	1	1	1	0
Robbery	0	0	0	0
Stolen Property Offenses	0	0	0	0
Theft - Pocket-picking	0	0	0	0
Theft - Purse Snatching	0	0	0	0
Theft - Shoplifting	1	0	0	0
Theft From Building	5	0	0	0
Theft From Coin Machine	0	0	0	0
Theft From Motor Vehicle	0	0	0	0
Theft of Motor Vehicle Parts	0	0	0	0
Theft - All Other Larceny	3	1	1	0
Crimes Against Society				
Drug/Narcotic Violations	0	0	0	0
Drug/Narcotic Equipment Violations	0	0	0	0
Gambling - Betting/Wagering	0	0	0	0
Gambling - Operating/Promoting	0	0	0	0
Gambling - Equipment Violations	0	0	0	0
Gambling - Sports Tampering	0	0	0	0
Pornography/Obscene Material	0	0	0	0
Prostitution	0	0	0	0
Prostitution Assisting/Promoting	0	0	0	0
Purchasing Prostitution	0	0	0	0
Weapon Law Violations	0	0	0	0
Total Group A Offenses	22	4	5	0



Bluff City Police Department - 2015

2014 Population Estimate 1,734

Offense Overview

Offense Total 125
 Number Cleared 61
 Percent Cleared 48.80 %

Group A Crimes per 100,000 population 7,208.8

Arrest Overview

Total Arrests 49
 Adult Arrests 48
 Juvenile Arrests 1
 Unknown Age 0

Arrests per 100,000 population 2,825.8

Average number offenses/incident 1.33

Domestic Violence Victims		
Offense	Reported	Cleared
Murder	0	0
Aggravated Assault	0	0
Simple Assault	13	8
Intimidation	1	1
Stalking	0	0
Forcible Rape	0	0
Forcible Sodomy	0	0
Sexual Assault W/Object	0	0
Forcible Fondling	0	0
Incest	0	0
Statutory Rape	0	0
Kidnapping/Abduction	0	0
Total	14	9

TIBRS Group B Arrests		
Offense	Adult	Juvenile
Bad Checks	0	0
Curfew/Vagrancy	0	0
Disorderly Conduct	0	0
DUI	9	0
Drunkenness	0	0
Family-Non Violent	0	0
Liquor Law Violations	2	0
Peeping Tom	0	0
Trespass	0	0
All Other Offenses	2	0
Total Group B	13	0

TIBRS Group A Offenses	Offenses		Arrests	
	Reported	Cleared	Adult	Juvenile
Crimes Against Persons				
Murder	0	0	0	0
Negligent Manslaughter	0	0	0	0
Kidnapping/Abduction	0	0	0	0
Forcible Rape	0	0	0	0
Forcible Sodomy	0	0	0	0
Sexual Assault W/Object	0	0	0	0
Forcible Fondling	0	0	0	0
Incest	0	0	0	0
Statutory Rape	0	0	0	0
Aggravated Assault	0	0	0	0
Simple Assault	17	9	7	0
Intimidation	1	1	0	0
Stalking	0	0	0	0
Commercial Sex Acts	0	0	0	0
Involuntary Servitude	0	0	0	0
Crimes Against Property				
Arson	0	0	0	0
Bribery	0	0	0	0
Burglary	10	1	1	0
Counterfeiting/Forgery	1	1	1	0
Destruction/Damage/Vandalism	9	3	0	0
Embezzlement	0	0	0	0
Extortion/Blackmail	0	0	0	0
Fraud - False Pretenses	2	0	0	0
Fraud - Credit Card/ATM	3	0	0	0
Fraud - Impersonation	2	1	1	0
Fraud - Welfare	0	0	0	0
Fraud - Wire	1	0	0	0
Motor Vehicle Theft	0	0	0	0
Robbery	0	0	0	0
Stolen Property Offenses	0	0	0	0
Theft - Pocket-picking	0	0	0	0
Theft - Purse Snatching	0	0	0	0
Theft - Shoplifting	0	0	0	0
Theft From Building	10	3	2	0
Theft From Coin Machine	0	0	0	0
Theft From Motor Vehicle	4	0	0	0
Theft of Motor Vehicle Parts	1	0	0	0
Theft - All Other Larceny	7	1	1	0
Crimes Against Society				
Drug/Narcotic Violations	29	19	18	0
Drug/Narcotic Equipment Violations	24	18	3	0
Gambling - Betting/Wagering	0	0	0	0
Gambling - Operating/Promoting	0	0	0	0
Gambling - Equipment Violations	0	0	0	0
Gambling - Sports Tampering	0	0	0	0
Pornography/Obscene Material	0	0	0	0
Prostitution	0	0	0	0
Prostitution Assisting/Promoting	0	0	0	0
Purchasing Prostitution	0	0	0	0
Weapon Law Violations	4	4	1	1
Total Group A Offenses	125	61	35	1



2014 Population Estimate	5,152
Offense Overview	
Offense Total	594
Number Cleared	301
Percent Cleared	50.67 %
Group A Crimes per 100,000 population	11,529.5
Arrest Overview	
Total Arrests	422
Adult Arrests	357
Juvenile Arrests	65
Unknown Age	0
Arrests per 100,000 population	8,191.0
Average number offenses/incident	1.16

Domestic Violence Victims		
Offense	Reported	Cleared
Murder	0	0
Aggravated Assault	4	4
Simple Assault	28	26
Intimidation	3	3
Stalking	1	1
Forcible Rape	0	0
Forcible Sodomy	0	0
Sexual Assault W/Object	0	0
Forcible Fondling	0	0
Incest	0	0
Statutory Rape	0	0
Kidnapping/Abduction	0	0
Total	36	34

TIBRS Group B Arrests		
Offense	Adult	Juvenile
Bad Checks	0	0
Curfew/Vagrancy	0	3
Disorderly Conduct	10	13
DUI	52	1
Drunkenness	12	0
Family-Non Violent	0	0
Liquor Law Violations	15	4
Peeping Tom	0	0
Trespass	5	0
All Other Offenses	18	3
Total Group B	112	24

TIBRS Group A Offenses	Offenses		Arrests	
	Reported	Cleared	Adult	Juvenile
Crimes Against Persons				
Murder	0	0	0	0
Negligent Manslaughter	0	0	0	0
Kidnapping/Abduction	1	0	0	0
Forcible Rape	2	1	2	2
Forcible Sodomy	0	0	0	0
Sexual Assault W/Object	0	0	0	0
Forcible Fondling	0	0	0	0
Incest	0	0	0	0
Statutory Rape	0	0	0	0
Aggravated Assault	44	22	16	1
Simple Assault	64	54	46	4
Intimidation	14	10	10	3
Stalking	2	2	3	0
Commercial Sex Acts	0	0	0	0
Involuntary Servitude	0	0	0	0
Crimes Against Property				
Arson	0	0	0	0
Bribery	0	0	0	0
Burglary	63	9	7	2
Counterfeiting/Forgery	25	6	7	0
Destruction/Damage/Vandalism	94	27	14	2
Embezzlement	4	4	6	0
Extortion/Blackmail	0	0	0	0
Fraud - False Pretenses	4	2	2	0
Fraud - Credit Card/ATM	2	1	1	0
Fraud - Impersonation	5	2	1	1
Fraud - Welfare	0	0	0	0
Fraud - Wire	0	0	0	0
Motor Vehicle Theft	16	2	1	0
Robbery	7	1	2	0
Stolen Property Offenses	4	3	2	0
Theft - Pocket-picking	0	0	0	0
Theft - Purse Snatching	1	0	0	0
Theft - Shoplifting	56	52	48	18
Theft From Building	21	4	4	0
Theft From Coin Machine	0	0	0	0
Theft From Motor Vehicle	20	2	2	0
Theft of Motor Vehicle Parts	9	0	0	0
Theft - All Other Larceny	25	2	1	0
Crimes Against Society				
Drug/Narcotic Violations	64	58	60	5
Drug/Narcotic Equipment Violations	22	21	5	0
Gambling - Betting/Wagering	0	0	0	0
Gambling - Operating/Promoting	0	0	0	0
Gambling - Equipment Violations	0	0	0	0
Gambling - Sports Tampering	0	0	0	0
Pornography/Obscene Material	1	1	0	0
Prostitution	0	0	0	0
Prostitution Assisting/Promoting	0	0	0	0
Purchasing Prostitution	0	0	0	0
Weapon Law Violations	24	15	5	3
Total Group A Offenses	594	301	245	41



2014 Population Estimate 1,017

Offense Overview

Offense Total 32
Number Cleared 9
Percent Cleared 28.13 %

Group A Crimes per 100,000 population 3,146.5

Arrest Overview

Total Arrests 30
Adult Arrests 30
Juvenile Arrests 0
Unknown Age 0

Arrests per 100,000 population 2,949.9

Average number offenses/incident 1.19

Domestic Violence Victims		
Offense	Reported	Cleared
Murder	0	0
Aggravated Assault	2	0
Simple Assault	4	2
Intimidation	0	0
Stalking	0	0
Forcible Rape	0	0
Forcible Sodomy	0	0
Sexual Assault W/Object	0	0
Forcible Fondling	0	0
Incest	0	0
Statutory Rape	0	0
Kidnapping/Abduction	1	0
Total	7	2

TIBRS Group B Arrests		
Offense	Adult	Juvenile
Bad Checks	0	0
Curfew/Vagrancy	0	0
Disorderly Conduct	1	0
DUI	6	0
Drunkenness	3	0
Family-Non Violent	0	0
Liquor Law Violations	0	0
Peeping Tom	0	0
Trespass	0	0
All Other Offenses	10	0
Total Group B	20	0

TIBRS Group A Offenses	Offenses		Arrests	
	Reported	Cleared	Adult	Juvenile
Crimes Against Persons				
Murder	0	0	0	0
Negligent Manslaughter	0	0	0	0
Kidnapping/Abduction	1	0	0	0
Forcible Rape	0	0	0	0
Forcible Sodomy	0	0	0	0
Sexual Assault W/Object	0	0	0	0
Forcible Fondling	0	0	0	0
Incest	0	0	0	0
Statutory Rape	0	0	0	0
Aggravated Assault	6	0	0	0
Simple Assault	6	2	2	0
Intimidation	0	0	0	0
Stalking	0	0	0	0
Commercial Sex Acts	0	0	0	0
Involuntary Servitude	0	0	0	0
Crimes Against Property				
Arson	0	0	0	0
Bribery	0	0	0	0
Burglary	5	1	1	0
Counterfeiting/Forgery	0	0	0	0
Destruction/Damage/Vandalism	3	0	0	0
Embezzlement	0	0	0	0
Extortion/Blackmail	0	0	0	0
Fraud - False Pretenses	0	0	0	0
Fraud - Credit Card/ATM	0	0	0	0
Fraud - Impersonation	0	0	0	0
Fraud - Welfare	0	0	0	0
Fraud - Wire	0	0	0	0
Motor Vehicle Theft	1	0	0	0
Robbery	0	0	0	0
Stolen Property Offenses	1	0	0	0
Theft - Pocket-picking	0	0	0	0
Theft - Purse Snatching	0	0	0	0
Theft - Shoplifting	0	0	0	0
Theft From Building	0	0	0	0
Theft From Coin Machine	0	0	0	0
Theft From Motor Vehicle	0	0	0	0
Theft of Motor Vehicle Parts	0	0	0	0
Theft - All Other Larceny	3	1	1	0
Crimes Against Society				
Drug/Narcotic Violations	4	4	6	0
Drug/Narcotic Equipment Violations	1	1	0	0
Gambling - Betting/Wagering	0	0	0	0
Gambling - Operating/Promoting	0	0	0	0
Gambling - Equipment Violations	0	0	0	0
Gambling - Sports Tampering	0	0	0	0
Pornography/Obscene Material	0	0	0	0
Prostitution	0	0	0	0
Prostitution Assisting/Promoting	0	0	0	0
Purchasing Prostitution	0	0	0	0
Weapon Law Violations	1	0	0	0
Total Group A Offenses	32	9	10	0



Brentwood Police Department - 2015

2014 Population Estimate **40,982**

Offense Overview

Offense Total 1,017

Number Cleared 401

Percent Cleared 39.43 %

Group A Crimes per 100,000
population 2,481.6

Arrest Overview

Total Arrests 376

Adult Arrests 332

Juvenile Arrests 44

Unknown Age 0

Arrests per 100,000 population 917.5

Average number offenses/incident 1.16

Domestic Violence Victims		
Offense	Reported	Cleared
Murder	0	0
Aggravated Assault	5	5
Simple Assault	52	42
Intimidation	9	8
Stalking	0	0
Forcible Rape	0	0
Forcible Sodomy	0	0
Sexual Assault W/Object	0	0
Forcible Fondling	4	3
Incest	0	0
Statutory Rape	0	0
Kidnapping/Abduction	0	0
Total	70	58

TIBRS Group B Arrests		
Offense	Adult	Juvenile
Bad Checks	0	0
Curfew/Vagrancy	0	1
Disorderly Conduct	2	0
DUI	62	1
Drunkenness	3	0
Family-Non Violent	3	0
Liquor Law Violations	11	6
Peeping Tom	0	0
Trespass	3	1
All Other Offenses	15	3
Total Group B	99	12

TIBRS Group A Offenses	Offenses		Arrests	
	Reported	Cleared	Adult	Juvenile
Crimes Against Persons				
Murder	0	0	0	0
Negligent Manslaughter	0	0	0	0
Kidnapping/Abduction	0	0	0	0
Forcible Rape	0	0	0	0
Forcible Sodomy	0	0	0	0
Sexual Assault W/Object	1	0	0	0
Forcible Fondling	8	6	0	2
Incest	0	0	0	0
Statutory Rape	0	0	0	0
Aggravated Assault	12	11	3	2
Simple Assault	61	49	27	5
Intimidation	17	11	2	0
Stalking	3	1	0	0
Commercial Sex Acts	0	0	0	0
Involuntary Servitude	0	0	0	0
Crimes Against Property				
Arson	0	0	0	0
Bribery	0	0	0	0
Burglary	61	5	2	0
Counterfeiting/Forgery	31	14	10	2
Destruction/Damage/Vandalism	54	7	1	0
Embezzlement	13	7	5	0
Extortion/Blackmail	3	0	0	0
Fraud - False Pretenses	63	16	8	0
Fraud - Credit Card/ATM	42	2	1	0
Fraud - Impersonation	99	6	6	0
Fraud - Welfare	0	0	0	0
Fraud - Wire	6	0	0	0
Motor Vehicle Theft	6	3	3	1
Robbery	4	0	0	0
Stolen Property Offenses	9	6	3	1
Theft - Pocket-picking	0	0	0	0
Theft - Purse Snatching	0	0	0	0
Theft - Shoplifting	56	33	27	0
Theft From Building	115	10	6	4
Theft From Coin Machine	0	0	0	0
Theft From Motor Vehicle	81	2	0	0
Theft of Motor Vehicle Parts	13	1	1	0
Theft - All Other Larceny	39	1	3	0
Crimes Against Society				
Drug/Narcotic Violations	104	98	88	12
Drug/Narcotic Equipment Violations	93	90	18	3
Gambling - Betting/Wagering	0	0	0	0
Gambling - Operating/Promoting	0	0	0	0
Gambling - Equipment Violations	0	0	0	0
Gambling - Sports Tampering	0	0	0	0
Pornography/Obscene Material	2	1	0	0
Prostitution	2	2	1	0
Prostitution Assisting/Promoting	12	12	12	0
Purchasing Prostitution	0	0	0	0
Weapon Law Violations	7	7	6	0
Total Group A Offenses	1,017	401	233	32



2014 Population Estimate **2,942**

Offense Overview

Offense Total 123
 Number Cleared 54
 Percent Cleared 43.90 %

Group A Crimes per 100,000
 population 4,180.8

Arrest Overview

Total Arrests 96
 Adult Arrests 65
 Juvenile Arrests 31
 Unknown Age 0

Arrests per 100,000 population 3,263.1

Average number offenses/incident 1.11

Domestic Violence Victims		
Offense	Reported	Cleared
Murder	0	0
Aggravated Assault	5	5
Simple Assault	14	12
Intimidation	4	1
Stalking	0	0
Forcible Rape	1	1
Forcible Sodomy	0	0
Sexual Assault W/Object	0	0
Forcible Fondling	0	0
Incest	0	0
Statutory Rape	0	0
Kidnapping/Abduction	0	0
Total	24	19

TIBRS Group B Arrests		
Offense	Adult	Juvenile
Bad Checks	0	0
Curfew/Vagrancy	0	0
Disorderly Conduct	1	0
DUI	1	0
Drunkenness	1	0
Family-Non Violent	1	0
Liquor Law Violations	0	9
Peeping Tom	0	0
Trespass	1	0
All Other Offenses	29	2
Total Group B	34	11

TIBRS Group A Offenses	Offenses		Arrests	
	Reported	Cleared	Adult	Juvenile
Crimes Against Persons				
Murder	0	0	0	0
Negligent Manslaughter	0	0	0	0
Kidnapping/Abduction	0	0	0	0
Forcible Rape	1	1	1	0
Forcible Sodomy	0	0	0	0
Sexual Assault W/Object	0	0	0	0
Forcible Fondling	0	0	0	0
Incest	0	0	0	0
Statutory Rape	0	0	0	0
Aggravated Assault	10	9	9	0
Simple Assault	18	14	13	1
Intimidation	9	1	1	0
Stalking	0	0	0	0
Commercial Sex Acts	0	0	0	0
Involuntary Servitude	0	0	0	0
Crimes Against Property				
Arson	0	0	0	0
Bribery	0	0	0	0
Burglary	10	3	2	1
Counterfeiting/Forgery	0	0	0	0
Destruction/Damage/Vandalism	9	2	0	1
Embezzlement	0	0	0	0
Extortion/Blackmail	1	0	0	0
Fraud - False Pretenses	0	0	0	0
Fraud - Credit Card/ATM	1	0	0	0
Fraud - Impersonation	3	0	0	0
Fraud - Welfare	0	0	0	0
Fraud - Wire	0	0	0	0
Motor Vehicle Theft	2	0	0	0
Robbery	0	0	0	0
Stolen Property Offenses	0	0	0	0
Theft - Pocket-picking	0	0	0	0
Theft - Purse Snatching	0	0	0	0
Theft - Shoplifting	1	1	0	1
Theft From Building	7	1	0	1
Theft From Coin Machine	0	0	0	0
Theft From Motor Vehicle	16	3	0	5
Theft of Motor Vehicle Parts	2	0	0	0
Theft - All Other Larceny	4	0	0	0
Crimes Against Society				
Drug/Narcotic Violations	19	12	5	6
Drug/Narcotic Equipment Violations	4	2	0	0
Gambling - Betting/Wagering	0	0	0	0
Gambling - Operating/Promoting	0	0	0	0
Gambling - Equipment Violations	0	0	0	0
Gambling - Sports Tampering	0	0	0	0
Pornography/Obscene Material	5	4	0	4
Prostitution	0	0	0	0
Prostitution Assisting/Promoting	0	0	0	0
Purchasing Prostitution	0	0	0	0
Weapon Law Violations	1	1	0	0
Total Group A Offenses	123	54	31	20



2014 Population Estimate **26,729**

Offense Overview

Offense Total 2,713

Number Cleared 1,643

Percent Cleared 60.56 %

Group A Crimes per 100,000
population 10,150.0

Arrest Overview

Total Arrests 1,534

Adult Arrests 1,403

Juvenile Arrests 131

Unknown Age 0

Arrests per 100,000 population 5,739.1

Average number offenses/incident 1.23

Domestic Violence Victims		
Offense	Reported	Cleared
Murder	0	0
Aggravated Assault	63	47
Simple Assault	286	199
Intimidation	2	2
Stalking	5	4
Forcible Rape	5	4
Forcible Sodomy	0	0
Sexual Assault W/Object	0	0
Forcible Fondling	4	3
Incest	0	0
Statutory Rape	1	1
Kidnapping/Abduction	12	9
Total	378	269

TIBRS Group B Arrests		
Offense	Adult	Juvenile
Bad Checks	0	0
Curfew/Vagrancy	0	3
Disorderly Conduct	19	3
DUI	156	0
Drunkenness	112	3
Family-Non Violent	3	0
Liquor Law Violations	11	6
Peeping Tom	0	0
Trespass	24	1
All Other Offenses	113	7
Total Group B	438	23

TIBRS Group A Offenses	Offenses		Arrests	
	Reported	Cleared	Adult	Juvenile
Crimes Against Persons				
Murder	0	0	0	0
Negligent Manslaughter	0	0	0	0
Kidnapping/Abduction	12	9	9	0
Forcible Rape	11	7	2	2
Forcible Sodomy	0	0	0	0
Sexual Assault W/Object	0	0	0	0
Forcible Fondling	12	7	1	1
Incest	0	0	0	0
Statutory Rape	3	1	0	0
Aggravated Assault	137	107	58	4
Simple Assault	444	338	163	29
Intimidation	13	8	4	1
Stalking	7	4	4	0
Commercial Sex Acts	0	0	0	0
Involuntary Servitude	0	0	0	0
Crimes Against Property				
Arson	6	3	0	1
Bribery	0	0	0	0
Burglary	124	30	17	7
Counterfeiting/Forgery	51	13	18	0
Destruction/Damage/Vandalism	278	91	23	7
Embezzlement	20	14	10	0
Extortion/Blackmail	0	0	0	0
Fraud - False Pretenses	91	32	11	0
Fraud - Credit Card/ATM	62	23	15	0
Fraud - Impersonation	53	43	38	2
Fraud - Welfare	0	0	0	0
Fraud - Wire	3	2	0	0
Motor Vehicle Theft	73	36	18	2
Robbery	6	1	1	0
Stolen Property Offenses	6	6	4	0
Theft - Pocket-picking	3	0	0	0
Theft - Purse Snatching	0	0	0	0
Theft - Shoplifting	208	156	146	11
Theft From Building	125	62	21	4
Theft From Coin Machine	7	0	0	0
Theft From Motor Vehicle	71	17	5	2
Theft of Motor Vehicle Parts	49	4	5	0
Theft - All Other Larceny	133	37	19	4
Crimes Against Society				
Drug/Narcotic Violations	390	281	274	16
Drug/Narcotic Equipment Violations	274	273	93	12
Gambling - Betting/Wagering	0	0	0	0
Gambling - Operating/Promoting	4	3	0	0
Gambling - Equipment Violations	0	0	0	0
Gambling - Sports Tampering	0	0	0	0
Pornography/Obscene Material	6	4	0	3
Prostitution	2	2	2	0
Prostitution Assisting/Promoting	0	0	0	0
Purchasing Prostitution	0	0	0	0
Weapon Law Violations	29	29	4	0
Total Group A Offenses	2,713	1,643	965	108



Brownsville Police Department - 2015

2014 Population Estimate 9,974

Offense Overview

Offense Total 1,358
 Number Cleared 483
 Percent Cleared 35.57 %

Group A Crimes per 100,000 population 13,615.4

Arrest Overview

Total Arrests 541
 Adult Arrests 489
 Juvenile Arrests 52
 Unknown Age 0

Arrests per 100,000 population 5,424.1

Average number offenses/incident 1.20

Domestic Violence Victims		
Offense	Reported	Cleared
Murder	1	1
Aggravated Assault	31	25
Simple Assault	173	94
Intimidation	16	1
Stalking	1	1
Forcible Rape	4	4
Forcible Sodomy	0	0
Sexual Assault W/Object	0	0
Forcible Fondling	1	0
Incest	0	0
Statutory Rape	2	1
Kidnapping/Abduction	5	4
Total	234	131

TIBRS Group B Arrests		
Offense	Adult	Juvenile
Bad Checks	2	0
Curfew/Vagrancy	0	0
Disorderly Conduct	19	1
DUI	44	0
Drunkenness	21	0
Family-Non Violent	2	0
Liquor Law Violations	2	0
Peeping Tom	0	0
Trespass	19	7
All Other Offenses	15	0
Total Group B	124	8

TIBRS Group A Offenses	Offenses		Arrests	
	Reported	Cleared	Adult	Juvenile
Crimes Against Persons				
Murder	1	1	1	0
Negligent Manslaughter	0	0	0	0
Kidnapping/Abduction	7	6	5	1
Forcible Rape	6	5	2	0
Forcible Sodomy	2	0	0	0
Sexual Assault W/Object	0	0	0	0
Forcible Fondling	4	0	0	0
Incest	0	0	0	0
Statutory Rape	3	1	1	0
Aggravated Assault	102	51	38	4
Simple Assault	260	120	103	5
Intimidation	50	11	5	3
Stalking	6	3	2	0
Commercial Sex Acts	0	0	0	0
Involuntary Servitude	0	0	0	0
Crimes Against Property				
Arson	3	0	0	0
Bribery	0	0	0	0
Burglary	126	14	8	4
Counterfeiting/Forgery	19	3	2	0
Destruction/Damage/Vandalism	176	21	8	1
Embezzlement	6	5	3	0
Extortion/Blackmail	0	0	0	0
Fraud - False Pretenses	25	8	7	0
Fraud - Credit Card/ATM	22	8	1	0
Fraud - Impersonation	10	1	1	0
Fraud - Welfare	0	0	0	0
Fraud - Wire	0	0	0	0
Motor Vehicle Theft	18	5	5	1
Robbery	12	8	10	1
Stolen Property Offenses	1	0	0	0
Theft - Pocket-picking	0	0	0	0
Theft - Purse Snatching	1	0	0	0
Theft - Shoplifting	103	51	44	10
Theft From Building	73	11	9	4
Theft From Coin Machine	3	0	0	0
Theft From Motor Vehicle	85	2	3	0
Theft of Motor Vehicle Parts	26	1	0	0
Theft - All Other Larceny	64	11	15	2
Crimes Against Society				
Drug/Narcotic Violations	87	83	73	7
Drug/Narcotic Equipment Violations	39	37	10	0
Gambling - Betting/Wagering	0	0	0	0
Gambling - Operating/Promoting	0	0	0	0
Gambling - Equipment Violations	0	0	0	0
Gambling - Sports Tampering	0	0	0	0
Pornography/Obscene Material	0	0	0	0
Prostitution	0	0	0	0
Prostitution Assisting/Promoting	0	0	0	0
Purchasing Prostitution	0	0	0	0
Weapon Law Violations	18	16	9	1
Total Group A Offenses	1,358	483	365	44



Bruceton Police Department - 2015

2014 Population Estimate 1,453

Offense Overview

Offense Total 70
 Number Cleared 41
 Percent Cleared 58.57 %

Group A Crimes per 100,000 population 4,817.6

Arrest Overview

Total Arrests 57
 Adult Arrests 50
 Juvenile Arrests 7
 Unknown Age 0

Arrests per 100,000 population 3,922.9

Average number offenses/incident 1.27

Domestic Violence Victims		
Offense	Reported	Cleared
Murder	0	0
Aggravated Assault	3	3
Simple Assault	7	7
Intimidation	4	4
Stalking	0	0
Forcible Rape	0	0
Forcible Sodomy	0	0
Sexual Assault W/Object	0	0
Forcible Fondling	0	0
Incest	0	0
Statutory Rape	0	0
Kidnapping/Abduction	0	0
Total	14	14

TIBRS Group B Arrests		
Offense	Adult	Juvenile
Bad Checks	0	0
Curfew/Vagrancy	0	0
Disorderly Conduct	1	0
DUI	5	0
Drunkenness	10	0
Family-Non Violent	0	0
Liquor Law Violations	0	0
Peeping Tom	0	0
Trespass	1	0
All Other Offenses	4	1
Total Group B	21	1

TIBRS Group A Offenses	Offenses		Arrests	
	Reported	Cleared	Adult	Juvenile
Crimes Against Persons				
Murder	0	0	0	0
Negligent Manslaughter	0	0	0	0
Kidnapping/Abduction	0	0	0	0
Forcible Rape	0	0	0	0
Forcible Sodomy	0	0	0	0
Sexual Assault W/Object	0	0	0	0
Forcible Fondling	2	2	2	0
Incest	0	0	0	0
Statutory Rape	0	0	0	0
Aggravated Assault	6	4	3	0
Simple Assault	8	8	6	1
Intimidation	4	4	1	0
Stalking	0	0	0	0
Commercial Sex Acts	0	0	0	0
Involuntary Servitude	0	0	0	0
Crimes Against Property				
Arson	0	0	0	0
Bribery	0	0	0	0
Burglary	6	2	1	0
Counterfeiting/Forgery	1	0	0	0
Destruction/Damage/Vandalism	9	2	4	1
Embezzlement	0	0	0	0
Extortion/Blackmail	0	0	0	0
Fraud - False Pretenses	0	0	0	0
Fraud - Credit Card/ATM	2	0	0	0
Fraud - Impersonation	0	0	0	0
Fraud - Welfare	0	0	0	0
Fraud - Wire	0	0	0	0
Motor Vehicle Theft	0	0	0	0
Robbery	0	0	0	0
Stolen Property Offenses	0	0	0	0
Theft - Pocket-picking	0	0	0	0
Theft - Purse Snatching	0	0	0	0
Theft - Shoplifting	3	2	2	0
Theft From Building	4	1	0	1
Theft From Coin Machine	0	0	0	0
Theft From Motor Vehicle	4	0	0	0
Theft of Motor Vehicle Parts	0	0	0	0
Theft - All Other Larceny	7	2	3	1
Crimes Against Society				
Drug/Narcotic Violations	9	9	7	2
Drug/Narcotic Equipment Violations	4	4	0	0
Gambling - Betting/Wagering	0	0	0	0
Gambling - Operating/Promoting	0	0	0	0
Gambling - Equipment Violations	0	0	0	0
Gambling - Sports Tampering	0	0	0	0
Pornography/Obscene Material	0	0	0	0
Prostitution	0	0	0	0
Prostitution Assisting/Promoting	0	0	0	0
Purchasing Prostitution	0	0	0	0
Weapon Law Violations	1	1	0	0
Total Group A Offenses	70	41	29	6



2014 Population Estimate 1,457

Offense Overview

Offense Total 56
 Number Cleared 14
 Percent Cleared 25.00 %

Group A Crimes per 100,000 population 3,843.5

Arrest Overview

Total Arrests 16
 Adult Arrests 16
 Juvenile Arrests 0
 Unknown Age 0

Arrests per 100,000 population 1,098.1

Average number offenses/incident 1.08

Domestic Violence Victims		
Offense	Reported	Cleared
Murder	0	0
Aggravated Assault	2	2
Simple Assault	4	4
Intimidation	0	0
Stalking	0	0
Forcible Rape	0	0
Forcible Sodomy	0	0
Sexual Assault W/Object	0	0
Forcible Fondling	0	0
Incest	0	0
Statutory Rape	0	0
Kidnapping/Abduction	1	0
Total	7	6

TIBRS Group B Arrests		
Offense	Adult	Juvenile
Bad Checks	0	0
Curfew/Vagrancy	0	0
Disorderly Conduct	0	0
DUI	1	0
Drunkenness	0	0
Family-Non Violent	0	0
Liquor Law Violations	0	0
Peeping Tom	0	0
Trespass	0	0
All Other Offenses	3	0
Total Group B	4	0

TIBRS Group A Offenses	Offenses		Arrests	
	Reported	Cleared	Adult	Juvenile
Crimes Against Persons				
Murder	0	0	0	0
Negligent Manslaughter	0	0	0	0
Kidnapping/Abduction	1	0	0	0
Forcible Rape	0	0	0	0
Forcible Sodomy	0	0	0	0
Sexual Assault W/Object	0	0	0	0
Forcible Fondling	0	0	0	0
Incest	0	0	0	0
Statutory Rape	0	0	0	0
Aggravated Assault	2	2	2	0
Simple Assault	4	4	4	0
Intimidation	3	1	1	0
Stalking	0	0	0	0
Commercial Sex Acts	0	0	0	0
Involuntary Servitude	0	0	0	0
Crimes Against Property				
Arson	0	0	0	0
Bribery	0	0	0	0
Burglary	6	1	1	0
Counterfeiting/Forgery	2	0	0	0
Destruction/Damage/Vandalism	7	0	0	0
Embezzlement	0	0	0	0
Extortion/Blackmail	0	0	0	0
Fraud - False Pretenses	2	0	0	0
Fraud - Credit Card/ATM	2	0	0	0
Fraud - Impersonation	3	0	0	0
Fraud - Welfare	0	0	0	0
Fraud - Wire	0	0	0	0
Motor Vehicle Theft	2	1	0	0
Robbery	0	0	0	0
Stolen Property Offenses	0	0	0	0
Theft - Pocket-picking	0	0	0	0
Theft - Purse Snatching	0	0	0	0
Theft - Shoplifting	2	0	0	0
Theft From Building	5	0	0	0
Theft From Coin Machine	0	0	0	0
Theft From Motor Vehicle	4	0	0	0
Theft of Motor Vehicle Parts	1	0	0	0
Theft - All Other Larceny	6	1	1	0
Crimes Against Society				
Drug/Narcotic Violations	2	2	1	0
Drug/Narcotic Equipment Violations	2	2	2	0
Gambling - Betting/Wagering	0	0	0	0
Gambling - Operating/Promoting	0	0	0	0
Gambling - Equipment Violations	0	0	0	0
Gambling - Sports Tampering	0	0	0	0
Pornography/Obscene Material	0	0	0	0
Prostitution	0	0	0	0
Prostitution Assisting/Promoting	0	0	0	0
Purchasing Prostitution	0	0	0	0
Weapon Law Violations	0	0	0	0
Total Group A Offenses	56	14	12	0



2014 Population Estimate	495
Offense Overview	
Offense Total	39
Number Cleared	18
Percent Cleared	46.15 %
Group A Crimes per 100,000 population	7,878.8
Arrest Overview	
Total Arrests	22
Adult Arrests	22
Juvenile Arrests	0
Unknown Age	0
Arrests per 100,000 population	4,444.4
Average number offenses/incident	1.30

Domestic Violence Victims		
Offense	Reported	Cleared
Murder	0	0
Aggravated Assault	0	0
Simple Assault	0	0
Intimidation	0	0
Stalking	0	0
Forcible Rape	0	0
Forcible Sodomy	0	0
Sexual Assault W/Object	0	0
Forcible Fondling	0	0
Incest	0	0
Statutory Rape	0	0
Kidnapping/Abduction	0	0
Total	0	0

TIBRS Group B Arrests		
Offense	Adult	Juvenile
Bad Checks	0	0
Curfew/Vagrancy	0	0
Disorderly Conduct	0	0
DUI	5	0
Drunkenness	0	0
Family-Non Violent	0	0
Liquor Law Violations	0	0
Peeping Tom	0	0
Trespass	0	0
All Other Offenses	6	0
Total Group B	11	0

TIBRS Group A Offenses	Offenses		Arrests	
	Reported	Cleared	Adult	Juvenile
Crimes Against Persons				
Murder	0	0	0	0
Negligent Manslaughter	0	0	0	0
Kidnapping/Abduction	0	0	0	0
Forcible Rape	0	0	0	0
Forcible Sodomy	0	0	0	0
Sexual Assault W/Object	0	0	0	0
Forcible Fondling	0	0	0	0
Incest	0	0	0	0
Statutory Rape	0	0	0	0
Aggravated Assault	0	0	0	0
Simple Assault	0	0	0	0
Intimidation	0	0	0	0
Stalking	1	0	0	0
Commercial Sex Acts	0	0	0	0
Involuntary Servitude	0	0	0	0
Crimes Against Property				
Arson	0	0	0	0
Bribery	0	0	0	0
Burglary	1	0	0	0
Counterfeiting/Forgery	0	0	0	0
Destruction/Damage/Vandalism	6	0	0	0
Embezzlement	0	0	0	0
Extortion/Blackmail	0	0	0	0
Fraud - False Pretenses	0	0	0	0
Fraud - Credit Card/ATM	1	0	0	0
Fraud - Impersonation	0	0	0	0
Fraud - Welfare	0	0	0	0
Fraud - Wire	0	0	0	0
Motor Vehicle Theft	0	0	0	0
Robbery	1	0	0	0
Stolen Property Offenses	2	2	1	0
Theft - Pocket-picking	0	0	0	0
Theft - Purse Snatching	0	0	0	0
Theft - Shoplifting	0	0	0	0
Theft From Building	4	0	0	0
Theft From Coin Machine	0	0	0	0
Theft From Motor Vehicle	1	0	0	0
Theft of Motor Vehicle Parts	1	0	0	0
Theft - All Other Larceny	0	0	0	0
Crimes Against Society				
Drug/Narcotic Violations	12	8	6	0
Drug/Narcotic Equipment Violations	7	6	2	0
Gambling - Betting/Wagering	0	0	0	0
Gambling - Operating/Promoting	0	0	0	0
Gambling - Equipment Violations	0	0	0	0
Gambling - Sports Tampering	0	0	0	0
Pornography/Obscene Material	0	0	0	0
Prostitution	0	0	0	0
Prostitution Assisting/Promoting	0	0	0	0
Purchasing Prostitution	0	0	0	0
Weapon Law Violations	2	2	2	0
Total Group A Offenses	39	18	11	0



Camden Police Department - 2015

2014 Population Estimate 3,582

Offense Overview

Offense Total 289
 Number Cleared 81
 Percent Cleared 28.03 %
 Group A Crimes per 100,000 population 8,068.1

Arrest Overview

Total Arrests 113
 Adult Arrests 113
 Juvenile Arrests 0
 Unknown Age 0
 Arrests per 100,000 population 3,154.7
 Average number offenses/incident 1.07

Domestic Violence Victims		
Offense	Reported	Cleared
Murder	0	0
Aggravated Assault	4	4
Simple Assault	9	8
Intimidation	2	1
Stalking	0	0
Forcible Rape	0	0
Forcible Sodomy	0	0
Sexual Assault W/Object	0	0
Forcible Fondling	0	0
Incest	0	0
Statutory Rape	0	0
Kidnapping/Abduction	0	0
Total	15	13

TIBRS Group B Arrests		
Offense	Adult	Juvenile
Bad Checks	0	0
Curfew/Vagrancy	0	0
Disorderly Conduct	5	0
DUI	10	0
Drunkenness	15	0
Family-Non Violent	0	0
Liquor Law Violations	0	0
Peeping Tom	0	0
Trespass	1	0
All Other Offenses	3	0
Total Group B	34	0

TIBRS Group A Offenses	Offenses		Arrests	
	Reported	Cleared	Adult	Juvenile
Crimes Against Persons				
Murder	0	0	0	0
Negligent Manslaughter	0	0	0	0
Kidnapping/Abduction	0	0	0	0
Forcible Rape	0	0	0	0
Forcible Sodomy	1	0	0	0
Sexual Assault W/Object	0	0	0	0
Forcible Fondling	0	0	0	0
Incest	0	0	0	0
Statutory Rape	0	0	0	0
Aggravated Assault	7	4	4	0
Simple Assault	25	17	16	0
Intimidation	5	1	1	0
Stalking	0	0	0	0
Commercial Sex Acts	0	0	0	0
Involuntary Servitude	0	0	0	0
Crimes Against Property				
Arson	1	0	0	0
Bribery	0	0	0	0
Burglary	28	1	1	0
Counterfeiting/Forgery	11	2	2	0
Destruction/Damage/Vandalism	31	2	1	0
Embezzlement	0	0	0	0
Extortion/Blackmail	0	0	0	0
Fraud - False Pretenses	13	2	1	0
Fraud - Credit Card/ATM	5	0	0	0
Fraud - Impersonation	4	0	0	0
Fraud - Welfare	0	0	0	0
Fraud - Wire	1	0	0	0
Motor Vehicle Theft	9	0	0	0
Robbery	0	0	0	0
Stolen Property Offenses	0	0	0	0
Theft - Pocket-picking	0	0	0	0
Theft - Purse Snatching	0	0	0	0
Theft - Shoplifting	0	0	0	0
Theft From Building	91	29	30	0
Theft From Coin Machine	0	0	0	0
Theft From Motor Vehicle	14	1	1	0
Theft of Motor Vehicle Parts	1	0	0	0
Theft - All Other Larceny	18	1	1	0
Crimes Against Society				
Drug/Narcotic Violations	19	17	19	0
Drug/Narcotic Equipment Violations	4	3	1	0
Gambling - Betting/Wagering	0	0	0	0
Gambling - Operating/Promoting	0	0	0	0
Gambling - Equipment Violations	0	0	0	0
Gambling - Sports Tampering	0	0	0	0
Pornography/Obscene Material	0	0	0	0
Prostitution	0	0	0	0
Prostitution Assisting/Promoting	0	0	0	0
Purchasing Prostitution	0	0	0	0
Weapon Law Violations	1	1	1	0
Total Group A Offenses	289	81	79	0



Carthage Police Department - 2015

2014 Population Estimate	2,261
Offense Overview	
Offense Total	107
Number Cleared	45
Percent Cleared	42.06 %
Group A Crimes per 100,000 population	4,732.4
Arrest Overview	
Total Arrests	59
Adult Arrests	58
Juvenile Arrests	1
Unknown Age	0
Arrests per 100,000 population	2,609.5
Average number offenses/incident	1.06

Domestic Violence Victims		
Offense	Reported	Cleared
Murder	0	0
Aggravated Assault	2	2
Simple Assault	13	12
Intimidation	0	0
Stalking	0	0
Forcible Rape	0	0
Forcible Sodomy	0	0
Sexual Assault W/Object	0	0
Forcible Fondling	0	0
Incest	0	0
Statutory Rape	0	0
Kidnapping/Abduction	0	0
Total	15	14

TIBRS Group B Arrests		
Offense	Adult	Juvenile
Bad Checks	3	0
Curfew/Vagrancy	0	0
Disorderly Conduct	1	0
DUI	5	0
Drunkenness	7	0
Family-Non Violent	0	0
Liquor Law Violations	0	0
Peeping Tom	0	0
Trespass	0	0
All Other Offenses	2	0
Total Group B	18	0

TIBRS Group A Offenses	Offenses		Arrests	
	Reported	Cleared	Adult	Juvenile
Crimes Against Persons				
Murder	0	0	0	0
Negligent Manslaughter	0	0	0	0
Kidnapping/Abduction	0	0	0	0
Forcible Rape	1	0	0	0
Forcible Sodomy	0	0	0	0
Sexual Assault W/Object	0	0	0	0
Forcible Fondling	0	0	0	0
Incest	0	0	0	0
Statutory Rape	0	0	0	0
Aggravated Assault	6	4	4	0
Simple Assault	20	13	14	0
Intimidation	0	0	0	0
Stalking	2	1	1	0
Commercial Sex Acts	0	0	0	0
Involuntary Servitude	0	0	0	0
Crimes Against Property				
Arson	0	0	0	0
Bribery	0	0	0	0
Burglary	11	4	2	1
Counterfeiting/Forgery	0	0	0	0
Destruction/Damage/Vandalism	12	1	1	0
Embezzlement	0	0	0	0
Extortion/Blackmail	0	0	0	0
Fraud - False Pretenses	3	0	0	0
Fraud - Credit Card/ATM	1	0	0	0
Fraud - Impersonation	0	0	0	0
Fraud - Welfare	0	0	0	0
Fraud - Wire	0	0	0	0
Motor Vehicle Theft	5	3	3	0
Robbery	0	0	0	0
Stolen Property Offenses	1	1	1	0
Theft - Pocket-picking	0	0	0	0
Theft - Purse Snatching	0	0	0	0
Theft - Shoplifting	8	3	2	0
Theft From Building	6	0	0	0
Theft From Coin Machine	0	0	0	0
Theft From Motor Vehicle	7	0	0	0
Theft of Motor Vehicle Parts	4	1	1	0
Theft - All Other Larceny	6	0	0	0
Crimes Against Society				
Drug/Narcotic Violations	11	11	9	0
Drug/Narcotic Equipment Violations	2	2	1	0
Gambling - Betting/Wagering	0	0	0	0
Gambling - Operating/Promoting	0	0	0	0
Gambling - Equipment Violations	0	0	0	0
Gambling - Sports Tampering	0	0	0	0
Pornography/Obscene Material	0	0	0	0
Prostitution	0	0	0	0
Prostitution Assisting/Promoting	0	0	0	0
Purchasing Prostitution	0	0	0	0
Weapon Law Violations	1	1	1	0
Total Group A Offenses	107	45	40	1



2014 Population Estimate	2,223
Offense Overview	
Offense Total	159
Number Cleared	34
Percent Cleared	21.38 %
Group A Crimes per 100,000 population	7,152.5
Arrest Overview	
Total Arrests	65
Adult Arrests	65
Juvenile Arrests	0
Unknown Age	0
Arrests per 100,000 population	2,924.0
Average number offenses/incident	1.09

Domestic Violence Victims		
Offense	Reported	Cleared
Murder	0	0
Aggravated Assault	1	1
Simple Assault	8	2
Intimidation	3	0
Stalking	0	0
Forcible Rape	0	0
Forcible Sodomy	0	0
Sexual Assault W/Object	0	0
Forcible Fondling	0	0
Incest	0	0
Statutory Rape	0	0
Kidnapping/Abduction	0	0
Total	12	3

TIBRS Group B Arrests		
Offense	Adult	Juvenile
Bad Checks	0	0
Curfew/Vagrancy	0	0
Disorderly Conduct	5	0
DUI	9	0
Drunkenness	17	0
Family-Non Violent	1	0
Liquor Law Violations	0	0
Peeping Tom	0	0
Trespass	2	0
All Other Offenses	1	0
Total Group B	35	0

TIBRS Group A Offenses	Offenses		Arrests	
	Reported	Cleared	Adult	Juvenile
Crimes Against Persons				
Murder	0	0	0	0
Negligent Manslaughter	0	0	0	0
Kidnapping/Abduction	0	0	0	0
Forcible Rape	1	0	0	0
Forcible Sodomy	0	0	0	0
Sexual Assault W/Object	0	0	0	0
Forcible Fondling	0	0	0	0
Incest	0	0	0	0
Statutory Rape	0	0	0	0
Aggravated Assault	8	4	4	0
Simple Assault	15	4	4	0
Intimidation	11	0	0	0
Stalking	2	0	0	0
Commercial Sex Acts	0	0	0	0
Involuntary Servitude	0	0	0	0
Crimes Against Property				
Arson	0	0	0	0
Bribery	0	0	0	0
Burglary	12	1	1	0
Counterfeiting/Forgery	1	1	1	0
Destruction/Damage/Vandalism	26	2	1	0
Embezzlement	1	0	0	0
Extortion/Blackmail	0	0	0	0
Fraud - False Pretenses	1	0	0	0
Fraud - Credit Card/ATM	2	0	0	0
Fraud - Impersonation	1	1	0	0
Fraud - Welfare	0	0	0	0
Fraud - Wire	0	0	0	0
Motor Vehicle Theft	9	0	0	0
Robbery	1	0	0	0
Stolen Property Offenses	0	0	0	0
Theft - Pocket-picking	0	0	0	0
Theft - Purse Snatching	0	0	0	0
Theft - Shoplifting	6	2	2	0
Theft From Building	19	3	2	0
Theft From Coin Machine	0	0	0	0
Theft From Motor Vehicle	8	0	0	0
Theft of Motor Vehicle Parts	2	0	0	0
Theft - All Other Larceny	19	2	2	0
Crimes Against Society				
Drug/Narcotic Violations	10	10	11	0
Drug/Narcotic Equipment Violations	3	3	2	0
Gambling - Betting/Wagering	0	0	0	0
Gambling - Operating/Promoting	0	0	0	0
Gambling - Equipment Violations	0	0	0	0
Gambling - Sports Tampering	0	0	0	0
Pornography/Obscene Material	0	0	0	0
Prostitution	0	0	0	0
Prostitution Assisting/Promoting	0	0	0	0
Purchasing Prostitution	0	0	0	0
Weapon Law Violations	1	1	0	0
Total Group A Offenses	159	34	30	0



2014 Population Estimate	1,485
Offense Overview	
Offense Total	94
Number Cleared	75
Percent Cleared	79.79 %
Group A Crimes per 100,000 population	6,330.0
Arrest Overview	
Total Arrests	104
Adult Arrests	99
Juvenile Arrests	5
Unknown Age	0
Arrests per 100,000 population	7,003.4
Average number offenses/incident	1.22

Domestic Violence Victims		
Offense	Reported	Cleared
Murder	0	0
Aggravated Assault	2	2
Simple Assault	23	23
Intimidation	1	0
Stalking	0	0
Forcible Rape	0	0
Forcible Sodomy	0	0
Sexual Assault W/Object	0	0
Forcible Fondling	0	0
Incest	0	0
Statutory Rape	0	0
Kidnapping/Abduction	0	0
Total	26	25

TIBRS Group B Arrests		
Offense	Adult	Juvenile
Bad Checks	4	0
Curfew/Vagrancy	0	0
Disorderly Conduct	5	1
DUI	11	0
Drunkenness	11	0
Family-Non Violent	1	0
Liquor Law Violations	0	0
Peeping Tom	0	0
Trespass	1	0
All Other Offenses	7	0
Total Group B	40	1

TIBRS Group A Offenses	Offenses		Arrests	
	Reported	Cleared	Adult	Juvenile
Crimes Against Persons				
Murder	0	0	0	0
Negligent Manslaughter	0	0	0	0
Kidnapping/Abduction	0	0	0	0
Forcible Rape	0	0	0	0
Forcible Sodomy	0	0	0	0
Sexual Assault W/Object	0	0	0	0
Forcible Fondling	0	0	0	0
Incest	0	0	0	0
Statutory Rape	0	0	0	0
Aggravated Assault	4	4	3	0
Simple Assault	30	30	28	0
Intimidation	2	0	0	0
Stalking	0	0	0	0
Commercial Sex Acts	0	0	0	0
Involuntary Servitude	0	0	0	0
Crimes Against Property				
Arson	0	0	0	0
Bribery	0	0	0	0
Burglary	8	3	3	0
Counterfeiting/Forgery	1	1	1	0
Destruction/Damage/Vandalism	6	2	2	0
Embezzlement	0	0	0	0
Extortion/Blackmail	0	0	0	0
Fraud - False Pretenses	0	0	0	0
Fraud - Credit Card/ATM	0	0	0	0
Fraud - Impersonation	0	0	0	0
Fraud - Welfare	0	0	0	0
Fraud - Wire	1	0	0	0
Motor Vehicle Theft	2	2	0	1
Robbery	0	0	0	0
Stolen Property Offenses	0	0	0	0
Theft - Pocket-picking	0	0	0	0
Theft - Purse Snatching	0	0	0	0
Theft - Shoplifting	4	4	4	0
Theft From Building	1	0	0	0
Theft From Coin Machine	0	0	0	0
Theft From Motor Vehicle	2	0	0	0
Theft of Motor Vehicle Parts	0	0	0	0
Theft - All Other Larceny	6	2	2	0
Crimes Against Society				
Drug/Narcotic Violations	15	15	14	2
Drug/Narcotic Equipment Violations	12	12	2	1
Gambling - Betting/Wagering	0	0	0	0
Gambling - Operating/Promoting	0	0	0	0
Gambling - Equipment Violations	0	0	0	0
Gambling - Sports Tampering	0	0	0	0
Pornography/Obscene Material	0	0	0	0
Prostitution	0	0	0	0
Prostitution Assisting/Promoting	0	0	0	0
Purchasing Prostitution	0	0	0	0
Weapon Law Violations	0	0	0	0
Total Group A Offenses	94	75	59	4



Centerville Police Department - 2015

2014 Population Estimate 3,595

Offense Overview

Offense Total 343
 Number Cleared 162
 Percent Cleared 47.23 %
 Group A Crimes per 100,000 population 9,541.0

Arrest Overview

Total Arrests 203
 Adult Arrests 191
 Juvenile Arrests 12
 Unknown Age 0
 Arrests per 100,000 population 5,646.7
 Average number offenses/incident 1.25

Domestic Violence Victims		
Offense	Reported	Cleared
Murder	0	0
Aggravated Assault	10	8
Simple Assault	38	25
Intimidation	32	7
Stalking	0	0
Forcible Rape	0	0
Forcible Sodomy	0	0
Sexual Assault W/Object	0	0
Forcible Fondling	0	0
Incest	0	0
Statutory Rape	0	0
Kidnapping/Abduction	1	0
Total	81	40

TIBRS Group B Arrests		
Offense	Adult	Juvenile
Bad Checks	0	0
Curfew/Vagrancy	0	0
Disorderly Conduct	9	0
DUI	26	0
Drunkenness	30	2
Family-Non Violent	0	0
Liquor Law Violations	0	0
Peeping Tom	0	0
Trespass	2	0
All Other Offenses	5	3
Total Group B	72	5

TIBRS Group A Offenses	Offenses		Arrests	
	Reported	Cleared	Adult	Juvenile
Crimes Against Persons				
Murder	0	0	0	0
Negligent Manslaughter	0	0	0	0
Kidnapping/Abduction	1	0	0	0
Forcible Rape	2	1	1	0
Forcible Sodomy	0	0	0	0
Sexual Assault W/Object	0	0	0	0
Forcible Fondling	0	0	0	0
Incest	0	0	0	0
Statutory Rape	0	0	0	0
Aggravated Assault	15	11	11	0
Simple Assault	55	34	30	2
Intimidation	54	17	6	0
Stalking	0	0	0	0
Commercial Sex Acts	0	0	0	0
Involuntary Servitude	0	0	0	0
Crimes Against Property				
Arson	0	0	0	0
Bribery	0	0	0	0
Burglary	27	2	2	1
Counterfeiting/Forgery	9	4	2	0
Destruction/Damage/Vandalism	16	3	2	0
Embezzlement	1	1	1	0
Extortion/Blackmail	0	0	0	0
Fraud - False Pretenses	4	1	1	0
Fraud - Credit Card/ATM	1	0	0	0
Fraud - Impersonation	4	1	1	0
Fraud - Welfare	0	0	0	0
Fraud - Wire	0	0	0	0
Motor Vehicle Theft	1	0	0	0
Robbery	1	0	0	0
Stolen Property Offenses	0	0	0	0
Theft - Pocket-picking	0	0	0	0
Theft - Purse Snatching	0	0	0	0
Theft - Shoplifting	12	8	7	0
Theft From Building	31	3	3	0
Theft From Coin Machine	0	0	0	0
Theft From Motor Vehicle	7	0	0	0
Theft of Motor Vehicle Parts	2	0	0	0
Theft - All Other Larceny	24	2	1	0
Crimes Against Society				
Drug/Narcotic Violations	48	47	40	4
Drug/Narcotic Equipment Violations	25	24	11	0
Gambling - Betting/Wagering	0	0	0	0
Gambling - Operating/Promoting	0	0	0	0
Gambling - Equipment Violations	0	0	0	0
Gambling - Sports Tampering	0	0	0	0
Pornography/Obscene Material	0	0	0	0
Prostitution	0	0	0	0
Prostitution Assisting/Promoting	0	0	0	0
Purchasing Prostitution	0	0	0	0
Weapon Law Violations	3	3	0	0
Total Group A Offenses	343	162	119	7



Chapel Hill Police Department - 2015

2014 Population Estimate 1,461

Offense Overview

Offense Total 89
 Number Cleared 51
 Percent Cleared 57.30 %

Group A Crimes per 100,000 population 6,091.7

Arrest Overview

Total Arrests 48
 Adult Arrests 45
 Juvenile Arrests 3
 Unknown Age 0

Arrests per 100,000 population 3,285.4

Average number offenses/incident 1.37

Domestic Violence Victims		
Offense	Reported	Cleared
Murder	0	0
Aggravated Assault	1	1
Simple Assault	12	12
Intimidation	1	0
Stalking	0	0
Forcible Rape	0	0
Forcible Sodomy	0	0
Sexual Assault W/Object	0	0
Forcible Fondling	0	0
Incest	0	0
Statutory Rape	0	0
Kidnapping/Abduction	0	0
Total	14	13

TIBRS Group B Arrests		
Offense	Adult	Juvenile
Bad Checks	0	0
Curfew/Vagrancy	0	0
Disorderly Conduct	2	0
DUI	10	0
Drunkenness	3	0
Family-Non Violent	0	0
Liquor Law Violations	1	1
Peeping Tom	0	0
Trespass	2	0
All Other Offenses	5	1
Total Group B	23	2

TIBRS Group A Offenses	Offenses		Arrests	
	Reported	Cleared	Adult	Juvenile
Crimes Against Persons				
Murder	0	0	0	0
Negligent Manslaughter	0	0	0	0
Kidnapping/Abduction	0	0	0	0
Forcible Rape	0	0	0	0
Forcible Sodomy	0	0	0	0
Sexual Assault W/Object	0	0	0	0
Forcible Fondling	0	0	0	0
Incest	0	0	0	0
Statutory Rape	0	0	0	0
Aggravated Assault	4	4	2	0
Simple Assault	18	14	6	0
Intimidation	4	0	0	0
Stalking	2	0	0	0
Commercial Sex Acts	0	0	0	0
Involuntary Servitude	0	0	0	0
Crimes Against Property				
Arson	0	0	0	0
Bribery	0	0	0	0
Burglary	2	1	0	0
Counterfeiting/Forgery	2	0	0	0
Destruction/Damage/Vandalism	14	2	0	0
Embezzlement	0	0	0	0
Extortion/Blackmail	0	0	0	0
Fraud - False Pretenses	0	0	0	0
Fraud - Credit Card/ATM	4	0	0	0
Fraud - Impersonation	2	0	0	0
Fraud - Welfare	0	0	0	0
Fraud - Wire	0	0	0	0
Motor Vehicle Theft	1	1	0	1
Robbery	0	0	0	0
Stolen Property Offenses	0	0	0	0
Theft - Pocket-picking	0	0	0	0
Theft - Purse Snatching	0	0	0	0
Theft - Shoplifting	3	2	2	0
Theft From Building	2	1	1	0
Theft From Coin Machine	0	0	0	0
Theft From Motor Vehicle	0	0	0	0
Theft of Motor Vehicle Parts	1	0	0	0
Theft - All Other Larceny	5	1	0	0
Crimes Against Society				
Drug/Narcotic Violations	11	11	9	0
Drug/Narcotic Equipment Violations	9	9	0	0
Gambling - Betting/Wagering	0	0	0	0
Gambling - Operating/Promoting	0	0	0	0
Gambling - Equipment Violations	0	0	0	0
Gambling - Sports Tampering	0	0	0	0
Pornography/Obscene Material	1	1	1	0
Prostitution	0	0	0	0
Prostitution Assisting/Promoting	0	0	0	0
Purchasing Prostitution	0	0	0	0
Weapon Law Violations	4	4	1	0
Total Group A Offenses	89	51	22	1



2014 Population Estimate	671
Offense Overview	
Offense Total	14
Number Cleared	11
Percent Cleared	78.57 %
Group A Crimes per 100,000 population	2,086.4
Arrest Overview	
Total Arrests	11
Adult Arrests	10
Juvenile Arrests	1
Unknown Age	0
Arrests per 100,000 population	1,639.3
Average number offenses/incident	1.56

Domestic Violence Victims		
Offense	Reported	Cleared
Murder	0	0
Aggravated Assault	0	0
Simple Assault	0	0
Intimidation	0	0
Stalking	0	0
Forcible Rape	0	0
Forcible Sodomy	0	0
Sexual Assault W/Object	0	0
Forcible Fondling	0	0
Incest	0	0
Statutory Rape	0	0
Kidnapping/Abduction	0	0
Total	0	0

TIBRS Group B Arrests		
Offense	Adult	Juvenile
Bad Checks	0	0
Curfew/Vagrancy	0	0
Disorderly Conduct	0	0
DUI	0	0
Drunkenness	0	0
Family-Non Violent	0	0
Liquor Law Violations	0	0
Peeping Tom	0	0
Trespass	0	0
All Other Offenses	2	0
Total Group B	2	0

TIBRS Group A Offenses	Offenses		Arrests	
	Reported	Cleared	Adult	Juvenile
Crimes Against Persons				
Murder	0	0	0	0
Negligent Manslaughter	0	0	0	0
Kidnapping/Abduction	0	0	0	0
Forcible Rape	0	0	0	0
Forcible Sodomy	0	0	0	0
Sexual Assault W/Object	0	0	0	0
Forcible Fondling	0	0	0	0
Incest	0	0	0	0
Statutory Rape	0	0	0	0
Aggravated Assault	0	0	0	0
Simple Assault	0	0	0	0
Intimidation	0	0	0	0
Stalking	0	0	0	0
Commercial Sex Acts	0	0	0	0
Involuntary Servitude	0	0	0	0
Crimes Against Property				
Arson	0	0	0	0
Bribery	0	0	0	0
Burglary	3	1	1	0
Counterfeiting/Forgery	0	0	0	0
Destruction/Damage/Vandalism	0	0	0	0
Embezzlement	0	0	0	0
Extortion/Blackmail	0	0	0	0
Fraud - False Pretenses	0	0	0	0
Fraud - Credit Card/ATM	0	0	0	0
Fraud - Impersonation	0	0	0	0
Fraud - Welfare	0	0	0	0
Fraud - Wire	0	0	0	0
Motor Vehicle Theft	1	1	0	1
Robbery	0	0	0	0
Stolen Property Offenses	0	0	0	0
Theft - Pocket-picking	0	0	0	0
Theft - Purse Snatching	0	0	0	0
Theft - Shoplifting	0	0	0	0
Theft From Building	1	0	0	0
Theft From Coin Machine	0	0	0	0
Theft From Motor Vehicle	0	0	0	0
Theft of Motor Vehicle Parts	0	0	0	0
Theft - All Other Larceny	0	0	0	0
Crimes Against Society				
Drug/Narcotic Violations	5	5	7	0
Drug/Narcotic Equipment Violations	4	4	0	0
Gambling - Betting/Wagering	0	0	0	0
Gambling - Operating/Promoting	0	0	0	0
Gambling - Equipment Violations	0	0	0	0
Gambling - Sports Tampering	0	0	0	0
Pornography/Obscene Material	0	0	0	0
Prostitution	0	0	0	0
Prostitution Assisting/Promoting	0	0	0	0
Purchasing Prostitution	0	0	0	0
Weapon Law Violations	0	0	0	0
Total Group A Offenses	14	11	8	1



2014 Population Estimate **173,778**

Offense Overview

Offense Total 21,465

Number Cleared 2,610

Percent Cleared 12.16 %

Group A Crimes per 100,000 population 12,352.0

Arrest Overview

Total Arrests 3,676

Adult Arrests 3,541

Juvenile Arrests 135

Unknown Age 0

Arrests per 100,000 population 2,115.3

Average number offenses/incident 1.11

Domestic Violence Victims		
Offense	Reported	Cleared
Murder	3	0
Aggravated Assault	517	130
Simple Assault	1,192	342
Intimidation	22	3
Stalking	23	0
Forcible Rape	22	1
Forcible Sodomy	6	1
Sexual Assault W/Object	1	0
Forcible Fondling	19	0
Incest	1	0
Statutory Rape	4	0
Kidnapping/Abduction	16	5
Total	1,826	482

TIBRS Group B Arrests		
Offense	Adult	Juvenile
Bad Checks	1	0
Curfew/Vagrancy	0	1
Disorderly Conduct	337	12
DUI	436	0
Drunkenness	572	0
Family-Non Violent	6	0
Liquor Law Violations	12	1
Peeping Tom	0	0
Trespass	245	3
All Other Offenses	367	10
Total Group B	1,976	27

TIBRS Group A Offenses	Offenses		Arrests	
	Reported	Cleared	Adult	Juvenile
Crimes Against Persons				
Murder	23	5	3	2
Negligent Manslaughter	0	0	0	0
Kidnapping/Abduction	20	9	7	0
Forcible Rape	81	2	0	0
Forcible Sodomy	9	1	0	0
Sexual Assault W/Object	4	0	1	0
Forcible Fondling	69	4	1	0
Incest	1	0	0	0
Statutory Rape	5	0	0	0
Aggravated Assault	1,300	271	140	11
Simple Assault	2,215	533	330	24
Intimidation	115	16	3	0
Stalking	41	1	0	0
Commercial Sex Acts	1	0	0	0
Involuntary Servitude	1	0	0	0
Crimes Against Property				
Arson	16	3	3	0
Bribery	1	1	0	0
Burglary	1,831	48	36	6
Counterfeiting/Forgery	305	8	29	0
Destruction/Damage/Vandalism	2,617	148	38	6
Embezzlement	177	19	7	1
Extortion/Blackmail	4	1	0	0
Fraud - False Pretenses	460	20	7	0
Fraud - Credit Card/ATM	387	6	0	1
Fraud - Impersonation	107	13	5	0
Fraud - Welfare	0	0	0	0
Fraud - Wire	43	0	0	0
Motor Vehicle Theft	892	63	41	9
Robbery	324	28	41	6
Stolen Property Offenses	37	15	2	2
Theft - Pocket-picking	14	1	4	0
Theft - Purse Snatching	14	1	3	0
Theft - Shoplifting	2,413	382	354	12
Theft From Building	1,390	52	16	2
Theft From Coin Machine	18	1	1	0
Theft From Motor Vehicle	1,956	24	10	5
Theft of Motor Vehicle Parts	778	6	2	1
Theft - All Other Larceny	1,163	28	16	1
Crimes Against Society				
Drug/Narcotic Violations	1,520	479	385	11
Drug/Narcotic Equipment Violations	715	273	38	1
Gambling - Betting/Wagering	0	0	5	0
Gambling - Operating/Promoting	11	3	0	0
Gambling - Equipment Violations	12	6	0	0
Gambling - Sports Tampering	0	0	0	0
Pornography/Obscene Material	7	0	0	0
Prostitution	54	11	10	0
Prostitution Assisting/Promoting	10	0	0	0
Purchasing Prostitution	1	0	0	0
Weapon Law Violations	303	128	27	7
Total Group A Offenses	21,465	2,610	1,565	108



2014 Population Estimate	6,752
Offense Overview	
Offense Total	221
Number Cleared	139
Percent Cleared	62.90 %
Group A Crimes per 100,000 population	3,273.1
Arrest Overview	
Total Arrests	122
Adult Arrests	119
Juvenile Arrests	3
Unknown Age	0
Arrests per 100,000 population	1,806.9
Average number offenses/incident	1.20

Domestic Violence Victims		
Offense	Reported	Cleared
Murder	0	0
Aggravated Assault	5	4
Simple Assault	17	14
Intimidation	5	3
Stalking	1	0
Forcible Rape	0	0
Forcible Sodomy	0	0
Sexual Assault W/Object	0	0
Forcible Fondling	1	1
Incest	0	0
Statutory Rape	0	0
Kidnapping/Abduction	0	0
Total	29	22

TIBRS Group B Arrests		
Offense	Adult	Juvenile
Bad Checks	0	0
Curfew/Vagrancy	0	0
Disorderly Conduct	1	0
DUI	9	0
Drunkenness	12	0
Family-Non Violent	2	0
Liquor Law Violations	3	0
Peeping Tom	0	0
Trespass	1	0
All Other Offenses	3	1
Total Group B	31	1

TIBRS Group A Offenses	Offenses		Arrests	
	Reported	Cleared	Adult	Juvenile
Crimes Against Persons				
Murder	0	0	0	0
Negligent Manslaughter	0	0	0	0
Kidnapping/Abduction	0	0	0	0
Forcible Rape	0	0	0	0
Forcible Sodomy	0	0	0	0
Sexual Assault W/Object	0	0	0	0
Forcible Fondling	1	1	1	0
Incest	0	0	0	0
Statutory Rape	0	0	0	0
Aggravated Assault	8	5	5	0
Simple Assault	29	19	15	0
Intimidation	13	8	3	0
Stalking	1	0	0	0
Commercial Sex Acts	0	0	0	0
Involuntary Servitude	0	0	0	0
Crimes Against Property				
Arson	1	1	1	0
Bribery	0	0	0	0
Burglary	19	9	6	0
Counterfeiting/Forgery	4	1	0	0
Destruction/Damage/Vandalism	15	10	1	0
Embezzlement	2	1	1	0
Extortion/Blackmail	0	0	0	0
Fraud - False Pretenses	10	3	1	0
Fraud - Credit Card/ATM	5	3	2	0
Fraud - Impersonation	0	0	0	0
Fraud - Welfare	0	0	0	0
Fraud - Wire	0	0	0	0
Motor Vehicle Theft	2	1	1	0
Robbery	0	0	0	0
Stolen Property Offenses	1	1	2	0
Theft - Pocket-picking	0	0	0	0
Theft - Purse Snatching	1	0	0	0
Theft - Shoplifting	8	7	7	0
Theft From Building	19	7	2	0
Theft From Coin Machine	0	0	0	0
Theft From Motor Vehicle	7	3	3	0
Theft of Motor Vehicle Parts	5	2	2	0
Theft - All Other Larceny	12	1	1	0
Crimes Against Society				
Drug/Narcotic Violations	28	27	25	1
Drug/Narcotic Equipment Violations	27	27	9	1
Gambling - Betting/Wagering	0	0	0	0
Gambling - Operating/Promoting	0	0	0	0
Gambling - Equipment Violations	0	0	0	0
Gambling - Sports Tampering	0	0	0	0
Pornography/Obscene Material	1	0	0	0
Prostitution	0	0	0	0
Prostitution Assisting/Promoting	0	0	0	0
Purchasing Prostitution	0	0	0	0
Weapon Law Violations	2	2	0	0
Total Group A Offenses	221	139	88	2



Clarksburg Police Department - 2015

2014 Population Estimate **387**

Offense Overview

Offense Total 17
 Number Cleared 11
 Percent Cleared 64.71 %

Group A Crimes per 100,000 population 4,392.8

Arrest Overview

Total Arrests 14
 Adult Arrests 14
 Juvenile Arrests 0
 Unknown Age 0

Arrests per 100,000 population 3,617.6

Average number offenses/incident 1.06

Domestic Violence Victims		
Offense	Reported	Cleared
Murder	0	0
Aggravated Assault	0	0
Simple Assault	0	0
Intimidation	0	0
Stalking	1	1
Forcible Rape	0	0
Forcible Sodomy	0	0
Sexual Assault W/Object	0	0
Forcible Fondling	0	0
Incest	0	0
Statutory Rape	0	0
Kidnapping/Abduction	0	0
Total	1	1

TIBRS Group B Arrests		
Offense	Adult	Juvenile
Bad Checks	0	0
Curfew/Vagrancy	0	0
Disorderly Conduct	0	0
DUI	0	0
Drunkenness	0	0
Family-Non Violent	0	0
Liquor Law Violations	2	0
Peeping Tom	0	0
Trespass	0	0
All Other Offenses	2	0
Total Group B	4	0

TIBRS Group A Offenses	Offenses		Arrests	
	Reported	Cleared	Adult	Juvenile
Crimes Against Persons				
Murder	0	0	0	0
Negligent Manslaughter	0	0	0	0
Kidnapping/Abduction	0	0	0	0
Forcible Rape	0	0	0	0
Forcible Sodomy	0	0	0	0
Sexual Assault W/Object	0	0	0	0
Forcible Fondling	0	0	0	0
Incest	0	0	0	0
Statutory Rape	0	0	0	0
Aggravated Assault	0	0	0	0
Simple Assault	0	0	0	0
Intimidation	0	0	0	0
Stalking	1	1	1	0
Commercial Sex Acts	0	0	0	0
Involuntary Servitude	0	0	0	0
Crimes Against Property				
Arson	0	0	0	0
Bribery	0	0	0	0
Burglary	0	0	0	0
Counterfeiting/Forgery	0	0	0	0
Destruction/Damage/Vandalism	1	1	1	0
Embezzlement	0	0	0	0
Extortion/Blackmail	0	0	0	0
Fraud - False Pretenses	0	0	0	0
Fraud - Credit Card/ATM	0	0	0	0
Fraud - Impersonation	2	1	1	0
Fraud - Welfare	0	0	0	0
Fraud - Wire	0	0	0	0
Motor Vehicle Theft	0	0	0	0
Robbery	0	0	0	0
Stolen Property Offenses	0	0	0	0
Theft - Pocket-picking	0	0	0	0
Theft - Purse Snatching	0	0	0	0
Theft - Shoplifting	0	0	0	0
Theft From Building	1	1	1	0
Theft From Coin Machine	0	0	0	0
Theft From Motor Vehicle	0	0	0	0
Theft of Motor Vehicle Parts	0	0	0	0
Theft - All Other Larceny	3	0	0	0
Crimes Against Society				
Drug/Narcotic Violations	6	4	4	0
Drug/Narcotic Equipment Violations	3	3	2	0
Gambling - Betting/Wagering	0	0	0	0
Gambling - Operating/Promoting	0	0	0	0
Gambling - Equipment Violations	0	0	0	0
Gambling - Sports Tampering	0	0	0	0
Pornography/Obscene Material	0	0	0	0
Prostitution	0	0	0	0
Prostitution Assisting/Promoting	0	0	0	0
Purchasing Prostitution	0	0	0	0
Weapon Law Violations	0	0	0	0
Total Group A Offenses	17	11	10	0



Clarksville Police Department - 2015

2014 Population Estimate **146,806**

Offense Overview

Offense Total 13,646

Number Cleared 6,105

Percent Cleared 44.74 %

Group A Crimes per 100,000
population 9,295.3

Arrest Overview

Total Arrests 7,740

Adult Arrests 7,271

Juvenile Arrests 469

Unknown Age 0

Arrests per 100,000 population 5,272.3

Average number offenses/incident 1.20

Domestic Violence Victims		
Offense	Reported	Cleared
Murder	3	3
Aggravated Assault	281	258
Simple Assault	1,608	1,354
Intimidation	53	20
Stalking	15	11
Forcible Rape	10	6
Forcible Sodomy	4	3
Sexual Assault W/Object	7	3
Forcible Fondling	12	7
Incest	0	0
Statutory Rape	7	4
Kidnapping/Abduction	99	24
Total	2,099	1,693

TIBRS Group B Arrests		
Offense	Adult	Juvenile
Bad Checks	4	0
Curfew/Vagrancy	0	20
Disorderly Conduct	35	1
DUI	449	0
Drunkenness	335	0
Family-Non Violent	44	0
Liquor Law Violations	69	15
Peeping Tom	0	0
Trespass	85	14
All Other Offenses	1,516	33
Total Group B	2,537	83

TIBRS Group A Offenses	Offenses		Arrests	
	Reported	Cleared	Adult	Juvenile
Crimes Against Persons				
Murder	13	11	14	4
Negligent Manslaughter	0	0	0	0
Kidnapping/Abduction	111	25	23	0
Forcible Rape	34	10	2	2
Forcible Sodomy	8	5	1	3
Sexual Assault W/Object	18	6	2	1
Forcible Fondling	60	29	9	8
Incest	0	0	0	0
Statutory Rape	12	6	4	0
Aggravated Assault	728	470	393	25
Simple Assault	2,259	1,469	1,254	99
Intimidation	467	25	11	0
Stalking	28	17	15	0
Commercial Sex Acts	1	0	0	0
Involuntary Servitude	0	0	0	0
Crimes Against Property				
Arson	22	3	1	4
Bribery	0	0	0	0
Burglary	727	136	127	24
Counterfeiting/Forgery	254	75	64	2
Destruction/Damage/Vandalism	1,251	259	120	18
Embezzlement	74	26	21	0
Extortion/Blackmail	5	2	2	0
Fraud - False Pretenses	587	101	25	0
Fraud - Credit Card/ATM	415	75	24	0
Fraud - Impersonation	331	122	92	8
Fraud - Welfare	0	0	0	0
Fraud - Wire	0	0	0	0
Motor Vehicle Theft	170	62	44	15
Robbery	88	36	38	4
Stolen Property Offenses	47	32	29	3
Theft - Pocket-picking	0	0	0	0
Theft - Purse Snatching	1	0	0	0
Theft - Shoplifting	1,334	800	800	59
Theft From Building	799	71	65	3
Theft From Coin Machine	4	0	0	0
Theft From Motor Vehicle	621	105	74	17
Theft of Motor Vehicle Parts	123	5	5	0
Theft - All Other Larceny	551	32	26	4
Crimes Against Society				
Drug/Narcotic Violations	1,135	999	1,035	71
Drug/Narcotic Equipment Violations	843	743	294	9
Gambling - Betting/Wagering	1	1	1	0
Gambling - Operating/Promoting	0	0	0	0
Gambling - Equipment Violations	3	1	0	0
Gambling - Sports Tampering	0	0	0	0
Pornography/Obscene Material	28	14	2	0
Prostitution	18	17	13	0
Prostitution Assisting/Promoting	72	70	52	0
Purchasing Prostitution	0	0	0	0
Weapon Law Violations	403	245	52	3
Total Group A Offenses	13,646	6,105	4,734	386



2014 Population Estimate	43,182
Offense Overview	
Offense Total	5,661
Number Cleared	1,854
Percent Cleared	32.75 %
Group A Crimes per 100,000 population	13,109.6
Arrest Overview	
Total Arrests	3,072
Adult Arrests	2,928
Juvenile Arrests	144
Unknown Age	0
Arrests per 100,000 population	7,114.1
Average number offenses/incident	1.14

Domestic Violence Victims		
Offense	Reported	Cleared
Murder	3	1
Aggravated Assault	137	82
Simple Assault	366	191
Intimidation	74	13
Stalking	2	0
Forcible Rape	4	1
Forcible Sodomy	0	0
Sexual Assault W/Object	0	0
Forcible Fondling	4	1
Incest	0	0
Statutory Rape	1	0
Kidnapping/Abduction	6	4
Total	597	293

TIBRS Group B Arrests		
Offense	Adult	Juvenile
Bad Checks	0	0
Curfew/Vagrancy	0	0
Disorderly Conduct	34	48
DUI	81	0
Drunkenness	149	1
Family-Non Violent	1	0
Liquor Law Violations	11	2
Peeping Tom	0	0
Trespass	61	0
All Other Offenses	1,139	7
Total Group B	1,476	58

TIBRS Group A Offenses	Offenses		Arrests	
	Reported	Cleared	Adult	Juvenile
Crimes Against Persons				
Murder	4	2	2	0
Negligent Manslaughter	0	0	0	0
Kidnapping/Abduction	15	10	5	0
Forcible Rape	14	3	0	0
Forcible Sodomy	1	1	0	0
Sexual Assault W/Object	0	0	0	0
Forcible Fondling	11	1	1	0
Incest	0	0	0	0
Statutory Rape	4	2	2	0
Aggravated Assault	311	164	119	7
Simple Assault	573	252	202	14
Intimidation	218	22	7	1
Stalking	4	0	0	0
Commercial Sex Acts	0	0	0	0
Involuntary Servitude	0	0	0	0
Crimes Against Property				
Arson	2	0	0	0
Bribery	0	0	0	0
Burglary	411	33	28	5
Counterfeiting/Forgery	174	31	7	0
Destruction/Damage/Vandalism	555	66	22	4
Embezzlement	44	25	22	0
Extortion/Blackmail	0	0	0	0
Fraud - False Pretenses	205	68	42	0
Fraud - Credit Card/ATM	163	20	0	0
Fraud - Impersonation	44	24	16	0
Fraud - Welfare	0	0	0	0
Fraud - Wire	7	0	0	0
Motor Vehicle Theft	137	14	12	1
Robbery	38	8	6	3
Stolen Property Offenses	17	17	14	0
Theft - Pocket-picking	2	1	0	0
Theft - Purse Snatching	2	0	0	0
Theft - Shoplifting	755	524	577	29
Theft From Building	405	39	19	8
Theft From Coin Machine	11	0	0	0
Theft From Motor Vehicle	492	11	8	1
Theft of Motor Vehicle Parts	115	3	1	0
Theft - All Other Larceny	361	23	18	0
Crimes Against Society				
Drug/Narcotic Violations	286	247	219	11
Drug/Narcotic Equipment Violations	224	202	91	1
Gambling - Betting/Wagering	0	0	0	0
Gambling - Operating/Promoting	0	0	0	0
Gambling - Equipment Violations	0	0	0	0
Gambling - Sports Tampering	0	0	0	0
Pornography/Obscene Material	4	1	1	0
Prostitution	1	1	1	0
Prostitution Assisting/Promoting	0	0	0	0
Purchasing Prostitution	0	0	0	0
Weapon Law Violations	51	39	10	1
Total Group A Offenses	5,661	1,854	1,452	86



Clifton Police Department - 2015

2014 Population Estimate 2,673

Offense Overview

Offense Total 51
Number Cleared 30
Percent Cleared 58.82 %

Group A Crimes per 100,000 population 1,908.0

Arrest Overview

Total Arrests 50
Adult Arrests 50
Juvenile Arrests 0
Unknown Age 0

Arrests per 100,000 population 1,870.6

Average number offenses/incident 1.00

Domestic Violence Victims		
Offense	Reported	Cleared
Murder	0	0
Aggravated Assault	0	0
Simple Assault	7	7
Intimidation	0	0
Stalking	0	0
Forcible Rape	0	0
Forcible Sodomy	0	0
Sexual Assault W/Object	0	0
Forcible Fondling	0	0
Incest	0	0
Statutory Rape	0	0
Kidnapping/Abduction	1	1
Total	8	8

TIBRS Group B Arrests		
Offense	Adult	Juvenile
Bad Checks	0	0
Curfew/Vagrancy	0	0
Disorderly Conduct	1	0
DUI	0	0
Drunkenness	8	0
Family-Non Violent	1	0
Liquor Law Violations	1	0
Peeping Tom	0	0
Trespass	1	0
All Other Offenses	8	0
Total Group B	20	0

TIBRS Group A Offenses	Offenses		Arrests	
	Reported	Cleared	Adult	Juvenile
Crimes Against Persons				
Murder	0	0	0	0
Negligent Manslaughter	0	0	0	0
Kidnapping/Abduction	1	1	1	0
Forcible Rape	0	0	0	0
Forcible Sodomy	0	0	0	0
Sexual Assault W/Object	0	0	0	0
Forcible Fondling	0	0	0	0
Incest	0	0	0	0
Statutory Rape	0	0	0	0
Aggravated Assault	3	3	3	0
Simple Assault	9	8	8	0
Intimidation	1	0	0	0
Stalking	0	0	0	0
Commercial Sex Acts	0	0	0	0
Involuntary Servitude	0	0	0	0
Crimes Against Property				
Arson	0	0	0	0
Bribery	0	0	0	0
Burglary	6	3	3	0
Counterfeiting/Forgery	0	0	0	0
Destruction/Damage/Vandalism	2	0	0	0
Embezzlement	0	0	0	0
Extortion/Blackmail	0	0	0	0
Fraud - False Pretenses	0	0	0	0
Fraud - Credit Card/ATM	0	0	0	0
Fraud - Impersonation	0	0	0	0
Fraud - Welfare	0	0	0	0
Fraud - Wire	0	0	0	0
Motor Vehicle Theft	0	0	0	0
Robbery	0	0	0	0
Stolen Property Offenses	3	0	0	0
Theft - Pocket-picking	0	0	0	0
Theft - Purse Snatching	0	0	0	0
Theft - Shoplifting	1	0	0	0
Theft From Building	1	0	0	0
Theft From Coin Machine	0	0	0	0
Theft From Motor Vehicle	0	0	0	0
Theft of Motor Vehicle Parts	0	0	0	0
Theft - All Other Larceny	4	1	1	0
Crimes Against Society				
Drug/Narcotic Violations	18	12	12	0
Drug/Narcotic Equipment Violations	0	0	0	0
Gambling - Betting/Wagering	0	0	0	0
Gambling - Operating/Promoting	0	0	0	0
Gambling - Equipment Violations	0	0	0	0
Gambling - Sports Tampering	0	0	0	0
Pornography/Obscene Material	0	0	0	0
Prostitution	0	0	0	0
Prostitution Assisting/Promoting	0	0	0	0
Purchasing Prostitution	0	0	0	0
Weapon Law Violations	2	2	2	0
Total Group A Offenses	51	30	30	0



2014 Population Estimate	9,889
Offense Overview	
Offense Total	1,113
Number Cleared	488
Percent Cleared	43.85 %
Group A Crimes per 100,000 population	11,254.9
Arrest Overview	
Total Arrests	612
Adult Arrests	583
Juvenile Arrests	29
Unknown Age	0
Arrests per 100,000 population	6,188.7
Average number offenses/incident	1.14

Domestic Violence Victims		
Offense	Reported	Cleared
Murder	0	0
Aggravated Assault	19	8
Simple Assault	90	32
Intimidation	13	1
Stalking	0	0
Forcible Rape	0	0
Forcible Sodomy	0	0
Sexual Assault W/Object	0	0
Forcible Fondling	1	1
Incest	0	0
Statutory Rape	0	0
Kidnapping/Abduction	1	0
Total	124	42

TIBRS Group B Arrests		
Offense	Adult	Juvenile
Bad Checks	0	0
Curfew/Vagrancy	0	0
Disorderly Conduct	2	0
DUI	23	0
Drunkenness	31	0
Family-Non Violent	4	0
Liquor Law Violations	1	0
Peeping Tom	0	0
Trespass	24	0
All Other Offenses	138	2
Total Group B	223	2

TIBRS Group A Offenses	Offenses		Arrests	
	Reported	Cleared	Adult	Juvenile
Crimes Against Persons				
Murder	0	0	0	0
Negligent Manslaughter	0	0	0	0
Kidnapping/Abduction	1	0	0	0
Forcible Rape	0	0	0	0
Forcible Sodomy	0	0	0	0
Sexual Assault W/Object	0	0	0	0
Forcible Fondling	4	1	0	0
Incest	0	0	0	0
Statutory Rape	1	0	0	0
Aggravated Assault	50	19	11	0
Simple Assault	139	53	24	6
Intimidation	46	5	3	1
Stalking	0	0	0	0
Commercial Sex Acts	0	0	0	0
Involuntary Servitude	0	0	0	0
Crimes Against Property				
Arson	4	1	0	4
Bribery	0	0	0	0
Burglary	56	10	7	0
Counterfeiting/Forgery	12	7	4	0
Destruction/Damage/Vandalism	100	18	10	3
Embezzlement	19	8	7	0
Extortion/Blackmail	1	0	0	0
Fraud - False Pretenses	61	34	21	0
Fraud - Credit Card/ATM	51	11	2	0
Fraud - Impersonation	10	5	1	0
Fraud - Welfare	0	0	0	0
Fraud - Wire	4	0	0	0
Motor Vehicle Theft	15	3	2	0
Robbery	9	6	5	0
Stolen Property Offenses	4	3	2	0
Theft - Pocket-picking	0	0	0	0
Theft - Purse Snatching	0	0	0	0
Theft - Shoplifting	207	168	169	4
Theft From Building	72	16	8	3
Theft From Coin Machine	2	0	0	0
Theft From Motor Vehicle	53	10	7	0
Theft of Motor Vehicle Parts	25	1	1	0
Theft - All Other Larceny	58	13	8	1
Crimes Against Society				
Drug/Narcotic Violations	52	47	47	4
Drug/Narcotic Equipment Violations	47	43	18	1
Gambling - Betting/Wagering	0	0	0	0
Gambling - Operating/Promoting	0	0	0	0
Gambling - Equipment Violations	0	0	0	0
Gambling - Sports Tampering	0	0	0	0
Pornography/Obscene Material	2	1	1	0
Prostitution	0	0	0	0
Prostitution Assisting/Promoting	0	0	0	0
Purchasing Prostitution	0	0	0	0
Weapon Law Violations	8	5	2	0
Total Group A Offenses	1,113	488	360	27



Collegedale Police Department - 2015

2014 Population Estimate 10,729

Offense Overview

Offense Total 479
Number Cleared 283
Percent Cleared 59.08 %

Group A Crimes per 100,000 population 4,464.5

Arrest Overview

Total Arrests 606
Adult Arrests 586
Juvenile Arrests 20
Unknown Age 0

Arrests per 100,000 population 5,648.2

Average number offenses/incident 1.23

Domestic Violence Victims		
Offense	Reported	Cleared
Murder	0	0
Aggravated Assault	4	4
Simple Assault	35	28
Intimidation	3	2
Stalking	0	0
Forcible Rape	2	2
Forcible Sodomy	0	0
Sexual Assault W/Object	0	0
Forcible Fondling	0	0
Incest	0	0
Statutory Rape	0	0
Kidnapping/Abduction	0	0
Total	44	36

TIBRS Group B Arrests		
Offense	Adult	Juvenile
Bad Checks	2	0
Curfew/Vagrancy	0	0
Disorderly Conduct	4	1
DUI	50	0
Drunkenness	3	0
Family-Non Violent	0	0
Liquor Law Violations	9	2
Peeping Tom	0	0
Trespass	3	3
All Other Offenses	279	0
Total Group B	350	6

TIBRS Group A Offenses	Offenses		Arrests	
	Reported	Cleared	Adult	Juvenile
Crimes Against Persons				
Murder	0	0	0	0
Negligent Manslaughter	0	0	0	0
Kidnapping/Abduction	0	0	0	0
Forcible Rape	3	2	1	0
Forcible Sodomy	0	0	0	0
Sexual Assault W/Object	0	0	0	0
Forcible Fondling	0	0	0	0
Incest	0	0	0	0
Statutory Rape	0	0	0	0
Aggravated Assault	9	8	3	1
Simple Assault	46	33	22	5
Intimidation	5	3	3	0
Stalking	0	0	0	0
Commercial Sex Acts	0	0	0	0
Involuntary Servitude	0	0	0	0
Crimes Against Property				
Arson	1	1	1	0
Bribery	0	0	0	0
Burglary	27	0	0	0
Counterfeiting/Forgery	15	3	1	0
Destruction/Damage/Vandalism	7	2	0	2
Embezzlement	6	4	4	0
Extortion/Blackmail	0	0	0	0
Fraud - False Pretenses	15	3	2	0
Fraud - Credit Card/ATM	17	5	9	0
Fraud - Impersonation	16	12	7	1
Fraud - Welfare	0	0	0	0
Fraud - Wire	3	0	0	0
Motor Vehicle Theft	10	5	5	0
Robbery	2	1	2	0
Stolen Property Offenses	7	7	7	0
Theft - Pocket-picking	0	0	0	0
Theft - Purse Snatching	0	0	0	0
Theft - Shoplifting	76	65	76	3
Theft From Building	22	1	1	0
Theft From Coin Machine	0	0	0	0
Theft From Motor Vehicle	35	0	0	0
Theft of Motor Vehicle Parts	8	0	0	0
Theft - All Other Larceny	16	1	1	0
Crimes Against Society				
Drug/Narcotic Violations	68	64	72	0
Drug/Narcotic Equipment Violations	56	54	17	1
Gambling - Betting/Wagering	0	0	0	0
Gambling - Operating/Promoting	0	0	0	0
Gambling - Equipment Violations	0	0	0	0
Gambling - Sports Tampering	0	0	0	0
Pornography/Obscene Material	1	1	1	0
Prostitution	0	0	0	0
Prostitution Assisting/Promoting	0	0	0	0
Purchasing Prostitution	0	0	0	0
Weapon Law Violations	8	8	1	1
Total Group A Offenses	479	283	236	14



Collierville Police Department - 2015

2014 Population Estimate **48,655**

Offense Overview

Offense Total 2,099

Number Cleared 1,076

Percent Cleared 51.26 %

Group A Crimes per 100,000
population 4,314.0

Arrest Overview

Total Arrests 2,107

Adult Arrests 1,810

Juvenile Arrests 297

Unknown Age 0

Arrests per 100,000 population 4,330.5

Average number offenses/incident 1.21

Domestic Violence Victims		
Offense	Reported	Cleared
Murder	0	0
Aggravated Assault	6	5
Simple Assault	112	84
Intimidation	23	7
Stalking	6	4
Forcible Rape	0	0
Forcible Sodomy	0	0
Sexual Assault W/Object	0	0
Forcible Fondling	3	1
Incest	0	0
Statutory Rape	0	0
Kidnapping/Abduction	0	0
Total	150	101

TIBRS Group B Arrests		
Offense	Adult	Juvenile
Bad Checks	4	0
Curfew/Vagrancy	0	66
Disorderly Conduct	9	6
DUI	119	1
Drunkenness	29	1
Family-Non Violent	1	0
Liquor Law Violations	42	51
Peeping Tom	0	0
Trespass	3	10
All Other Offenses	817	4
Total Group B	1,024	139

TIBRS Group A Offenses	Offenses		Arrests	
	Reported	Cleared	Adult	Juvenile
Crimes Against Persons				
Murder	0	0	0	0
Negligent Manslaughter	0	0	0	0
Kidnapping/Abduction	3	3	0	0
Forcible Rape	2	1	0	0
Forcible Sodomy	0	0	0	0
Sexual Assault W/Object	0	0	0	0
Forcible Fondling	16	10	6	3
Incest	0	0	0	0
Statutory Rape	1	1	1	0
Aggravated Assault	41	30	16	2
Simple Assault	238	128	82	29
Intimidation	65	19	16	0
Stalking	6	4	5	0
Commercial Sex Acts	0	0	0	0
Involuntary Servitude	0	0	0	0
Crimes Against Property				
Arson	0	0	1	0
Bribery	0	0	0	0
Burglary	76	12	11	4
Counterfeiting/Forgery	51	37	34	3
Destruction/Damage/Vandalism	207	45	9	23
Embezzlement	24	15	17	0
Extortion/Blackmail	0	0	0	0
Fraud - False Pretenses	9	4	5	0
Fraud - Credit Card/ATM	53	5	0	0
Fraud - Impersonation	71	31	21	0
Fraud - Welfare	1	0	0	0
Fraud - Wire	0	0	0	0
Motor Vehicle Theft	30	3	2	0
Robbery	7	2	2	3
Stolen Property Offenses	6	6	3	0
Theft - Pocket-picking	0	0	0	0
Theft - Purse Snatching	0	0	0	0
Theft - Shoplifting	266	209	203	41
Theft From Building	60	11	3	1
Theft From Coin Machine	0	0	0	0
Theft From Motor Vehicle	129	10	15	0
Theft of Motor Vehicle Parts	2	0	0	0
Theft - All Other Larceny	276	42	42	3
Crimes Against Society				
Drug/Narcotic Violations	252	247	238	25
Drug/Narcotic Equipment Violations	182	176	47	14
Gambling - Betting/Wagering	0	0	0	0
Gambling - Operating/Promoting	0	0	0	0
Gambling - Equipment Violations	0	0	0	0
Gambling - Sports Tampering	0	0	0	0
Pornography/Obscene Material	1	1	0	1
Prostitution	1	1	1	0
Prostitution Assisting/Promoting	0	0	0	0
Purchasing Prostitution	0	0	0	0
Weapon Law Violations	23	23	6	6
Total Group A Offenses	2,099	1,076	786	158



2014 Population Estimate	986
Offense Overview	
Offense Total	22
Number Cleared	10
Percent Cleared	45.45 %
Group A Crimes per 100,000 population	2,231.2
Arrest Overview	
Total Arrests	11
Adult Arrests	11
Juvenile Arrests	0
Unknown Age	0
Arrests per 100,000 population	1,115.6
Average number offenses/incident	1.10

Domestic Violence Victims		
Offense	Reported	Cleared
Murder	0	0
Aggravated Assault	3	3
Simple Assault	3	3
Intimidation	0	0
Stalking	0	0
Forcible Rape	0	0
Forcible Sodomy	0	0
Sexual Assault W/Object	0	0
Forcible Fondling	0	0
Incest	0	0
Statutory Rape	0	0
Kidnapping/Abduction	0	0
Total	6	6

TIBRS Group B Arrests		
Offense	Adult	Juvenile
Bad Checks	0	0
Curfew/Vagrancy	0	0
Disorderly Conduct	1	0
DUI	0	0
Drunkenness	0	0
Family-Non Violent	0	0
Liquor Law Violations	0	0
Peeping Tom	0	0
Trespass	0	0
All Other Offenses	2	0
Total Group B	3	0

TIBRS Group A Offenses	Offenses		Arrests	
	Reported	Cleared	Adult	Juvenile
Crimes Against Persons				
Murder	0	0	0	0
Negligent Manslaughter	0	0	0	0
Kidnapping/Abduction	0	0	0	0
Forcible Rape	0	0	0	0
Forcible Sodomy	0	0	0	0
Sexual Assault W/Object	0	0	0	0
Forcible Fondling	0	0	0	0
Incest	0	0	0	0
Statutory Rape	0	0	0	0
Aggravated Assault	4	3	3	0
Simple Assault	4	4	3	0
Intimidation	0	0	0	0
Stalking	0	0	0	0
Commercial Sex Acts	0	0	0	0
Involuntary Servitude	0	0	0	0
Crimes Against Property				
Arson	0	0	0	0
Bribery	0	0	0	0
Burglary	2	0	0	0
Counterfeiting/Forgery	0	0	0	0
Destruction/Damage/Vandalism	2	0	0	0
Embezzlement	0	0	0	0
Extortion/Blackmail	0	0	0	0
Fraud - False Pretenses	0	0	0	0
Fraud - Credit Card/ATM	0	0	0	0
Fraud - Impersonation	0	0	0	0
Fraud - Welfare	0	0	0	0
Fraud - Wire	0	0	0	0
Motor Vehicle Theft	2	0	0	0
Robbery	0	0	0	0
Stolen Property Offenses	0	0	0	0
Theft - Pocket-picking	0	0	0	0
Theft - Purse Snatching	0	0	0	0
Theft - Shoplifting	0	0	0	0
Theft From Building	0	0	0	0
Theft From Coin Machine	0	0	0	0
Theft From Motor Vehicle	1	1	1	0
Theft of Motor Vehicle Parts	0	0	0	0
Theft - All Other Larceny	3	0	0	0
Crimes Against Society				
Drug/Narcotic Violations	3	1	1	0
Drug/Narcotic Equipment Violations	1	1	0	0
Gambling - Betting/Wagering	0	0	0	0
Gambling - Operating/Promoting	0	0	0	0
Gambling - Equipment Violations	0	0	0	0
Gambling - Sports Tampering	0	0	0	0
Pornography/Obscene Material	0	0	0	0
Prostitution	0	0	0	0
Prostitution Assisting/Promoting	0	0	0	0
Purchasing Prostitution	0	0	0	0
Weapon Law Violations	0	0	0	0
Total Group A Offenses	22	10	8	0



2014 Population Estimate **36,071**

Offense Overview

Offense Total 3,684
 Number Cleared 1,572
 Percent Cleared 42.67 %

Group A Crimes per 100,000 population 10,213.2

Arrest Overview

Total Arrests 1,976
 Adult Arrests 1,784
 Juvenile Arrests 192
 Unknown Age 0

Arrests per 100,000 population 5,478.1

Average number offenses/incident 1.22

Domestic Violence Victims		
Offense	Reported	Cleared
Murder	2	2
Aggravated Assault	50	42
Simple Assault	530	284
Intimidation	48	19
Stalking	7	4
Forcible Rape	7	4
Forcible Sodomy	0	0
Sexual Assault W/Object	0	0
Forcible Fondling	7	3
Incest	0	0
Statutory Rape	2	2
Kidnapping/Abduction	6	4
Total	659	364

TIBRS Group B Arrests		
Offense	Adult	Juvenile
Bad Checks	4	0
Curfew/Vagrancy	0	29
Disorderly Conduct	7	6
DUI	181	2
Drunkenness	214	0
Family-Non Violent	5	0
Liquor Law Violations	17	4
Peeping Tom	0	0
Trespass	22	3
All Other Offenses	139	46
Total Group B	589	90

TIBRS Group A Offenses	Offenses		Arrests	
	Reported	Cleared	Adult	Juvenile
Crimes Against Persons				
Murder	2	2	1	0
Negligent Manslaughter	1	1	1	0
Kidnapping/Abduction	8	6	7	0
Forcible Rape	19	10	4	1
Forcible Sodomy	2	1	1	0
Sexual Assault W/Object	0	0	0	0
Forcible Fondling	14	7	4	2
Incest	0	0	0	0
Statutory Rape	3	3	2	0
Aggravated Assault	151	103	87	6
Simple Assault	837	357	252	29
Intimidation	146	30	16	0
Stalking	7	4	2	0
Commercial Sex Acts	0	0	0	0
Involuntary Servitude	0	0	0	0
Crimes Against Property				
Arson	6	4	1	1
Bribery	0	0	0	0
Burglary	236	43	23	4
Counterfeiting/Forgery	83	38	23	1
Destruction/Damage/Vandalism	340	64	26	13
Embezzlement	35	18	5	0
Extortion/Blackmail	2	2	1	0
Fraud - False Pretenses	151	42	22	1
Fraud - Credit Card/ATM	57	15	5	0
Fraud - Impersonation	48	14	8	0
Fraud - Welfare	0	0	0	0
Fraud - Wire	0	0	0	0
Motor Vehicle Theft	55	26	20	2
Robbery	43	23	36	1
Stolen Property Offenses	13	9	8	1
Theft - Pocket-picking	0	0	3	0
Theft - Purse Snatching	0	0	0	0
Theft - Shoplifting	295	184	188	24
Theft From Building	211	49	18	2
Theft From Coin Machine	1	0	0	0
Theft From Motor Vehicle	181	30	23	1
Theft of Motor Vehicle Parts	24	1	1	0
Theft - All Other Larceny	206	21	46	5
Crimes Against Society				
Drug/Narcotic Violations	331	305	318	8
Drug/Narcotic Equipment Violations	145	133	34	0
Gambling - Betting/Wagering	0	0	0	0
Gambling - Operating/Promoting	0	0	0	0
Gambling - Equipment Violations	0	0	0	0
Gambling - Sports Tampering	0	0	0	0
Pornography/Obscene Material	2	2	1	0
Prostitution	1	0	0	0
Prostitution Assisting/Promoting	0	0	0	0
Purchasing Prostitution	0	0	0	0
Weapon Law Violations	28	25	8	0
Total Group A Offenses	3,684	1,572	1,195	102



2014 Population Estimate 31,335

Offense Overview

Offense Total 3,458
Number Cleared 1,512
Percent Cleared 43.72 %

Group A Crimes per 100,000 population 11,035.6

Arrest Overview

Total Arrests 2,049
Adult Arrests 1,967
Juvenile Arrests 82
Unknown Age 0

Arrests per 100,000 population 6,539.0

Average number offenses/incident 1.19

Domestic Violence Victims		
Offense	Reported	Cleared
Murder	0	0
Aggravated Assault	18	17
Simple Assault	259	165
Intimidation	33	14
Stalking	2	0
Forcible Rape	1	0
Forcible Sodomy	3	2
Sexual Assault W/Object	0	0
Forcible Fondling	3	0
Incest	0	0
Statutory Rape	1	0
Kidnapping/Abduction	0	0
Total	320	198

TIBRS Group B Arrests		
Offense	Adult	Juvenile
Bad Checks	0	0
Curfew/Vagrancy	0	13
Disorderly Conduct	33	1
DUI	203	0
Drunkenness	356	0
Family-Non Violent	5	0
Liquor Law Violations	28	2
Peeping Tom	0	0
Trespass	5	0
All Other Offenses	129	9
Total Group B	759	25

TIBRS Group A Offenses	Offenses		Arrests	
	Reported	Cleared	Adult	Juvenile
Crimes Against Persons				
Murder	0	0	0	0
Negligent Manslaughter	0	0	0	0
Kidnapping/Abduction	3	2	3	0
Forcible Rape	9	0	0	0
Forcible Sodomy	7	2	0	1
Sexual Assault W/Object	2	1	1	0
Forcible Fondling	19	4	2	1
Incest	0	0	0	0
Statutory Rape	3	1	2	0
Aggravated Assault	109	80	69	1
Simple Assault	420	194	148	7
Intimidation	87	22	15	0
Stalking	4	0	0	0
Commercial Sex Acts	0	0	0	0
Involuntary Servitude	0	0	0	0
Crimes Against Property				
Arson	2	0	0	0
Bribery	0	0	0	0
Burglary	198	21	19	5
Counterfeiting/Forgery	72	17	13	0
Destruction/Damage/Vandalism	194	27	17	1
Embezzlement	21	5	5	0
Extortion/Blackmail	3	0	0	0
Fraud - False Pretenses	114	22	10	0
Fraud - Credit Card/ATM	111	7	3	1
Fraud - Impersonation	34	20	16	0
Fraud - Welfare	1	1	1	0
Fraud - Wire	21	0	0	0
Motor Vehicle Theft	81	20	13	2
Robbery	19	7	7	0
Stolen Property Offenses	23	16	14	0
Theft - Pocket-picking	0	0	0	0
Theft - Purse Snatching	1	1	0	0
Theft - Shoplifting	307	227	249	21
Theft From Building	231	15	15	1
Theft From Coin Machine	2	0	0	0
Theft From Motor Vehicle	234	31	33	2
Theft of Motor Vehicle Parts	74	5	1	0
Theft - All Other Larceny	122	7	10	0
Crimes Against Society				
Drug/Narcotic Violations	550	434	428	13
Drug/Narcotic Equipment Violations	328	279	93	0
Gambling - Betting/Wagering	0	0	0	0
Gambling - Operating/Promoting	0	0	0	0
Gambling - Equipment Violations	0	0	0	0
Gambling - Sports Tampering	0	0	0	0
Pornography/Obscene Material	2	1	0	1
Prostitution	7	7	7	0
Prostitution Assisting/Promoting	7	7	7	0
Purchasing Prostitution	1	1	0	0
Weapon Law Violations	35	28	7	0
Total Group A Offenses	3,458	1,512	1,208	57



2014 Population Estimate 4,385

Offense Overview

Offense Total 66
 Number Cleared 34
 Percent Cleared 51.52 %

Group A Crimes per 100,000 population 1,505.1

Arrest Overview

Total Arrests 40
 Adult Arrests 38
 Juvenile Arrests 2
 Unknown Age 0

Arrests per 100,000 population 912.2

Average number offenses/incident 1.18

Domestic Violence Victims		
Offense	Reported	Cleared
Murder	0	0
Aggravated Assault	0	0
Simple Assault	6	6
Intimidation	0	0
Stalking	1	0
Forcible Rape	0	0
Forcible Sodomy	0	0
Sexual Assault W/Object	0	0
Forcible Fondling	0	0
Incest	0	0
Statutory Rape	0	0
Kidnapping/Abduction	1	1
Total	8	7

TIBRS Group B Arrests		
Offense	Adult	Juvenile
Bad Checks	0	0
Curfew/Vagrancy	0	0
Disorderly Conduct	1	0
DUI	9	0
Drunkenness	0	0
Family-Non Violent	0	0
Liquor Law Violations	1	0
Peeping Tom	0	0
Trespass	0	0
All Other Offenses	2	0
Total Group B	13	0

TIBRS Group A Offenses	Offenses		Arrests	
	Reported	Cleared	Adult	Juvenile
Crimes Against Persons				
Murder	0	0	0	0
Negligent Manslaughter	0	0	0	0
Kidnapping/Abduction	1	1	1	0
Forcible Rape	0	0	0	0
Forcible Sodomy	0	0	0	0
Sexual Assault W/Object	0	0	0	0
Forcible Fondling	0	0	0	0
Incest	0	0	0	0
Statutory Rape	0	0	0	0
Aggravated Assault	3	2	1	0
Simple Assault	7	6	5	1
Intimidation	0	0	0	0
Stalking	1	0	0	0
Commercial Sex Acts	0	0	0	0
Involuntary Servitude	0	0	0	0
Crimes Against Property				
Arson	0	0	0	0
Bribery	0	0	0	0
Burglary	5	0	0	0
Counterfeiting/Forgery	0	0	0	0
Destruction/Damage/Vandalism	9	3	1	0
Embezzlement	1	1	2	0
Extortion/Blackmail	0	0	0	0
Fraud - False Pretenses	2	0	0	0
Fraud - Credit Card/ATM	0	0	0	0
Fraud - Impersonation	1	0	0	0
Fraud - Welfare	0	0	0	0
Fraud - Wire	0	0	0	0
Motor Vehicle Theft	1	0	0	0
Robbery	1	0	0	0
Stolen Property Offenses	0	0	0	0
Theft - Pocket-picking	0	0	0	0
Theft - Purse Snatching	0	0	0	0
Theft - Shoplifting	0	0	0	0
Theft From Building	1	0	0	0
Theft From Coin Machine	0	0	0	0
Theft From Motor Vehicle	4	0	0	0
Theft of Motor Vehicle Parts	2	0	0	0
Theft - All Other Larceny	7	1	1	0
Crimes Against Society				
Drug/Narcotic Violations	10	10	10	1
Drug/Narcotic Equipment Violations	7	7	2	0
Gambling - Betting/Wagering	0	0	0	0
Gambling - Operating/Promoting	0	0	0	0
Gambling - Equipment Violations	0	0	0	0
Gambling - Sports Tampering	0	0	0	0
Pornography/Obscene Material	0	0	0	0
Prostitution	0	0	0	0
Prostitution Assisting/Promoting	0	0	0	0
Purchasing Prostitution	0	0	0	0
Weapon Law Violations	3	3	2	0
Total Group A Offenses	66	34	25	2



Cornersville Police Department - 2015

2014 Population Estimate 1,210

Offense Overview

Offense Total 24
 Number Cleared 13
 Percent Cleared 54.17 %

Group A Crimes per 100,000 population 1,983.5

Arrest Overview

Total Arrests 14
 Adult Arrests 14
 Juvenile Arrests 0
 Unknown Age 0

Arrests per 100,000 population 1,157.0

Average number offenses/incident 1.41

Domestic Violence Victims		
Offense	Reported	Cleared
Murder	0	0
Aggravated Assault	4	4
Simple Assault	2	1
Intimidation	0	0
Stalking	0	0
Forcible Rape	0	0
Forcible Sodomy	0	0
Sexual Assault W/Object	0	0
Forcible Fondling	0	0
Incest	0	0
Statutory Rape	0	0
Kidnapping/Abduction	0	0
Total	6	5

TIBRS Group B Arrests		
Offense	Adult	Juvenile
Bad Checks	0	0
Curfew/Vagrancy	0	0
Disorderly Conduct	0	0
DUI	0	0
Drunkenness	0	0
Family-Non Violent	0	0
Liquor Law Violations	0	0
Peeping Tom	0	0
Trespass	0	0
All Other Offenses	4	0
Total Group B	4	0

TIBRS Group A Offenses	Offenses		Arrests	
	Reported	Cleared	Adult	Juvenile
Crimes Against Persons				
Murder	0	0	0	0
Negligent Manslaughter	0	0	0	0
Kidnapping/Abduction	0	0	0	0
Forcible Rape	1	0	0	0
Forcible Sodomy	0	0	0	0
Sexual Assault W/Object	0	0	0	0
Forcible Fondling	0	0	0	0
Incest	0	0	0	0
Statutory Rape	0	0	0	0
Aggravated Assault	7	6	5	0
Simple Assault	2	1	1	0
Intimidation	0	0	0	0
Stalking	0	0	0	0
Commercial Sex Acts	0	0	0	0
Involuntary Servitude	0	0	0	0
Crimes Against Property				
Arson	0	0	0	0
Bribery	0	0	0	0
Burglary	3	2	2	0
Counterfeiting/Forgery	0	0	0	0
Destruction/Damage/Vandalism	6	2	0	0
Embezzlement	0	0	0	0
Extortion/Blackmail	0	0	0	0
Fraud - False Pretenses	0	0	0	0
Fraud - Credit Card/ATM	0	0	0	0
Fraud - Impersonation	0	0	0	0
Fraud - Welfare	0	0	0	0
Fraud - Wire	0	0	0	0
Motor Vehicle Theft	0	0	0	0
Robbery	0	0	0	0
Stolen Property Offenses	0	0	0	0
Theft - Pocket-picking	0	0	0	0
Theft - Purse Snatching	0	0	0	0
Theft - Shoplifting	0	0	0	0
Theft From Building	1	0	0	0
Theft From Coin Machine	0	0	0	0
Theft From Motor Vehicle	1	0	0	0
Theft of Motor Vehicle Parts	0	0	0	0
Theft - All Other Larceny	1	0	0	0
Crimes Against Society				
Drug/Narcotic Violations	1	1	1	0
Drug/Narcotic Equipment Violations	0	0	0	0
Gambling - Betting/Wagering	0	0	0	0
Gambling - Operating/Promoting	0	0	0	0
Gambling - Equipment Violations	0	0	0	0
Gambling - Sports Tampering	0	0	0	0
Pornography/Obscene Material	0	0	0	0
Prostitution	0	0	0	0
Prostitution Assisting/Promoting	0	0	0	0
Purchasing Prostitution	0	0	0	0
Weapon Law Violations	1	1	1	0
Total Group A Offenses	24	13	10	0



2014 Population Estimate 9,010

Offense Overview

Offense Total 1,774
 Number Cleared 724
 Percent Cleared 40.81 %
 Group A Crimes per 100,000 population 19,689.2

Arrest Overview

Total Arrests 1,161
 Adult Arrests 985
 Juvenile Arrests 176
 Unknown Age 0
 Arrests per 100,000 population 12,885.7
 Average number offenses/incident 1.21

Domestic Violence Victims		
Offense	Reported	Cleared
Murder	1	0
Aggravated Assault	57	30
Simple Assault	193	112
Intimidation	36	14
Stalking	6	0
Forcible Rape	1	1
Forcible Sodomy	0	0
Sexual Assault W/Object	0	0
Forcible Fondling	1	0
Incest	0	0
Statutory Rape	2	1
Kidnapping/Abduction	1	1
Total	298	159

TIBRS Group B Arrests		
Offense	Adult	Juvenile
Bad Checks	0	0
Curfew/Vagrancy	0	19
Disorderly Conduct	24	4
DUI	57	0
Drunkenness	68	2
Family-Non Violent	3	0
Liquor Law Violations	15	1
Peeping Tom	0	0
Trespass	10	0
All Other Offenses	233	10
Total Group B	410	36

TIBRS Group A Offenses	Offenses		Arrests	
	Reported	Cleared	Adult	Juvenile
Crimes Against Persons				
Murder	1	0	0	0
Negligent Manslaughter	0	0	0	0
Kidnapping/Abduction	2	1	0	0
Forcible Rape	2	1	1	0
Forcible Sodomy	1	0	0	0
Sexual Assault W/Object	1	0	0	0
Forcible Fondling	8	2	2	0
Incest	0	0	0	0
Statutory Rape	3	2	2	0
Aggravated Assault	181	72	57	14
Simple Assault	326	170	123	17
Intimidation	78	23	19	8
Stalking	9	0	0	0
Commercial Sex Acts	0	0	0	0
Involuntary Servitude	0	0	0	0
Crimes Against Property				
Arson	6	0	0	0
Bribery	0	0	0	0
Burglary	152	19	11	3
Counterfeiting/Forgery	21	1	1	0
Destruction/Damage/Vandalism	190	35	11	13
Embezzlement	1	1	1	0
Extortion/Blackmail	1	0	0	0
Fraud - False Pretenses	11	2	1	0
Fraud - Credit Card/ATM	8	2	1	0
Fraud - Impersonation	8	0	0	0
Fraud - Welfare	0	0	0	0
Fraud - Wire	1	0	0	0
Motor Vehicle Theft	43	7	3	0
Robbery	17	5	10	4
Stolen Property Offenses	0	0	0	0
Theft - Pocket-picking	1	0	0	0
Theft - Purse Snatching	2	1	1	0
Theft - Shoplifting	172	140	154	58
Theft From Building	36	6	2	3
Theft From Coin Machine	1	0	0	0
Theft From Motor Vehicle	80	4	3	1
Theft of Motor Vehicle Parts	14	0	0	0
Theft - All Other Larceny	183	18	12	8
Crimes Against Society				
Drug/Narcotic Violations	140	139	142	7
Drug/Narcotic Equipment Violations	53	52	10	1
Gambling - Betting/Wagering	0	0	0	0
Gambling - Operating/Promoting	0	0	0	0
Gambling - Equipment Violations	0	0	0	0
Gambling - Sports Tampering	0	0	0	0
Pornography/Obscene Material	0	0	0	0
Prostitution	0	0	0	0
Prostitution Assisting/Promoting	0	0	0	0
Purchasing Prostitution	0	0	0	0
Weapon Law Violations	21	21	8	3
Total Group A Offenses	1,774	724	575	140



2014 Population Estimate	1,717
Offense Overview	
Offense Total	72
Number Cleared	12
Percent Cleared	16.67 %
Group A Crimes per 100,000 population	4,193.4
Arrest Overview	
Total Arrests	28
Adult Arrests	28
Juvenile Arrests	0
Unknown Age	0
Arrests per 100,000 population	1,630.8
Average number offenses/incident	1.01

Domestic Violence Victims		
Offense	Reported	Cleared
Murder	0	0
Aggravated Assault	2	2
Simple Assault	5	4
Intimidation	1	0
Stalking	0	0
Forcible Rape	0	0
Forcible Sodomy	0	0
Sexual Assault W/Object	0	0
Forcible Fondling	0	0
Incest	0	0
Statutory Rape	0	0
Kidnapping/Abduction	0	0
Total	8	6

TIBRS Group B Arrests		
Offense	Adult	Juvenile
Bad Checks	0	0
Curfew/Vagrancy	0	0
Disorderly Conduct	3	0
DUI	2	0
Drunkenness	4	0
Family-Non Violent	0	0
Liquor Law Violations	0	0
Peeping Tom	0	0
Trespass	2	0
All Other Offenses	5	0
Total Group B	16	0

TIBRS Group A Offenses	Offenses		Arrests	
	Reported	Cleared	Adult	Juvenile
Crimes Against Persons				
Murder	0	0	0	0
Negligent Manslaughter	0	0	0	0
Kidnapping/Abduction	0	0	0	0
Forcible Rape	0	0	0	0
Forcible Sodomy	0	0	0	0
Sexual Assault W/Object	0	0	0	0
Forcible Fondling	0	0	0	0
Incest	0	0	0	0
Statutory Rape	0	0	0	0
Aggravated Assault	4	3	3	0
Simple Assault	19	7	7	0
Intimidation	8	0	0	0
Stalking	0	0	0	0
Commercial Sex Acts	0	0	0	0
Involuntary Servitude	0	0	0	0
Crimes Against Property				
Arson	0	0	0	0
Bribery	0	0	0	0
Burglary	13	0	0	0
Counterfeiting/Forgery	0	0	0	0
Destruction/Damage/Vandalism	8	1	1	0
Embezzlement	0	0	0	0
Extortion/Blackmail	0	0	0	0
Fraud - False Pretenses	0	0	0	0
Fraud - Credit Card/ATM	2	0	0	0
Fraud - Impersonation	1	0	0	0
Fraud - Welfare	0	0	0	0
Fraud - Wire	0	0	0	0
Motor Vehicle Theft	1	0	0	0
Robbery	0	0	0	0
Stolen Property Offenses	0	0	0	0
Theft - Pocket-picking	0	0	0	0
Theft - Purse Snatching	1	0	0	0
Theft - Shoplifting	0	0	0	0
Theft From Building	4	0	0	0
Theft From Coin Machine	0	0	0	0
Theft From Motor Vehicle	6	0	0	0
Theft of Motor Vehicle Parts	1	0	0	0
Theft - All Other Larceny	1	0	0	0
Crimes Against Society				
Drug/Narcotic Violations	1	0	0	0
Drug/Narcotic Equipment Violations	1	0	0	0
Gambling - Betting/Wagering	0	0	0	0
Gambling - Operating/Promoting	0	0	0	0
Gambling - Equipment Violations	0	0	0	0
Gambling - Sports Tampering	0	0	0	0
Pornography/Obscene Material	0	0	0	0
Prostitution	0	0	0	0
Prostitution Assisting/Promoting	0	0	0	0
Purchasing Prostitution	0	0	0	0
Weapon Law Violations	1	1	1	0
Total Group A Offenses	72	12	12	0



Cross Plains Police Department - 2015

2014 Population Estimate 1,728

Offense Overview

Offense Total 284
 Number Cleared 241
 Percent Cleared 84.86 %

Group A Crimes per 100,000 population 16,435.2

Arrest Overview

Total Arrests 283
 Adult Arrests 228
 Juvenile Arrests 55
 Unknown Age 0

Arrests per 100,000 population 16,377.3

Average number offenses/incident 1.18

Domestic Violence Victims		
Offense	Reported	Cleared
Murder	0	0
Aggravated Assault	2	2
Simple Assault	11	11
Intimidation	3	2
Stalking	0	0
Forcible Rape	1	0
Forcible Sodomy	0	0
Sexual Assault W/Object	0	0
Forcible Fondling	0	0
Incest	0	0
Statutory Rape	0	0
Kidnapping/Abduction	0	0
Total	17	15

TIBRS Group B Arrests		
Offense	Adult	Juvenile
Bad Checks	0	0
Curfew/Vagrancy	0	0
Disorderly Conduct	1	2
DUI	18	0
Drunkenness	3	0
Family-Non Violent	0	0
Liquor Law Violations	10	0
Peeping Tom	0	0
Trespass	1	0
All Other Offenses	5	23
Total Group B	38	25

TIBRS Group A Offenses	Offenses		Arrests	
	Reported	Cleared	Adult	Juvenile
Crimes Against Persons				
Murder	0	0	0	0
Negligent Manslaughter	0	0	0	0
Kidnapping/Abduction	0	0	0	0
Forcible Rape	1	0	0	0
Forcible Sodomy	0	0	0	0
Sexual Assault W/Object	0	0	0	0
Forcible Fondling	2	1	0	1
Incest	0	0	0	0
Statutory Rape	0	0	0	0
Aggravated Assault	7	7	5	1
Simple Assault	16	15	7	1
Intimidation	11	7	0	0
Stalking	1	1	1	0
Commercial Sex Acts	0	0	0	0
Involuntary Servitude	0	0	0	0
Crimes Against Property				
Arson	0	0	0	0
Bribery	0	0	0	0
Burglary	9	6	6	0
Counterfeiting/Forgery	4	4	3	1
Destruction/Damage/Vandalism	6	2	0	2
Embezzlement	14	14	14	0
Extortion/Blackmail	0	0	0	0
Fraud - False Pretenses	7	6	5	1
Fraud - Credit Card/ATM	21	21	21	0
Fraud - Impersonation	1	1	1	0
Fraud - Welfare	0	0	0	0
Fraud - Wire	0	0	0	0
Motor Vehicle Theft	3	2	2	0
Robbery	0	0	0	0
Stolen Property Offenses	0	0	0	0
Theft - Pocket-picking	0	0	0	0
Theft - Purse Snatching	0	0	0	0
Theft - Shoplifting	4	4	3	0
Theft From Building	9	4	1	0
Theft From Coin Machine	0	0	0	0
Theft From Motor Vehicle	4	2	2	0
Theft of Motor Vehicle Parts	0	0	0	0
Theft - All Other Larceny	3	0	0	0
Crimes Against Society				
Drug/Narcotic Violations	112	95	77	18
Drug/Narcotic Equipment Violations	45	45	40	3
Gambling - Betting/Wagering	0	0	0	0
Gambling - Operating/Promoting	0	0	0	0
Gambling - Equipment Violations	0	0	0	0
Gambling - Sports Tampering	0	0	0	0
Pornography/Obscene Material	1	1	0	1
Prostitution	0	0	0	0
Prostitution Assisting/Promoting	0	0	0	0
Purchasing Prostitution	0	0	0	0
Weapon Law Violations	3	3	2	1
Total Group A Offenses	284	241	190	30



2014 Population Estimate **11,330**

Offense Overview

Offense Total 1,905

Number Cleared 889

Percent Cleared 46.67 %

Group A Crimes per 100,000 population 16,813.8

Arrest Overview

Total Arrests 1,443

Adult Arrests 1,352

Juvenile Arrests 91

Unknown Age 0

Arrests per 100,000 population 12,736.1

Average number offenses/incident 1.19

Domestic Violence Victims		
Offense	Reported	Cleared
Murder	0	0
Aggravated Assault	36	29
Simple Assault	107	94
Intimidation	7	2
Stalking	0	0
Forcible Rape	2	1
Forcible Sodomy	0	0
Sexual Assault W/Object	0	0
Forcible Fondling	9	4
Incest	0	0
Statutory Rape	0	0
Kidnapping/Abduction	0	0
Total	161	130

TIBRS Group B Arrests		
Offense	Adult	Juvenile
Bad Checks	0	0
Curfew/Vagrancy	0	0
Disorderly Conduct	19	4
DUI	76	0
Drunkenness	95	0
Family-Non Violent	3	0
Liquor Law Violations	17	8
Peeping Tom	0	0
Trespass	29	1
All Other Offenses	457	9
Total Group B	696	22

TIBRS Group A Offenses	Offenses		Arrests	
	Reported	Cleared	Adult	Juvenile
Crimes Against Persons				
Murder	0	0	0	0
Negligent Manslaughter	0	0	0	0
Kidnapping/Abduction	2	2	2	0
Forcible Rape	8	4	2	0
Forcible Sodomy	0	0	0	0
Sexual Assault W/Object	1	0	0	0
Forcible Fondling	14	5	0	0
Incest	0	0	0	0
Statutory Rape	1	0	0	0
Aggravated Assault	92	71	48	4
Simple Assault	170	141	98	31
Intimidation	25	7	5	0
Stalking	0	0	0	0
Commercial Sex Acts	0	0	0	0
Involuntary Servitude	0	0	0	0
Crimes Against Property				
Arson	3	0	0	0
Bribery	0	0	0	0
Burglary	114	19	27	0
Counterfeiting/Forgery	84	6	4	0
Destruction/Damage/Vandalism	116	15	4	3
Embezzlement	15	5	5	0
Extortion/Blackmail	3	2	2	0
Fraud - False Pretenses	99	27	13	0
Fraud - Credit Card/ATM	104	12	3	0
Fraud - Impersonation	16	15	10	0
Fraud - Welfare	0	0	0	0
Fraud - Wire	19	0	0	0
Motor Vehicle Theft	63	8	5	1
Robbery	13	1	1	0
Stolen Property Offenses	10	8	9	0
Theft - Pocket-picking	0	0	0	0
Theft - Purse Snatching	0	0	0	0
Theft - Shoplifting	273	193	187	13
Theft From Building	111	14	8	1
Theft From Coin Machine	2	0	0	0
Theft From Motor Vehicle	111	14	15	0
Theft of Motor Vehicle Parts	37	1	1	0
Theft - All Other Larceny	64	9	8	1
Crimes Against Society				
Drug/Narcotic Violations	178	167	181	12
Drug/Narcotic Equipment Violations	117	112	13	3
Gambling - Betting/Wagering	0	0	0	0
Gambling - Operating/Promoting	0	0	0	0
Gambling - Equipment Violations	0	0	0	0
Gambling - Sports Tampering	0	0	0	0
Pornography/Obscene Material	2	1	1	0
Prostitution	0	0	0	0
Prostitution Assisting/Promoting	0	0	0	0
Purchasing Prostitution	0	0	0	0
Weapon Law Violations	38	30	4	0
Total Group A Offenses	1,905	889	656	69



Crump Police Department - 2015

2014 Population Estimate 1,406

Offense Overview

Offense Total 35
 Number Cleared 16
 Percent Cleared 45.71 %

Group A Crimes per 100,000 population 2,489.3

Arrest Overview

Total Arrests 25
 Adult Arrests 25
 Juvenile Arrests 0
 Unknown Age 0

Arrests per 100,000 population 1,778.1

Average number offenses/incident 1.17

Domestic Violence Victims		
Offense	Reported	Cleared
Murder	0	0
Aggravated Assault	1	1
Simple Assault	3	2
Intimidation	1	0
Stalking	0	0
Forcible Rape	0	0
Forcible Sodomy	0	0
Sexual Assault W/Object	0	0
Forcible Fondling	1	0
Incest	0	0
Statutory Rape	0	0
Kidnapping/Abduction	0	0
Total	6	3

TIBRS Group B Arrests		
Offense	Adult	Juvenile
Bad Checks	0	0
Curfew/Vagrancy	0	0
Disorderly Conduct	1	0
DUI	4	0
Drunkenness	2	0
Family-Non Violent	0	0
Liquor Law Violations	0	0
Peeping Tom	0	0
Trespass	0	0
All Other Offenses	4	0
Total Group B	11	0

TIBRS Group A Offenses	Offenses		Arrests	
	Reported	Cleared	Adult	Juvenile
Crimes Against Persons				
Murder	0	0	0	0
Negligent Manslaughter	0	0	0	0
Kidnapping/Abduction	0	0	0	0
Forcible Rape	1	0	0	0
Forcible Sodomy	0	0	0	0
Sexual Assault W/Object	0	0	0	0
Forcible Fondling	1	0	0	0
Incest	0	0	0	0
Statutory Rape	0	0	0	0
Aggravated Assault	3	3	3	0
Simple Assault	4	3	3	0
Intimidation	2	0	0	0
Stalking	0	0	0	0
Commercial Sex Acts	0	0	0	0
Involuntary Servitude	0	0	0	0
Crimes Against Property				
Arson	0	0	0	0
Bribery	0	0	0	0
Burglary	0	0	0	0
Counterfeiting/Forgery	0	0	0	0
Destruction/Damage/Vandalism	5	2	2	0
Embezzlement	0	0	0	0
Extortion/Blackmail	0	0	0	0
Fraud - False Pretenses	0	0	0	0
Fraud - Credit Card/ATM	0	0	0	0
Fraud - Impersonation	0	0	0	0
Fraud - Welfare	0	0	0	0
Fraud - Wire	0	0	0	0
Motor Vehicle Theft	2	0	0	0
Robbery	0	0	0	0
Stolen Property Offenses	0	0	0	0
Theft - Pocket-picking	0	0	0	0
Theft - Purse Snatching	0	0	0	0
Theft - Shoplifting	1	1	1	0
Theft From Building	2	0	0	0
Theft From Coin Machine	0	0	0	0
Theft From Motor Vehicle	0	0	0	0
Theft of Motor Vehicle Parts	0	0	0	0
Theft - All Other Larceny	7	0	0	0
Crimes Against Society				
Drug/Narcotic Violations	3	3	4	0
Drug/Narcotic Equipment Violations	3	3	1	0
Gambling - Betting/Wagering	0	0	0	0
Gambling - Operating/Promoting	0	0	0	0
Gambling - Equipment Violations	0	0	0	0
Gambling - Sports Tampering	0	0	0	0
Pornography/Obscene Material	0	0	0	0
Prostitution	0	0	0	0
Prostitution Assisting/Promoting	0	0	0	0
Purchasing Prostitution	0	0	0	0
Weapon Law Violations	1	1	0	0
Total Group A Offenses	35	16	14	0



Cumberland City Police Department - 2015

2014 Population Estimate **304**

Offense Overview

Offense Total 26
 Number Cleared 13
 Percent Cleared 50.00 %

Group A Crimes per 100,000 population 8,552.6

Arrest Overview

Total Arrests 14
 Adult Arrests 12
 Juvenile Arrests 2
 Unknown Age 0

Arrests per 100,000 population 4,605.3

Average number offenses/incident 1.24

Domestic Violence Victims		
Offense	Reported	Cleared
Murder	0	0
Aggravated Assault	1	1
Simple Assault	1	1
Intimidation	2	0
Stalking	0	0
Forcible Rape	0	0
Forcible Sodomy	0	0
Sexual Assault W/Object	0	0
Forcible Fondling	0	0
Incest	0	0
Statutory Rape	0	0
Kidnapping/Abduction	0	0
Total	4	2

TIBRS Group B Arrests		
Offense	Adult	Juvenile
Bad Checks	0	0
Curfew/Vagrancy	0	0
Disorderly Conduct	0	0
DUI	0	0
Drunkenness	0	0
Family-Non Violent	0	0
Liquor Law Violations	0	0
Peeping Tom	0	0
Trespass	0	0
All Other Offenses	3	0
Total Group B	3	0

TIBRS Group A Offenses	Offenses		Arrests	
	Reported	Cleared	Adult	Juvenile
Crimes Against Persons				
Murder	0	0	0	0
Negligent Manslaughter	0	0	0	0
Kidnapping/Abduction	0	0	0	0
Forcible Rape	0	0	0	0
Forcible Sodomy	0	0	0	0
Sexual Assault W/Object	0	0	0	0
Forcible Fondling	0	0	0	0
Incest	0	0	0	0
Statutory Rape	0	0	0	0
Aggravated Assault	1	1	1	0
Simple Assault	2	1	1	0
Intimidation	5	0	0	0
Stalking	0	0	0	0
Commercial Sex Acts	0	0	0	0
Involuntary Servitude	0	0	0	0
Crimes Against Property				
Arson	0	0	0	0
Bribery	0	0	0	0
Burglary	4	1	0	2
Counterfeiting/Forgery	0	0	0	0
Destruction/Damage/Vandalism	1	0	0	0
Embezzlement	0	0	0	0
Extortion/Blackmail	0	0	0	0
Fraud - False Pretenses	0	0	0	0
Fraud - Credit Card/ATM	0	0	0	0
Fraud - Impersonation	0	0	0	0
Fraud - Welfare	0	0	0	0
Fraud - Wire	0	0	0	0
Motor Vehicle Theft	0	0	0	0
Robbery	0	0	0	0
Stolen Property Offenses	0	0	0	0
Theft - Pocket-picking	0	0	0	0
Theft - Purse Snatching	0	0	0	0
Theft - Shoplifting	1	0	0	0
Theft From Building	1	0	0	0
Theft From Coin Machine	0	0	0	0
Theft From Motor Vehicle	0	0	0	0
Theft of Motor Vehicle Parts	0	0	0	0
Theft - All Other Larceny	1	0	0	0
Crimes Against Society				
Drug/Narcotic Violations	5	5	6	0
Drug/Narcotic Equipment Violations	4	4	0	0
Gambling - Betting/Wagering	0	0	0	0
Gambling - Operating/Promoting	0	0	0	0
Gambling - Equipment Violations	0	0	0	0
Gambling - Sports Tampering	0	0	0	0
Pornography/Obscene Material	0	0	0	0
Prostitution	0	0	0	0
Prostitution Assisting/Promoting	0	0	0	0
Purchasing Prostitution	0	0	0	0
Weapon Law Violations	1	1	1	0
Total Group A Offenses	26	13	9	2



2014 Population Estimate 2,874

Offense Overview

Offense Total 321
 Number Cleared 184
 Percent Cleared 57.32 %

Group A Crimes per 100,000 population 11,169.1

Arrest Overview

Total Arrests 169
 Adult Arrests 163
 Juvenile Arrests 6
 Unknown Age 0

Arrests per 100,000 population 5,880.3

Average number offenses/incident 1.24

Domestic Violence Victims		
Offense	Reported	Cleared
Murder	0	0
Aggravated Assault	5	4
Simple Assault	14	9
Intimidation	0	0
Stalking	0	0
Forcible Rape	0	0
Forcible Sodomy	0	0
Sexual Assault W/Object	0	0
Forcible Fondling	0	0
Incest	0	0
Statutory Rape	1	1
Kidnapping/Abduction	0	0
Total	20	14

TIBRS Group B Arrests		
Offense	Adult	Juvenile
Bad Checks	2	0
Curfew/Vagrancy	0	0
Disorderly Conduct	2	0
DUI	35	0
Drunkenness	14	0
Family-Non Violent	2	0
Liquor Law Violations	3	1
Peeping Tom	0	0
Trespass	1	0
All Other Offenses	13	0
Total Group B	72	1

TIBRS Group A Offenses	Offenses		Arrests	
	Reported	Cleared	Adult	Juvenile
Crimes Against Persons				
Murder	0	0	0	0
Negligent Manslaughter	0	0	0	0
Kidnapping/Abduction	0	0	0	0
Forcible Rape	0	0	0	0
Forcible Sodomy	0	0	0	0
Sexual Assault W/Object	2	0	0	0
Forcible Fondling	2	1	0	0
Incest	0	0	0	0
Statutory Rape	1	1	1	0
Aggravated Assault	14	10	5	1
Simple Assault	29	18	7	1
Intimidation	12	2	1	0
Stalking	0	0	0	0
Commercial Sex Acts	0	0	0	0
Involuntary Servitude	0	0	0	0
Crimes Against Property				
Arson	0	0	0	0
Bribery	0	0	0	0
Burglary	17	3	0	0
Counterfeiting/Forgery	7	2	1	0
Destruction/Damage/Vandalism	24	4	2	0
Embezzlement	5	4	2	0
Extortion/Blackmail	0	0	0	0
Fraud - False Pretenses	5	3	3	0
Fraud - Credit Card/ATM	1	1	0	0
Fraud - Impersonation	8	4	3	0
Fraud - Welfare	0	0	0	0
Fraud - Wire	0	0	0	0
Motor Vehicle Theft	6	2	2	0
Robbery	1	1	1	0
Stolen Property Offenses	0	0	0	0
Theft - Pocket-picking	0	0	0	0
Theft - Purse Snatching	0	0	0	0
Theft - Shoplifting	19	15	14	1
Theft From Building	18	2	2	0
Theft From Coin Machine	1	0	0	0
Theft From Motor Vehicle	13	3	3	0
Theft of Motor Vehicle Parts	5	0	0	0
Theft - All Other Larceny	15	4	1	1
Crimes Against Society				
Drug/Narcotic Violations	60	53	30	1
Drug/Narcotic Equipment Violations	54	49	13	0
Gambling - Betting/Wagering	0	0	0	0
Gambling - Operating/Promoting	0	0	0	0
Gambling - Equipment Violations	0	0	0	0
Gambling - Sports Tampering	0	0	0	0
Pornography/Obscene Material	0	0	0	0
Prostitution	0	0	0	0
Prostitution Assisting/Promoting	0	0	0	0
Purchasing Prostitution	0	0	0	0
Weapon Law Violations	2	2	0	0
Total Group A Offenses	321	184	91	5



Dayton Police Department - 2015

2014 Population Estimate 7,395

Offense Overview

Offense Total 657
 Number Cleared 459
 Percent Cleared 69.86 %
 Group A Crimes per 100,000 population 8,884.4

Arrest Overview

Total Arrests 685
 Adult Arrests 624
 Juvenile Arrests 61
 Unknown Age 0
 Arrests per 100,000 population 9,263.0
 Average number offenses/incident 1.20

Domestic Violence Victims		
Offense	Reported	Cleared
Murder	0	0
Aggravated Assault	6	5
Simple Assault	46	42
Intimidation	7	6
Stalking	0	0
Forcible Rape	0	0
Forcible Sodomy	0	0
Sexual Assault W/Object	0	0
Forcible Fondling	0	0
Incest	0	0
Statutory Rape	0	0
Kidnapping/Abduction	0	0
Total	59	53

TIBRS Group B Arrests		
Offense	Adult	Juvenile
Bad Checks	0	0
Curfew/Vagrancy	0	14
Disorderly Conduct	20	18
DUI	45	0
Drunkenness	133	2
Family-Non Violent	0	0
Liquor Law Violations	22	12
Peeping Tom	0	0
Trespass	10	2
All Other Offenses	13	6
Total Group B	243	54

TIBRS Group A Offenses	Offenses		Arrests	
	Reported	Cleared	Adult	Juvenile
Crimes Against Persons				
Murder	0	0	0	0
Negligent Manslaughter	0	0	0	0
Kidnapping/Abduction	0	0	0	0
Forcible Rape	0	0	0	0
Forcible Sodomy	0	0	0	0
Sexual Assault W/Object	0	0	0	0
Forcible Fondling	1	0	0	0
Incest	0	0	0	0
Statutory Rape	0	0	0	0
Aggravated Assault	18	17	11	0
Simple Assault	75	64	49	2
Intimidation	8	7	6	0
Stalking	1	0	0	0
Commercial Sex Acts	0	0	0	0
Involuntary Servitude	0	0	0	0
Crimes Against Property				
Arson	0	0	0	0
Bribery	1	0	0	0
Burglary	31	6	6	0
Counterfeiting/Forgery	6	4	3	0
Destruction/Damage/Vandalism	46	17	16	0
Embezzlement	0	0	0	0
Extortion/Blackmail	0	0	0	0
Fraud - False Pretenses	29	27	14	0
Fraud - Credit Card/ATM	14	6	3	0
Fraud - Impersonation	3	1	0	0
Fraud - Welfare	0	0	0	0
Fraud - Wire	0	0	0	0
Motor Vehicle Theft	14	3	3	0
Robbery	0	0	0	0
Stolen Property Offenses	0	0	0	0
Theft - Pocket-picking	0	0	0	0
Theft - Purse Snatching	0	0	0	0
Theft - Shoplifting	133	116	121	2
Theft From Building	42	11	8	0
Theft From Coin Machine	4	0	0	0
Theft From Motor Vehicle	24	7	7	0
Theft of Motor Vehicle Parts	12	1	4	0
Theft - All Other Larceny	30	7	7	0
Crimes Against Society				
Drug/Narcotic Violations	95	95	98	1
Drug/Narcotic Equipment Violations	60	60	20	1
Gambling - Betting/Wagering	0	0	0	0
Gambling - Operating/Promoting	0	0	0	0
Gambling - Equipment Violations	0	0	0	0
Gambling - Sports Tampering	0	0	0	0
Pornography/Obscene Material	0	0	0	0
Prostitution	0	0	0	0
Prostitution Assisting/Promoting	0	0	0	0
Purchasing Prostitution	0	0	0	0
Weapon Law Violations	10	10	5	1
Total Group A Offenses	657	459	381	7



2014 Population Estimate 1,570

Offense Overview

Offense Total 225
 Number Cleared 127
 Percent Cleared 56.44 %

Group A Crimes per 100,000 population 14,331.2

Arrest Overview

Total Arrests 151
 Adult Arrests 145
 Juvenile Arrests 6
 Unknown Age 0

Arrests per 100,000 population 9,617.8

Average number offenses/incident 1.29

Domestic Violence Victims		
Offense	Reported	Cleared
Murder	0	0
Aggravated Assault	7	6
Simple Assault	5	4
Intimidation	2	2
Stalking	0	0
Forcible Rape	0	0
Forcible Sodomy	0	0
Sexual Assault W/Object	0	0
Forcible Fondling	0	0
Incest	0	0
Statutory Rape	0	0
Kidnapping/Abduction	0	0
Total	14	12

TIBRS Group B Arrests		
Offense	Adult	Juvenile
Bad Checks	0	0
Curfew/Vagrancy	0	0
Disorderly Conduct	5	1
DUI	10	0
Drunkenness	9	0
Family-Non Violent	1	0
Liquor Law Violations	0	0
Peeping Tom	0	0
Trespass	6	0
All Other Offenses	8	0
Total Group B	39	1

TIBRS Group A Offenses	Offenses		Arrests	
	Reported	Cleared	Adult	Juvenile
Crimes Against Persons				
Murder	0	0	0	0
Negligent Manslaughter	0	0	0	0
Kidnapping/Abduction	3	3	1	0
Forcible Rape	0	0	0	0
Forcible Sodomy	0	0	0	0
Sexual Assault W/Object	0	0	0	0
Forcible Fondling	2	0	0	0
Incest	0	0	0	0
Statutory Rape	0	0	0	0
Aggravated Assault	19	15	10	0
Simple Assault	13	8	7	0
Intimidation	11	3	3	0
Stalking	0	0	0	0
Commercial Sex Acts	0	0	0	0
Involuntary Servitude	0	0	0	0
Crimes Against Property				
Arson	0	0	0	0
Bribery	0	0	0	0
Burglary	14	4	4	0
Counterfeiting/Forgery	8	4	3	0
Destruction/Damage/Vandalism	21	4	2	4
Embezzlement	0	0	0	0
Extortion/Blackmail	0	0	0	0
Fraud - False Pretenses	1	0	0	0
Fraud - Credit Card/ATM	7	1	1	0
Fraud - Impersonation	3	2	2	0
Fraud - Welfare	0	0	0	0
Fraud - Wire	0	0	0	0
Motor Vehicle Theft	2	1	1	1
Robbery	4	2	2	0
Stolen Property Offenses	0	0	0	0
Theft - Pocket-picking	0	0	0	0
Theft - Purse Snatching	0	0	0	0
Theft - Shoplifting	8	5	4	0
Theft From Building	5	2	2	0
Theft From Coin Machine	1	0	0	0
Theft From Motor Vehicle	6	0	0	0
Theft of Motor Vehicle Parts	1	0	0	0
Theft - All Other Larceny	25	8	8	0
Crimes Against Society				
Drug/Narcotic Violations	44	40	40	0
Drug/Narcotic Equipment Violations	21	21	13	0
Gambling - Betting/Wagering	0	0	0	0
Gambling - Operating/Promoting	0	0	0	0
Gambling - Equipment Violations	0	0	0	0
Gambling - Sports Tampering	0	0	0	0
Pornography/Obscene Material	0	0	0	0
Prostitution	0	0	0	0
Prostitution Assisting/Promoting	0	0	0	0
Purchasing Prostitution	0	0	0	0
Weapon Law Violations	6	4	3	0
Total Group A Offenses	225	127	106	5



Decaturville Police Department - 2015

2014 Population Estimate 868

Offense Overview

Offense Total 29
Number Cleared 9
Percent Cleared 31.03 %

Group A Crimes per 100,000 population 3,341.0

Arrest Overview

Total Arrests 11
Adult Arrests 9
Juvenile Arrests 2
Unknown Age 0

Arrests per 100,000 population 1,267.3

Average number offenses/incident 1.04

Domestic Violence Victims		
Offense	Reported	Cleared
Murder	0	0
Aggravated Assault	0	0
Simple Assault	0	0
Intimidation	0	0
Stalking	0	0
Forcible Rape	0	0
Forcible Sodomy	0	0
Sexual Assault W/Object	0	0
Forcible Fondling	0	0
Incest	0	0
Statutory Rape	0	0
Kidnapping/Abduction	0	0
Total	0	0

TIBRS Group B Arrests		
Offense	Adult	Juvenile
Bad Checks	0	0
Curfew/Vagrancy	0	0
Disorderly Conduct	2	0
DUI	0	0
Drunkenness	0	0
Family-Non Violent	0	0
Liquor Law Violations	0	0
Peeping Tom	0	0
Trespass	0	0
All Other Offenses	0	0
Total Group B	2	0

TIBRS Group A Offenses	Offenses		Arrests	
	Reported	Cleared	Adult	Juvenile
Crimes Against Persons				
Murder	0	0	0	0
Negligent Manslaughter	0	0	0	0
Kidnapping/Abduction	0	0	0	0
Forcible Rape	1	0	0	0
Forcible Sodomy	0	0	0	0
Sexual Assault W/Object	0	0	0	0
Forcible Fondling	0	0	0	0
Incest	0	0	0	0
Statutory Rape	0	0	0	0
Aggravated Assault	2	2	1	1
Simple Assault	2	2	2	0
Intimidation	0	0	0	0
Stalking	0	0	0	0
Commercial Sex Acts	0	0	0	0
Involuntary Servitude	0	0	0	0
Crimes Against Property				
Arson	0	0	0	0
Bribery	0	0	0	0
Burglary	4	0	0	0
Counterfeiting/Forgery	0	0	0	0
Destruction/Damage/Vandalism	7	1	0	1
Embezzlement	0	0	0	0
Extortion/Blackmail	0	0	0	0
Fraud - False Pretenses	1	0	0	0
Fraud - Credit Card/ATM	2	0	0	0
Fraud - Impersonation	0	0	0	0
Fraud - Welfare	0	0	0	0
Fraud - Wire	0	0	0	0
Motor Vehicle Theft	0	0	0	0
Robbery	0	0	0	0
Stolen Property Offenses	0	0	0	0
Theft - Pocket-picking	0	0	0	0
Theft - Purse Snatching	0	0	0	0
Theft - Shoplifting	5	3	3	0
Theft From Building	3	0	0	0
Theft From Coin Machine	0	0	0	0
Theft From Motor Vehicle	0	0	0	0
Theft of Motor Vehicle Parts	0	0	0	0
Theft - All Other Larceny	2	1	1	0
Crimes Against Society				
Drug/Narcotic Violations	0	0	0	0
Drug/Narcotic Equipment Violations	0	0	0	0
Gambling - Betting/Wagering	0	0	0	0
Gambling - Operating/Promoting	0	0	0	0
Gambling - Equipment Violations	0	0	0	0
Gambling - Sports Tampering	0	0	0	0
Pornography/Obscene Material	0	0	0	0
Prostitution	0	0	0	0
Prostitution Assisting/Promoting	0	0	0	0
Purchasing Prostitution	0	0	0	0
Weapon Law Violations	0	0	0	0
Total Group A Offenses	29	9	7	2



2014 Population Estimate 2,437

Offense Overview

Offense Total 215
Number Cleared 67
Percent Cleared 31.16 %

Group A Crimes per 100,000 population 8,822.3

Arrest Overview

Total Arrests 83
Adult Arrests 83
Juvenile Arrests 0
Unknown Age 0

Arrests per 100,000 population 3,405.8

Average number offenses/incident 1.09

Domestic Violence Victims		
Offense	Reported	Cleared
Murder	0	0
Aggravated Assault	3	2
Simple Assault	32	20
Intimidation	4	1
Stalking	0	0
Forcible Rape	0	0
Forcible Sodomy	0	0
Sexual Assault W/Object	0	0
Forcible Fondling	0	0
Incest	0	0
Statutory Rape	0	0
Kidnapping/Abduction	0	0
Total	39	23

TIBRS Group B Arrests		
Offense	Adult	Juvenile
Bad Checks	0	0
Curfew/Vagrancy	0	0
Disorderly Conduct	1	0
DUI	13	0
Drunkenness	7	0
Family-Non Violent	0	0
Liquor Law Violations	2	0
Peeping Tom	0	0
Trespass	1	0
All Other Offenses	0	0
Total Group B	24	0

TIBRS Group A Offenses	Offenses		Arrests	
	Reported	Cleared	Adult	Juvenile
Crimes Against Persons				
Murder	0	0	0	0
Negligent Manslaughter	0	0	0	0
Kidnapping/Abduction	0	0	0	0
Forcible Rape	5	0	0	0
Forcible Sodomy	0	0	0	0
Sexual Assault W/Object	0	0	0	0
Forcible Fondling	0	0	0	0
Incest	0	0	0	0
Statutory Rape	0	0	0	0
Aggravated Assault	7	2	2	0
Simple Assault	49	23	22	0
Intimidation	22	1	1	0
Stalking	0	0	0	0
Commercial Sex Acts	0	0	0	0
Involuntary Servitude	0	0	0	0
Crimes Against Property				
Arson	0	0	0	0
Bribery	0	0	0	0
Burglary	1	0	0	0
Counterfeiting/Forgery	7	1	1	0
Destruction/Damage/Vandalism	28	3	2	0
Embezzlement	0	0	0	0
Extortion/Blackmail	0	0	0	0
Fraud - False Pretenses	4	0	0	0
Fraud - Credit Card/ATM	5	1	0	0
Fraud - Impersonation	1	1	1	0
Fraud - Welfare	0	0	0	0
Fraud - Wire	0	0	0	0
Motor Vehicle Theft	6	1	0	0
Robbery	0	0	0	0
Stolen Property Offenses	0	0	0	0
Theft - Pocket-picking	0	0	0	0
Theft - Purse Snatching	0	0	0	0
Theft - Shoplifting	12	8	8	0
Theft From Building	23	1	1	0
Theft From Coin Machine	0	0	0	0
Theft From Motor Vehicle	5	0	0	0
Theft of Motor Vehicle Parts	1	0	0	0
Theft - All Other Larceny	10	0	0	0
Crimes Against Society				
Drug/Narcotic Violations	20	17	18	0
Drug/Narcotic Equipment Violations	9	8	3	0
Gambling - Betting/Wagering	0	0	0	0
Gambling - Operating/Promoting	0	0	0	0
Gambling - Equipment Violations	0	0	0	0
Gambling - Sports Tampering	0	0	0	0
Pornography/Obscene Material	0	0	0	0
Prostitution	0	0	0	0
Prostitution Assisting/Promoting	0	0	0	0
Purchasing Prostitution	0	0	0	0
Weapon Law Violations	0	0	0	0
Total Group A Offenses	215	67	59	0



2014 Population Estimate 14,993

Offense Overview

Offense Total 2,512
Number Cleared 1,348
Percent Cleared 53.66 %

Group A Crimes per 100,000 population 16,754.5

Arrest Overview

Total Arrests 2,331
Adult Arrests 2,190
Juvenile Arrests 141
Unknown Age 0

Arrests per 100,000 population 15,547.3

Average number offenses/incident 1.12

Domestic Violence Victims		
Offense	Reported	Cleared
Murder	0	0
Aggravated Assault	65	54
Simple Assault	200	153
Intimidation	136	87
Stalking	5	3
Forcible Rape	3	1
Forcible Sodomy	0	0
Sexual Assault W/Object	0	0
Forcible Fondling	3	0
Incest	0	0
Statutory Rape	0	0
Kidnapping/Abduction	0	0
Total	412	298

TIBRS Group B Arrests		
Offense	Adult	Juvenile
Bad Checks	0	0
Curfew/Vagrancy	0	0
Disorderly Conduct	48	3
DUI	116	0
Drunkenness	79	7
Family-Non Violent	5	0
Liquor Law Violations	0	0
Peeping Tom	0	0
Trespass	4	0
All Other Offenses	978	47
Total Group B	1,230	57

TIBRS Group A Offenses	Offenses		Arrests	
	Reported	Cleared	Adult	Juvenile
Crimes Against Persons				
Murder	2	0	0	0
Negligent Manslaughter	0	0	0	0
Kidnapping/Abduction	2	0	0	0
Forcible Rape	12	4	2	0
Forcible Sodomy	2	0	0	0
Sexual Assault W/Object	0	0	0	0
Forcible Fondling	17	4	2	0
Incest	0	0	0	0
Statutory Rape	2	1	0	0
Aggravated Assault	142	117	67	4
Simple Assault	354	236	152	12
Intimidation	319	173	61	7
Stalking	15	7	5	0
Commercial Sex Acts	0	0	0	0
Involuntary Servitude	0	0	0	0
Crimes Against Property				
Arson	2	0	0	0
Bribery	0	0	0	0
Burglary	110	15	11	0
Counterfeiting/Forgery	32	14	14	0
Destruction/Damage/Vandalism	158	38	14	2
Embezzlement	18	12	10	0
Extortion/Blackmail	1	1	1	0
Fraud - False Pretenses	75	24	21	0
Fraud - Credit Card/ATM	38	5	2	0
Fraud - Impersonation	34	12	7	1
Fraud - Welfare	0	0	0	0
Fraud - Wire	1	0	0	0
Motor Vehicle Theft	37	17	12	1
Robbery	5	1	1	0
Stolen Property Offenses	1	1	1	0
Theft - Pocket-picking	2	1	1	0
Theft - Purse Snatching	0	0	0	0
Theft - Shoplifting	374	289	278	37
Theft From Building	196	45	25	2
Theft From Coin Machine	2	0	0	0
Theft From Motor Vehicle	100	18	10	4
Theft of Motor Vehicle Parts	29	4	4	0
Theft - All Other Larceny	141	39	35	1
Crimes Against Society				
Drug/Narcotic Violations	147	143	132	11
Drug/Narcotic Equipment Violations	123	115	82	2
Gambling - Betting/Wagering	0	0	0	0
Gambling - Operating/Promoting	0	0	0	0
Gambling - Equipment Violations	0	0	0	0
Gambling - Sports Tampering	0	0	0	0
Pornography/Obscene Material	4	0	0	0
Prostitution	0	0	0	0
Prostitution Assisting/Promoting	0	0	0	0
Purchasing Prostitution	0	0	0	0
Weapon Law Violations	15	12	10	0
Total Group A Offenses	2,512	1,348	960	84



2014 Population Estimate 1,430

Offense Overview

Offense Total 68
Number Cleared 33
Percent Cleared 48.53 %

Group A Crimes per 100,000 population 4,755.2

Arrest Overview

Total Arrests 41
Adult Arrests 39
Juvenile Arrests 2
Unknown Age 0

Arrests per 100,000 population 2,867.1

Average number offenses/incident 1.17

Domestic Violence Victims		
Offense	Reported	Cleared
Murder	0	0
Aggravated Assault	1	1
Simple Assault	9	9
Intimidation	2	1
Stalking	0	0
Forcible Rape	0	0
Forcible Sodomy	0	0
Sexual Assault W/Object	0	0
Forcible Fondling	0	0
Incest	0	0
Statutory Rape	0	0
Kidnapping/Abduction	0	0
Total	12	11

TIBRS Group B Arrests		
Offense	Adult	Juvenile
Bad Checks	0	0
Curfew/Vagrancy	0	0
Disorderly Conduct	0	0
DUI	9	0
Drunkenness	3	0
Family-Non Violent	0	0
Liquor Law Violations	0	0
Peeping Tom	0	0
Trespass	0	0
All Other Offenses	3	0
Total Group B	15	0

TIBRS Group A Offenses	Offenses		Arrests	
	Reported	Cleared	Adult	Juvenile
Crimes Against Persons				
Murder	0	0	0	0
Negligent Manslaughter	0	0	0	0
Kidnapping/Abduction	0	0	0	0
Forcible Rape	0	0	0	0
Forcible Sodomy	0	0	0	0
Sexual Assault W/Object	0	0	0	0
Forcible Fondling	0	0	0	0
Incest	0	0	0	0
Statutory Rape	0	0	0	0
Aggravated Assault	6	6	2	1
Simple Assault	11	9	9	0
Intimidation	4	1	1	0
Stalking	0	0	0	0
Commercial Sex Acts	0	0	0	0
Involuntary Servitude	0	0	0	0
Crimes Against Property				
Arson	0	0	0	0
Bribery	0	0	0	0
Burglary	3	0	0	0
Counterfeiting/Forgery	2	1	2	0
Destruction/Damage/Vandalism	11	4	0	0
Embezzlement	1	0	0	0
Extortion/Blackmail	0	0	0	0
Fraud - False Pretenses	3	0	0	0
Fraud - Credit Card/ATM	2	0	0	0
Fraud - Impersonation	0	0	0	0
Fraud - Welfare	0	0	0	0
Fraud - Wire	0	0	0	0
Motor Vehicle Theft	1	0	0	0
Robbery	1	1	2	0
Stolen Property Offenses	0	0	0	0
Theft - Pocket-picking	0	0	0	0
Theft - Purse Snatching	1	0	0	0
Theft - Shoplifting	4	2	2	0
Theft From Building	2	0	0	0
Theft From Coin Machine	0	0	0	0
Theft From Motor Vehicle	5	0	0	0
Theft of Motor Vehicle Parts	0	0	0	0
Theft - All Other Larceny	3	1	1	0
Crimes Against Society				
Drug/Narcotic Violations	6	6	5	1
Drug/Narcotic Equipment Violations	2	2	0	0
Gambling - Betting/Wagering	0	0	0	0
Gambling - Operating/Promoting	0	0	0	0
Gambling - Equipment Violations	0	0	0	0
Gambling - Sports Tampering	0	0	0	0
Pornography/Obscene Material	0	0	0	0
Prostitution	0	0	0	0
Prostitution Assisting/Promoting	0	0	0	0
Purchasing Prostitution	0	0	0	0
Weapon Law Violations	0	0	0	0
Total Group A Offenses	68	33	24	2



2014 Population Estimate 2,908

Offense Overview

Offense Total 160
Number Cleared 103
Percent Cleared 64.38 %

Group A Crimes per 100,000 population 5,502.1

Arrest Overview

Total Arrests 149
Adult Arrests 134
Juvenile Arrests 15
Unknown Age 0

Arrests per 100,000 population 5,123.8

Average number offenses/incident 1.13

Domestic Violence Victims		
Offense	Reported	Cleared
Murder	0	0
Aggravated Assault	1	0
Simple Assault	17	14
Intimidation	1	1
Stalking	0	0
Forcible Rape	0	0
Forcible Sodomy	0	0
Sexual Assault W/Object	0	0
Forcible Fondling	2	0
Incest	0	0
Statutory Rape	0	0
Kidnapping/Abduction	0	0
Total	21	15

TIBRS Group B Arrests		
Offense	Adult	Juvenile
Bad Checks	0	0
Curfew/Vagrancy	0	0
Disorderly Conduct	5	1
DUI	18	0
Drunkenness	9	1
Family-Non Violent	0	0
Liquor Law Violations	6	3
Peeping Tom	0	0
Trespass	2	0
All Other Offenses	6	0
Total Group B	46	5

TIBRS Group A Offenses	Offenses		Arrests	
	Reported	Cleared	Adult	Juvenile
Crimes Against Persons				
Murder	0	0	0	0
Negligent Manslaughter	0	0	0	0
Kidnapping/Abduction	0	0	0	0
Forcible Rape	0	0	0	0
Forcible Sodomy	0	0	0	0
Sexual Assault W/Object	0	0	0	0
Forcible Fondling	2	0	0	0
Incest	0	0	0	0
Statutory Rape	0	0	0	0
Aggravated Assault	7	5	4	0
Simple Assault	26	21	18	1
Intimidation	4	2	2	0
Stalking	1	1	1	0
Commercial Sex Acts	0	0	0	0
Involuntary Servitude	0	0	0	0
Crimes Against Property				
Arson	0	0	0	0
Bribery	0	0	0	0
Burglary	12	0	0	0
Counterfeiting/Forgery	0	0	0	0
Destruction/Damage/Vandalism	19	4	3	0
Embezzlement	0	0	0	0
Extortion/Blackmail	0	0	0	0
Fraud - False Pretenses	4	1	1	0
Fraud - Credit Card/ATM	2	2	2	4
Fraud - Impersonation	0	0	0	0
Fraud - Welfare	0	0	0	0
Fraud - Wire	0	0	0	0
Motor Vehicle Theft	1	1	1	0
Robbery	3	2	3	0
Stolen Property Offenses	0	0	0	0
Theft - Pocket-picking	0	0	0	0
Theft - Purse Snatching	0	0	0	0
Theft - Shoplifting	11	10	10	0
Theft From Building	4	0	0	0
Theft From Coin Machine	0	0	0	0
Theft From Motor Vehicle	4	0	0	0
Theft of Motor Vehicle Parts	0	0	0	0
Theft - All Other Larceny	8	3	3	2
Crimes Against Society				
Drug/Narcotic Violations	38	37	35	3
Drug/Narcotic Equipment Violations	13	13	5	0
Gambling - Betting/Wagering	0	0	0	0
Gambling - Operating/Promoting	0	0	0	0
Gambling - Equipment Violations	0	0	0	0
Gambling - Sports Tampering	0	0	0	0
Pornography/Obscene Material	0	0	0	0
Prostitution	0	0	0	0
Prostitution Assisting/Promoting	0	0	0	0
Purchasing Prostitution	0	0	0	0
Weapon Law Violations	1	1	0	0
Total Group A Offenses	160	103	88	10



2014 Population Estimate 5,068

Offense Overview

Offense Total 448
Number Cleared 221
Percent Cleared 49.33 %

Group A Crimes per 100,000 population 8,839.8

Arrest Overview

Total Arrests 468
Adult Arrests 444
Juvenile Arrests 24
Unknown Age 0

Arrests per 100,000 population 9,234.4

Average number offenses/incident 1.12

Domestic Violence Victims		
Offense	Reported	Cleared
Murder	0	0
Aggravated Assault	6	5
Simple Assault	41	35
Intimidation	6	3
Stalking	3	2
Forcible Rape	1	0
Forcible Sodomy	0	0
Sexual Assault W/Object	0	0
Forcible Fondling	0	0
Incest	0	0
Statutory Rape	0	0
Kidnapping/Abduction	1	1
Total	58	46

TIBRS Group B Arrests		
Offense	Adult	Juvenile
Bad Checks	0	0
Curfew/Vagrancy	0	7
Disorderly Conduct	14	0
DUI	18	1
Drunkenness	41	1
Family-Non Violent	2	0
Liquor Law Violations	3	1
Peeping Tom	0	0
Trespass	5	0
All Other Offenses	152	5
Total Group B	235	15

TIBRS Group A Offenses	Offenses		Arrests	
	Reported	Cleared	Adult	Juvenile
Crimes Against Persons				
Murder	1	1	1	0
Negligent Manslaughter	0	0	0	0
Kidnapping/Abduction	2	2	5	0
Forcible Rape	4	1	1	0
Forcible Sodomy	0	0	0	0
Sexual Assault W/Object	0	0	0	0
Forcible Fondling	0	0	0	0
Incest	0	0	0	0
Statutory Rape	0	0	0	0
Aggravated Assault	14	12	12	0
Simple Assault	64	50	47	0
Intimidation	11	4	3	1
Stalking	3	2	2	0
Commercial Sex Acts	0	0	0	0
Involuntary Servitude	0	0	0	0
Crimes Against Property				
Arson	1	0	0	0
Bribery	0	0	0	0
Burglary	48	4	5	0
Counterfeiting/Forgery	17	5	6	0
Destruction/Damage/Vandalism	54	14	14	1
Embezzlement	4	3	3	0
Extortion/Blackmail	0	0	0	0
Fraud - False Pretenses	8	5	3	0
Fraud - Credit Card/ATM	3	1	1	0
Fraud - Impersonation	6	4	2	1
Fraud - Welfare	0	0	0	0
Fraud - Wire	0	0	0	0
Motor Vehicle Theft	15	3	3	0
Robbery	2	2	2	0
Stolen Property Offenses	0	0	0	0
Theft - Pocket-picking	1	0	0	0
Theft - Purse Snatching	0	0	0	0
Theft - Shoplifting	52	46	48	3
Theft From Building	32	8	7	2
Theft From Coin Machine	0	0	0	0
Theft From Motor Vehicle	21	2	1	0
Theft of Motor Vehicle Parts	5	0	0	0
Theft - All Other Larceny	32	7	6	0
Crimes Against Society				
Drug/Narcotic Violations	19	18	16	1
Drug/Narcotic Equipment Violations	21	19	14	0
Gambling - Betting/Wagering	0	0	0	0
Gambling - Operating/Promoting	0	0	0	0
Gambling - Equipment Violations	0	0	0	0
Gambling - Sports Tampering	0	0	0	0
Pornography/Obscene Material	0	0	0	0
Prostitution	0	0	0	0
Prostitution Assisting/Promoting	0	0	0	0
Purchasing Prostitution	0	0	0	0
Weapon Law Violations	8	8	7	0
Total Group A Offenses	448	221	209	9



2014 Population Estimate	2,281
Offense Overview	
Offense Total	109
Number Cleared	49
Percent Cleared	44.95 %
Group A Crimes per 100,000 population	4,778.6
Arrest Overview	
Total Arrests	45
Adult Arrests	42
Juvenile Arrests	3
Unknown Age	0
Arrests per 100,000 population	1,972.8
Average number offenses/incident	1.20

Domestic Violence Victims		
Offense	Reported	Cleared
Murder	0	0
Aggravated Assault	5	4
Simple Assault	14	7
Intimidation	2	0
Stalking	0	0
Forcible Rape	0	0
Forcible Sodomy	0	0
Sexual Assault W/Object	0	0
Forcible Fondling	0	0
Incest	0	0
Statutory Rape	0	0
Kidnapping/Abduction	0	0
Total	21	11

TIBRS Group B Arrests		
Offense	Adult	Juvenile
Bad Checks	0	0
Curfew/Vagrancy	0	0
Disorderly Conduct	4	1
DUI	3	0
Drunkenness	2	0
Family-Non Violent	0	0
Liquor Law Violations	1	0
Peeping Tom	0	0
Trespass	1	0
All Other Offenses	1	0
Total Group B	12	1

TIBRS Group A Offenses	Offenses		Arrests	
	Reported	Cleared	Adult	Juvenile
Crimes Against Persons				
Murder	0	0	0	0
Negligent Manslaughter	0	0	0	0
Kidnapping/Abduction	0	0	0	0
Forcible Rape	0	0	0	0
Forcible Sodomy	0	0	0	0
Sexual Assault W/Object	0	0	0	0
Forcible Fondling	0	0	0	0
Incest	0	0	0	0
Statutory Rape	0	0	0	0
Aggravated Assault	10	7	4	0
Simple Assault	21	10	10	1
Intimidation	2	0	0	0
Stalking	0	0	0	0
Commercial Sex Acts	0	0	0	0
Involuntary Servitude	0	0	0	0
Crimes Against Property				
Arson	0	0	0	0
Bribery	0	0	0	0
Burglary	10	1	2	0
Counterfeiting/Forgery	8	8	4	0
Destruction/Damage/Vandalism	15	3	2	1
Embezzlement	0	0	0	0
Extortion/Blackmail	0	0	0	0
Fraud - False Pretenses	10	9	0	0
Fraud - Credit Card/ATM	2	1	1	0
Fraud - Impersonation	0	0	0	0
Fraud - Welfare	0	0	0	0
Fraud - Wire	0	0	0	0
Motor Vehicle Theft	0	0	0	0
Robbery	0	0	0	0
Stolen Property Offenses	0	0	0	0
Theft - Pocket-picking	0	0	0	0
Theft - Purse Snatching	0	0	0	0
Theft - Shoplifting	0	0	0	0
Theft From Building	10	0	0	0
Theft From Coin Machine	0	0	0	0
Theft From Motor Vehicle	3	0	0	0
Theft of Motor Vehicle Parts	0	0	0	0
Theft - All Other Larceny	8	0	0	0
Crimes Against Society				
Drug/Narcotic Violations	4	4	4	0
Drug/Narcotic Equipment Violations	5	5	2	0
Gambling - Betting/Wagering	0	0	0	0
Gambling - Operating/Promoting	0	0	0	0
Gambling - Equipment Violations	0	0	0	0
Gambling - Sports Tampering	0	0	0	0
Pornography/Obscene Material	0	0	0	0
Prostitution	0	0	0	0
Prostitution Assisting/Promoting	0	0	0	0
Purchasing Prostitution	0	0	0	0
Weapon Law Violations	1	1	1	0
Total Group A Offenses	109	49	30	2



2014 Population Estimate **16,839**

Offense Overview

Offense Total 3,143

Number Cleared 1,124

Percent Cleared 35.76 %

Group A Crimes per 100,000
population 18,665.0

Arrest Overview

Total Arrests 1,972

Adult Arrests 1,790

Juvenile Arrests 182

Unknown Age 0

Arrests per 100,000 population 11,710.9

Average number offenses/incident 1.17

Domestic Violence Victims		
Offense	Reported	Cleared
Murder	0	0
Aggravated Assault	104	94
Simple Assault	364	179
Intimidation	32	5
Stalking	0	0
Forcible Rape	5	1
Forcible Sodomy	1	0
Sexual Assault W/Object	0	0
Forcible Fondling	5	1
Incest	0	0
Statutory Rape	1	0
Kidnapping/Abduction	9	8
Total	521	288

TIBRS Group B Arrests		
Offense	Adult	Juvenile
Bad Checks	0	0
Curfew/Vagrancy	0	6
Disorderly Conduct	44	18
DUI	81	0
Drunkenness	101	5
Family-Non Violent	1	0
Liquor Law Violations	34	6
Peeping Tom	0	0
Trespass	32	1
All Other Offenses	638	51
Total Group B	931	87

TIBRS Group A Offenses	Offenses		Arrests	
	Reported	Cleared	Adult	Juvenile
Crimes Against Persons				
Murder	0	0	0	0
Negligent Manslaughter	0	0	0	0
Kidnapping/Abduction	9	8	0	0
Forcible Rape	7	1	1	0
Forcible Sodomy	2	0	0	0
Sexual Assault W/Object	0	0	0	0
Forcible Fondling	16	3	2	1
Incest	0	0	0	0
Statutory Rape	4	0	0	0
Aggravated Assault	230	159	98	6
Simple Assault	637	243	180	21
Intimidation	100	13	12	1
Stalking	6	0	0	0
Commercial Sex Acts	0	0	0	0
Involuntary Servitude	0	0	0	0
Crimes Against Property				
Arson	10	4	4	0
Bribery	0	0	0	0
Burglary	263	36	28	1
Counterfeiting/Forgery	46	11	5	0
Destruction/Damage/Vandalism	318	60	23	12
Embezzlement	13	6	6	0
Extortion/Blackmail	0	0	0	0
Fraud - False Pretenses	87	19	13	1
Fraud - Credit Card/ATM	30	3	3	0
Fraud - Impersonation	45	27	13	2
Fraud - Welfare	0	0	0	0
Fraud - Wire	0	0	0	0
Motor Vehicle Theft	47	17	8	1
Robbery	14	4	4	0
Stolen Property Offenses	1	1	0	0
Theft - Pocket-picking	0	0	0	0
Theft - Purse Snatching	0	0	0	0
Theft - Shoplifting	366	244	253	24
Theft From Building	169	30	25	7
Theft From Coin Machine	2	0	0	0
Theft From Motor Vehicle	213	10	7	1
Theft of Motor Vehicle Parts	57	4	6	0
Theft - All Other Larceny	196	27	19	4
Crimes Against Society				
Drug/Narcotic Violations	165	115	93	11
Drug/Narcotic Equipment Violations	67	59	29	2
Gambling - Betting/Wagering	1	1	12	0
Gambling - Operating/Promoting	1	1	2	0
Gambling - Equipment Violations	0	0	0	0
Gambling - Sports Tampering	0	0	0	0
Pornography/Obscene Material	0	0	0	0
Prostitution	0	0	0	0
Prostitution Assisting/Promoting	2	2	2	0
Purchasing Prostitution	0	0	0	0
Weapon Law Violations	19	16	11	0
Total Group A Offenses	3,143	1,124	859	95



2014 Population Estimate	629
Offense Overview	
Offense Total	11
Number Cleared	0
Percent Cleared	0.00 %
Group A Crimes per 100,000 population	1,748.8
Arrest Overview	
Total Arrests	1
Adult Arrests	1
Juvenile Arrests	0
Unknown Age	0
Arrests per 100,000 population	159.0
Average number offenses/incident	1.10

Domestic Violence Victims		
Offense	Reported	Cleared
Murder	0	0
Aggravated Assault	3	0
Simple Assault	2	0
Intimidation	0	0
Stalking	0	0
Forcible Rape	0	0
Forcible Sodomy	0	0
Sexual Assault W/Object	0	0
Forcible Fondling	0	0
Incest	0	0
Statutory Rape	0	0
Kidnapping/Abduction	0	0
Total	5	0

TIBRS Group B Arrests		
Offense	Adult	Juvenile
Bad Checks	0	0
Curfew/Vagrancy	0	0
Disorderly Conduct	0	0
DUI	0	0
Drunkenness	0	0
Family-Non Violent	0	0
Liquor Law Violations	0	0
Peeping Tom	0	0
Trespass	0	0
All Other Offenses	1	0
Total Group B	1	0

TIBRS Group A Offenses	Offenses		Arrests	
	Reported	Cleared	Adult	Juvenile
Crimes Against Persons				
Murder	0	0	0	0
Negligent Manslaughter	0	0	0	0
Kidnapping/Abduction	0	0	0	0
Forcible Rape	0	0	0	0
Forcible Sodomy	0	0	0	0
Sexual Assault W/Object	0	0	0	0
Forcible Fondling	0	0	0	0
Incest	0	0	0	0
Statutory Rape	0	0	0	0
Aggravated Assault	3	0	0	0
Simple Assault	2	0	0	0
Intimidation	0	0	0	0
Stalking	0	0	0	0
Commercial Sex Acts	0	0	0	0
Involuntary Servitude	0	0	0	0
Crimes Against Property				
Arson	0	0	0	0
Bribery	0	0	0	0
Burglary	0	0	0	0
Counterfeiting/Forgery	0	0	0	0
Destruction/Damage/Vandalism	1	0	0	0
Embezzlement	0	0	0	0
Extortion/Blackmail	0	0	0	0
Fraud - False Pretenses	0	0	0	0
Fraud - Credit Card/ATM	0	0	0	0
Fraud - Impersonation	0	0	0	0
Fraud - Welfare	0	0	0	0
Fraud - Wire	0	0	0	0
Motor Vehicle Theft	0	0	0	0
Robbery	0	0	0	0
Stolen Property Offenses	0	0	0	0
Theft - Pocket-picking	0	0	0	0
Theft - Purse Snatching	0	0	0	0
Theft - Shoplifting	0	0	0	0
Theft From Building	1	0	0	0
Theft From Coin Machine	0	0	0	0
Theft From Motor Vehicle	0	0	0	0
Theft of Motor Vehicle Parts	0	0	0	0
Theft - All Other Larceny	1	0	0	0
Crimes Against Society				
Drug/Narcotic Violations	2	0	0	0
Drug/Narcotic Equipment Violations	1	0	0	0
Gambling - Betting/Wagering	0	0	0	0
Gambling - Operating/Promoting	0	0	0	0
Gambling - Equipment Violations	0	0	0	0
Gambling - Sports Tampering	0	0	0	0
Pornography/Obscene Material	0	0	0	0
Prostitution	0	0	0	0
Prostitution Assisting/Promoting	0	0	0	0
Purchasing Prostitution	0	0	0	0
Weapon Law Violations	0	0	0	0
Total Group A Offenses	11	0	0	0



East Ridge Police Department - 2015

2014 Population Estimate 21,317

Offense Overview

Offense Total 2,208
Number Cleared 696
Percent Cleared 31.52 %

Group A Crimes per 100,000 population 10,357.9

Arrest Overview

Total Arrests 1,101
Adult Arrests 1,067
Juvenile Arrests 34
Unknown Age 0

Arrests per 100,000 population 5,164.9

Average number offenses/incident 1.14

Domestic Violence Victims		
Offense	Reported	Cleared
Murder	0	0
Aggravated Assault	51	38
Simple Assault	271	132
Intimidation	16	3
Stalking	7	6
Forcible Rape	1	1
Forcible Sodomy	0	0
Sexual Assault W/Object	0	0
Forcible Fondling	6	0
Incest	0	0
Statutory Rape	0	0
Kidnapping/Abduction	2	1
Total	354	181

TIBRS Group B Arrests		
Offense	Adult	Juvenile
Bad Checks	21	0
Curfew/Vagrancy	0	1
Disorderly Conduct	12	0
DUI	28	0
Drunkenness	49	0
Family-Non Violent	2	0
Liquor Law Violations	2	0
Peeping Tom	0	0
Trespass	15	0
All Other Offenses	400	4
Total Group B	529	5

TIBRS Group A Offenses	Offenses		Arrests	
	Reported	Cleared	Adult	Juvenile
Crimes Against Persons				
Murder	1	1	3	0
Negligent Manslaughter	0	0	0	0
Kidnapping/Abduction	7	4	6	1
Forcible Rape	7	1	0	0
Forcible Sodomy	1	0	0	0
Sexual Assault W/Object	0	0	0	0
Forcible Fondling	14	1	1	0
Incest	0	0	0	0
Statutory Rape	1	0	0	0
Aggravated Assault	119	70	50	4
Simple Assault	364	158	135	11
Intimidation	45	7	6	0
Stalking	8	6	5	0
Commercial Sex Acts	0	0	0	0
Involuntary Servitude	0	0	0	0
Crimes Against Property				
Arson	3	1	0	0
Bribery	0	0	0	0
Burglary	223	26	19	2
Counterfeiting/Forgery	63	24	30	0
Destruction/Damage/Vandalism	49	16	9	2
Embezzlement	13	9	8	0
Extortion/Blackmail	0	0	0	0
Fraud - False Pretenses	96	25	19	0
Fraud - Credit Card/ATM	21	3	1	1
Fraud - Impersonation	31	12	7	0
Fraud - Welfare	0	0	0	0
Fraud - Wire	0	0	0	0
Motor Vehicle Theft	136	20	18	1
Robbery	40	7	4	0
Stolen Property Offenses	36	36	36	0
Theft - Pocket-picking	0	0	0	0
Theft - Purse Snatching	1	0	0	0
Theft - Shoplifting	84	31	32	0
Theft From Building	225	22	21	0
Theft From Coin Machine	2	1	1	0
Theft From Motor Vehicle	220	9	7	1
Theft of Motor Vehicle Parts	92	2	0	0
Theft - All Other Larceny	106	8	6	0
Crimes Against Society				
Drug/Narcotic Violations	89	89	73	2
Drug/Narcotic Equipment Violations	88	85	34	1
Gambling - Betting/Wagering	0	0	0	0
Gambling - Operating/Promoting	0	0	0	0
Gambling - Equipment Violations	0	0	0	0
Gambling - Sports Tampering	0	0	0	0
Pornography/Obscene Material	1	0	0	0
Prostitution	0	0	0	0
Prostitution Assisting/Promoting	0	0	0	0
Purchasing Prostitution	0	0	0	0
Weapon Law Violations	22	22	7	3
Total Group A Offenses	2,208	696	538	29



2014 Population Estimate **14,271**

Offense Overview

Offense Total 1,852

Number Cleared 802

Percent Cleared 43.30 %

Group A Crimes per 100,000 population 12,977.4

Arrest Overview

Total Arrests 977

Adult Arrests 929

Juvenile Arrests 48

Unknown Age 0

Arrests per 100,000 population 6,846.1

Average number offenses/incident 1.22

Domestic Violence Victims		
Offense	Reported	Cleared
Murder	0	0
Aggravated Assault	13	10
Simple Assault	116	61
Intimidation	43	3
Stalking	0	0
Forcible Rape	1	1
Forcible Sodomy	0	0
Sexual Assault W/Object	0	0
Forcible Fondling	0	0
Incest	0	0
Statutory Rape	1	1
Kidnapping/Abduction	0	0
Total	174	76

TIBRS Group B Arrests		
Offense	Adult	Juvenile
Bad Checks	3	0
Curfew/Vagrancy	0	0
Disorderly Conduct	9	0
DUI	68	0
Drunkenness	51	1
Family-Non Violent	4	0
Liquor Law Violations	5	2
Peeping Tom	0	0
Trespass	22	3
All Other Offenses	153	5
Total Group B	315	11

TIBRS Group A Offenses	Offenses		Arrests	
	Reported	Cleared	Adult	Juvenile
Crimes Against Persons				
Murder	0	0	0	0
Negligent Manslaughter	0	0	0	0
Kidnapping/Abduction	1	0	0	0
Forcible Rape	4	3	1	1
Forcible Sodomy	0	0	0	0
Sexual Assault W/Object	2	2	2	0
Forcible Fondling	1	1	1	0
Incest	0	0	0	0
Statutory Rape	3	3	3	0
Aggravated Assault	47	34	21	0
Simple Assault	198	80	67	1
Intimidation	195	17	12	1
Stalking	0	0	0	0
Commercial Sex Acts	0	0	0	0
Involuntary Servitude	0	0	0	0
Crimes Against Property				
Arson	1	0	0	0
Bribery	0	0	0	0
Burglary	83	13	8	3
Counterfeiting/Forgery	42	21	5	0
Destruction/Damage/Vandalism	153	34	15	3
Embezzlement	7	7	6	0
Extortion/Blackmail	0	0	0	0
Fraud - False Pretenses	50	24	6	0
Fraud - Credit Card/ATM	41	25	9	0
Fraud - Impersonation	21	16	7	1
Fraud - Welfare	0	0	0	0
Fraud - Wire	1	0	0	0
Motor Vehicle Theft	19	7	6	0
Robbery	4	1	1	0
Stolen Property Offenses	2	1	1	0
Theft - Pocket-picking	1	0	0	0
Theft - Purse Snatching	1	0	0	0
Theft - Shoplifting	359	248	263	22
Theft From Building	20	2	1	0
Theft From Coin Machine	1	0	0	0
Theft From Motor Vehicle	107	18	16	0
Theft of Motor Vehicle Parts	7	0	0	0
Theft - All Other Larceny	267	41	28	1
Crimes Against Society				
Drug/Narcotic Violations	126	119	112	4
Drug/Narcotic Equipment Violations	74	71	19	0
Gambling - Betting/Wagering	0	0	0	0
Gambling - Operating/Promoting	0	0	0	0
Gambling - Equipment Violations	0	0	0	0
Gambling - Sports Tampering	0	0	0	0
Pornography/Obscene Material	2	2	2	0
Prostitution	0	0	0	0
Prostitution Assisting/Promoting	0	0	0	0
Purchasing Prostitution	0	0	0	0
Weapon Law Violations	12	12	2	0
Total Group A Offenses	1,852	802	614	37



2014 Population Estimate 565

Offense Overview

Offense Total 0

Number Cleared 0

Percent Cleared 0.00 %

Group A Crimes per 100,000 population 0.0

Arrest Overview

Total Arrests 0

Adult Arrests 0

Juvenile Arrests 0

Unknown Age 0

Arrests per 100,000 population 0.0

Average number offenses/incident 0.00

Domestic Violence Victims		
Offense	Reported	Cleared
Murder	0	0
Aggravated Assault	0	0
Simple Assault	0	0
Intimidation	0	0
Stalking	0	0
Forcible Rape	0	0
Forcible Sodomy	0	0
Sexual Assault W/Object	0	0
Forcible Fondling	0	0
Incest	0	0
Statutory Rape	0	0
Kidnapping/Abduction	0	0
Total	0	0

TIBRS Group B Arrests		
Offense	Adult	Juvenile
Bad Checks	0	0
Curfew/Vagrancy	0	0
Disorderly Conduct	0	0
DUI	0	0
Drunkenness	0	0
Family-Non Violent	0	0
Liquor Law Violations	0	0
Peeping Tom	0	0
Trespass	0	0
All Other Offenses	0	0
Total Group B	0	0

TIBRS Group A Offenses	Offenses		Arrests	
	Reported	Cleared	Adult	Juvenile
Crimes Against Persons				
Murder	0	0	0	0
Negligent Manslaughter	0	0	0	0
Kidnapping/Abduction	0	0	0	0
Forcible Rape	0	0	0	0
Forcible Sodomy	0	0	0	0
Sexual Assault W/Object	0	0	0	0
Forcible Fondling	0	0	0	0
Incest	0	0	0	0
Statutory Rape	0	0	0	0
Aggravated Assault	0	0	0	0
Simple Assault	0	0	0	0
Intimidation	0	0	0	0
Stalking	0	0	0	0
Commercial Sex Acts	0	0	0	0
Involuntary Servitude	0	0	0	0
Crimes Against Property				
Arson	0	0	0	0
Bribery	0	0	0	0
Burglary	0	0	0	0
Counterfeiting/Forgery	0	0	0	0
Destruction/Damage/Vandalism	0	0	0	0
Embezzlement	0	0	0	0
Extortion/Blackmail	0	0	0	0
Fraud - False Pretenses	0	0	0	0
Fraud - Credit Card/ATM	0	0	0	0
Fraud - Impersonation	0	0	0	0
Fraud - Welfare	0	0	0	0
Fraud - Wire	0	0	0	0
Motor Vehicle Theft	0	0	0	0
Robbery	0	0	0	0
Stolen Property Offenses	0	0	0	0
Theft - Pocket-picking	0	0	0	0
Theft - Purse Snatching	0	0	0	0
Theft - Shoplifting	0	0	0	0
Theft From Building	0	0	0	0
Theft From Coin Machine	0	0	0	0
Theft From Motor Vehicle	0	0	0	0
Theft of Motor Vehicle Parts	0	0	0	0
Theft - All Other Larceny	0	0	0	0
Crimes Against Society				
Drug/Narcotic Violations	0	0	0	0
Drug/Narcotic Equipment Violations	0	0	0	0
Gambling - Betting/Wagering	0	0	0	0
Gambling - Operating/Promoting	0	0	0	0
Gambling - Equipment Violations	0	0	0	0
Gambling - Sports Tampering	0	0	0	0
Pornography/Obscene Material	0	0	0	0
Prostitution	0	0	0	0
Prostitution Assisting/Promoting	0	0	0	0
Purchasing Prostitution	0	0	0	0
Weapon Law Violations	0	0	0	0
Total Group A Offenses	0	0	0	0



Englewood Police Department - 2015

2014 Population Estimate 1,532

Offense Overview

Offense Total 284
 Number Cleared 214
 Percent Cleared 75.35 %
 Group A Crimes per 100,000 population 18,537.9

Arrest Overview

Total Arrests 217
 Adult Arrests 197
 Juvenile Arrests 20
 Unknown Age 0
 Arrests per 100,000 population 14,164.5
 Average number offenses/incident 1.29

Domestic Violence Victims		
Offense	Reported	Cleared
Murder	0	0
Aggravated Assault	5	4
Simple Assault	31	28
Intimidation	1	0
Stalking	0	0
Forcible Rape	0	0
Forcible Sodomy	0	0
Sexual Assault W/Object	1	0
Forcible Fondling	0	0
Incest	0	0
Statutory Rape	0	0
Kidnapping/Abduction	0	0
Total	38	32

TIBRS Group B Arrests		
Offense	Adult	Juvenile
Bad Checks	0	0
Curfew/Vagrancy	0	3
Disorderly Conduct	0	0
DUI	17	0
Drunkenness	1	0
Family-Non Violent	0	0
Liquor Law Violations	9	0
Peeping Tom	0	0
Trespass	4	0
All Other Offenses	5	0
Total Group B	36	3

TIBRS Group A Offenses	Offenses		Arrests	
	Reported	Cleared	Adult	Juvenile
Crimes Against Persons				
Murder	0	0	0	0
Negligent Manslaughter	0	0	0	0
Kidnapping/Abduction	0	0	0	0
Forcible Rape	0	0	0	0
Forcible Sodomy	0	0	0	0
Sexual Assault W/Object	1	0	0	0
Forcible Fondling	1	0	0	0
Incest	0	0	0	0
Statutory Rape	0	0	0	0
Aggravated Assault	14	7	7	0
Simple Assault	38	33	25	2
Intimidation	3	0	0	0
Stalking	0	0	0	0
Commercial Sex Acts	0	0	0	0
Involuntary Servitude	0	0	0	0
Crimes Against Property				
Arson	0	0	0	0
Bribery	1	1	1	0
Burglary	15	2	2	0
Counterfeiting/Forgery	2	2	3	0
Destruction/Damage/Vandalism	18	7	0	12
Embezzlement	0	0	0	0
Extortion/Blackmail	0	0	0	0
Fraud - False Pretenses	1	0	0	0
Fraud - Credit Card/ATM	2	2	2	0
Fraud - Impersonation	4	4	3	0
Fraud - Welfare	0	0	0	0
Fraud - Wire	0	0	0	0
Motor Vehicle Theft	4	2	5	0
Robbery	1	1	1	1
Stolen Property Offenses	1	1	1	0
Theft - Pocket-picking	0	0	0	0
Theft - Purse Snatching	0	0	0	0
Theft - Shoplifting	2	1	0	0
Theft From Building	18	10	11	0
Theft From Coin Machine	2	0	0	0
Theft From Motor Vehicle	11	5	3	1
Theft of Motor Vehicle Parts	2	0	0	0
Theft - All Other Larceny	15	8	7	0
Crimes Against Society				
Drug/Narcotic Violations	71	71	76	1
Drug/Narcotic Equipment Violations	56	56	14	0
Gambling - Betting/Wagering	0	0	0	0
Gambling - Operating/Promoting	0	0	0	0
Gambling - Equipment Violations	0	0	0	0
Gambling - Sports Tampering	0	0	0	0
Pornography/Obscene Material	0	0	0	0
Prostitution	0	0	0	0
Prostitution Assisting/Promoting	0	0	0	0
Purchasing Prostitution	0	0	0	0
Weapon Law Violations	1	1	0	0
Total Group A Offenses	284	214	161	17



2014 Population Estimate	1,311
Offense Overview	
Offense Total	121
Number Cleared	64
Percent Cleared	52.89 %
Group A Crimes per 100,000 population	9,229.6
Arrest Overview	
Total Arrests	100
Adult Arrests	98
Juvenile Arrests	2
Unknown Age	0
Arrests per 100,000 population	7,627.8
Average number offenses/incident	1.29

Domestic Violence Victims		
Offense	Reported	Cleared
Murder	0	0
Aggravated Assault	4	4
Simple Assault	5	4
Intimidation	0	0
Stalking	0	0
Forcible Rape	0	0
Forcible Sodomy	0	0
Sexual Assault W/Object	0	0
Forcible Fondling	0	0
Incest	0	0
Statutory Rape	0	0
Kidnapping/Abduction	0	0
Total	9	8

TIBRS Group B Arrests		
Offense	Adult	Juvenile
Bad Checks	0	0
Curfew/Vagrancy	0	0
Disorderly Conduct	11	1
DUI	6	0
Drunkenness	4	0
Family-Non Violent	1	0
Liquor Law Violations	12	1
Peeping Tom	0	0
Trespass	1	0
All Other Offenses	2	0
Total Group B	37	2

TIBRS Group A Offenses	Offenses		Arrests	
	Reported	Cleared	Adult	Juvenile
Crimes Against Persons				
Murder	0	0	0	0
Negligent Manslaughter	0	0	0	0
Kidnapping/Abduction	0	0	0	0
Forcible Rape	0	0	0	0
Forcible Sodomy	0	0	0	0
Sexual Assault W/Object	0	0	0	0
Forcible Fondling	0	0	0	0
Incest	0	0	0	0
Statutory Rape	0	0	0	0
Aggravated Assault	17	17	7	0
Simple Assault	9	7	6	0
Intimidation	4	0	0	0
Stalking	0	0	0	0
Commercial Sex Acts	0	0	0	0
Involuntary Servitude	0	0	0	0
Crimes Against Property				
Arson	0	0	0	0
Bribery	0	0	0	0
Burglary	8	2	3	0
Counterfeiting/Forgery	4	2	3	0
Destruction/Damage/Vandalism	20	4	3	0
Embezzlement	0	0	0	0
Extortion/Blackmail	0	0	0	0
Fraud - False Pretenses	3	1	0	0
Fraud - Credit Card/ATM	2	1	1	0
Fraud - Impersonation	1	0	0	0
Fraud - Welfare	0	0	0	0
Fraud - Wire	0	0	0	0
Motor Vehicle Theft	0	0	0	0
Robbery	0	0	0	0
Stolen Property Offenses	0	0	0	0
Theft - Pocket-picking	3	0	0	0
Theft - Purse Snatching	0	0	0	0
Theft - Shoplifting	5	4	6	0
Theft From Building	14	5	4	0
Theft From Coin Machine	1	1	1	0
Theft From Motor Vehicle	1	0	0	0
Theft of Motor Vehicle Parts	1	0	0	0
Theft - All Other Larceny	5	1	1	0
Crimes Against Society				
Drug/Narcotic Violations	13	11	17	0
Drug/Narcotic Equipment Violations	7	6	8	0
Gambling - Betting/Wagering	0	0	0	0
Gambling - Operating/Promoting	0	0	0	0
Gambling - Equipment Violations	0	0	0	0
Gambling - Sports Tampering	0	0	0	0
Pornography/Obscene Material	0	0	0	0
Prostitution	0	0	0	0
Prostitution Assisting/Promoting	0	0	0	0
Purchasing Prostitution	0	0	0	0
Weapon Law Violations	3	2	1	0
Total Group A Offenses	121	64	61	0



2014 Population Estimate 6,021

Offense Overview

Offense Total 237
Number Cleared 157
Percent Cleared 66.24 %

Group A Crimes per 100,000 population 3,936.2

Arrest Overview

Total Arrests 181
Adult Arrests 132
Juvenile Arrests 49
Unknown Age 0

Arrests per 100,000 population 3,006.1

Average number offenses/incident 1.05

Domestic Violence Victims		
Offense	Reported	Cleared
Murder	1	1
Aggravated Assault	5	5
Simple Assault	37	32
Intimidation	7	3
Stalking	0	0
Forcible Rape	0	0
Forcible Sodomy	1	0
Sexual Assault W/Object	0	0
Forcible Fondling	0	0
Incest	0	0
Statutory Rape	0	0
Kidnapping/Abduction	0	0
Total	51	41

TIBRS Group B Arrests		
Offense	Adult	Juvenile
Bad Checks	0	0
Curfew/Vagrancy	0	2
Disorderly Conduct	3	3
DUI	20	0
Drunkenness	19	0
Family-Non Violent	2	2
Liquor Law Violations	1	2
Peeping Tom	0	0
Trespass	3	0
All Other Offenses	7	9
Total Group B	55	18

TIBRS Group A Offenses	Offenses		Arrests	
	Reported	Cleared	Adult	Juvenile
Crimes Against Persons				
Murder	1	1	0	0
Negligent Manslaughter	0	0	0	0
Kidnapping/Abduction	0	0	0	0
Forcible Rape	0	0	0	0
Forcible Sodomy	1	0	0	0
Sexual Assault W/Object	0	0	0	0
Forcible Fondling	1	1	1	0
Incest	0	0	0	0
Statutory Rape	0	0	0	0
Aggravated Assault	20	19	8	0
Simple Assault	50	43	18	7
Intimidation	17	5	1	0
Stalking	1	0	0	0
Commercial Sex Acts	0	0	0	0
Involuntary Servitude	0	0	0	0
Crimes Against Property				
Arson	0	0	0	0
Bribery	0	0	0	0
Burglary	12	3	4	0
Counterfeiting/Forgery	0	0	0	0
Destruction/Damage/Vandalism	45	22	2	13
Embezzlement	1	1	1	0
Extortion/Blackmail	0	0	0	0
Fraud - False Pretenses	9	8	7	0
Fraud - Credit Card/ATM	0	0	0	0
Fraud - Impersonation	0	0	0	0
Fraud - Welfare	0	0	0	0
Fraud - Wire	0	0	0	0
Motor Vehicle Theft	3	2	2	0
Robbery	0	0	0	0
Stolen Property Offenses	0	0	0	0
Theft - Pocket-picking	0	0	0	0
Theft - Purse Snatching	0	0	0	0
Theft - Shoplifting	7	7	7	0
Theft From Building	15	7	4	0
Theft From Coin Machine	0	0	0	0
Theft From Motor Vehicle	15	6	6	0
Theft of Motor Vehicle Parts	0	0	0	0
Theft - All Other Larceny	15	8	0	7
Crimes Against Society				
Drug/Narcotic Violations	11	11	7	3
Drug/Narcotic Equipment Violations	11	11	7	1
Gambling - Betting/Wagering	0	0	0	0
Gambling - Operating/Promoting	0	0	0	0
Gambling - Equipment Violations	0	0	0	0
Gambling - Sports Tampering	0	0	0	0
Pornography/Obscene Material	0	0	0	0
Prostitution	0	0	0	0
Prostitution Assisting/Promoting	0	0	0	0
Purchasing Prostitution	0	0	0	0
Weapon Law Violations	2	2	2	0
Total Group A Offenses	237	157	77	31



Estill Springs Police Department - 2015

2014 Population Estimate **2,049**

Offense Overview

Offense Total 115

Number Cleared 43

Percent Cleared 37.39 %

Group A Crimes per 100,000 population 5,612.5

Arrest Overview

Total Arrests 50

Adult Arrests 45

Juvenile Arrests 5

Unknown Age 0

Arrests per 100,000 population 2,440.2

Average number offenses/incident 1.13

Domestic Violence Victims		
Offense	Reported	Cleared
Murder	0	0
Aggravated Assault	4	2
Simple Assault	12	8
Intimidation	4	0
Stalking	0	0
Forcible Rape	0	0
Forcible Sodomy	0	0
Sexual Assault W/Object	0	0
Forcible Fondling	0	0
Incest	0	0
Statutory Rape	0	0
Kidnapping/Abduction	0	0
Total	20	10

TIBRS Group B Arrests		
Offense	Adult	Juvenile
Bad Checks	0	0
Curfew/Vagrancy	0	0
Disorderly Conduct	0	0
DUI	7	0
Drunkenness	0	0
Family-Non Violent	0	0
Liquor Law Violations	0	0
Peeping Tom	0	0
Trespass	0	0
All Other Offenses	9	1
Total Group B	16	1

TIBRS Group A Offenses	Offenses		Arrests	
	Reported	Cleared	Adult	Juvenile
Crimes Against Persons				
Murder	0	0	0	0
Negligent Manslaughter	0	0	0	0
Kidnapping/Abduction	0	0	0	0
Forcible Rape	0	0	0	0
Forcible Sodomy	0	0	0	0
Sexual Assault W/Object	0	0	0	0
Forcible Fondling	0	0	0	0
Incest	0	0	0	0
Statutory Rape	0	0	0	0
Aggravated Assault	8	3	1	0
Simple Assault	18	11	7	1
Intimidation	7	0	0	0
Stalking	0	0	0	0
Commercial Sex Acts	0	0	0	0
Involuntary Servitude	0	0	0	0
Crimes Against Property				
Arson	0	0	0	0
Bribery	0	0	0	0
Burglary	7	1	0	1
Counterfeiting/Forgery	0	0	0	0
Destruction/Damage/Vandalism	12	0	0	0
Embezzlement	1	0	0	0
Extortion/Blackmail	0	0	0	0
Fraud - False Pretenses	1	0	0	0
Fraud - Credit Card/ATM	0	0	0	0
Fraud - Impersonation	3	0	0	0
Fraud - Welfare	0	0	0	0
Fraud - Wire	0	0	0	0
Motor Vehicle Theft	5	1	2	0
Robbery	2	0	0	0
Stolen Property Offenses	1	0	0	0
Theft - Pocket-picking	0	0	0	0
Theft - Purse Snatching	0	0	0	0
Theft - Shoplifting	4	2	2	0
Theft From Building	7	0	0	0
Theft From Coin Machine	0	0	0	0
Theft From Motor Vehicle	8	0	0	0
Theft of Motor Vehicle Parts	0	0	0	0
Theft - All Other Larceny	7	2	0	1
Crimes Against Society				
Drug/Narcotic Violations	14	13	10	1
Drug/Narcotic Equipment Violations	10	10	7	0
Gambling - Betting/Wagering	0	0	0	0
Gambling - Operating/Promoting	0	0	0	0
Gambling - Equipment Violations	0	0	0	0
Gambling - Sports Tampering	0	0	0	0
Pornography/Obscene Material	0	0	0	0
Prostitution	0	0	0	0
Prostitution Assisting/Promoting	0	0	0	0
Purchasing Prostitution	0	0	0	0
Weapon Law Violations	0	0	0	0
Total Group A Offenses	115	43	29	4



2014 Population Estimate 470

Offense Overview

Offense Total 32
 Number Cleared 10
 Percent Cleared 31.25 %

Group A Crimes per 100,000 population 6,808.5

Arrest Overview

Total Arrests 14
 Adult Arrests 14
 Juvenile Arrests 0
 Unknown Age 0

Arrests per 100,000 population 2,978.7

Average number offenses/incident 1.23

Domestic Violence Victims		
Offense	Reported	Cleared
Murder	0	0
Aggravated Assault	1	1
Simple Assault	4	2
Intimidation	1	0
Stalking	0	0
Forcible Rape	0	0
Forcible Sodomy	0	0
Sexual Assault W/Object	0	0
Forcible Fondling	0	0
Incest	0	0
Statutory Rape	0	0
Kidnapping/Abduction	0	0
Total	6	3

TIBRS Group B Arrests		
Offense	Adult	Juvenile
Bad Checks	1	0
Curfew/Vagrancy	0	0
Disorderly Conduct	0	0
DUI	2	0
Drunkenness	0	0
Family-Non Violent	0	0
Liquor Law Violations	0	0
Peeping Tom	0	0
Trespass	1	0
All Other Offenses	3	0
Total Group B	7	0

TIBRS Group A Offenses	Offenses		Arrests	
	Reported	Cleared	Adult	Juvenile
Crimes Against Persons				
Murder	0	0	0	0
Negligent Manslaughter	0	0	0	0
Kidnapping/Abduction	0	0	0	0
Forcible Rape	0	0	0	0
Forcible Sodomy	0	0	0	0
Sexual Assault W/Object	0	0	0	0
Forcible Fondling	0	0	0	0
Incest	0	0	0	0
Statutory Rape	0	0	0	0
Aggravated Assault	4	1	1	0
Simple Assault	6	2	2	0
Intimidation	2	0	0	0
Stalking	0	0	0	0
Commercial Sex Acts	0	0	0	0
Involuntary Servitude	0	0	0	0
Crimes Against Property				
Arson	0	0	0	0
Bribery	0	0	0	0
Burglary	3	1	0	0
Counterfeiting/Forgery	0	0	0	0
Destruction/Damage/Vandalism	3	0	0	0
Embezzlement	0	0	0	0
Extortion/Blackmail	0	0	0	0
Fraud - False Pretenses	0	0	0	0
Fraud - Credit Card/ATM	0	0	0	0
Fraud - Impersonation	1	0	0	0
Fraud - Welfare	0	0	0	0
Fraud - Wire	0	0	0	0
Motor Vehicle Theft	0	0	0	0
Robbery	0	0	0	0
Stolen Property Offenses	0	0	0	0
Theft - Pocket-picking	0	0	0	0
Theft - Purse Snatching	0	0	0	0
Theft - Shoplifting	1	0	0	0
Theft From Building	1	1	1	0
Theft From Coin Machine	0	0	0	0
Theft From Motor Vehicle	2	0	0	0
Theft of Motor Vehicle Parts	0	0	0	0
Theft - All Other Larceny	4	0	0	0
Crimes Against Society				
Drug/Narcotic Violations	2	2	2	0
Drug/Narcotic Equipment Violations	2	2	1	0
Gambling - Betting/Wagering	0	0	0	0
Gambling - Operating/Promoting	0	0	0	0
Gambling - Equipment Violations	0	0	0	0
Gambling - Sports Tampering	0	0	0	0
Pornography/Obscene Material	0	0	0	0
Prostitution	0	0	0	0
Prostitution Assisting/Promoting	0	0	0	0
Purchasing Prostitution	0	0	0	0
Weapon Law Violations	1	1	0	0
Total Group A Offenses	32	10	7	0



2014 Population Estimate **3,503**

Offense Overview

Offense Total 325

Number Cleared 157

Percent Cleared 48.31 %

Group A Crimes per 100,000
population 9,277.8

Arrest Overview

Total Arrests 178

Adult Arrests 165

Juvenile Arrests 13

Unknown Age 0

Arrests per 100,000 population 5,081.4

Average number offenses/incident 1.14

Domestic Violence Victims		
Offense	Reported	Cleared
Murder	0	0
Aggravated Assault	2	2
Simple Assault	32	28
Intimidation	3	1
Stalking	0	0
Forcible Rape	1	1
Forcible Sodomy	0	0
Sexual Assault W/Object	0	0
Forcible Fondling	0	0
Incest	0	0
Statutory Rape	0	0
Kidnapping/Abduction	3	3
Total	41	35

TIBRS Group B Arrests		
Offense	Adult	Juvenile
Bad Checks	0	0
Curfew/Vagrancy	0	3
Disorderly Conduct	0	1
DUI	26	0
Drunkenness	13	0
Family-Non Violent	0	0
Liquor Law Violations	0	0
Peeping Tom	0	0
Trespass	4	0
All Other Offenses	5	1
Total Group B	48	5

TIBRS Group A Offenses	Offenses		Arrests	
	Reported	Cleared	Adult	Juvenile
Crimes Against Persons				
Murder	0	0	0	0
Negligent Manslaughter	0	0	0	0
Kidnapping/Abduction	4	3	1	0
Forcible Rape	1	1	0	1
Forcible Sodomy	0	0	0	0
Sexual Assault W/Object	0	0	0	0
Forcible Fondling	0	0	0	0
Incest	0	0	0	0
Statutory Rape	0	0	0	0
Aggravated Assault	4	3	2	0
Simple Assault	48	36	26	2
Intimidation	10	2	1	0
Stalking	0	0	0	0
Commercial Sex Acts	0	0	0	0
Involuntary Servitude	0	0	0	0
Crimes Against Property				
Arson	1	0	0	0
Bribery	0	0	0	0
Burglary	22	0	0	0
Counterfeiting/Forgery	6	2	2	0
Destruction/Damage/Vandalism	38	4	1	0
Embezzlement	1	1	1	0
Extortion/Blackmail	0	0	0	0
Fraud - False Pretenses	1	1	0	0
Fraud - Credit Card/ATM	3	0	0	0
Fraud - Impersonation	1	0	0	0
Fraud - Welfare	0	0	0	0
Fraud - Wire	0	0	0	0
Motor Vehicle Theft	4	2	2	0
Robbery	1	0	0	0
Stolen Property Offenses	1	0	0	0
Theft - Pocket-picking	0	0	0	0
Theft - Purse Snatching	0	0	0	0
Theft - Shoplifting	38	38	32	2
Theft From Building	47	5	5	0
Theft From Coin Machine	0	0	0	0
Theft From Motor Vehicle	9	1	1	0
Theft of Motor Vehicle Parts	11	0	0	0
Theft - All Other Larceny	17	2	1	0
Crimes Against Society				
Drug/Narcotic Violations	41	40	38	3
Drug/Narcotic Equipment Violations	16	16	4	0
Gambling - Betting/Wagering	0	0	0	0
Gambling - Operating/Promoting	0	0	0	0
Gambling - Equipment Violations	0	0	0	0
Gambling - Sports Tampering	0	0	0	0
Pornography/Obscene Material	0	0	0	0
Prostitution	0	0	0	0
Prostitution Assisting/Promoting	0	0	0	0
Purchasing Prostitution	0	0	0	0
Weapon Law Violations	0	0	0	0
Total Group A Offenses	325	157	117	8



Fairview Police Department - 2015

2014 Population Estimate 8,224

Offense Overview

Offense Total 441
 Number Cleared 275
 Percent Cleared 62.36 %

Group A Crimes per 100,000 population 5,362.4

Arrest Overview

Total Arrests 498
 Adult Arrests 473
 Juvenile Arrests 25
 Unknown Age 0

Arrests per 100,000 population 6,055.4

Average number offenses/incident 1.19

Domestic Violence Victims		
Offense	Reported	Cleared
Murder	0	0
Aggravated Assault	2	2
Simple Assault	36	33
Intimidation	7	2
Stalking	0	0
Forcible Rape	3	3
Forcible Sodomy	0	0
Sexual Assault W/Object	0	0
Forcible Fondling	1	1
Incest	0	0
Statutory Rape	1	1
Kidnapping/Abduction	0	0
Total	50	42

TIBRS Group B Arrests		
Offense	Adult	Juvenile
Bad Checks	5	0
Curfew/Vagrancy	0	3
Disorderly Conduct	8	4
DUI	29	0
Drunkenness	28	2
Family-Non Violent	0	0
Liquor Law Violations	2	0
Peeping Tom	0	0
Trespass	1	1
All Other Offenses	185	1
Total Group B	258	11

TIBRS Group A Offenses	Offenses		Arrests	
	Reported	Cleared	Adult	Juvenile
Crimes Against Persons				
Murder	0	0	0	0
Negligent Manslaughter	0	0	0	0
Kidnapping/Abduction	1	1	1	0
Forcible Rape	4	3	1	0
Forcible Sodomy	0	0	0	0
Sexual Assault W/Object	0	0	0	0
Forcible Fondling	1	1	0	0
Incest	0	0	0	0
Statutory Rape	1	1	1	0
Aggravated Assault	13	11	8	0
Simple Assault	52	45	29	4
Intimidation	22	6	3	0
Stalking	2	0	0	0
Commercial Sex Acts	0	0	0	0
Involuntary Servitude	0	0	0	0
Crimes Against Property				
Arson	0	0	0	0
Bribery	0	0	0	0
Burglary	16	6	3	0
Counterfeiting/Forgery	9	5	5	0
Destruction/Damage/Vandalism	24	10	4	2
Embezzlement	0	0	0	0
Extortion/Blackmail	0	0	0	0
Fraud - False Pretenses	10	1	0	0
Fraud - Credit Card/ATM	15	5	2	1
Fraud - Impersonation	9	3	2	0
Fraud - Welfare	0	0	0	0
Fraud - Wire	2	0	0	0
Motor Vehicle Theft	9	6	3	1
Robbery	0	0	0	0
Stolen Property Offenses	6	5	2	0
Theft - Pocket-picking	0	0	0	0
Theft - Purse Snatching	0	0	0	0
Theft - Shoplifting	54	39	43	3
Theft From Building	24	12	14	0
Theft From Coin Machine	0	0	0	0
Theft From Motor Vehicle	12	2	2	0
Theft of Motor Vehicle Parts	5	0	0	0
Theft - All Other Larceny	35	12	9	0
Crimes Against Society				
Drug/Narcotic Violations	68	58	60	3
Drug/Narcotic Equipment Violations	29	27	12	0
Gambling - Betting/Wagering	0	0	0	0
Gambling - Operating/Promoting	0	0	0	0
Gambling - Equipment Violations	0	0	0	0
Gambling - Sports Tampering	0	0	0	0
Pornography/Obscene Material	2	1	1	0
Prostitution	3	2	1	0
Prostitution Assisting/Promoting	1	1	1	0
Purchasing Prostitution	9	9	6	0
Weapon Law Violations	3	3	2	0
Total Group A Offenses	441	275	215	14



Fayetteville Police Department - 2015

2014 Population Estimate **7,102**

Offense Overview

Offense Total 1,040

Number Cleared 422

Percent Cleared 40.58 %

Group A Crimes per 100,000 population 14,643.8

Arrest Overview

Total Arrests 519

Adult Arrests 467

Juvenile Arrests 52

Unknown Age 0

Arrests per 100,000 population 7,307.8

Average number offenses/incident 1.18

Domestic Violence Victims		
Offense	Reported	Cleared
Murder	0	0
Aggravated Assault	27	21
Simple Assault	113	83
Intimidation	15	5
Stalking	2	0
Forcible Rape	3	1
Forcible Sodomy	0	0
Sexual Assault W/Object	0	0
Forcible Fondling	0	0
Incest	0	0
Statutory Rape	0	0
Kidnapping/Abduction	3	3
Total	163	113

TIBRS Group B Arrests		
Offense	Adult	Juvenile
Bad Checks	18	0
Curfew/Vagrancy	1	6
Disorderly Conduct	8	5
DUI	45	1
Drunkenness	28	0
Family-Non Violent	2	0
Liquor Law Violations	4	6
Peeping Tom	0	0
Trespass	6	5
All Other Offenses	83	2
Total Group B	195	25

TIBRS Group A Offenses	Offenses		Arrests	
	Reported	Cleared	Adult	Juvenile
Crimes Against Persons				
Murder	1	1	1	0
Negligent Manslaughter	0	0	0	0
Kidnapping/Abduction	3	3	2	0
Forcible Rape	5	1	0	0
Forcible Sodomy	0	0	0	0
Sexual Assault W/Object	0	0	0	0
Forcible Fondling	1	0	0	0
Incest	0	0	0	0
Statutory Rape	0	0	0	0
Aggravated Assault	70	38	29	0
Simple Assault	200	122	60	6
Intimidation	98	13	6	0
Stalking	3	0	0	0
Commercial Sex Acts	0	0	0	0
Involuntary Servitude	0	0	0	0
Crimes Against Property				
Arson	2	1	0	0
Bribery	0	0	0	0
Burglary	45	7	8	0
Counterfeiting/Forgery	31	9	9	0
Destruction/Damage/Vandalism	154	26	13	6
Embezzlement	17	6	1	0
Extortion/Blackmail	0	0	0	0
Fraud - False Pretenses	48	20	13	0
Fraud - Credit Card/ATM	22	9	0	0
Fraud - Impersonation	4	2	1	0
Fraud - Welfare	0	0	0	0
Fraud - Wire	0	0	0	0
Motor Vehicle Theft	7	5	2	2
Robbery	11	3	3	0
Stolen Property Offenses	1	1	1	0
Theft - Pocket-picking	1	0	0	0
Theft - Purse Snatching	0	0	0	0
Theft - Shoplifting	92	70	67	8
Theft From Building	66	15	7	1
Theft From Coin Machine	2	1	0	0
Theft From Motor Vehicle	26	1	1	0
Theft of Motor Vehicle Parts	8	1	2	0
Theft - All Other Larceny	57	8	6	1
Crimes Against Society				
Drug/Narcotic Violations	29	27	22	1
Drug/Narcotic Equipment Violations	27	26	14	2
Gambling - Betting/Wagering	0	0	0	0
Gambling - Operating/Promoting	0	0	0	0
Gambling - Equipment Violations	0	0	0	0
Gambling - Sports Tampering	0	0	0	0
Pornography/Obscene Material	0	0	0	0
Prostitution	0	0	0	0
Prostitution Assisting/Promoting	0	0	0	0
Purchasing Prostitution	0	0	0	0
Weapon Law Violations	9	6	4	0
Total Group A Offenses	1,040	422	272	27



2014 Population Estimate 70,612

Offense Overview

Offense Total 3,016
 Number Cleared 1,279
 Percent Cleared 42.41 %
 Group A Crimes per 100,000 population 4,271.2

Arrest Overview

Total Arrests 1,588
 Adult Arrests 1,345
 Juvenile Arrests 243
 Unknown Age 0
 Arrests per 100,000 population 2,248.9
 Average number offenses/incident 1.17

Domestic Violence Victims		
Offense	Reported	Cleared
Murder	0	0
Aggravated Assault	32	25
Simple Assault	278	144
Intimidation	18	0
Stalking	9	6
Forcible Rape	6	4
Forcible Sodomy	3	1
Sexual Assault W/Object	0	0
Forcible Fondling	3	1
Incest	1	0
Statutory Rape	0	0
Kidnapping/Abduction	12	9
Total	362	190

TIBRS Group B Arrests		
Offense	Adult	Juvenile
Bad Checks	0	0
Curfew/Vagrancy	0	16
Disorderly Conduct	26	39
DUI	171	2
Drunkenness	85	0
Family-Non Violent	2	0
Liquor Law Violations	25	17
Peeping Tom	1	0
Trespass	18	3
All Other Offenses	86	14
Total Group B	414	91

TIBRS Group A Offenses	Offenses		Arrests	
	Reported	Cleared	Adult	Juvenile
Crimes Against Persons				
Murder	1	1	0	0
Negligent Manslaughter	0	0	0	0
Kidnapping/Abduction	19	14	9	2
Forcible Rape	18	6	2	2
Forcible Sodomy	5	2	0	0
Sexual Assault W/Object	1	0	0	0
Forcible Fondling	18	6	1	0
Incest	1	0	0	0
Statutory Rape	1	1	2	0
Aggravated Assault	103	81	51	6
Simple Assault	388	196	140	23
Intimidation	65	7	3	1
Stalking	15	8	7	1
Commercial Sex Acts	1	1	1	0
Involuntary Servitude	0	0	0	0
Crimes Against Property				
Arson	4	0	0	0
Bribery	0	0	0	0
Burglary	95	17	7	4
Counterfeiting/Forgery	51	25	33	2
Destruction/Damage/Vandalism	163	27	18	2
Embezzlement	48	29	20	2
Extortion/Blackmail	0	0	0	0
Fraud - False Pretenses	155	32	9	0
Fraud - Credit Card/ATM	93	14	10	0
Fraud - Impersonation	192	23	13	1
Fraud - Welfare	2	0	0	0
Fraud - Wire	4	1	0	0
Motor Vehicle Theft	51	16	8	15
Robbery	24	10	4	3
Stolen Property Offenses	10	8	7	1
Theft - Pocket-picking	2	0	0	0
Theft - Purse Snatching	0	0	0	0
Theft - Shoplifting	308	200	177	44
Theft From Building	221	35	35	2
Theft From Coin Machine	0	0	0	0
Theft From Motor Vehicle	181	5	4	2
Theft of Motor Vehicle Parts	93	0	1	0
Theft - All Other Larceny	111	8	21	1
Crimes Against Society				
Drug/Narcotic Violations	326	286	261	35
Drug/Narcotic Equipment Violations	188	175	62	2
Gambling - Betting/Wagering	0	0	0	0
Gambling - Operating/Promoting	0	0	0	0
Gambling - Equipment Violations	0	0	0	0
Gambling - Sports Tampering	0	0	0	0
Pornography/Obscene Material	3	0	0	0
Prostitution	23	19	16	0
Prostitution Assisting/Promoting	15	11	3	0
Purchasing Prostitution	0	0	0	0
Weapon Law Violations	17	15	6	1
Total Group A Offenses	3,016	1,279	931	152



2014 Population Estimate	672
Offense Overview	
Offense Total	23
Number Cleared	10
Percent Cleared	43.48 %
Group A Crimes per 100,000 population	3,422.6
Arrest Overview	
Total Arrests	11
Adult Arrests	10
Juvenile Arrests	1
Unknown Age	0
Arrests per 100,000 population	1,636.9
Average number offenses/incident	1.10

Domestic Violence Victims		
Offense	Reported	Cleared
Murder	0	0
Aggravated Assault	3	3
Simple Assault	2	2
Intimidation	0	0
Stalking	0	0
Forcible Rape	0	0
Forcible Sodomy	0	0
Sexual Assault W/Object	0	0
Forcible Fondling	0	0
Incest	0	0
Statutory Rape	0	0
Kidnapping/Abduction	0	0
Total	5	5

TIBRS Group B Arrests		
Offense	Adult	Juvenile
Bad Checks	0	0
Curfew/Vagrancy	0	0
Disorderly Conduct	0	0
DUI	0	0
Drunkenness	0	0
Family-Non Violent	0	0
Liquor Law Violations	1	0
Peeping Tom	0	0
Trespass	0	0
All Other Offenses	0	0
Total Group B	1	0

TIBRS Group A Offenses	Offenses		Arrests	
	Reported	Cleared	Adult	Juvenile
Crimes Against Persons				
Murder	0	0	0	0
Negligent Manslaughter	0	0	0	0
Kidnapping/Abduction	0	0	0	0
Forcible Rape	0	0	0	0
Forcible Sodomy	0	0	0	0
Sexual Assault W/Object	0	0	0	0
Forcible Fondling	0	0	0	0
Incest	0	0	0	0
Statutory Rape	0	0	0	0
Aggravated Assault	4	4	3	0
Simple Assault	3	2	2	0
Intimidation	2	0	0	0
Stalking	0	0	0	0
Commercial Sex Acts	0	0	0	0
Involuntary Servitude	0	0	0	0
Crimes Against Property				
Arson	0	0	0	0
Bribery	0	0	0	0
Burglary	2	1	1	0
Counterfeiting/Forgery	0	0	0	0
Destruction/Damage/Vandalism	4	1	1	1
Embezzlement	0	0	0	0
Extortion/Blackmail	0	0	0	0
Fraud - False Pretenses	0	0	0	0
Fraud - Credit Card/ATM	0	0	0	0
Fraud - Impersonation	0	0	0	0
Fraud - Welfare	0	0	0	0
Fraud - Wire	0	0	0	0
Motor Vehicle Theft	2	1	1	0
Robbery	0	0	0	0
Stolen Property Offenses	0	0	0	0
Theft - Pocket-picking	0	0	0	0
Theft - Purse Snatching	0	0	0	0
Theft - Shoplifting	1	0	0	0
Theft From Building	1	0	0	0
Theft From Coin Machine	0	0	0	0
Theft From Motor Vehicle	2	0	0	0
Theft of Motor Vehicle Parts	0	0	0	0
Theft - All Other Larceny	1	0	0	0
Crimes Against Society				
Drug/Narcotic Violations	0	0	0	0
Drug/Narcotic Equipment Violations	0	0	0	0
Gambling - Betting/Wagering	0	0	0	0
Gambling - Operating/Promoting	0	0	0	0
Gambling - Equipment Violations	0	0	0	0
Gambling - Sports Tampering	0	0	0	0
Pornography/Obscene Material	0	0	0	0
Prostitution	0	0	0	0
Prostitution Assisting/Promoting	0	0	0	0
Purchasing Prostitution	0	0	0	0
Weapon Law Violations	1	1	1	0
Total Group A Offenses	23	10	9	1



2014 Population Estimate **468**

Offense Overview

Offense Total 7
 Number Cleared 3
 Percent Cleared 42.86 %

Group A Crimes per 100,000 population 1,495.7

Arrest Overview

Total Arrests 4
 Adult Arrests 4
 Juvenile Arrests 0
 Unknown Age 0

Arrests per 100,000 population 854.7

Average number offenses/incident 1.40

Domestic Violence Victims		
Offense	Reported	Cleared
Murder	0	0
Aggravated Assault	2	2
Simple Assault	0	0
Intimidation	1	0
Stalking	0	0
Forcible Rape	0	0
Forcible Sodomy	0	0
Sexual Assault W/Object	0	0
Forcible Fondling	0	0
Incest	0	0
Statutory Rape	0	0
Kidnapping/Abduction	0	0
Total	3	2

TIBRS Group B Arrests		
Offense	Adult	Juvenile
Bad Checks	0	0
Curfew/Vagrancy	0	0
Disorderly Conduct	0	0
DUI	0	0
Drunkenness	0	0
Family-Non Violent	0	0
Liquor Law Violations	1	0
Peeping Tom	0	0
Trespass	0	0
All Other Offenses	0	0
Total Group B	1	0

TIBRS Group A Offenses	Offenses		Arrests	
	Reported	Cleared	Adult	Juvenile
Crimes Against Persons				
Murder	0	0	0	0
Negligent Manslaughter	0	0	0	0
Kidnapping/Abduction	0	0	0	0
Forcible Rape	0	0	0	0
Forcible Sodomy	0	0	0	0
Sexual Assault W/Object	0	0	0	0
Forcible Fondling	0	0	0	0
Incest	0	0	0	0
Statutory Rape	0	0	0	0
Aggravated Assault	3	3	3	0
Simple Assault	0	0	0	0
Intimidation	4	0	0	0
Stalking	0	0	0	0
Commercial Sex Acts	0	0	0	0
Involuntary Servitude	0	0	0	0
Crimes Against Property				
Arson	0	0	0	0
Bribery	0	0	0	0
Burglary	0	0	0	0
Counterfeiting/Forgery	0	0	0	0
Destruction/Damage/Vandalism	0	0	0	0
Embezzlement	0	0	0	0
Extortion/Blackmail	0	0	0	0
Fraud - False Pretenses	0	0	0	0
Fraud - Credit Card/ATM	0	0	0	0
Fraud - Impersonation	0	0	0	0
Fraud - Welfare	0	0	0	0
Fraud - Wire	0	0	0	0
Motor Vehicle Theft	0	0	0	0
Robbery	0	0	0	0
Stolen Property Offenses	0	0	0	0
Theft - Pocket-picking	0	0	0	0
Theft - Purse Snatching	0	0	0	0
Theft - Shoplifting	0	0	0	0
Theft From Building	0	0	0	0
Theft From Coin Machine	0	0	0	0
Theft From Motor Vehicle	0	0	0	0
Theft of Motor Vehicle Parts	0	0	0	0
Theft - All Other Larceny	0	0	0	0
Crimes Against Society				
Drug/Narcotic Violations	0	0	0	0
Drug/Narcotic Equipment Violations	0	0	0	0
Gambling - Betting/Wagering	0	0	0	0
Gambling - Operating/Promoting	0	0	0	0
Gambling - Equipment Violations	0	0	0	0
Gambling - Sports Tampering	0	0	0	0
Pornography/Obscene Material	0	0	0	0
Prostitution	0	0	0	0
Prostitution Assisting/Promoting	0	0	0	0
Purchasing Prostitution	0	0	0	0
Weapon Law Violations	0	0	0	0
Total Group A Offenses	7	3	3	0



2014 Population Estimate	958
Offense Overview	
Offense Total	31
Number Cleared	16
Percent Cleared	51.61 %
Group A Crimes per 100,000 population	3,235.9
Arrest Overview	
Total Arrests	27
Adult Arrests	27
Juvenile Arrests	0
Unknown Age	0
Arrests per 100,000 population	2,818.4
Average number offenses/incident	1.15

Domestic Violence Victims		
Offense	Reported	Cleared
Murder	0	0
Aggravated Assault	1	1
Simple Assault	3	3
Intimidation	0	0
Stalking	0	0
Forcible Rape	0	0
Forcible Sodomy	0	0
Sexual Assault W/Object	0	0
Forcible Fondling	0	0
Incest	0	0
Statutory Rape	0	0
Kidnapping/Abduction	0	0
Total	4	4

TIBRS Group B Arrests		
Offense	Adult	Juvenile
Bad Checks	0	0
Curfew/Vagrancy	0	0
Disorderly Conduct	1	0
DUI	9	0
Drunkenness	3	0
Family-Non Violent	0	0
Liquor Law Violations	0	0
Peeping Tom	0	0
Trespass	0	0
All Other Offenses	0	0
Total Group B	13	0

TIBRS Group A Offenses	Offenses		Arrests	
	Reported	Cleared	Adult	Juvenile
Crimes Against Persons				
Murder	0	0	0	0
Negligent Manslaughter	0	0	0	0
Kidnapping/Abduction	0	0	0	0
Forcible Rape	0	0	0	0
Forcible Sodomy	0	0	0	0
Sexual Assault W/Object	0	0	0	0
Forcible Fondling	0	0	0	0
Incest	0	0	0	0
Statutory Rape	0	0	0	0
Aggravated Assault	1	1	1	0
Simple Assault	6	4	4	0
Intimidation	1	0	0	0
Stalking	0	0	0	0
Commercial Sex Acts	0	0	0	0
Involuntary Servitude	0	0	0	0
Crimes Against Property				
Arson	0	0	0	0
Bribery	0	0	0	0
Burglary	2	0	0	0
Counterfeiting/Forgery	5	3	3	0
Destruction/Damage/Vandalism	2	0	0	0
Embezzlement	0	0	0	0
Extortion/Blackmail	0	0	0	0
Fraud - False Pretenses	0	0	0	0
Fraud - Credit Card/ATM	1	0	0	0
Fraud - Impersonation	0	0	0	0
Fraud - Welfare	0	0	0	0
Fraud - Wire	0	0	0	0
Motor Vehicle Theft	2	1	1	0
Robbery	0	0	0	0
Stolen Property Offenses	0	0	0	0
Theft - Pocket-picking	0	0	0	0
Theft - Purse Snatching	0	0	0	0
Theft - Shoplifting	3	2	2	0
Theft From Building	0	0	0	0
Theft From Coin Machine	1	0	0	0
Theft From Motor Vehicle	1	0	0	0
Theft of Motor Vehicle Parts	0	0	0	0
Theft - All Other Larceny	1	0	0	0
Crimes Against Society				
Drug/Narcotic Violations	2	2	2	0
Drug/Narcotic Equipment Violations	3	3	1	0
Gambling - Betting/Wagering	0	0	0	0
Gambling - Operating/Promoting	0	0	0	0
Gambling - Equipment Violations	0	0	0	0
Gambling - Sports Tampering	0	0	0	0
Pornography/Obscene Material	0	0	0	0
Prostitution	0	0	0	0
Prostitution Assisting/Promoting	0	0	0	0
Purchasing Prostitution	0	0	0	0
Weapon Law Violations	0	0	0	0
Total Group A Offenses	31	16	14	0



2014 Population Estimate **33,347**

Offense Overview

Offense Total 2,042
 Number Cleared 1,625
 Percent Cleared 79.58 %

Group A Crimes per 100,000
 population 6,123.5

Arrest Overview

Total Arrests 2,154
 Adult Arrests 1,926
 Juvenile Arrests 228
 Unknown Age 0

Arrests per 100,000 population 6,459.4

Average number offenses/incident 1.26

Domestic Violence Victims		
Offense	Reported	Cleared
Murder	0	0
Aggravated Assault	46	42
Simple Assault	286	276
Intimidation	15	9
Stalking	0	0
Forcible Rape	1	1
Forcible Sodomy	2	0
Sexual Assault W/Object	0	0
Forcible Fondling	2	1
Incest	0	0
Statutory Rape	3	3
Kidnapping/Abduction	1	1
Total	356	333

TIBRS Group B Arrests		
Offense	Adult	Juvenile
Bad Checks	1	0
Curfew/Vagrancy	0	26
Disorderly Conduct	55	6
DUI	172	0
Drunkenness	152	2
Family-Non Violent	5	0
Liquor Law Violations	45	5
Peeping Tom	0	1
Trespass	9	3
All Other Offenses	256	68
Total Group B	695	111

TIBRS Group A Offenses	Offenses		Arrests	
	Reported	Cleared	Adult	Juvenile
Crimes Against Persons				
Murder	0	0	0	0
Negligent Manslaughter	0	0	0	0
Kidnapping/Abduction	3	3	5	0
Forcible Rape	2	2	2	0
Forcible Sodomy	2	0	0	0
Sexual Assault W/Object	0	0	0	0
Forcible Fondling	12	11	3	1
Incest	0	0	0	0
Statutory Rape	5	5	4	0
Aggravated Assault	89	82	76	8
Simple Assault	404	360	287	25
Intimidation	35	13	8	0
Stalking	1	1	1	0
Commercial Sex Acts	0	0	0	0
Involuntary Servitude	0	0	0	0
Crimes Against Property				
Arson	0	0	0	0
Bribery	0	0	0	0
Burglary	54	29	24	5
Counterfeiting/Forgery	52	32	18	1
Destruction/Damage/Vandalism	134	42	21	14
Embezzlement	14	14	15	0
Extortion/Blackmail	0	0	0	0
Fraud - False Pretenses	71	46	18	0
Fraud - Credit Card/ATM	34	19	10	0
Fraud - Impersonation	37	29	15	4
Fraud - Welfare	0	0	0	0
Fraud - Wire	3	0	0	0
Motor Vehicle Theft	18	7	7	0
Robbery	12	11	11	2
Stolen Property Offenses	8	8	7	0
Theft - Pocket-picking	0	0	1	0
Theft - Purse Snatching	1	1	0	0
Theft - Shoplifting	137	123	132	7
Theft From Building	84	49	43	8
Theft From Coin Machine	1	1	1	0
Theft From Motor Vehicle	60	21	10	5
Theft of Motor Vehicle Parts	14	4	4	0
Theft - All Other Larceny	67	35	42	10
Crimes Against Society				
Drug/Narcotic Violations	372	363	366	24
Drug/Narcotic Equipment Violations	286	284	86	3
Gambling - Betting/Wagering	0	0	0	0
Gambling - Operating/Promoting	0	0	0	0
Gambling - Equipment Violations	0	0	0	0
Gambling - Sports Tampering	0	0	0	0
Pornography/Obscene Material	1	1	1	0
Prostitution	1	1	2	0
Prostitution Assisting/Promoting	1	1	1	0
Purchasing Prostitution	0	0	1	0
Weapon Law Violations	27	27	9	0
Total Group A Offenses	2,042	1,625	1,231	117



2014 Population Estimate	665
Offense Overview	
Offense Total	18
Number Cleared	7
Percent Cleared	38.89 %
Group A Crimes per 100,000 population	2,706.8
Arrest Overview	
Total Arrests	12
Adult Arrests	12
Juvenile Arrests	0
Unknown Age	0
Arrests per 100,000 population	1,804.5
Average number offenses/incident	1.00

Domestic Violence Victims		
Offense	Reported	Cleared
Murder	0	0
Aggravated Assault	1	1
Simple Assault	3	2
Intimidation	0	0
Stalking	0	0
Forcible Rape	0	0
Forcible Sodomy	0	0
Sexual Assault W/Object	0	0
Forcible Fondling	0	0
Incest	0	0
Statutory Rape	0	0
Kidnapping/Abduction	0	0
Total	4	3

TIBRS Group B Arrests		
Offense	Adult	Juvenile
Bad Checks	0	0
Curfew/Vagrancy	0	0
Disorderly Conduct	0	0
DUI	1	0
Drunkenness	0	0
Family-Non Violent	0	0
Liquor Law Violations	0	0
Peeping Tom	0	0
Trespass	0	0
All Other Offenses	1	0
Total Group B	2	0

TIBRS Group A Offenses	Offenses		Arrests	
	Reported	Cleared	Adult	Juvenile
Crimes Against Persons				
Murder	0	0	0	0
Negligent Manslaughter	0	0	0	0
Kidnapping/Abduction	0	0	0	0
Forcible Rape	0	0	0	0
Forcible Sodomy	0	0	0	0
Sexual Assault W/Object	0	0	0	0
Forcible Fondling	0	0	0	0
Incest	0	0	0	0
Statutory Rape	0	0	0	0
Aggravated Assault	1	1	1	0
Simple Assault	3	2	2	0
Intimidation	0	0	0	0
Stalking	0	0	0	0
Commercial Sex Acts	0	0	0	0
Involuntary Servitude	0	0	0	0
Crimes Against Property				
Arson	0	0	0	0
Bribery	0	0	0	0
Burglary	8	1	2	0
Counterfeiting/Forgery	0	0	0	0
Destruction/Damage/Vandalism	0	0	0	0
Embezzlement	0	0	0	0
Extortion/Blackmail	0	0	0	0
Fraud - False Pretenses	0	0	0	0
Fraud - Credit Card/ATM	0	0	0	0
Fraud - Impersonation	0	0	0	0
Fraud - Welfare	0	0	0	0
Fraud - Wire	0	0	0	0
Motor Vehicle Theft	0	0	0	0
Robbery	1	0	0	0
Stolen Property Offenses	0	0	0	0
Theft - Pocket-picking	0	0	0	0
Theft - Purse Snatching	0	0	0	0
Theft - Shoplifting	0	0	0	0
Theft From Building	2	1	1	0
Theft From Coin Machine	0	0	0	0
Theft From Motor Vehicle	0	0	0	0
Theft of Motor Vehicle Parts	1	0	0	0
Theft - All Other Larceny	0	0	0	0
Crimes Against Society				
Drug/Narcotic Violations	2	2	4	0
Drug/Narcotic Equipment Violations	0	0	0	0
Gambling - Betting/Wagering	0	0	0	0
Gambling - Operating/Promoting	0	0	0	0
Gambling - Equipment Violations	0	0	0	0
Gambling - Sports Tampering	0	0	0	0
Pornography/Obscene Material	0	0	0	0
Prostitution	0	0	0	0
Prostitution Assisting/Promoting	0	0	0	0
Purchasing Prostitution	0	0	0	0
Weapon Law Violations	0	0	0	0
Total Group A Offenses	18	7	10	0



2014 Population Estimate	635
Offense Overview	
Offense Total	30
Number Cleared	6
Percent Cleared	20.00 %
Group A Crimes per 100,000 population	4,724.4
Arrest Overview	
Total Arrests	12
Adult Arrests	12
Juvenile Arrests	0
Unknown Age	0
Arrests per 100,000 population	1,889.8
Average number offenses/incident	1.07

Domestic Violence Victims		
Offense	Reported	Cleared
Murder	0	0
Aggravated Assault	1	1
Simple Assault	2	2
Intimidation	0	0
Stalking	0	0
Forcible Rape	0	0
Forcible Sodomy	0	0
Sexual Assault W/Object	0	0
Forcible Fondling	0	0
Incest	0	0
Statutory Rape	0	0
Kidnapping/Abduction	0	0
Total	3	3

TIBRS Group B Arrests		
Offense	Adult	Juvenile
Bad Checks	0	0
Curfew/Vagrancy	0	0
Disorderly Conduct	0	0
DUI	1	0
Drunkenness	1	0
Family-Non Violent	3	0
Liquor Law Violations	0	0
Peeping Tom	0	0
Trespass	0	0
All Other Offenses	2	0
Total Group B	7	0

TIBRS Group A Offenses	Offenses		Arrests	
	Reported	Cleared	Adult	Juvenile
Crimes Against Persons				
Murder	0	0	0	0
Negligent Manslaughter	0	0	0	0
Kidnapping/Abduction	0	0	0	0
Forcible Rape	0	0	0	0
Forcible Sodomy	0	0	0	0
Sexual Assault W/Object	0	0	0	0
Forcible Fondling	0	0	0	0
Incest	0	0	0	0
Statutory Rape	0	0	0	0
Aggravated Assault	3	1	1	0
Simple Assault	3	2	2	0
Intimidation	1	0	0	0
Stalking	0	0	0	0
Commercial Sex Acts	0	0	0	0
Involuntary Servitude	0	0	0	0
Crimes Against Property				
Arson	0	0	0	0
Bribery	0	0	0	0
Burglary	2	0	0	0
Counterfeiting/Forgery	1	1	1	0
Destruction/Damage/Vandalism	6	0	0	0
Embezzlement	0	0	0	0
Extortion/Blackmail	0	0	0	0
Fraud - False Pretenses	0	0	0	0
Fraud - Credit Card/ATM	0	0	0	0
Fraud - Impersonation	0	0	0	0
Fraud - Welfare	0	0	0	0
Fraud - Wire	0	0	0	0
Motor Vehicle Theft	3	0	0	0
Robbery	0	0	0	0
Stolen Property Offenses	0	0	0	0
Theft - Pocket-picking	0	0	0	0
Theft - Purse Snatching	1	0	0	0
Theft - Shoplifting	0	0	0	0
Theft From Building	3	0	0	0
Theft From Coin Machine	0	0	0	0
Theft From Motor Vehicle	0	0	0	0
Theft of Motor Vehicle Parts	1	0	0	0
Theft - All Other Larceny	2	0	0	0
Crimes Against Society				
Drug/Narcotic Violations	2	1	0	0
Drug/Narcotic Equipment Violations	0	0	0	0
Gambling - Betting/Wagering	0	0	0	0
Gambling - Operating/Promoting	0	0	0	0
Gambling - Equipment Violations	0	0	0	0
Gambling - Sports Tampering	0	0	0	0
Pornography/Obscene Material	1	1	1	0
Prostitution	0	0	0	0
Prostitution Assisting/Promoting	0	0	0	0
Purchasing Prostitution	0	0	0	0
Weapon Law Violations	1	0	0	0
Total Group A Offenses	30	6	5	0



2014 Population Estimate 4,158

Offense Overview

Offense Total 834
Number Cleared 362
Percent Cleared 43.41 %

Group A Crimes per 100,000 population 20,057.7

Arrest Overview

Total Arrests 921
Adult Arrests 889
Juvenile Arrests 32
Unknown Age 0

Arrests per 100,000 population 22,150.1

Average number offenses/incident 1.16

Domestic Violence Victims		
Offense	Reported	Cleared
Murder	0	0
Aggravated Assault	18	14
Simple Assault	57	40
Intimidation	3	0
Stalking	0	0
Forcible Rape	1	0
Forcible Sodomy	0	0
Sexual Assault W/Object	0	0
Forcible Fondling	2	0
Incest	0	0
Statutory Rape	0	0
Kidnapping/Abduction	0	0
Total	81	54

TIBRS Group B Arrests		
Offense	Adult	Juvenile
Bad Checks	0	0
Curfew/Vagrancy	0	0
Disorderly Conduct	15	1
DUI	64	0
Drunkenness	453	2
Family-Non Violent	1	0
Liquor Law Violations	18	0
Peeping Tom	0	0
Trespass	4	0
All Other Offenses	53	16
Total Group B	608	19

TIBRS Group A Offenses	Offenses		Arrests	
	Reported	Cleared	Adult	Juvenile
Crimes Against Persons				
Murder	0	0	0	0
Negligent Manslaughter	0	0	0	0
Kidnapping/Abduction	0	0	0	0
Forcible Rape	7	4	2	1
Forcible Sodomy	1	0	0	0
Sexual Assault W/Object	4	4	0	3
Forcible Fondling	4	0	0	0
Incest	0	0	0	0
Statutory Rape	1	0	0	0
Aggravated Assault	36	22	18	0
Simple Assault	104	56	51	2
Intimidation	14	0	0	0
Stalking	0	0	0	0
Commercial Sex Acts	0	0	0	0
Involuntary Servitude	0	0	0	0
Crimes Against Property				
Arson	1	1	3	0
Bribery	0	0	0	0
Burglary	66	12	15	0
Counterfeiting/Forgery	25	3	2	0
Destruction/Damage/Vandalism	75	15	10	1
Embezzlement	20	3	2	0
Extortion/Blackmail	0	0	0	0
Fraud - False Pretenses	23	5	3	0
Fraud - Credit Card/ATM	23	3	2	0
Fraud - Impersonation	0	0	0	0
Fraud - Welfare	0	0	0	0
Fraud - Wire	1	0	0	0
Motor Vehicle Theft	13	3	2	0
Robbery	3	1	1	0
Stolen Property Offenses	0	0	0	0
Theft - Pocket-picking	1	1	1	0
Theft - Purse Snatching	0	0	0	0
Theft - Shoplifting	29	16	16	2
Theft From Building	82	8	7	1
Theft From Coin Machine	3	0	0	0
Theft From Motor Vehicle	47	8	7	0
Theft of Motor Vehicle Parts	8	0	0	0
Theft - All Other Larceny	42	4	6	0
Crimes Against Society				
Drug/Narcotic Violations	103	100	99	2
Drug/Narcotic Equipment Violations	85	81	28	1
Gambling - Betting/Wagering	0	0	0	0
Gambling - Operating/Promoting	0	0	0	0
Gambling - Equipment Violations	0	0	0	0
Gambling - Sports Tampering	0	0	0	0
Pornography/Obscene Material	0	0	0	0
Prostitution	2	2	1	0
Prostitution Assisting/Promoting	0	0	0	0
Purchasing Prostitution	0	0	0	0
Weapon Law Violations	11	10	5	0
Total Group A Offenses	834	362	281	13



Germantown Police Department - 2015

2014 Population Estimate 39,267

Offense Overview

Offense Total 1,221
 Number Cleared 428
 Percent Cleared 35.05 %

Group A Crimes per 100,000 population 3,109.5

Arrest Overview

Total Arrests 1,053
 Adult Arrests 979
 Juvenile Arrests 74
 Unknown Age 0

Arrests per 100,000 population 2,681.6

Average number offenses/incident 1.18

Domestic Violence Victims		
Offense	Reported	Cleared
Murder	1	1
Aggravated Assault	4	4
Simple Assault	75	67
Intimidation	10	4
Stalking	3	3
Forcible Rape	1	1
Forcible Sodomy	1	1
Sexual Assault W/Object	0	0
Forcible Fondling	0	0
Incest	0	0
Statutory Rape	0	0
Kidnapping/Abduction	0	0
Total	95	81

TIBRS Group B Arrests		
Offense	Adult	Juvenile
Bad Checks	2	0
Curfew/Vagrancy	0	25
Disorderly Conduct	1	0
DUI	44	0
Drunkenness	11	0
Family-Non Violent	0	0
Liquor Law Violations	25	0
Peeping Tom	0	0
Trespass	1	0
All Other Offenses	719	0
Total Group B	803	25

TIBRS Group A Offenses	Offenses		Arrests	
	Reported	Cleared	Adult	Juvenile
Crimes Against Persons				
Murder	1	1	0	0
Negligent Manslaughter	0	0	0	0
Kidnapping/Abduction	3	0	0	0
Forcible Rape	1	1	0	0
Forcible Sodomy	1	1	0	0
Sexual Assault W/Object	0	0	0	0
Forcible Fondling	0	0	0	0
Incest	0	0	0	0
Statutory Rape	1	1	0	0
Aggravated Assault	30	25	7	1
Simple Assault	135	107	19	10
Intimidation	34	11	0	0
Stalking	4	3	0	0
Commercial Sex Acts	0	0	0	0
Involuntary Servitude	0	0	0	0
Crimes Against Property				
Arson	0	0	0	0
Bribery	0	0	0	0
Burglary	102	8	5	0
Counterfeiting/Forgery	31	17	6	2
Destruction/Damage/Vandalism	73	11	7	2
Embezzlement	12	8	5	0
Extortion/Blackmail	0	0	0	0
Fraud - False Pretenses	40	7	5	1
Fraud - Credit Card/ATM	45	0	0	0
Fraud - Impersonation	86	14	6	0
Fraud - Welfare	0	0	0	0
Fraud - Wire	24	1	0	0
Motor Vehicle Theft	18	3	1	1
Robbery	7	2	0	2
Stolen Property Offenses	11	8	1	1
Theft - Pocket-picking	2	0	0	0
Theft - Purse Snatching	0	0	0	0
Theft - Shoplifting	55	24	15	1
Theft From Building	96	14	13	3
Theft From Coin Machine	0	0	0	0
Theft From Motor Vehicle	169	10	3	0
Theft of Motor Vehicle Parts	30	1	3	0
Theft - All Other Larceny	57	6	4	0
Crimes Against Society				
Drug/Narcotic Violations	79	77	59	21
Drug/Narcotic Equipment Violations	50	48	10	1
Gambling - Betting/Wagering	0	0	0	0
Gambling - Operating/Promoting	0	0	0	0
Gambling - Equipment Violations	0	0	0	0
Gambling - Sports Tampering	0	0	0	0
Pornography/Obscene Material	1	1	0	1
Prostitution	0	0	0	0
Prostitution Assisting/Promoting	0	0	0	0
Purchasing Prostitution	0	0	0	0
Weapon Law Violations	23	18	7	2
Total Group A Offenses	1,221	428	176	49



2014 Population Estimate **378**

Offense Overview

Offense Total 28
 Number Cleared 20
 Percent Cleared 71.43 %

Group A Crimes per 100,000 population 7,407.4

Arrest Overview

Total Arrests 17
 Adult Arrests 17
 Juvenile Arrests 0
 Unknown Age 0

Arrests per 100,000 population 4,497.4

Average number offenses/incident 1.22

Domestic Violence Victims		
Offense	Reported	Cleared
Murder	0	0
Aggravated Assault	1	1
Simple Assault	1	0
Intimidation	0	0
Stalking	0	0
Forcible Rape	0	0
Forcible Sodomy	0	0
Sexual Assault W/Object	0	0
Forcible Fondling	0	0
Incest	0	0
Statutory Rape	0	0
Kidnapping/Abduction	0	0
Total	2	1

TIBRS Group B Arrests		
Offense	Adult	Juvenile
Bad Checks	0	0
Curfew/Vagrancy	0	0
Disorderly Conduct	0	0
DUI	0	0
Drunkenness	0	0
Family-Non Violent	0	0
Liquor Law Violations	0	0
Peeping Tom	0	0
Trespass	0	0
All Other Offenses	0	0
Total Group B	0	0

TIBRS Group A Offenses	Offenses		Arrests	
	Reported	Cleared	Adult	Juvenile
Crimes Against Persons				
Murder	0	0	0	0
Negligent Manslaughter	0	0	0	0
Kidnapping/Abduction	0	0	0	0
Forcible Rape	0	0	0	0
Forcible Sodomy	0	0	0	0
Sexual Assault W/Object	0	0	0	0
Forcible Fondling	0	0	0	0
Incest	0	0	0	0
Statutory Rape	0	0	0	0
Aggravated Assault	2	2	2	0
Simple Assault	1	0	0	0
Intimidation	1	0	0	0
Stalking	0	0	0	0
Commercial Sex Acts	0	0	0	0
Involuntary Servitude	0	0	0	0
Crimes Against Property				
Arson	0	0	0	0
Bribery	0	0	0	0
Burglary	2	0	0	0
Counterfeiting/Forgery	0	0	0	0
Destruction/Damage/Vandalism	1	0	0	0
Embezzlement	1	1	1	0
Extortion/Blackmail	0	0	0	0
Fraud - False Pretenses	1	0	0	0
Fraud - Credit Card/ATM	0	0	0	0
Fraud - Impersonation	0	0	0	0
Fraud - Welfare	0	0	0	0
Fraud - Wire	0	0	0	0
Motor Vehicle Theft	0	0	0	0
Robbery	0	0	0	0
Stolen Property Offenses	0	0	0	0
Theft - Pocket-picking	0	0	0	0
Theft - Purse Snatching	0	0	0	0
Theft - Shoplifting	0	0	0	0
Theft From Building	0	0	0	0
Theft From Coin Machine	0	0	0	0
Theft From Motor Vehicle	0	0	0	0
Theft of Motor Vehicle Parts	0	0	0	0
Theft - All Other Larceny	2	0	0	0
Crimes Against Society				
Drug/Narcotic Violations	12	12	13	0
Drug/Narcotic Equipment Violations	5	5	1	0
Gambling - Betting/Wagering	0	0	0	0
Gambling - Operating/Promoting	0	0	0	0
Gambling - Equipment Violations	0	0	0	0
Gambling - Sports Tampering	0	0	0	0
Pornography/Obscene Material	0	0	0	0
Prostitution	0	0	0	0
Prostitution Assisting/Promoting	0	0	0	0
Purchasing Prostitution	0	0	0	0
Weapon Law Violations	0	0	0	0
Total Group A Offenses	28	20	17	0



2014 Population Estimate **1,409**

Offense Overview

Offense Total 62
 Number Cleared 17
 Percent Cleared 27.42 %

Group A Crimes per 100,000
 population 4,400.3

Arrest Overview

Total Arrests 21
 Adult Arrests 21
 Juvenile Arrests 0
 Unknown Age 0

Arrests per 100,000 population 1,490.4

Average number offenses/incident 1.05

Domestic Violence Victims		
Offense	Reported	Cleared
Murder	0	0
Aggravated Assault	0	0
Simple Assault	8	7
Intimidation	3	2
Stalking	0	0
Forcible Rape	0	0
Forcible Sodomy	0	0
Sexual Assault W/Object	0	0
Forcible Fondling	0	0
Incest	0	0
Statutory Rape	0	0
Kidnapping/Abduction	0	0
Total	11	9

TIBRS Group B Arrests		
Offense	Adult	Juvenile
Bad Checks	0	0
Curfew/Vagrancy	0	0
Disorderly Conduct	0	0
DUI	2	0
Drunkenness	1	0
Family-Non Violent	0	0
Liquor Law Violations	1	0
Peeping Tom	0	0
Trespass	0	0
All Other Offenses	1	0
Total Group B	5	0

TIBRS Group A Offenses	Offenses		Arrests	
	Reported	Cleared	Adult	Juvenile
Crimes Against Persons				
Murder	0	0	0	0
Negligent Manslaughter	0	0	0	0
Kidnapping/Abduction	0	0	0	0
Forcible Rape	0	0	0	0
Forcible Sodomy	0	0	0	0
Sexual Assault W/Object	0	0	0	0
Forcible Fondling	0	0	0	0
Incest	0	0	0	0
Statutory Rape	0	0	0	0
Aggravated Assault	3	2	1	0
Simple Assault	12	9	10	0
Intimidation	8	3	2	0
Stalking	0	0	0	0
Commercial Sex Acts	0	0	0	0
Involuntary Servitude	0	0	0	0
Crimes Against Property				
Arson	0	0	0	0
Bribery	0	0	0	0
Burglary	5	1	1	0
Counterfeiting/Forgery	0	0	0	0
Destruction/Damage/Vandalism	6	1	1	0
Embezzlement	0	0	0	0
Extortion/Blackmail	0	0	0	0
Fraud - False Pretenses	4	0	0	0
Fraud - Credit Card/ATM	0	0	0	0
Fraud - Impersonation	4	0	0	0
Fraud - Welfare	0	0	0	0
Fraud - Wire	0	0	0	0
Motor Vehicle Theft	2	0	0	0
Robbery	0	0	0	0
Stolen Property Offenses	0	0	0	0
Theft - Pocket-picking	0	0	0	0
Theft - Purse Snatching	0	0	0	0
Theft - Shoplifting	2	0	0	0
Theft From Building	4	0	0	0
Theft From Coin Machine	0	0	0	0
Theft From Motor Vehicle	3	0	0	0
Theft of Motor Vehicle Parts	5	1	1	0
Theft - All Other Larceny	4	0	0	0
Crimes Against Society				
Drug/Narcotic Violations	0	0	0	0
Drug/Narcotic Equipment Violations	0	0	0	0
Gambling - Betting/Wagering	0	0	0	0
Gambling - Operating/Promoting	0	0	0	0
Gambling - Equipment Violations	0	0	0	0
Gambling - Sports Tampering	0	0	0	0
Pornography/Obscene Material	0	0	0	0
Prostitution	0	0	0	0
Prostitution Assisting/Promoting	0	0	0	0
Purchasing Prostitution	0	0	0	0
Weapon Law Violations	0	0	0	0
Total Group A Offenses	62	17	16	0



Goodlettsville Police Department - 2015

2014 Population Estimate **16,991**

Offense Overview

Offense Total 1,364

Number Cleared 791

Percent Cleared 57.99 %

Group A Crimes per 100,000
population 8,027.8

Arrest Overview

Total Arrests 1,093

Adult Arrests 974

Juvenile Arrests 119

Unknown Age 0

Arrests per 100,000 population 6,432.8

Average number offenses/incident 1.19

Domestic Violence Victims		
Offense	Reported	Cleared
Murder	0	0
Aggravated Assault	10	10
Simple Assault	101	67
Intimidation	11	3
Stalking	1	0
Forcible Rape	0	0
Forcible Sodomy	0	0
Sexual Assault W/Object	0	0
Forcible Fondling	0	0
Incest	0	0
Statutory Rape	0	0
Kidnapping/Abduction	2	2
Total	125	82

TIBRS Group B Arrests		
Offense	Adult	Juvenile
Bad Checks	0	0
Curfew/Vagrancy	0	8
Disorderly Conduct	21	4
DUI	212	0
Drunkenness	77	1
Family-Non Violent	3	0
Liquor Law Violations	7	1
Peeping Tom	0	0
Trespass	10	2
All Other Offenses	31	7
Total Group B	361	23

TIBRS Group A Offenses	Offenses		Arrests	
	Reported	Cleared	Adult	Juvenile
Crimes Against Persons				
Murder	2	2	4	0
Negligent Manslaughter	1	1	1	0
Kidnapping/Abduction	2	2	2	0
Forcible Rape	5	0	0	0
Forcible Sodomy	0	0	0	0
Sexual Assault W/Object	1	0	0	0
Forcible Fondling	4	1	0	0
Incest	0	0	0	0
Statutory Rape	0	0	0	0
Aggravated Assault	37	33	30	1
Simple Assault	160	95	66	7
Intimidation	24	6	3	0
Stalking	2	0	0	0
Commercial Sex Acts	0	0	0	0
Involuntary Servitude	0	0	0	0
Crimes Against Property				
Arson	0	0	0	0
Bribery	0	0	0	0
Burglary	68	12	11	2
Counterfeiting/Forgery	32	14	8	1
Destruction/Damage/Vandalism	117	21	5	1
Embezzlement	21	17	12	1
Extortion/Blackmail	0	0	0	0
Fraud - False Pretenses	55	18	13	0
Fraud - Credit Card/ATM	5	2	1	0
Fraud - Impersonation	20	9	5	1
Fraud - Welfare	0	0	0	0
Fraud - Wire	3	0	0	0
Motor Vehicle Theft	15	6	4	4
Robbery	20	9	15	0
Stolen Property Offenses	4	3	2	0
Theft - Pocket-picking	1	0	0	0
Theft - Purse Snatching	0	0	0	0
Theft - Shoplifting	231	190	169	69
Theft From Building	74	16	11	0
Theft From Coin Machine	3	1	2	0
Theft From Motor Vehicle	68	9	6	1
Theft of Motor Vehicle Parts	22	1	1	0
Theft - All Other Larceny	43	6	4	0
Crimes Against Society				
Drug/Narcotic Violations	196	191	195	8
Drug/Narcotic Equipment Violations	103	102	31	0
Gambling - Betting/Wagering	0	0	0	0
Gambling - Operating/Promoting	0	0	0	0
Gambling - Equipment Violations	0	0	0	0
Gambling - Sports Tampering	0	0	0	0
Pornography/Obscene Material	0	0	0	0
Prostitution	4	4	3	0
Prostitution Assisting/Promoting	1	1	0	0
Purchasing Prostitution	1	1	0	0
Weapon Law Violations	19	18	9	0
Total Group A Offenses	1,364	791	613	96



2014 Population Estimate 1,192

Offense Overview

Offense Total 25
Number Cleared 11
Percent Cleared 44.00 %

Group A Crimes per 100,000 population 2,097.3

Arrest Overview

Total Arrests 47
Adult Arrests 47
Juvenile Arrests 0
Unknown Age 0

Arrests per 100,000 population 3,943.0

Average number offenses/incident 1.09

Domestic Violence Victims		
Offense	Reported	Cleared
Murder	0	0
Aggravated Assault	3	3
Simple Assault	3	3
Intimidation	0	0
Stalking	0	0
Forcible Rape	0	0
Forcible Sodomy	0	0
Sexual Assault W/Object	0	0
Forcible Fondling	0	0
Incest	0	0
Statutory Rape	0	0
Kidnapping/Abduction	0	0
Total	6	6

TIBRS Group B Arrests		
Offense	Adult	Juvenile
Bad Checks	18	0
Curfew/Vagrancy	0	0
Disorderly Conduct	0	0
DUI	2	0
Drunkenness	13	0
Family-Non Violent	3	0
Liquor Law Violations	0	0
Peeping Tom	0	0
Trespass	0	0
All Other Offenses	1	0
Total Group B	37	0

TIBRS Group A Offenses	Offenses		Arrests	
	Reported	Cleared	Adult	Juvenile
Crimes Against Persons				
Murder	0	0	0	0
Negligent Manslaughter	0	0	0	0
Kidnapping/Abduction	0	0	0	0
Forcible Rape	0	0	0	0
Forcible Sodomy	0	0	0	0
Sexual Assault W/Object	0	0	0	0
Forcible Fondling	0	0	0	0
Incest	0	0	0	0
Statutory Rape	0	0	0	0
Aggravated Assault	3	3	2	0
Simple Assault	4	4	4	0
Intimidation	0	0	0	0
Stalking	0	0	0	0
Commercial Sex Acts	0	0	0	0
Involuntary Servitude	0	0	0	0
Crimes Against Property				
Arson	0	0	0	0
Bribery	0	0	0	0
Burglary	5	0	0	0
Counterfeiting/Forgery	0	0	0	0
Destruction/Damage/Vandalism	3	1	1	0
Embezzlement	0	0	0	0
Extortion/Blackmail	0	0	0	0
Fraud - False Pretenses	0	0	0	0
Fraud - Credit Card/ATM	0	0	0	0
Fraud - Impersonation	0	0	0	0
Fraud - Welfare	0	0	0	0
Fraud - Wire	0	0	0	0
Motor Vehicle Theft	0	0	0	0
Robbery	0	0	0	0
Stolen Property Offenses	0	0	0	0
Theft - Pocket-picking	0	0	0	0
Theft - Purse Snatching	0	0	0	0
Theft - Shoplifting	1	1	1	0
Theft From Building	2	1	1	0
Theft From Coin Machine	0	0	0	0
Theft From Motor Vehicle	3	0	0	0
Theft of Motor Vehicle Parts	2	0	0	0
Theft - All Other Larceny	1	0	0	0
Crimes Against Society				
Drug/Narcotic Violations	0	0	0	0
Drug/Narcotic Equipment Violations	1	1	1	0
Gambling - Betting/Wagering	0	0	0	0
Gambling - Operating/Promoting	0	0	0	0
Gambling - Equipment Violations	0	0	0	0
Gambling - Sports Tampering	0	0	0	0
Pornography/Obscene Material	0	0	0	0
Prostitution	0	0	0	0
Prostitution Assisting/Promoting	0	0	0	0
Purchasing Prostitution	0	0	0	0
Weapon Law Violations	0	0	0	0
Total Group A Offenses	25	11	10	0



Grand Junction Police Department - 2015

2014 Population Estimate 307

Offense Overview

Offense Total 26
 Number Cleared 16
 Percent Cleared 61.54 %

Group A Crimes per 100,000 population 8,469.1

Arrest Overview

Total Arrests 20
 Adult Arrests 20
 Juvenile Arrests 0
 Unknown Age 0

Arrests per 100,000 population 6,514.7

Average number offenses/incident 1.00

Domestic Violence Victims		
Offense	Reported	Cleared
Murder	0	0
Aggravated Assault	0	0
Simple Assault	2	1
Intimidation	0	0
Stalking	0	0
Forcible Rape	0	0
Forcible Sodomy	0	0
Sexual Assault W/Object	0	0
Forcible Fondling	0	0
Incest	0	0
Statutory Rape	0	0
Kidnapping/Abduction	0	0
Total	2	1

TIBRS Group B Arrests		
Offense	Adult	Juvenile
Bad Checks	0	0
Curfew/Vagrancy	0	0
Disorderly Conduct	2	0
DUI	2	0
Drunkenness	0	0
Family-Non Violent	0	0
Liquor Law Violations	0	0
Peeping Tom	0	0
Trespass	0	0
All Other Offenses	0	0
Total Group B	4	0

TIBRS Group A Offenses	Offenses		Arrests	
	Reported	Cleared	Adult	Juvenile
Crimes Against Persons				
Murder	0	0	0	0
Negligent Manslaughter	0	0	0	0
Kidnapping/Abduction	0	0	0	0
Forcible Rape	0	0	0	0
Forcible Sodomy	0	0	0	0
Sexual Assault W/Object	0	0	0	0
Forcible Fondling	0	0	0	0
Incest	0	0	0	0
Statutory Rape	0	0	0	0
Aggravated Assault	0	0	0	0
Simple Assault	3	2	2	0
Intimidation	1	1	1	0
Stalking	0	0	0	0
Commercial Sex Acts	0	0	0	0
Involuntary Servitude	0	0	0	0
Crimes Against Property				
Arson	0	0	0	0
Bribery	0	0	0	0
Burglary	0	0	0	0
Counterfeiting/Forgery	0	0	0	0
Destruction/Damage/Vandalism	4	0	0	0
Embezzlement	0	0	0	0
Extortion/Blackmail	0	0	0	0
Fraud - False Pretenses	0	0	0	0
Fraud - Credit Card/ATM	0	0	0	0
Fraud - Impersonation	0	0	0	0
Fraud - Welfare	0	0	0	0
Fraud - Wire	0	0	0	0
Motor Vehicle Theft	3	1	1	0
Robbery	1	0	0	0
Stolen Property Offenses	0	0	0	0
Theft - Pocket-picking	0	0	0	0
Theft - Purse Snatching	0	0	0	0
Theft - Shoplifting	3	3	3	0
Theft From Building	2	0	0	0
Theft From Coin Machine	0	0	0	0
Theft From Motor Vehicle	0	0	0	0
Theft of Motor Vehicle Parts	0	0	0	0
Theft - All Other Larceny	0	0	0	0
Crimes Against Society				
Drug/Narcotic Violations	9	9	9	0
Drug/Narcotic Equipment Violations	0	0	0	0
Gambling - Betting/Wagering	0	0	0	0
Gambling - Operating/Promoting	0	0	0	0
Gambling - Equipment Violations	0	0	0	0
Gambling - Sports Tampering	0	0	0	0
Pornography/Obscene Material	0	0	0	0
Prostitution	0	0	0	0
Prostitution Assisting/Promoting	0	0	0	0
Purchasing Prostitution	0	0	0	0
Weapon Law Violations	0	0	0	0
Total Group A Offenses	26	16	16	0



Greenville Police Department - 2015

2014 Population Estimate 1,528

Offense Overview

Offense Total 38
 Number Cleared 23
 Percent Cleared 60.53 %

Group A Crimes per 100,000 population 2,486.9

Arrest Overview

Total Arrests 32
 Adult Arrests 32
 Juvenile Arrests 0
 Unknown Age 0

Arrests per 100,000 population 2,094.2

Average number offenses/incident 1.09

Domestic Violence Victims		
Offense	Reported	Cleared
Murder	0	0
Aggravated Assault	2	2
Simple Assault	11	10
Intimidation	0	0
Stalking	0	0
Forcible Rape	0	0
Forcible Sodomy	0	0
Sexual Assault W/Object	0	0
Forcible Fondling	0	0
Incest	0	0
Statutory Rape	0	0
Kidnapping/Abduction	0	0
Total	13	12

TIBRS Group B Arrests		
Offense	Adult	Juvenile
Bad Checks	0	0
Curfew/Vagrancy	0	0
Disorderly Conduct	1	0
DUI	10	0
Drunkenness	0	0
Family-Non Violent	1	0
Liquor Law Violations	0	0
Peeping Tom	0	0
Trespass	0	0
All Other Offenses	0	0
Total Group B	12	0

TIBRS Group A Offenses	Offenses		Arrests	
	Reported	Cleared	Adult	Juvenile
Crimes Against Persons				
Murder	0	0	0	0
Negligent Manslaughter	0	0	0	0
Kidnapping/Abduction	0	0	0	0
Forcible Rape	0	0	0	0
Forcible Sodomy	0	0	0	0
Sexual Assault W/Object	0	0	0	0
Forcible Fondling	0	0	0	0
Incest	0	0	0	0
Statutory Rape	0	0	0	0
Aggravated Assault	3	3	2	0
Simple Assault	12	11	9	0
Intimidation	0	0	0	0
Stalking	0	0	0	0
Commercial Sex Acts	0	0	0	0
Involuntary Servitude	0	0	0	0
Crimes Against Property				
Arson	0	0	0	0
Bribery	0	0	0	0
Burglary	4	1	1	0
Counterfeiting/Forgery	0	0	0	0
Destruction/Damage/Vandalism	4	0	0	0
Embezzlement	0	0	0	0
Extortion/Blackmail	0	0	0	0
Fraud - False Pretenses	0	0	0	0
Fraud - Credit Card/ATM	0	0	0	0
Fraud - Impersonation	2	1	1	0
Fraud - Welfare	0	0	0	0
Fraud - Wire	0	0	0	0
Motor Vehicle Theft	1	0	0	0
Robbery	0	0	0	0
Stolen Property Offenses	0	0	0	0
Theft - Pocket-picking	0	0	0	0
Theft - Purse Snatching	0	0	0	0
Theft - Shoplifting	0	0	0	0
Theft From Building	4	1	1	0
Theft From Coin Machine	0	0	0	0
Theft From Motor Vehicle	3	1	1	0
Theft of Motor Vehicle Parts	0	0	0	0
Theft - All Other Larceny	0	0	0	0
Crimes Against Society				
Drug/Narcotic Violations	4	4	4	0
Drug/Narcotic Equipment Violations	1	1	1	0
Gambling - Betting/Wagering	0	0	0	0
Gambling - Operating/Promoting	0	0	0	0
Gambling - Equipment Violations	0	0	0	0
Gambling - Sports Tampering	0	0	0	0
Pornography/Obscene Material	0	0	0	0
Prostitution	0	0	0	0
Prostitution Assisting/Promoting	0	0	0	0
Purchasing Prostitution	0	0	0	0
Weapon Law Violations	0	0	0	0
Total Group A Offenses	38	23	20	0



Greenbrier Police Department - 2015

2014 Population Estimate **6,685**

Offense Overview

Offense Total 675

Number Cleared 480

Percent Cleared 71.11 %

Group A Crimes per 100,000 population 10,097.2

Arrest Overview

Total Arrests 440

Adult Arrests 363

Juvenile Arrests 77

Unknown Age 0

Arrests per 100,000 population 6,581.9

Average number offenses/incident 1.31

Domestic Violence Victims		
Offense	Reported	Cleared
Murder	0	0
Aggravated Assault	8	6
Simple Assault	65	42
Intimidation	12	2
Stalking	1	0
Forcible Rape	1	1
Forcible Sodomy	0	0
Sexual Assault W/Object	0	0
Forcible Fondling	1	0
Incest	0	0
Statutory Rape	0	0
Kidnapping/Abduction	0	0
Total	88	51

TIBRS Group B Arrests		
Offense	Adult	Juvenile
Bad Checks	0	0
Curfew/Vagrancy	0	4
Disorderly Conduct	3	4
DUI	38	0
Drunkenness	16	1
Family-Non Violent	1	0
Liquor Law Violations	4	3
Peeping Tom	0	0
Trespass	3	0
All Other Offenses	38	10
Total Group B	103	22

TIBRS Group A Offenses	Offenses		Arrests	
	Reported	Cleared	Adult	Juvenile
Crimes Against Persons				
Murder	0	0	0	0
Negligent Manslaughter	0	0	0	0
Kidnapping/Abduction	0	0	0	0
Forcible Rape	1	1	0	0
Forcible Sodomy	0	0	0	0
Sexual Assault W/Object	0	0	0	0
Forcible Fondling	6	5	4	0
Incest	0	0	0	0
Statutory Rape	0	0	0	0
Aggravated Assault	17	13	9	2
Simple Assault	96	60	19	6
Intimidation	34	12	2	0
Stalking	1	0	0	0
Commercial Sex Acts	0	0	0	0
Involuntary Servitude	0	0	0	0
Crimes Against Property				
Arson	1	1	0	0
Bribery	0	0	0	0
Burglary	17	4	6	0
Counterfeiting/Forgery	7	5	5	0
Destruction/Damage/Vandalism	36	8	2	2
Embezzlement	0	0	0	0
Extortion/Blackmail	0	0	0	0
Fraud - False Pretenses	6	2	0	0
Fraud - Credit Card/ATM	4	0	0	0
Fraud - Impersonation	4	2	1	0
Fraud - Welfare	0	0	0	0
Fraud - Wire	0	0	0	0
Motor Vehicle Theft	7	0	0	0
Robbery	4	3	3	0
Stolen Property Offenses	2	2	1	0
Theft - Pocket-picking	0	0	0	0
Theft - Purse Snatching	0	0	0	0
Theft - Shoplifting	4	2	1	0
Theft From Building	18	3	1	0
Theft From Coin Machine	0	0	0	0
Theft From Motor Vehicle	14	0	0	0
Theft of Motor Vehicle Parts	5	0	0	0
Theft - All Other Larceny	9	0	0	0
Crimes Against Society				
Drug/Narcotic Violations	230	208	178	25
Drug/Narcotic Equipment Violations	118	117	23	2
Gambling - Betting/Wagering	0	0	0	0
Gambling - Operating/Promoting	0	0	0	0
Gambling - Equipment Violations	1	0	0	0
Gambling - Sports Tampering	0	0	0	0
Pornography/Obscene Material	18	17	1	15
Prostitution	0	0	0	0
Prostitution Assisting/Promoting	0	0	0	0
Purchasing Prostitution	0	0	0	0
Weapon Law Violations	15	15	4	3
Total Group A Offenses	675	480	260	55



Greenville Police Department - 2015

2014 Population Estimate 15,035

Offense Overview

Offense Total 1,612
 Number Cleared 884
 Percent Cleared 54.84 %

Group A Crimes per 100,000 population 10,721.6

Arrest Overview

Total Arrests 1,006
 Adult Arrests 964
 Juvenile Arrests 42
 Unknown Age 0

Arrests per 100,000 population 6,691.1

Average number offenses/incident 1.17

Domestic Violence Victims		
Offense	Reported	Cleared
Murder	0	0
Aggravated Assault	20	17
Simple Assault	127	102
Intimidation	19	7
Stalking	1	0
Forcible Rape	2	1
Forcible Sodomy	1	0
Sexual Assault W/Object	0	0
Forcible Fondling	2	1
Incest	0	0
Statutory Rape	2	0
Kidnapping/Abduction	3	3
Total	177	131

TIBRS Group B Arrests		
Offense	Adult	Juvenile
Bad Checks	0	0
Curfew/Vagrancy	0	0
Disorderly Conduct	4	0
DUI	98	0
Drunkenness	135	4
Family-Non Violent	2	0
Liquor Law Violations	3	0
Peeping Tom	0	0
Trespass	26	0
All Other Offenses	55	3
Total Group B	323	7

TIBRS Group A Offenses	Offenses		Arrests	
	Reported	Cleared	Adult	Juvenile
Crimes Against Persons				
Murder	0	0	0	0
Negligent Manslaughter	1	1	1	0
Kidnapping/Abduction	3	3	1	0
Forcible Rape	5	3	2	0
Forcible Sodomy	1	0	0	0
Sexual Assault W/Object	0	0	0	0
Forcible Fondling	7	6	1	0
Incest	0	0	0	0
Statutory Rape	5	1	1	0
Aggravated Assault	48	39	31	1
Simple Assault	203	156	96	4
Intimidation	42	16	7	0
Stalking	1	0	0	0
Commercial Sex Acts	0	0	0	0
Involuntary Servitude	0	0	0	0
Crimes Against Property				
Arson	2	0	0	0
Bribery	0	0	0	0
Burglary	98	22	17	3
Counterfeiting/Forgery	61	17	12	0
Destruction/Damage/Vandalism	135	29	12	8
Embezzlement	12	6	6	0
Extortion/Blackmail	0	0	0	0
Fraud - False Pretenses	29	10	4	0
Fraud - Credit Card/ATM	23	13	4	0
Fraud - Impersonation	18	12	11	0
Fraud - Welfare	0	0	0	0
Fraud - Wire	4	2	0	0
Motor Vehicle Theft	39	11	6	1
Robbery	7	5	6	0
Stolen Property Offenses	1	1	2	0
Theft - Pocket-picking	0	0	0	0
Theft - Purse Snatching	1	0	0	0
Theft - Shoplifting	202	150	160	14
Theft From Building	110	45	29	0
Theft From Coin Machine	7	0	0	0
Theft From Motor Vehicle	102	10	7	0
Theft of Motor Vehicle Parts	19	2	0	0
Theft - All Other Larceny	132	36	10	0
Crimes Against Society				
Drug/Narcotic Violations	146	143	144	3
Drug/Narcotic Equipment Violations	136	135	65	0
Gambling - Betting/Wagering	0	0	0	0
Gambling - Operating/Promoting	0	0	0	0
Gambling - Equipment Violations	0	0	0	0
Gambling - Sports Tampering	0	0	0	0
Pornography/Obscene Material	1	0	0	0
Prostitution	1	1	1	0
Prostitution Assisting/Promoting	0	0	0	0
Purchasing Prostitution	0	0	0	0
Weapon Law Violations	10	9	5	1
Total Group A Offenses	1,612	884	641	35



2014 Population Estimate 2,125

Offense Overview

Offense Total 67
 Number Cleared 43
 Percent Cleared 64.18 %

Group A Crimes per 100,000 population 3,152.9

Arrest Overview

Total Arrests 46
 Adult Arrests 44
 Juvenile Arrests 2
 Unknown Age 0

Arrests per 100,000 population 2,164.7

Average number offenses/incident 1.22

Domestic Violence Victims		
Offense	Reported	Cleared
Murder	0	0
Aggravated Assault	1	1
Simple Assault	14	11
Intimidation	0	0
Stalking	0	0
Forcible Rape	0	0
Forcible Sodomy	0	0
Sexual Assault W/Object	0	0
Forcible Fondling	0	0
Incest	0	0
Statutory Rape	0	0
Kidnapping/Abduction	0	0
Total	15	12

TIBRS Group B Arrests		
Offense	Adult	Juvenile
Bad Checks	0	0
Curfew/Vagrancy	0	0
Disorderly Conduct	0	0
DUI	6	0
Drunkenness	1	0
Family-Non Violent	0	0
Liquor Law Violations	2	0
Peeping Tom	0	0
Trespass	1	0
All Other Offenses	0	0
Total Group B	10	0

TIBRS Group A Offenses	Offenses		Arrests	
	Reported	Cleared	Adult	Juvenile
Crimes Against Persons				
Murder	0	0	0	0
Negligent Manslaughter	0	0	0	0
Kidnapping/Abduction	0	0	0	0
Forcible Rape	0	0	0	0
Forcible Sodomy	0	0	0	0
Sexual Assault W/Object	0	0	0	0
Forcible Fondling	0	0	0	0
Incest	0	0	0	0
Statutory Rape	0	0	0	0
Aggravated Assault	1	1	1	0
Simple Assault	21	16	12	1
Intimidation	2	1	1	0
Stalking	0	0	0	0
Commercial Sex Acts	0	0	0	0
Involuntary Servitude	0	0	0	0
Crimes Against Property				
Arson	0	0	0	0
Bribery	0	0	0	0
Burglary	8	0	0	0
Counterfeiting/Forgery	1	0	0	0
Destruction/Damage/Vandalism	5	2	2	0
Embezzlement	0	0	0	0
Extortion/Blackmail	0	0	0	0
Fraud - False Pretenses	0	0	0	0
Fraud - Credit Card/ATM	0	0	0	0
Fraud - Impersonation	0	0	0	0
Fraud - Welfare	0	0	0	0
Fraud - Wire	0	0	0	0
Motor Vehicle Theft	2	1	1	0
Robbery	0	0	0	0
Stolen Property Offenses	0	0	0	0
Theft - Pocket-picking	0	0	0	0
Theft - Purse Snatching	0	0	0	0
Theft - Shoplifting	10	9	7	1
Theft From Building	0	0	0	0
Theft From Coin Machine	0	0	0	0
Theft From Motor Vehicle	1	0	0	0
Theft of Motor Vehicle Parts	0	0	0	0
Theft - All Other Larceny	3	0	0	0
Crimes Against Society				
Drug/Narcotic Violations	9	9	10	0
Drug/Narcotic Equipment Violations	4	4	0	0
Gambling - Betting/Wagering	0	0	0	0
Gambling - Operating/Promoting	0	0	0	0
Gambling - Equipment Violations	0	0	0	0
Gambling - Sports Tampering	0	0	0	0
Pornography/Obscene Material	0	0	0	0
Prostitution	0	0	0	0
Prostitution Assisting/Promoting	0	0	0	0
Purchasing Prostitution	0	0	0	0
Weapon Law Violations	0	0	0	0
Total Group A Offenses	67	43	34	2



2014 Population Estimate 2,202

Offense Overview

Offense Total 77
 Number Cleared 40
 Percent Cleared 51.95 %

Group A Crimes per 100,000 population 3,496.8

Arrest Overview

Total Arrests 44
 Adult Arrests 42
 Juvenile Arrests 2
 Unknown Age 0

Arrests per 100,000 population 1,998.2

Average number offenses/incident 1.28

Domestic Violence Victims		
Offense	Reported	Cleared
Murder	0	0
Aggravated Assault	0	0
Simple Assault	2	1
Intimidation	0	0
Stalking	0	0
Forcible Rape	0	0
Forcible Sodomy	0	0
Sexual Assault W/Object	0	0
Forcible Fondling	0	0
Incest	1	1
Statutory Rape	0	0
Kidnapping/Abduction	0	0
Total	3	2

TIBRS Group B Arrests		
Offense	Adult	Juvenile
Bad Checks	0	0
Curfew/Vagrancy	0	0
Disorderly Conduct	0	0
DUI	5	0
Drunkenness	1	0
Family-Non Violent	0	0
Liquor Law Violations	0	0
Peeping Tom	0	0
Trespass	2	0
All Other Offenses	3	0
Total Group B	11	0

TIBRS Group A Offenses	Offenses		Arrests	
	Reported	Cleared	Adult	Juvenile
Crimes Against Persons				
Murder	0	0	0	0
Negligent Manslaughter	0	0	0	0
Kidnapping/Abduction	0	0	0	0
Forcible Rape	0	0	0	0
Forcible Sodomy	0	0	0	0
Sexual Assault W/Object	0	0	0	0
Forcible Fondling	1	0	0	0
Incest	1	1	1	0
Statutory Rape	0	0	0	0
Aggravated Assault	5	2	2	0
Simple Assault	6	4	4	0
Intimidation	0	0	0	0
Stalking	0	0	0	0
Commercial Sex Acts	0	0	0	0
Involuntary Servitude	0	0	0	0
Crimes Against Property				
Arson	0	0	0	0
Bribery	0	0	0	0
Burglary	5	0	0	0
Counterfeiting/Forgery	9	7	7	0
Destruction/Damage/Vandalism	9	3	1	2
Embezzlement	0	0	0	0
Extortion/Blackmail	0	0	0	0
Fraud - False Pretenses	8	6	0	0
Fraud - Credit Card/ATM	1	1	1	0
Fraud - Impersonation	0	0	0	0
Fraud - Welfare	0	0	0	0
Fraud - Wire	0	0	0	0
Motor Vehicle Theft	6	1	1	0
Robbery	0	0	0	0
Stolen Property Offenses	0	0	0	0
Theft - Pocket-picking	0	0	0	0
Theft - Purse Snatching	0	0	0	0
Theft - Shoplifting	4	4	4	0
Theft From Building	3	2	2	0
Theft From Coin Machine	0	0	0	0
Theft From Motor Vehicle	2	0	0	0
Theft of Motor Vehicle Parts	1	0	0	0
Theft - All Other Larceny	8	3	3	0
Crimes Against Society				
Drug/Narcotic Violations	5	4	5	0
Drug/Narcotic Equipment Violations	3	2	0	0
Gambling - Betting/Wagering	0	0	0	0
Gambling - Operating/Promoting	0	0	0	0
Gambling - Equipment Violations	0	0	0	0
Gambling - Sports Tampering	0	0	0	0
Pornography/Obscene Material	0	0	0	0
Prostitution	0	0	0	0
Prostitution Assisting/Promoting	0	0	0	0
Purchasing Prostitution	0	0	0	0
Weapon Law Violations	0	0	0	0
Total Group A Offenses	77	40	31	2



Harriman Police Department - 2015

2014 Population Estimate 6,219

Offense Overview

Offense Total 914
 Number Cleared 417
 Percent Cleared 45.62 %
 Group A Crimes per 100,000 population 14,696.9

Arrest Overview

Total Arrests 480
 Adult Arrests 461
 Juvenile Arrests 19
 Unknown Age 0
 Arrests per 100,000 population 7,718.3
 Average number offenses/incident 1.21

Domestic Violence Victims		
Offense	Reported	Cleared
Murder	0	0
Aggravated Assault	14	5
Simple Assault	104	50
Intimidation	8	0
Stalking	0	0
Forcible Rape	0	0
Forcible Sodomy	0	0
Sexual Assault W/Object	0	0
Forcible Fondling	2	1
Incest	0	0
Statutory Rape	0	0
Kidnapping/Abduction	2	2
Total	130	58

TIBRS Group B Arrests		
Offense	Adult	Juvenile
Bad Checks	2	0
Curfew/Vagrancy	0	0
Disorderly Conduct	12	7
DUI	20	0
Drunkenness	49	0
Family-Non Violent	3	0
Liquor Law Violations	7	0
Peeping Tom	0	0
Trespass	13	0
All Other Offenses	24	0
Total Group B	130	7

TIBRS Group A Offenses	Offenses		Arrests	
	Reported	Cleared	Adult	Juvenile
Crimes Against Persons				
Murder	0	0	0	0
Negligent Manslaughter	0	0	0	0
Kidnapping/Abduction	3	3	1	0
Forcible Rape	3	1	1	0
Forcible Sodomy	1	1	0	1
Sexual Assault W/Object	0	0	0	0
Forcible Fondling	6	3	2	0
Incest	0	0	0	0
Statutory Rape	0	0	0	0
Aggravated Assault	35	12	10	1
Simple Assault	158	63	43	6
Intimidation	17	0	0	0
Stalking	2	0	0	0
Commercial Sex Acts	0	0	0	0
Involuntary Servitude	0	0	0	0
Crimes Against Property				
Arson	1	0	0	0
Bribery	0	0	0	0
Burglary	72	14	13	1
Counterfeiting/Forgery	15	5	5	0
Destruction/Damage/Vandalism	58	8	2	1
Embezzlement	1	0	0	0
Extortion/Blackmail	0	0	0	0
Fraud - False Pretenses	13	4	1	0
Fraud - Credit Card/ATM	24	4	4	0
Fraud - Impersonation	9	3	2	0
Fraud - Welfare	0	0	0	0
Fraud - Wire	0	0	0	0
Motor Vehicle Theft	26	2	2	0
Robbery	5	3	4	0
Stolen Property Offenses	1	1	1	0
Theft - Pocket-picking	1	1	1	0
Theft - Purse Snatching	0	0	0	0
Theft - Shoplifting	22	12	10	0
Theft From Building	55	6	3	0
Theft From Coin Machine	4	0	0	0
Theft From Motor Vehicle	30	3	2	0
Theft of Motor Vehicle Parts	4	0	0	0
Theft - All Other Larceny	72	15	15	0
Crimes Against Society				
Drug/Narcotic Violations	148	138	131	1
Drug/Narcotic Equipment Violations	116	108	75	1
Gambling - Betting/Wagering	0	0	0	0
Gambling - Operating/Promoting	0	0	0	0
Gambling - Equipment Violations	0	0	0	0
Gambling - Sports Tampering	0	0	0	0
Pornography/Obscene Material	4	0	0	0
Prostitution	0	0	0	0
Prostitution Assisting/Promoting	0	0	0	0
Purchasing Prostitution	0	0	0	0
Weapon Law Violations	8	7	3	0
Total Group A Offenses	914	417	331	12



Henderson Police Department - 2015

2014 Population Estimate **6,513**

Offense Overview

Offense Total 398

Number Cleared 201

Percent Cleared 50.50 %

Group A Crimes per 100,000 population 6,110.9

Arrest Overview

Total Arrests 229

Adult Arrests 200

Juvenile Arrests 29

Unknown Age 0

Arrests per 100,000 population 3,516.0

Average number offenses/incident 1.21

Domestic Violence Victims		
Offense	Reported	Cleared
Murder	0	0
Aggravated Assault	13	13
Simple Assault	33	29
Intimidation	9	3
Stalking	0	0
Forcible Rape	0	0
Forcible Sodomy	0	0
Sexual Assault W/Object	0	0
Forcible Fondling	0	0
Incest	0	0
Statutory Rape	0	0
Kidnapping/Abduction	0	0
Total	55	45

TIBRS Group B Arrests		
Offense	Adult	Juvenile
Bad Checks	0	0
Curfew/Vagrancy	0	0
Disorderly Conduct	6	0
DUI	15	0
Drunkenness	19	3
Family-Non Violent	0	0
Liquor Law Violations	7	1
Peeping Tom	0	0
Trespass	2	0
All Other Offenses	13	0
Total Group B	62	4

TIBRS Group A Offenses	Offenses		Arrests	
	Reported	Cleared	Adult	Juvenile
Crimes Against Persons				
Murder	0	0	0	0
Negligent Manslaughter	0	0	0	0
Kidnapping/Abduction	0	0	0	0
Forcible Rape	0	0	0	0
Forcible Sodomy	0	0	0	0
Sexual Assault W/Object	0	0	0	0
Forcible Fondling	1	1	1	0
Incest	0	0	0	0
Statutory Rape	0	0	0	0
Aggravated Assault	22	21	14	2
Simple Assault	44	34	30	3
Intimidation	34	4	2	0
Stalking	0	0	0	0
Commercial Sex Acts	0	0	0	0
Involuntary Servitude	0	0	0	0
Crimes Against Property				
Arson	0	0	0	0
Bribery	0	0	0	0
Burglary	36	10	10	0
Counterfeiting/Forgery	4	0	0	0
Destruction/Damage/Vandalism	62	18	7	5
Embezzlement	2	0	0	0
Extortion/Blackmail	0	0	0	0
Fraud - False Pretenses	7	0	0	0
Fraud - Credit Card/ATM	4	0	0	0
Fraud - Impersonation	3	1	0	0
Fraud - Welfare	0	0	0	0
Fraud - Wire	5	0	0	0
Motor Vehicle Theft	6	3	2	0
Robbery	0	0	0	0
Stolen Property Offenses	0	0	0	0
Theft - Pocket-picking	0	0	0	0
Theft - Purse Snatching	0	0	0	0
Theft - Shoplifting	7	5	3	1
Theft From Building	22	9	7	1
Theft From Coin Machine	1	0	0	0
Theft From Motor Vehicle	12	0	0	0
Theft of Motor Vehicle Parts	5	0	0	0
Theft - All Other Larceny	25	2	1	2
Crimes Against Society				
Drug/Narcotic Violations	57	56	52	11
Drug/Narcotic Equipment Violations	35	34	7	0
Gambling - Betting/Wagering	0	0	0	0
Gambling - Operating/Promoting	0	0	0	0
Gambling - Equipment Violations	0	0	0	0
Gambling - Sports Tampering	0	0	0	0
Pornography/Obscene Material	0	0	0	0
Prostitution	0	0	0	0
Prostitution Assisting/Promoting	0	0	0	0
Purchasing Prostitution	0	0	0	0
Weapon Law Violations	4	3	2	0
Total Group A Offenses	398	201	138	25



Hendersonville Police Department - 2015

2014 Population Estimate **55,153**

Offense Overview

Offense Total 2,467

Number Cleared 1,259

Percent Cleared 51.03 %

Group A Crimes per 100,000
population 4,473.0

Arrest Overview

Total Arrests 1,439

Adult Arrests 1,215

Juvenile Arrests 224

Unknown Age 0

Arrests per 100,000 population 2,609.1

Average number offenses/incident 1.21

Domestic Violence Victims		
Offense	Reported	Cleared
Murder	0	0
Aggravated Assault	41	39
Simple Assault	251	168
Intimidation	12	8
Stalking	3	1
Forcible Rape	1	1
Forcible Sodomy	0	0
Sexual Assault W/Object	0	0
Forcible Fondling	4	3
Incest	0	0
Statutory Rape	4	3
Kidnapping/Abduction	5	5
Total	321	228

TIBRS Group B Arrests		
Offense	Adult	Juvenile
Bad Checks	0	0
Curfew/Vagrancy	0	11
Disorderly Conduct	10	0
DUI	168	0
Drunkenness	49	1
Family-Non Violent	4	0
Liquor Law Violations	18	2
Peeping Tom	0	0
Trespass	11	0
All Other Offenses	45	54
Total Group B	305	68

TIBRS Group A Offenses	Offenses		Arrests	
	Reported	Cleared	Adult	Juvenile
Crimes Against Persons				
Murder	0	0	0	0
Negligent Manslaughter	0	0	0	0
Kidnapping/Abduction	8	8	7	0
Forcible Rape	6	2	1	1
Forcible Sodomy	0	0	0	0
Sexual Assault W/Object	0	0	0	0
Forcible Fondling	14	10	7	1
Incest	0	0	0	0
Statutory Rape	4	3	1	0
Aggravated Assault	85	74	62	1
Simple Assault	374	216	160	22
Intimidation	23	10	8	2
Stalking	4	1	1	0
Commercial Sex Acts	0	0	0	0
Involuntary Servitude	0	0	0	0
Crimes Against Property				
Arson	2	1	1	0
Bribery	0	0	0	0
Burglary	122	26	17	9
Counterfeiting/Forgery	64	29	21	2
Destruction/Damage/Vandalism	204	46	12	20
Embezzlement	25	10	10	0
Extortion/Blackmail	1	1	0	0
Fraud - False Pretenses	96	28	11	0
Fraud - Credit Card/ATM	100	22	6	1
Fraud - Impersonation	56	7	5	0
Fraud - Welfare	0	0	0	0
Fraud - Wire	0	0	0	0
Motor Vehicle Theft	24	11	9	1
Robbery	10	9	12	6
Stolen Property Offenses	3	3	2	0
Theft - Pocket-picking	0	0	0	0
Theft - Purse Snatching	0	0	0	0
Theft - Shoplifting	346	242	242	51
Theft From Building	153	54	36	4
Theft From Coin Machine	1	0	0	0
Theft From Motor Vehicle	125	19	19	5
Theft of Motor Vehicle Parts	38	2	2	0
Theft - All Other Larceny	151	25	26	0
Crimes Against Society				
Drug/Narcotic Violations	210	198	166	25
Drug/Narcotic Equipment Violations	191	179	57	4
Gambling - Betting/Wagering	0	0	0	0
Gambling - Operating/Promoting	0	0	0	0
Gambling - Equipment Violations	0	0	0	0
Gambling - Sports Tampering	0	0	0	0
Pornography/Obscene Material	2	1	0	1
Prostitution	1	1	1	0
Prostitution Assisting/Promoting	1	1	0	0
Purchasing Prostitution	0	0	0	0
Weapon Law Violations	23	20	8	0
Total Group A Offenses	2,467	1,259	910	156



2014 Population Estimate	921
Offense Overview	
Offense Total	87
Number Cleared	21
Percent Cleared	24.14 %
Group A Crimes per 100,000 population	9,446.3
Arrest Overview	
Total Arrests	24
Adult Arrests	23
Juvenile Arrests	1
Unknown Age	0
Arrests per 100,000 population	2,605.9
Average number offenses/incident	1.18

Domestic Violence Victims		
Offense	Reported	Cleared
Murder	0	0
Aggravated Assault	5	3
Simple Assault	6	4
Intimidation	1	0
Stalking	0	0
Forcible Rape	1	1
Forcible Sodomy	0	0
Sexual Assault W/Object	0	0
Forcible Fondling	0	0
Incest	0	0
Statutory Rape	0	0
Kidnapping/Abduction	0	0
Total	13	8

TIBRS Group B Arrests		
Offense	Adult	Juvenile
Bad Checks	0	0
Curfew/Vagrancy	0	0
Disorderly Conduct	0	0
DUI	4	0
Drunkenness	0	0
Family-Non Violent	0	0
Liquor Law Violations	0	0
Peeping Tom	0	0
Trespass	0	0
All Other Offenses	4	0
Total Group B	8	0

TIBRS Group A Offenses	Offenses		Arrests	
	Reported	Cleared	Adult	Juvenile
Crimes Against Persons				
Murder	0	0	0	0
Negligent Manslaughter	0	0	0	0
Kidnapping/Abduction	0	0	0	0
Forcible Rape	1	1	1	0
Forcible Sodomy	0	0	0	0
Sexual Assault W/Object	0	0	0	0
Forcible Fondling	0	0	0	0
Incest	0	0	0	0
Statutory Rape	0	0	0	0
Aggravated Assault	12	7	6	0
Simple Assault	9	4	4	0
Intimidation	5	0	0	0
Stalking	0	0	0	0
Commercial Sex Acts	0	0	0	0
Involuntary Servitude	0	0	0	0
Crimes Against Property				
Arson	0	0	0	0
Bribery	0	0	0	0
Burglary	13	0	0	0
Counterfeiting/Forgery	1	1	0	0
Destruction/Damage/Vandalism	18	1	0	0
Embezzlement	0	0	0	0
Extortion/Blackmail	0	0	0	0
Fraud - False Pretenses	0	0	0	0
Fraud - Credit Card/ATM	3	0	0	0
Fraud - Impersonation	0	0	0	0
Fraud - Welfare	0	0	0	0
Fraud - Wire	0	0	0	0
Motor Vehicle Theft	1	0	0	0
Robbery	2	0	0	0
Stolen Property Offenses	0	0	0	0
Theft - Pocket-picking	0	0	0	0
Theft - Purse Snatching	0	0	0	0
Theft - Shoplifting	5	3	2	0
Theft From Building	2	0	0	0
Theft From Coin Machine	0	0	0	0
Theft From Motor Vehicle	2	0	0	0
Theft of Motor Vehicle Parts	0	0	0	0
Theft - All Other Larceny	11	3	1	1
Crimes Against Society				
Drug/Narcotic Violations	1	0	0	0
Drug/Narcotic Equipment Violations	0	0	0	0
Gambling - Betting/Wagering	0	0	0	0
Gambling - Operating/Promoting	0	0	0	0
Gambling - Equipment Violations	0	0	0	0
Gambling - Sports Tampering	0	0	0	0
Pornography/Obscene Material	0	0	0	0
Prostitution	0	0	0	0
Prostitution Assisting/Promoting	0	0	0	0
Purchasing Prostitution	0	0	0	0
Weapon Law Violations	1	1	1	0
Total Group A Offenses	87	21	15	1



2014 Population Estimate 470

Offense Overview

Offense Total 17
 Number Cleared 3
 Percent Cleared 17.65 %

Group A Crimes per 100,000 population 3,617.0

Arrest Overview

Total Arrests 4
 Adult Arrests 4
 Juvenile Arrests 0
 Unknown Age 0

Arrests per 100,000 population 851.1

Average number offenses/incident 1.13

Domestic Violence Victims		
Offense	Reported	Cleared
Murder	0	0
Aggravated Assault	2	2
Simple Assault	0	0
Intimidation	0	0
Stalking	0	0
Forcible Rape	0	0
Forcible Sodomy	0	0
Sexual Assault W/Object	0	0
Forcible Fondling	0	0
Incest	0	0
Statutory Rape	0	0
Kidnapping/Abduction	0	0
Total	2	2

TIBRS Group B Arrests		
Offense	Adult	Juvenile
Bad Checks	0	0
Curfew/Vagrancy	0	0
Disorderly Conduct	0	0
DUI	0	0
Drunkenness	1	0
Family-Non Violent	0	0
Liquor Law Violations	0	0
Peeping Tom	0	0
Trespass	0	0
All Other Offenses	0	0
Total Group B	1	0

TIBRS Group A Offenses	Offenses		Arrests	
	Reported	Cleared	Adult	Juvenile
Crimes Against Persons				
Murder	0	0	0	0
Negligent Manslaughter	0	0	0	0
Kidnapping/Abduction	0	0	0	0
Forcible Rape	0	0	0	0
Forcible Sodomy	0	0	0	0
Sexual Assault W/Object	0	0	0	0
Forcible Fondling	0	0	0	0
Incest	0	0	0	0
Statutory Rape	0	0	0	0
Aggravated Assault	2	2	1	0
Simple Assault	0	0	0	0
Intimidation	0	0	0	0
Stalking	0	0	0	0
Commercial Sex Acts	0	0	0	0
Involuntary Servitude	0	0	0	0
Crimes Against Property				
Arson	0	0	0	0
Bribery	0	0	0	0
Burglary	0	0	0	0
Counterfeiting/Forgery	0	0	0	0
Destruction/Damage/Vandalism	4	0	0	0
Embezzlement	0	0	0	0
Extortion/Blackmail	0	0	0	0
Fraud - False Pretenses	0	0	0	0
Fraud - Credit Card/ATM	0	0	0	0
Fraud - Impersonation	2	0	0	0
Fraud - Welfare	0	0	0	0
Fraud - Wire	0	0	0	0
Motor Vehicle Theft	0	0	0	0
Robbery	0	0	0	0
Stolen Property Offenses	0	0	0	0
Theft - Pocket-picking	0	0	0	0
Theft - Purse Snatching	0	0	0	0
Theft - Shoplifting	0	0	0	0
Theft From Building	0	0	0	0
Theft From Coin Machine	0	0	0	0
Theft From Motor Vehicle	0	0	0	0
Theft of Motor Vehicle Parts	0	0	0	0
Theft - All Other Larceny	6	0	0	0
Crimes Against Society				
Drug/Narcotic Violations	1	0	0	0
Drug/Narcotic Equipment Violations	1	0	0	0
Gambling - Betting/Wagering	0	0	0	0
Gambling - Operating/Promoting	0	0	0	0
Gambling - Equipment Violations	0	0	0	0
Gambling - Sports Tampering	0	0	0	0
Pornography/Obscene Material	1	1	2	0
Prostitution	0	0	0	0
Prostitution Assisting/Promoting	0	0	0	0
Purchasing Prostitution	0	0	0	0
Weapon Law Violations	0	0	0	0
Total Group A Offenses	17	3	3	0



Hohenwald Police Department - 2015

2014 Population Estimate **3,679**

Offense Overview

Offense Total 507

Number Cleared 324

Percent Cleared 63.91 %

Group A Crimes per 100,000 population 13,780.9

Arrest Overview

Total Arrests 352

Adult Arrests 292

Juvenile Arrests 60

Unknown Age 0

Arrests per 100,000 population 9,567.8

Average number offenses/incident 1.29

Domestic Violence Victims		
Offense	Reported	Cleared
Murder	0	0
Aggravated Assault	8	7
Simple Assault	38	31
Intimidation	4	3
Stalking	0	0
Forcible Rape	0	0
Forcible Sodomy	0	0
Sexual Assault W/Object	0	0
Forcible Fondling	0	0
Incest	0	0
Statutory Rape	0	0
Kidnapping/Abduction	1	1
Total	51	42

TIBRS Group B Arrests		
Offense	Adult	Juvenile
Bad Checks	0	0
Curfew/Vagrancy	0	5
Disorderly Conduct	4	0
DUI	23	0
Drunkenness	6	0
Family-Non Violent	0	0
Liquor Law Violations	27	0
Peeping Tom	0	0
Trespass	7	0
All Other Offenses	13	13
Total Group B	80	18

TIBRS Group A Offenses	Offenses		Arrests	
	Reported	Cleared	Adult	Juvenile
Crimes Against Persons				
Murder	0	0	0	0
Negligent Manslaughter	0	0	0	0
Kidnapping/Abduction	1	1	0	0
Forcible Rape	3	1	0	1
Forcible Sodomy	1	1	1	0
Sexual Assault W/Object	0	0	0	0
Forcible Fondling	0	0	0	0
Incest	0	0	0	0
Statutory Rape	1	1	1	0
Aggravated Assault	18	13	8	3
Simple Assault	56	45	35	5
Intimidation	8	6	2	1
Stalking	0	0	0	0
Commercial Sex Acts	0	0	0	0
Involuntary Servitude	0	0	0	0
Crimes Against Property				
Arson	0	0	0	0
Bribery	0	0	0	0
Burglary	33	9	7	4
Counterfeiting/Forgery	19	9	2	0
Destruction/Damage/Vandalism	41	20	3	5
Embezzlement	3	3	3	0
Extortion/Blackmail	0	0	0	0
Fraud - False Pretenses	18	8	3	0
Fraud - Credit Card/ATM	0	0	0	0
Fraud - Impersonation	1	1	0	0
Fraud - Welfare	0	0	0	0
Fraud - Wire	1	0	0	0
Motor Vehicle Theft	10	6	5	0
Robbery	2	1	1	0
Stolen Property Offenses	0	0	0	0
Theft - Pocket-picking	0	0	0	0
Theft - Purse Snatching	0	0	0	0
Theft - Shoplifting	53	43	38	5
Theft From Building	39	12	9	2
Theft From Coin Machine	0	0	0	0
Theft From Motor Vehicle	22	5	3	2
Theft of Motor Vehicle Parts	0	0	0	0
Theft - All Other Larceny	39	13	7	4
Crimes Against Society				
Drug/Narcotic Violations	70	63	65	7
Drug/Narcotic Equipment Violations	54	50	13	2
Gambling - Betting/Wagering	0	0	0	0
Gambling - Operating/Promoting	0	0	0	0
Gambling - Equipment Violations	0	0	0	0
Gambling - Sports Tampering	0	0	0	0
Pornography/Obscene Material	0	0	0	0
Prostitution	0	0	0	0
Prostitution Assisting/Promoting	0	0	0	0
Purchasing Prostitution	0	0	0	0
Weapon Law Violations	14	13	6	1
Total Group A Offenses	507	324	212	42



2014 Population Estimate 706

Offense Overview

Offense Total 25
Number Cleared 9
Percent Cleared 36.00 %

Group A Crimes per 100,000 population 3,541.1

Arrest Overview

Total Arrests 13
Adult Arrests 13
Juvenile Arrests 0
Unknown Age 0

Arrests per 100,000 population 1,841.4

Average number offenses/incident 1.04

Domestic Violence Victims		
Offense	Reported	Cleared
Murder	0	0
Aggravated Assault	1	1
Simple Assault	4	4
Intimidation	0	0
Stalking	0	0
Forcible Rape	0	0
Forcible Sodomy	0	0
Sexual Assault W/Object	0	0
Forcible Fondling	0	0
Incest	0	0
Statutory Rape	0	0
Kidnapping/Abduction	0	0
Total	5	5

TIBRS Group B Arrests		
Offense	Adult	Juvenile
Bad Checks	0	0
Curfew/Vagrancy	0	0
Disorderly Conduct	0	0
DUI	0	0
Drunkenness	2	0
Family-Non Violent	0	0
Liquor Law Violations	0	0
Peeping Tom	0	0
Trespass	1	0
All Other Offenses	1	0
Total Group B	4	0

TIBRS Group A Offenses	Offenses		Arrests	
	Reported	Cleared	Adult	Juvenile
Crimes Against Persons				
Murder	0	0	0	0
Negligent Manslaughter	0	0	0	0
Kidnapping/Abduction	0	0	0	0
Forcible Rape	0	0	0	0
Forcible Sodomy	0	0	0	0
Sexual Assault W/Object	0	0	0	0
Forcible Fondling	0	0	0	0
Incest	0	0	0	0
Statutory Rape	0	0	0	0
Aggravated Assault	1	1	1	0
Simple Assault	4	4	4	0
Intimidation	0	0	0	0
Stalking	0	0	0	0
Commercial Sex Acts	0	0	0	0
Involuntary Servitude	0	0	0	0
Crimes Against Property				
Arson	0	0	0	0
Bribery	0	0	0	0
Burglary	4	1	2	0
Counterfeiting/Forgery	0	0	0	0
Destruction/Damage/Vandalism	0	0	0	0
Embezzlement	0	0	0	0
Extortion/Blackmail	0	0	0	0
Fraud - False Pretenses	0	0	0	0
Fraud - Credit Card/ATM	9	0	0	0
Fraud - Impersonation	0	0	0	0
Fraud - Welfare	0	0	0	0
Fraud - Wire	0	0	0	0
Motor Vehicle Theft	1	1	1	0
Robbery	0	0	0	0
Stolen Property Offenses	0	0	0	0
Theft - Pocket-picking	0	0	0	0
Theft - Purse Snatching	0	0	0	0
Theft - Shoplifting	0	0	0	0
Theft From Building	2	0	0	0
Theft From Coin Machine	0	0	0	0
Theft From Motor Vehicle	1	0	0	0
Theft of Motor Vehicle Parts	0	0	0	0
Theft - All Other Larceny	1	0	0	0
Crimes Against Society				
Drug/Narcotic Violations	1	1	1	0
Drug/Narcotic Equipment Violations	1	1	0	0
Gambling - Betting/Wagering	0	0	0	0
Gambling - Operating/Promoting	0	0	0	0
Gambling - Equipment Violations	0	0	0	0
Gambling - Sports Tampering	0	0	0	0
Pornography/Obscene Material	0	0	0	0
Prostitution	0	0	0	0
Prostitution Assisting/Promoting	0	0	0	0
Purchasing Prostitution	0	0	0	0
Weapon Law Violations	0	0	0	0
Total Group A Offenses	25	9	9	0



2014 Population Estimate 412

Offense Overview

Offense Total 8
Number Cleared 4
Percent Cleared 50.00 %

Group A Crimes per 100,000 population 1,941.7

Arrest Overview

Total Arrests 3
Adult Arrests 3
Juvenile Arrests 0
Unknown Age 0

Arrests per 100,000 population 728.2

Average number offenses/incident 1.14

Domestic Violence Victims		
Offense	Reported	Cleared
Murder	0	0
Aggravated Assault	0	0
Simple Assault	1	1
Intimidation	0	0
Stalking	0	0
Forcible Rape	0	0
Forcible Sodomy	0	0
Sexual Assault W/Object	0	0
Forcible Fondling	0	0
Incest	0	0
Statutory Rape	0	0
Kidnapping/Abduction	0	0
Total	1	1

TIBRS Group B Arrests		
Offense	Adult	Juvenile
Bad Checks	0	0
Curfew/Vagrancy	0	0
Disorderly Conduct	0	0
DUI	0	0
Drunkenness	0	0
Family-Non Violent	0	0
Liquor Law Violations	0	0
Peeping Tom	0	0
Trespass	0	0
All Other Offenses	0	0
Total Group B	0	0

TIBRS Group A Offenses	Offenses		Arrests	
	Reported	Cleared	Adult	Juvenile
Crimes Against Persons				
Murder	0	0	0	0
Negligent Manslaughter	0	0	0	0
Kidnapping/Abduction	0	0	0	0
Forcible Rape	0	0	0	0
Forcible Sodomy	0	0	0	0
Sexual Assault W/Object	0	0	0	0
Forcible Fondling	0	0	0	0
Incest	0	0	0	0
Statutory Rape	0	0	0	0
Aggravated Assault	0	0	0	0
Simple Assault	1	1	1	0
Intimidation	0	0	0	0
Stalking	0	0	0	0
Commercial Sex Acts	0	0	0	0
Involuntary Servitude	0	0	0	0
Crimes Against Property				
Arson	0	0	0	0
Bribery	0	0	0	0
Burglary	0	0	0	0
Counterfeiting/Forgery	0	0	0	0
Destruction/Damage/Vandalism	0	0	0	0
Embezzlement	0	0	0	0
Extortion/Blackmail	0	0	0	0
Fraud - False Pretenses	0	0	0	0
Fraud - Credit Card/ATM	0	0	0	0
Fraud - Impersonation	0	0	0	0
Fraud - Welfare	0	0	0	0
Fraud - Wire	0	0	0	0
Motor Vehicle Theft	0	0	0	0
Robbery	0	0	0	0
Stolen Property Offenses	0	0	0	0
Theft - Pocket-picking	0	0	0	0
Theft - Purse Snatching	0	0	0	0
Theft - Shoplifting	0	0	0	0
Theft From Building	2	0	0	0
Theft From Coin Machine	0	0	0	0
Theft From Motor Vehicle	1	0	0	0
Theft of Motor Vehicle Parts	0	0	0	0
Theft - All Other Larceny	1	0	0	0
Crimes Against Society				
Drug/Narcotic Violations	1	1	1	0
Drug/Narcotic Equipment Violations	1	1	0	0
Gambling - Betting/Wagering	0	0	0	0
Gambling - Operating/Promoting	0	0	0	0
Gambling - Equipment Violations	0	0	0	0
Gambling - Sports Tampering	0	0	0	0
Pornography/Obscene Material	0	0	0	0
Prostitution	0	0	0	0
Prostitution Assisting/Promoting	0	0	0	0
Purchasing Prostitution	0	0	0	0
Weapon Law Violations	1	1	1	0
Total Group A Offenses	8	4	3	0



Humboldt Police Department - 2015

2014 Population Estimate 8,348

Offense Overview

Offense Total 843
Number Cleared 310
Percent Cleared 36.77 %

Group A Crimes per 100,000 population 10,098.2

Arrest Overview

Total Arrests 381
Adult Arrests 354
Juvenile Arrests 27
Unknown Age 0

Arrests per 100,000 population 4,564.0

Average number offenses/incident 1.18

Domestic Violence Victims		
Offense	Reported	Cleared
Murder	0	0
Aggravated Assault	21	21
Simple Assault	83	49
Intimidation	12	8
Stalking	2	1
Forcible Rape	2	2
Forcible Sodomy	0	0
Sexual Assault W/Object	0	0
Forcible Fondling	0	0
Incest	0	0
Statutory Rape	0	0
Kidnapping/Abduction	1	0
Total	121	81

TIBRS Group B Arrests		
Offense	Adult	Juvenile
Bad Checks	0	0
Curfew/Vagrancy	0	0
Disorderly Conduct	16	5
DUI	36	0
Drunkenness	30	0
Family-Non Violent	1	0
Liquor Law Violations	5	1
Peeping Tom	0	0
Trespass	9	0
All Other Offenses	30	2
Total Group B	127	8

TIBRS Group A Offenses	Offenses		Arrests	
	Reported	Cleared	Adult	Juvenile
Crimes Against Persons				
Murder	0	0	0	0
Negligent Manslaughter	0	0	0	0
Kidnapping/Abduction	3	2	1	0
Forcible Rape	4	4	3	1
Forcible Sodomy	3	0	0	0
Sexual Assault W/Object	1	1	0	1
Forcible Fondling	2	1	0	0
Incest	0	0	0	0
Statutory Rape	1	1	2	0
Aggravated Assault	56	35	25	1
Simple Assault	123	59	49	1
Intimidation	33	9	9	0
Stalking	5	2	2	0
Commercial Sex Acts	0	0	0	0
Involuntary Servitude	0	0	0	0
Crimes Against Property				
Arson	2	1	0	0
Bribery	0	0	0	0
Burglary	73	14	11	2
Counterfeiting/Forgery	11	8	6	0
Destruction/Damage/Vandalism	119	23	11	4
Embezzlement	2	2	2	0
Extortion/Blackmail	0	0	0	0
Fraud - False Pretenses	8	4	1	0
Fraud - Credit Card/ATM	1	0	0	0
Fraud - Impersonation	2	1	0	0
Fraud - Welfare	0	0	0	0
Fraud - Wire	0	0	0	0
Motor Vehicle Theft	9	4	1	2
Robbery	12	4	7	0
Stolen Property Offenses	0	0	0	0
Theft - Pocket-picking	0	0	0	0
Theft - Purse Snatching	0	0	0	0
Theft - Shoplifting	133	19	18	2
Theft From Building	53	6	2	0
Theft From Coin Machine	0	0	0	0
Theft From Motor Vehicle	22	0	0	0
Theft of Motor Vehicle Parts	10	0	0	0
Theft - All Other Larceny	44	4	5	0
Crimes Against Society				
Drug/Narcotic Violations	54	53	55	5
Drug/Narcotic Equipment Violations	46	45	13	0
Gambling - Betting/Wagering	0	0	0	0
Gambling - Operating/Promoting	0	0	0	0
Gambling - Equipment Violations	0	0	0	0
Gambling - Sports Tampering	0	0	0	0
Pornography/Obscene Material	0	0	0	0
Prostitution	0	0	0	0
Prostitution Assisting/Promoting	0	0	0	0
Purchasing Prostitution	0	0	0	0
Weapon Law Violations	11	8	4	0
Total Group A Offenses	843	310	227	19



Huntingdon Police Department - 2015

2014 Population Estimate 3,970

Offense Overview

Offense Total 303
 Number Cleared 219
 Percent Cleared 72.28 %

Group A Crimes per 100,000 population 7,632.2

Arrest Overview

Total Arrests 292
 Adult Arrests 277
 Juvenile Arrests 15
 Unknown Age 0

Arrests per 100,000 population 7,355.2

Average number offenses/incident 1.17

Domestic Violence Victims		
Offense	Reported	Cleared
Murder	0	0
Aggravated Assault	2	2
Simple Assault	21	19
Intimidation	3	3
Stalking	1	1
Forcible Rape	0	0
Forcible Sodomy	0	0
Sexual Assault W/Object	0	0
Forcible Fondling	0	0
Incest	1	1
Statutory Rape	0	0
Kidnapping/Abduction	0	0
Total	28	26

TIBRS Group B Arrests		
Offense	Adult	Juvenile
Bad Checks	0	0
Curfew/Vagrancy	0	0
Disorderly Conduct	7	0
DUI	19	0
Drunkenness	23	0
Family-Non Violent	0	0
Liquor Law Violations	7	1
Peeping Tom	0	0
Trespass	7	0
All Other Offenses	12	0
Total Group B	75	1

TIBRS Group A Offenses	Offenses		Arrests	
	Reported	Cleared	Adult	Juvenile
Crimes Against Persons				
Murder	0	0	0	0
Negligent Manslaughter	0	0	0	0
Kidnapping/Abduction	0	0	0	0
Forcible Rape	0	0	0	0
Forcible Sodomy	0	0	0	0
Sexual Assault W/Object	0	0	0	0
Forcible Fondling	0	0	0	0
Incest	1	1	1	0
Statutory Rape	0	0	0	0
Aggravated Assault	3	3	3	0
Simple Assault	26	23	23	0
Intimidation	3	3	3	0
Stalking	1	1	1	0
Commercial Sex Acts	0	0	0	0
Involuntary Servitude	0	0	0	0
Crimes Against Property				
Arson	0	0	0	0
Bribery	0	0	0	0
Burglary	11	3	2	1
Counterfeiting/Forgery	6	2	1	0
Destruction/Damage/Vandalism	23	5	3	0
Embezzlement	0	0	0	0
Extortion/Blackmail	0	0	0	0
Fraud - False Pretenses	1	1	1	0
Fraud - Credit Card/ATM	16	0	0	0
Fraud - Impersonation	1	0	0	0
Fraud - Welfare	0	0	0	0
Fraud - Wire	0	0	0	0
Motor Vehicle Theft	1	0	0	0
Robbery	0	0	0	0
Stolen Property Offenses	0	0	0	0
Theft - Pocket-picking	0	0	0	0
Theft - Purse Snatching	0	0	0	0
Theft - Shoplifting	77	67	76	9
Theft From Building	8	0	0	0
Theft From Coin Machine	1	0	0	0
Theft From Motor Vehicle	8	1	1	0
Theft of Motor Vehicle Parts	0	0	0	0
Theft - All Other Larceny	10	4	5	0
Crimes Against Society				
Drug/Narcotic Violations	60	59	65	4
Drug/Narcotic Equipment Violations	41	41	13	0
Gambling - Betting/Wagering	0	0	0	0
Gambling - Operating/Promoting	0	0	0	0
Gambling - Equipment Violations	0	0	0	0
Gambling - Sports Tampering	0	0	0	0
Pornography/Obscene Material	0	0	0	0
Prostitution	0	0	0	0
Prostitution Assisting/Promoting	0	0	0	0
Purchasing Prostitution	0	0	0	0
Weapon Law Violations	5	5	4	0
Total Group A Offenses	303	219	202	14



Huntland Police Department - 2015

2014 Population Estimate **860**

Offense Overview

Offense Total 35

Number Cleared 8

Percent Cleared 22.86 %

Group A Crimes per 100,000 population 4,069.8

Arrest Overview

Total Arrests 13

Adult Arrests 13

Juvenile Arrests 0

Unknown Age 0

Arrests per 100,000 population 1,511.6

Average number offenses/incident 1.03

Domestic Violence Victims		
Offense	Reported	Cleared
Murder	0	0
Aggravated Assault	0	0
Simple Assault	3	2
Intimidation	3	0
Stalking	0	0
Forcible Rape	0	0
Forcible Sodomy	0	0
Sexual Assault W/Object	0	0
Forcible Fondling	0	0
Incest	0	0
Statutory Rape	0	0
Kidnapping/Abduction	0	0
Total	6	2

TIBRS Group B Arrests		
Offense	Adult	Juvenile
Bad Checks	0	0
Curfew/Vagrancy	0	0
Disorderly Conduct	1	0
DUI	1	0
Drunkenness	3	0
Family-Non Violent	0	0
Liquor Law Violations	0	0
Peeping Tom	0	0
Trespass	0	0
All Other Offenses	0	0
Total Group B	5	0

TIBRS Group A Offenses	Offenses		Arrests	
	Reported	Cleared	Adult	Juvenile
Crimes Against Persons				
Murder	0	0	0	0
Negligent Manslaughter	0	0	0	0
Kidnapping/Abduction	0	0	0	0
Forcible Rape	0	0	0	0
Forcible Sodomy	0	0	0	0
Sexual Assault W/Object	0	0	0	0
Forcible Fondling	0	0	0	0
Incest	0	0	0	0
Statutory Rape	0	0	0	0
Aggravated Assault	0	0	0	0
Simple Assault	5	2	2	0
Intimidation	7	0	0	0
Stalking	1	1	1	0
Commercial Sex Acts	0	0	0	0
Involuntary Servitude	0	0	0	0
Crimes Against Property				
Arson	0	0	0	0
Bribery	0	0	0	0
Burglary	1	0	0	0
Counterfeiting/Forgery	1	0	0	0
Destruction/Damage/Vandalism	8	2	2	0
Embezzlement	0	0	0	0
Extortion/Blackmail	0	0	0	0
Fraud - False Pretenses	1	0	0	0
Fraud - Credit Card/ATM	1	0	0	0
Fraud - Impersonation	0	0	0	0
Fraud - Welfare	0	0	0	0
Fraud - Wire	0	0	0	0
Motor Vehicle Theft	0	0	0	0
Robbery	0	0	0	0
Stolen Property Offenses	0	0	0	0
Theft - Pocket-picking	0	0	0	0
Theft - Purse Snatching	0	0	0	0
Theft - Shoplifting	0	0	0	0
Theft From Building	2	0	0	0
Theft From Coin Machine	0	0	0	0
Theft From Motor Vehicle	0	0	0	0
Theft of Motor Vehicle Parts	0	0	0	0
Theft - All Other Larceny	3	1	1	0
Crimes Against Society				
Drug/Narcotic Violations	2	1	2	0
Drug/Narcotic Equipment Violations	1	0	0	0
Gambling - Betting/Wagering	0	0	0	0
Gambling - Operating/Promoting	0	0	0	0
Gambling - Equipment Violations	0	0	0	0
Gambling - Sports Tampering	0	0	0	0
Pornography/Obscene Material	1	1	0	0
Prostitution	0	0	0	0
Prostitution Assisting/Promoting	0	0	0	0
Purchasing Prostitution	0	0	0	0
Weapon Law Violations	1	0	0	0
Total Group A Offenses	35	8	8	0



Jacksboro Police Department - 2015

2014 Population Estimate	1,968
Offense Overview	
Offense Total	386
Number Cleared	266
Percent Cleared	68.91 %
Group A Crimes per 100,000 population	19,613.8
Arrest Overview	
Total Arrests	319
Adult Arrests	311
Juvenile Arrests	8
Unknown Age	0
Arrests per 100,000 population	16,209.3
Average number offenses/incident	1.12

Domestic Violence Victims		
Offense	Reported	Cleared
Murder	0	0
Aggravated Assault	5	4
Simple Assault	18	16
Intimidation	7	2
Stalking	0	0
Forcible Rape	0	0
Forcible Sodomy	0	0
Sexual Assault W/Object	0	0
Forcible Fondling	0	0
Incest	0	0
Statutory Rape	0	0
Kidnapping/Abduction	0	0
Total	30	22

TIBRS Group B Arrests		
Offense	Adult	Juvenile
Bad Checks	0	0
Curfew/Vagrancy	0	0
Disorderly Conduct	7	0
DUI	18	0
Drunkenness	42	0
Family-Non Violent	2	0
Liquor Law Violations	0	0
Peeping Tom	0	0
Trespass	1	0
All Other Offenses	5	0
Total Group B	75	0

TIBRS Group A Offenses	Offenses		Arrests	
	Reported	Cleared	Adult	Juvenile
Crimes Against Persons				
Murder	0	0	0	0
Negligent Manslaughter	0	0	0	0
Kidnapping/Abduction	0	0	0	0
Forcible Rape	0	0	0	0
Forcible Sodomy	0	0	0	0
Sexual Assault W/Object	0	0	0	0
Forcible Fondling	0	0	0	0
Incest	0	0	0	0
Statutory Rape	0	0	0	0
Aggravated Assault	10	8	7	0
Simple Assault	24	20	18	0
Intimidation	18	4	4	0
Stalking	1	0	0	0
Commercial Sex Acts	0	0	0	0
Involuntary Servitude	0	0	0	0
Crimes Against Property				
Arson	0	0	0	0
Bribery	0	0	0	0
Burglary	7	0	0	0
Counterfeiting/Forgery	2	0	0	0
Destruction/Damage/Vandalism	12	2	2	0
Embezzlement	1	0	0	0
Extortion/Blackmail	0	0	0	0
Fraud - False Pretenses	1	0	0	0
Fraud - Credit Card/ATM	3	0	0	0
Fraud - Impersonation	2	0	0	0
Fraud - Welfare	0	0	0	0
Fraud - Wire	1	0	0	0
Motor Vehicle Theft	6	1	0	0
Robbery	0	0	0	0
Stolen Property Offenses	4	3	1	0
Theft - Pocket-picking	0	0	0	0
Theft - Purse Snatching	2	1	1	0
Theft - Shoplifting	151	134	132	8
Theft From Building	23	4	4	0
Theft From Coin Machine	0	0	0	0
Theft From Motor Vehicle	17	4	4	0
Theft of Motor Vehicle Parts	0	0	0	0
Theft - All Other Larceny	17	2	3	0
Crimes Against Society				
Drug/Narcotic Violations	68	67	52	0
Drug/Narcotic Equipment Violations	12	12	5	0
Gambling - Betting/Wagering	0	0	0	0
Gambling - Operating/Promoting	0	0	0	0
Gambling - Equipment Violations	0	0	0	0
Gambling - Sports Tampering	0	0	0	0
Pornography/Obscene Material	0	0	0	0
Prostitution	0	0	0	0
Prostitution Assisting/Promoting	0	0	0	0
Purchasing Prostitution	0	0	0	0
Weapon Law Violations	4	4	3	0
Total Group A Offenses	386	266	236	8



2014 Population Estimate	67,319
Offense Overview	
Offense Total	9,379
Number Cleared	3,493
Percent Cleared	37.24 %
Group A Crimes per 100,000 population	13,932.2
Arrest Overview	
Total Arrests	4,587
Adult Arrests	4,125
Juvenile Arrests	462
Unknown Age	0
Arrests per 100,000 population	6,813.8
Average number offenses/incident	1.15

Domestic Violence Victims		
Offense	Reported	Cleared
Murder	2	2
Aggravated Assault	209	171
Simple Assault	979	625
Intimidation	153	71
Stalking	13	4
Forcible Rape	11	7
Forcible Sodomy	2	1
Sexual Assault W/Object	0	0
Forcible Fondling	9	2
Incest	1	1
Statutory Rape	3	2
Kidnapping/Abduction	19	17
Total	1,401	903

TIBRS Group B Arrests		
Offense	Adult	Juvenile
Bad Checks	0	0
Curfew/Vagrancy	1	9
Disorderly Conduct	55	67
DUI	191	1
Drunkenness	187	2
Family-Non Violent	4	0
Liquor Law Violations	39	2
Peeping Tom	0	0
Trespass	103	10
All Other Offenses	1,099	10
Total Group B	1,679	101

TIBRS Group A Offenses	Offenses		Arrests	
	Reported	Cleared	Adult	Juvenile
Crimes Against Persons				
Murder	8	7	4	1
Negligent Manslaughter	0	0	0	0
Kidnapping/Abduction	25	23	19	1
Forcible Rape	36	11	6	0
Forcible Sodomy	8	1	2	0
Sexual Assault W/Object	2	0	0	0
Forcible Fondling	27	7	4	2
Incest	1	1	0	0
Statutory Rape	7	4	2	0
Aggravated Assault	542	357	306	27
Simple Assault	1,621	775	482	62
Intimidation	575	121	24	0
Stalking	24	5	1	0
Commercial Sex Acts	0	0	0	0
Involuntary Servitude	0	0	0	0
Crimes Against Property				
Arson	18	1	0	0
Bribery	0	0	0	0
Burglary	752	79	52	33
Counterfeiting/Forgery	148	36	40	2
Destruction/Damage/Vandalism	1,336	331	122	64
Embezzlement	59	29	23	1
Extortion/Blackmail	2	2	0	0
Fraud - False Pretenses	260	60	5	0
Fraud - Credit Card/ATM	265	21	7	1
Fraud - Impersonation	96	26	37	0
Fraud - Welfare	0	0	0	0
Fraud - Wire	9	0	0	0
Motor Vehicle Theft	130	29	12	3
Robbery	138	49	40	8
Stolen Property Offenses	18	15	8	1
Theft - Pocket-picking	5	1	0	0
Theft - Purse Snatching	4	0	0	0
Theft - Shoplifting	715	466	496	100
Theft From Building	530	84	59	8
Theft From Coin Machine	5	3	0	0
Theft From Motor Vehicle	418	29	12	2
Theft of Motor Vehicle Parts	104	5	4	0
Theft - All Other Larceny	399	37	64	16
Crimes Against Society				
Drug/Narcotic Violations	637	486	480	22
Drug/Narcotic Equipment Violations	310	262	68	2
Gambling - Betting/Wagering	1	1	2	0
Gambling - Operating/Promoting	0	0	0	0
Gambling - Equipment Violations	0	0	0	0
Gambling - Sports Tampering	0	0	0	0
Pornography/Obscene Material	7	5	4	0
Prostitution	28	25	34	0
Prostitution Assisting/Promoting	1	1	4	0
Purchasing Prostitution	17	15	0	0
Weapon Law Violations	91	83	23	5
Total Group A Offenses	9,379	3,493	2,446	361



Jamestown Police Department - 2015

2014 Population Estimate 1,940

Offense Overview

Offense Total 195
 Number Cleared 89
 Percent Cleared 45.64 %

Group A Crimes per 100,000 population 10,051.5

Arrest Overview

Total Arrests 152
 Adult Arrests 149
 Juvenile Arrests 3
 Unknown Age 0

Arrests per 100,000 population 7,835.1

Average number offenses/incident 1.02

Domestic Violence Victims		
Offense	Reported	Cleared
Murder	0	0
Aggravated Assault	1	1
Simple Assault	3	3
Intimidation	0	0
Stalking	0	0
Forcible Rape	0	0
Forcible Sodomy	0	0
Sexual Assault W/Object	0	0
Forcible Fondling	0	0
Incest	0	0
Statutory Rape	0	0
Kidnapping/Abduction	0	0
Total	4	4

TIBRS Group B Arrests		
Offense	Adult	Juvenile
Bad Checks	0	0
Curfew/Vagrancy	0	0
Disorderly Conduct	5	0
DUI	11	0
Drunkenness	9	0
Family-Non Violent	0	0
Liquor Law Violations	5	0
Peeping Tom	0	0
Trespass	18	0
All Other Offenses	16	0
Total Group B	64	0

TIBRS Group A Offenses	Offenses		Arrests	
	Reported	Cleared	Adult	Juvenile
Crimes Against Persons				
Murder	0	0	0	0
Negligent Manslaughter	0	0	0	0
Kidnapping/Abduction	0	0	0	0
Forcible Rape	0	0	0	0
Forcible Sodomy	0	0	0	0
Sexual Assault W/Object	0	0	0	0
Forcible Fondling	0	0	0	0
Incest	0	0	0	0
Statutory Rape	0	0	0	0
Aggravated Assault	3	2	2	0
Simple Assault	8	7	7	0
Intimidation	0	0	0	0
Stalking	0	0	0	0
Commercial Sex Acts	0	0	0	0
Involuntary Servitude	0	0	0	0
Crimes Against Property				
Arson	0	0	0	0
Bribery	0	0	0	0
Burglary	4	1	0	3
Counterfeiting/Forgery	1	0	0	0
Destruction/Damage/Vandalism	13	4	4	0
Embezzlement	1	0	0	0
Extortion/Blackmail	0	0	0	0
Fraud - False Pretenses	0	0	0	0
Fraud - Credit Card/ATM	1	0	0	0
Fraud - Impersonation	2	2	2	0
Fraud - Welfare	0	0	0	0
Fraud - Wire	0	0	0	0
Motor Vehicle Theft	3	0	0	0
Robbery	0	0	0	0
Stolen Property Offenses	0	0	0	0
Theft - Pocket-picking	0	0	0	0
Theft - Purse Snatching	1	1	1	0
Theft - Shoplifting	56	35	34	0
Theft From Building	42	6	6	0
Theft From Coin Machine	1	0	0	0
Theft From Motor Vehicle	5	0	0	0
Theft of Motor Vehicle Parts	0	0	0	0
Theft - All Other Larceny	16	7	7	0
Crimes Against Society				
Drug/Narcotic Violations	24	16	16	0
Drug/Narcotic Equipment Violations	14	8	6	0
Gambling - Betting/Wagering	0	0	0	0
Gambling - Operating/Promoting	0	0	0	0
Gambling - Equipment Violations	0	0	0	0
Gambling - Sports Tampering	0	0	0	0
Pornography/Obscene Material	0	0	0	0
Prostitution	0	0	0	0
Prostitution Assisting/Promoting	0	0	0	0
Purchasing Prostitution	0	0	0	0
Weapon Law Violations	0	0	0	0
Total Group A Offenses	195	89	85	3



2014 Population Estimate	3,299
Offense Overview	
Offense Total	224
Number Cleared	136
Percent Cleared	60.71 %
Group A Crimes per 100,000 population	6,789.9
Arrest Overview	
Total Arrests	230
Adult Arrests	208
Juvenile Arrests	22
Unknown Age	0
Arrests per 100,000 population	6,971.8
Average number offenses/incident	1.20

Domestic Violence Victims		
Offense	Reported	Cleared
Murder	0	0
Aggravated Assault	0	0
Simple Assault	13	13
Intimidation	1	1
Stalking	0	0
Forcible Rape	0	0
Forcible Sodomy	0	0
Sexual Assault W/Object	0	0
Forcible Fondling	0	0
Incest	0	0
Statutory Rape	0	0
Kidnapping/Abduction	0	0
Total	14	14

TIBRS Group B Arrests		
Offense	Adult	Juvenile
Bad Checks	0	0
Curfew/Vagrancy	0	0
Disorderly Conduct	23	2
DUI	17	0
Drunkenness	51	1
Family-Non Violent	1	0
Liquor Law Violations	2	1
Peeping Tom	0	0
Trespass	7	1
All Other Offenses	12	0
Total Group B	113	5

TIBRS Group A Offenses	Offenses		Arrests	
	Reported	Cleared	Adult	Juvenile
Crimes Against Persons				
Murder	0	0	0	0
Negligent Manslaughter	0	0	0	0
Kidnapping/Abduction	0	0	0	0
Forcible Rape	0	0	0	0
Forcible Sodomy	0	0	0	0
Sexual Assault W/Object	0	0	0	0
Forcible Fondling	1	1	1	0
Incest	0	0	0	0
Statutory Rape	0	0	0	0
Aggravated Assault	8	4	2	1
Simple Assault	24	19	16	2
Intimidation	7	2	2	0
Stalking	0	0	0	0
Commercial Sex Acts	0	0	0	0
Involuntary Servitude	0	0	0	0
Crimes Against Property				
Arson	0	0	0	0
Bribery	0	0	0	0
Burglary	17	6	5	0
Counterfeiting/Forgery	15	10	5	0
Destruction/Damage/Vandalism	17	6	7	0
Embezzlement	1	1	1	0
Extortion/Blackmail	0	0	0	0
Fraud - False Pretenses	18	10	3	0
Fraud - Credit Card/ATM	14	10	3	0
Fraud - Impersonation	2	0	0	0
Fraud - Welfare	0	0	0	0
Fraud - Wire	0	0	0	0
Motor Vehicle Theft	4	2	3	0
Robbery	0	0	0	0
Stolen Property Offenses	0	0	0	0
Theft - Pocket-picking	0	0	0	0
Theft - Purse Snatching	0	0	0	0
Theft - Shoplifting	16	13	15	0
Theft From Building	12	5	4	0
Theft From Coin Machine	0	0	0	0
Theft From Motor Vehicle	9	1	1	0
Theft of Motor Vehicle Parts	3	0	0	0
Theft - All Other Larceny	14	4	1	1
Crimes Against Society				
Drug/Narcotic Violations	29	29	15	12
Drug/Narcotic Equipment Violations	10	10	9	0
Gambling - Betting/Wagering	0	0	0	0
Gambling - Operating/Promoting	0	0	0	0
Gambling - Equipment Violations	0	0	0	0
Gambling - Sports Tampering	0	0	0	0
Pornography/Obscene Material	0	0	0	0
Prostitution	1	1	1	0
Prostitution Assisting/Promoting	0	0	0	0
Purchasing Prostitution	0	0	0	0
Weapon Law Violations	2	2	1	1
Total Group A Offenses	224	136	95	17



Jefferson City Police Department - 2015

2014 Population Estimate 8,370

Offense Overview

Offense Total 958
 Number Cleared 629
 Percent Cleared 65.66 %
 Group A Crimes per 100,000 population 11,445.6

Arrest Overview

Total Arrests 658
 Adult Arrests 628
 Juvenile Arrests 30
 Unknown Age 0
 Arrests per 100,000 population 7,861.4
 Average number offenses/incident 1.21

Domestic Violence Victims		
Offense	Reported	Cleared
Murder	0	0
Aggravated Assault	9	8
Simple Assault	100	86
Intimidation	10	5
Stalking	3	3
Forcible Rape	1	0
Forcible Sodomy	0	0
Sexual Assault W/Object	1	0
Forcible Fondling	0	0
Incest	0	0
Statutory Rape	2	0
Kidnapping/Abduction	1	1
Total	127	103

TIBRS Group B Arrests		
Offense	Adult	Juvenile
Bad Checks	0	0
Curfew/Vagrancy	0	0
Disorderly Conduct	8	0
DUI	82	0
Drunkenness	61	0
Family-Non Violent	4	0
Liquor Law Violations	5	1
Peeping Tom	0	0
Trespass	4	0
All Other Offenses	21	1
Total Group B	185	2

TIBRS Group A Offenses	Offenses		Arrests	
	Reported	Cleared	Adult	Juvenile
Crimes Against Persons				
Murder	0	0	0	0
Negligent Manslaughter	0	0	0	0
Kidnapping/Abduction	1	1	1	0
Forcible Rape	2	0	0	0
Forcible Sodomy	0	0	0	0
Sexual Assault W/Object	1	0	0	0
Forcible Fondling	1	1	1	0
Incest	0	0	0	0
Statutory Rape	2	0	0	0
Aggravated Assault	25	18	14	3
Simple Assault	135	113	80	7
Intimidation	41	21	5	0
Stalking	5	5	2	0
Commercial Sex Acts	0	0	0	0
Involuntary Servitude	0	0	0	0
Crimes Against Property				
Arson	1	0	0	0
Bribery	0	0	0	0
Burglary	27	6	5	0
Counterfeiting/Forgery	24	9	7	0
Destruction/Damage/Vandalism	57	13	5	0
Embezzlement	4	4	3	0
Extortion/Blackmail	0	0	0	0
Fraud - False Pretenses	26	15	6	0
Fraud - Credit Card/ATM	9	5	5	0
Fraud - Impersonation	5	4	4	0
Fraud - Welfare	0	0	0	0
Fraud - Wire	1	1	0	0
Motor Vehicle Theft	9	4	0	0
Robbery	1	0	0	0
Stolen Property Offenses	0	0	0	0
Theft - Pocket-picking	0	0	0	0
Theft - Purse Snatching	0	0	0	0
Theft - Shoplifting	122	90	86	12
Theft From Building	43	17	8	0
Theft From Coin Machine	3	0	0	0
Theft From Motor Vehicle	15	6	3	0
Theft of Motor Vehicle Parts	6	0	0	0
Theft - All Other Larceny	101	25	20	1
Crimes Against Society				
Drug/Narcotic Violations	155	148	148	2
Drug/Narcotic Equipment Violations	124	113	38	1
Gambling - Betting/Wagering	0	0	0	0
Gambling - Operating/Promoting	0	0	0	0
Gambling - Equipment Violations	0	0	0	0
Gambling - Sports Tampering	0	0	0	0
Pornography/Obscene Material	3	2	0	1
Prostitution	0	0	0	0
Prostitution Assisting/Promoting	0	0	0	0
Purchasing Prostitution	1	0	0	0
Weapon Law Violations	8	8	2	1
Total Group A Offenses	958	629	443	28



2014 Population Estimate	2,279
Offense Overview	
Offense Total	173
Number Cleared	149
Percent Cleared	86.13 %
Group A Crimes per 100,000 population	7,591.0
Arrest Overview	
Total Arrests	192
Adult Arrests	185
Juvenile Arrests	7
Unknown Age	0
Arrests per 100,000 population	8,424.7
Average number offenses/incident	1.53

Domestic Violence Victims		
Offense	Reported	Cleared
Murder	0	0
Aggravated Assault	2	2
Simple Assault	11	11
Intimidation	0	0
Stalking	0	0
Forcible Rape	0	0
Forcible Sodomy	0	0
Sexual Assault W/Object	0	0
Forcible Fondling	0	0
Incest	0	0
Statutory Rape	0	0
Kidnapping/Abduction	0	0
Total	13	13

TIBRS Group B Arrests		
Offense	Adult	Juvenile
Bad Checks	1	0
Curfew/Vagrancy	0	0
Disorderly Conduct	8	0
DUI	7	0
Drunkenness	21	0
Family-Non Violent	0	0
Liquor Law Violations	1	0
Peeping Tom	0	0
Trespass	11	0
All Other Offenses	40	0
Total Group B	89	0

TIBRS Group A Offenses	Offenses		Arrests	
	Reported	Cleared	Adult	Juvenile
Crimes Against Persons				
Murder	0	0	0	0
Negligent Manslaughter	0	0	0	0
Kidnapping/Abduction	0	0	0	0
Forcible Rape	0	0	0	0
Forcible Sodomy	0	0	0	0
Sexual Assault W/Object	0	0	0	0
Forcible Fondling	0	0	0	0
Incest	0	0	0	0
Statutory Rape	0	0	0	0
Aggravated Assault	3	3	3	0
Simple Assault	17	17	17	0
Intimidation	0	0	0	0
Stalking	0	0	0	0
Commercial Sex Acts	0	0	0	0
Involuntary Servitude	0	0	0	0
Crimes Against Property				
Arson	1	1	1	0
Bribery	0	0	0	0
Burglary	16	8	10	2
Counterfeiting/Forgery	2	2	2	0
Destruction/Damage/Vandalism	23	16	2	4
Embezzlement	0	0	0	0
Extortion/Blackmail	0	0	0	0
Fraud - False Pretenses	0	0	0	0
Fraud - Credit Card/ATM	0	0	0	0
Fraud - Impersonation	0	0	0	0
Fraud - Welfare	0	0	0	0
Fraud - Wire	0	0	0	0
Motor Vehicle Theft	3	1	1	0
Robbery	1	0	0	0
Stolen Property Offenses	0	0	0	0
Theft - Pocket-picking	0	0	0	0
Theft - Purse Snatching	0	0	0	0
Theft - Shoplifting	22	22	18	0
Theft From Building	9	5	3	0
Theft From Coin Machine	0	0	0	0
Theft From Motor Vehicle	4	2	2	0
Theft of Motor Vehicle Parts	0	0	0	0
Theft - All Other Larceny	1	1	0	0
Crimes Against Society				
Drug/Narcotic Violations	36	36	31	1
Drug/Narcotic Equipment Violations	33	33	5	0
Gambling - Betting/Wagering	0	0	0	0
Gambling - Operating/Promoting	0	0	0	0
Gambling - Equipment Violations	0	0	0	0
Gambling - Sports Tampering	0	0	0	0
Pornography/Obscene Material	0	0	0	0
Prostitution	0	0	0	0
Prostitution Assisting/Promoting	0	0	0	0
Purchasing Prostitution	0	0	0	0
Weapon Law Violations	2	2	1	0
Total Group A Offenses	173	149	96	7



2014 Population Estimate	65,813
Offense Overview	
Offense Total	5,265
Number Cleared	3,488
Percent Cleared	66.25 %
Group A Crimes per 100,000 population	7,999.9
Arrest Overview	
Total Arrests	3,815
Adult Arrests	3,559
Juvenile Arrests	256
Unknown Age	0
Arrests per 100,000 population	5,796.7
Average number offenses/incident	1.17

Domestic Violence Victims		
Offense	Reported	Cleared
Murder	0	0
Aggravated Assault	69	67
Simple Assault	409	405
Intimidation	33	28
Stalking	7	6
Forcible Rape	2	2
Forcible Sodomy	1	1
Sexual Assault W/Object	2	2
Forcible Fondling	7	7
Incest	0	0
Statutory Rape	0	0
Kidnapping/Abduction	4	4
Total	534	522

TIBRS Group B Arrests		
Offense	Adult	Juvenile
Bad Checks	20	0
Curfew/Vagrancy	0	0
Disorderly Conduct	37	18
DUI	216	1
Drunkenness	519	5
Family-Non Violent	7	0
Liquor Law Violations	53	7
Peeping Tom	0	0
Trespass	157	11
All Other Offenses	237	26
Total Group B	1,246	68

TIBRS Group A Offenses	Offenses		Arrests	
	Reported	Cleared	Adult	Juvenile
Crimes Against Persons				
Murder	4	4	4	0
Negligent Manslaughter	0	0	0	0
Kidnapping/Abduction	5	5	4	0
Forcible Rape	12	11	1	0
Forcible Sodomy	4	3	1	0
Sexual Assault W/Object	3	3	0	0
Forcible Fondling	23	22	3	1
Incest	0	0	0	0
Statutory Rape	2	0	0	0
Aggravated Assault	168	150	121	5
Simple Assault	719	679	308	41
Intimidation	88	77	14	0
Stalking	20	19	7	2
Commercial Sex Acts	0	0	0	0
Involuntary Servitude	0	0	0	0
Crimes Against Property				
Arson	8	1	1	0
Bribery	1	1	1	0
Burglary	402	110	61	6
Counterfeiting/Forgery	92	46	39	3
Destruction/Damage/Vandalism	390	165	46	13
Embezzlement	39	35	27	1
Extortion/Blackmail	0	0	0	0
Fraud - False Pretenses	190	144	82	0
Fraud - Credit Card/ATM	84	42	27	1
Fraud - Impersonation	66	57	45	1
Fraud - Welfare	0	0	0	0
Fraud - Wire	5	3	0	0
Motor Vehicle Theft	98	55	34	6
Robbery	46	27	36	0
Stolen Property Offenses	15	14	15	0
Theft - Pocket-picking	3	1	0	0
Theft - Purse Snatching	1	0	0	0
Theft - Shoplifting	860	748	783	67
Theft From Building	345	153	54	3
Theft From Coin Machine	4	1	3	1
Theft From Motor Vehicle	452	98	59	8
Theft of Motor Vehicle Parts	101	7	6	0
Theft - All Other Larceny	239	57	45	0
Crimes Against Society				
Drug/Narcotic Violations	407	398	371	23
Drug/Narcotic Equipment Violations	302	301	104	3
Gambling - Betting/Wagering	0	0	0	0
Gambling - Operating/Promoting	0	0	0	0
Gambling - Equipment Violations	0	0	0	0
Gambling - Sports Tampering	0	0	0	0
Pornography/Obscene Material	0	0	0	0
Prostitution	0	0	0	0
Prostitution Assisting/Promoting	0	0	0	0
Purchasing Prostitution	0	0	0	0
Weapon Law Violations	67	51	11	3
Total Group A Offenses	5,265	3,488	2,313	188



Jonesborough Police Department - 2015

2014 Population Estimate 5,238

Offense Overview

Offense Total 275
 Number Cleared 156
 Percent Cleared 56.73 %

Group A Crimes per 100,000 population 5,250.1

Arrest Overview

Total Arrests 141
 Adult Arrests 138
 Juvenile Arrests 3
 Unknown Age 0

Arrests per 100,000 population 2,691.9

Average number offenses/incident 1.15

Domestic Violence Victims		
Offense	Reported	Cleared
Murder	0	0
Aggravated Assault	3	3
Simple Assault	24	23
Intimidation	2	1
Stalking	0	0
Forcible Rape	1	1
Forcible Sodomy	0	0
Sexual Assault W/Object	0	0
Forcible Fondling	0	0
Incest	1	1
Statutory Rape	0	0
Kidnapping/Abduction	0	0
Total	31	29

TIBRS Group B Arrests		
Offense	Adult	Juvenile
Bad Checks	2	0
Curfew/Vagrancy	0	0
Disorderly Conduct	1	0
DUI	22	0
Drunkenness	13	0
Family-Non Violent	0	0
Liquor Law Violations	0	0
Peeping Tom	0	0
Trespass	3	0
All Other Offenses	10	0
Total Group B	51	0

TIBRS Group A Offenses	Offenses		Arrests	
	Reported	Cleared	Adult	Juvenile
Crimes Against Persons				
Murder	0	0	0	0
Negligent Manslaughter	0	0	0	0
Kidnapping/Abduction	0	0	0	0
Forcible Rape	1	1	0	0
Forcible Sodomy	0	0	0	0
Sexual Assault W/Object	0	0	0	0
Forcible Fondling	0	0	0	0
Incest	1	1	1	0
Statutory Rape	0	0	0	0
Aggravated Assault	3	3	3	0
Simple Assault	32	30	19	2
Intimidation	11	6	1	0
Stalking	0	0	0	0
Commercial Sex Acts	0	0	0	0
Involuntary Servitude	0	0	0	0
Crimes Against Property				
Arson	0	0	0	0
Bribery	0	0	0	0
Burglary	20	2	0	0
Counterfeiting/Forgery	15	12	6	0
Destruction/Damage/Vandalism	27	2	1	0
Embezzlement	2	1	0	0
Extortion/Blackmail	0	0	0	0
Fraud - False Pretenses	10	3	0	0
Fraud - Credit Card/ATM	13	5	2	0
Fraud - Impersonation	6	1	1	0
Fraud - Welfare	0	0	0	0
Fraud - Wire	1	0	0	0
Motor Vehicle Theft	1	1	1	0
Robbery	3	3	3	0
Stolen Property Offenses	1	0	0	0
Theft - Pocket-picking	0	0	0	0
Theft - Purse Snatching	1	1	1	0
Theft - Shoplifting	12	9	7	0
Theft From Building	15	5	1	0
Theft From Coin Machine	1	0	0	0
Theft From Motor Vehicle	19	7	0	0
Theft of Motor Vehicle Parts	2	2	1	0
Theft - All Other Larceny	20	4	2	0
Crimes Against Society				
Drug/Narcotic Violations	32	32	31	1
Drug/Narcotic Equipment Violations	23	22	6	0
Gambling - Betting/Wagering	0	0	0	0
Gambling - Operating/Promoting	0	0	0	0
Gambling - Equipment Violations	0	0	0	0
Gambling - Sports Tampering	0	0	0	0
Pornography/Obscene Material	0	0	0	0
Prostitution	0	0	0	0
Prostitution Assisting/Promoting	0	0	0	0
Purchasing Prostitution	0	0	0	0
Weapon Law Violations	3	3	0	0
Total Group A Offenses	275	156	87	3



2014 Population Estimate	1,235
Offense Overview	
Offense Total	84
Number Cleared	9
Percent Cleared	10.71 %
Group A Crimes per 100,000 population	6,801.6
Arrest Overview	
Total Arrests	26
Adult Arrests	26
Juvenile Arrests	0
Unknown Age	0
Arrests per 100,000 population	2,105.3
Average number offenses/incident	1.02

Domestic Violence Victims		
Offense	Reported	Cleared
Murder	0	0
Aggravated Assault	1	0
Simple Assault	8	5
Intimidation	7	0
Stalking	0	0
Forcible Rape	0	0
Forcible Sodomy	0	0
Sexual Assault W/Object	0	0
Forcible Fondling	0	0
Incest	0	0
Statutory Rape	0	0
Kidnapping/Abduction	0	0
Total	16	5

TIBRS Group B Arrests		
Offense	Adult	Juvenile
Bad Checks	0	0
Curfew/Vagrancy	0	0
Disorderly Conduct	2	0
DUI	4	0
Drunkenness	10	0
Family-Non Violent	0	0
Liquor Law Violations	1	0
Peeping Tom	0	0
Trespass	0	0
All Other Offenses	1	0
Total Group B	18	0

TIBRS Group A Offenses	Offenses		Arrests	
	Reported	Cleared	Adult	Juvenile
Crimes Against Persons				
Murder	0	0	0	0
Negligent Manslaughter	0	0	0	0
Kidnapping/Abduction	0	0	0	0
Forcible Rape	0	0	0	0
Forcible Sodomy	0	0	0	0
Sexual Assault W/Object	0	0	0	0
Forcible Fondling	0	0	0	0
Incest	0	0	0	0
Statutory Rape	0	0	0	0
Aggravated Assault	2	1	1	0
Simple Assault	11	5	4	0
Intimidation	12	0	0	0
Stalking	0	0	0	0
Commercial Sex Acts	0	0	0	0
Involuntary Servitude	0	0	0	0
Crimes Against Property				
Arson	1	0	0	0
Bribery	0	0	0	0
Burglary	6	1	1	0
Counterfeiting/Forgery	0	0	0	0
Destruction/Damage/Vandalism	13	0	0	0
Embezzlement	0	0	0	0
Extortion/Blackmail	0	0	0	0
Fraud - False Pretenses	0	0	0	0
Fraud - Credit Card/ATM	0	0	0	0
Fraud - Impersonation	1	0	0	0
Fraud - Welfare	0	0	0	0
Fraud - Wire	0	0	0	0
Motor Vehicle Theft	0	0	0	0
Robbery	0	0	0	0
Stolen Property Offenses	0	0	0	0
Theft - Pocket-picking	1	0	0	0
Theft - Purse Snatching	0	0	0	0
Theft - Shoplifting	0	0	0	0
Theft From Building	0	0	0	0
Theft From Coin Machine	0	0	0	0
Theft From Motor Vehicle	4	0	0	0
Theft of Motor Vehicle Parts	0	0	0	0
Theft - All Other Larceny	31	1	1	0
Crimes Against Society				
Drug/Narcotic Violations	1	1	1	0
Drug/Narcotic Equipment Violations	1	0	0	0
Gambling - Betting/Wagering	0	0	0	0
Gambling - Operating/Promoting	0	0	0	0
Gambling - Equipment Violations	0	0	0	0
Gambling - Sports Tampering	0	0	0	0
Pornography/Obscene Material	0	0	0	0
Prostitution	0	0	0	0
Prostitution Assisting/Promoting	0	0	0	0
Purchasing Prostitution	0	0	0	0
Weapon Law Violations	0	0	0	0
Total Group A Offenses	84	9	8	0



2014 Population Estimate 1,399

Offense Overview

Offense Total 190
Number Cleared 79
Percent Cleared 41.58 %

Group A Crimes per 100,000 population 13,581.1

Arrest Overview

Total Arrests 116
Adult Arrests 114
Juvenile Arrests 2
Unknown Age 0

Arrests per 100,000 population 8,291.6

Average number offenses/incident 1.02

Domestic Violence Victims		
Offense	Reported	Cleared
Murder	0	0
Aggravated Assault	1	1
Simple Assault	8	4
Intimidation	3	1
Stalking	0	0
Forcible Rape	0	0
Forcible Sodomy	0	0
Sexual Assault W/Object	0	0
Forcible Fondling	0	0
Incest	0	0
Statutory Rape	0	0
Kidnapping/Abduction	0	0
Total	12	6

TIBRS Group B Arrests		
Offense	Adult	Juvenile
Bad Checks	0	0
Curfew/Vagrancy	0	0
Disorderly Conduct	2	0
DUI	11	0
Drunkenness	6	0
Family-Non Violent	1	0
Liquor Law Violations	0	0
Peeping Tom	0	0
Trespass	0	0
All Other Offenses	4	0
Total Group B	24	0

TIBRS Group A Offenses	Offenses		Arrests	
	Reported	Cleared	Adult	Juvenile
Crimes Against Persons				
Murder	0	0	0	0
Negligent Manslaughter	0	0	0	0
Kidnapping/Abduction	1	1	1	0
Forcible Rape	1	0	0	0
Forcible Sodomy	0	0	0	0
Sexual Assault W/Object	0	0	0	0
Forcible Fondling	0	0	0	0
Incest	0	0	0	0
Statutory Rape	0	0	0	0
Aggravated Assault	4	1	1	0
Simple Assault	15	5	5	0
Intimidation	8	1	1	0
Stalking	1	0	0	0
Commercial Sex Acts	0	0	0	0
Involuntary Servitude	0	0	0	0
Crimes Against Property				
Arson	0	0	0	0
Bribery	0	0	0	0
Burglary	5	1	1	0
Counterfeiting/Forgery	6	2	2	0
Destruction/Damage/Vandalism	6	0	0	0
Embezzlement	5	2	3	0
Extortion/Blackmail	0	0	0	0
Fraud - False Pretenses	6	0	0	0
Fraud - Credit Card/ATM	3	0	0	0
Fraud - Impersonation	1	1	1	0
Fraud - Welfare	0	0	0	0
Fraud - Wire	0	0	0	0
Motor Vehicle Theft	3	0	0	0
Robbery	1	0	0	0
Stolen Property Offenses	0	0	0	0
Theft - Pocket-picking	0	0	0	0
Theft - Purse Snatching	0	0	0	0
Theft - Shoplifting	51	27	27	1
Theft From Building	21	5	7	0
Theft From Coin Machine	0	0	0	0
Theft From Motor Vehicle	9	0	0	0
Theft of Motor Vehicle Parts	0	0	0	0
Theft - All Other Larceny	6	1	1	0
Crimes Against Society				
Drug/Narcotic Violations	33	28	36	1
Drug/Narcotic Equipment Violations	4	4	4	0
Gambling - Betting/Wagering	0	0	0	0
Gambling - Operating/Promoting	0	0	0	0
Gambling - Equipment Violations	0	0	0	0
Gambling - Sports Tampering	0	0	0	0
Pornography/Obscene Material	0	0	0	0
Prostitution	0	0	0	0
Prostitution Assisting/Promoting	0	0	0	0
Purchasing Prostitution	0	0	0	0
Weapon Law Violations	0	0	0	0
Total Group A Offenses	190	79	90	2



2014 Population Estimate	53,028
Offense Overview	
Offense Total	6,178
Number Cleared	3,139
Percent Cleared	50.81 %
Group A Crimes per 100,000 population	11,650.4
Arrest Overview	
Total Arrests	3,046
Adult Arrests	2,886
Juvenile Arrests	160
Unknown Age	0
Arrests per 100,000 population	5,744.1
Average number offenses/incident	1.15

Domestic Violence Victims		
Offense	Reported	Cleared
Murder	0	0
Aggravated Assault	98	98
Simple Assault	454	416
Intimidation	18	3
Stalking	10	7
Forcible Rape	11	7
Forcible Sodomy	0	0
Sexual Assault W/Object	1	0
Forcible Fondling	8	5
Incest	0	0
Statutory Rape	4	1
Kidnapping/Abduction	8	6
Total	612	543

TIBRS Group B Arrests		
Offense	Adult	Juvenile
Bad Checks	5	0
Curfew/Vagrancy	0	1
Disorderly Conduct	43	5
DUI	194	2
Drunkenness	350	3
Family-Non Violent	14	0
Liquor Law Violations	16	4
Peeping Tom	0	0
Trespass	89	2
All Other Offenses	264	27
Total Group B	975	44

TIBRS Group A Offenses	Offenses		Arrests	
	Reported	Cleared	Adult	Juvenile
Crimes Against Persons				
Murder	5	5	3	0
Negligent Manslaughter	0	0	0	0
Kidnapping/Abduction	12	9	8	1
Forcible Rape	27	14	1	0
Forcible Sodomy	1	1	0	0
Sexual Assault W/Object	2	1	1	0
Forcible Fondling	39	23	2	0
Incest	0	0	0	0
Statutory Rape	8	1	0	0
Aggravated Assault	263	233	144	2
Simple Assault	941	690	247	25
Intimidation	107	26	3	6
Stalking	19	12	3	0
Commercial Sex Acts	0	0	0	0
Involuntary Servitude	0	0	0	0
Crimes Against Property				
Arson	9	4	1	0
Bribery	0	0	0	0
Burglary	363	99	57	10
Counterfeiting/Forgery	137	70	54	0
Destruction/Damage/Vandalism	610	142	35	10
Embezzlement	35	24	16	0
Extortion/Blackmail	7	3	0	0
Fraud - False Pretenses	147	53	9	0
Fraud - Credit Card/ATM	219	108	42	0
Fraud - Impersonation	139	78	57	1
Fraud - Welfare	0	0	0	0
Fraud - Wire	9	0	0	0
Motor Vehicle Theft	147	74	42	3
Robbery	50	31	26	3
Stolen Property Offenses	18	16	8	3
Theft - Pocket-picking	3	0	0	0
Theft - Purse Snatching	4	2	1	0
Theft - Shoplifting	834	586	589	25
Theft From Building	500	104	39	3
Theft From Coin Machine	10	0	0	0
Theft From Motor Vehicle	246	31	23	0
Theft of Motor Vehicle Parts	110	7	7	0
Theft - All Other Larceny	413	44	20	3
Crimes Against Society				
Drug/Narcotic Violations	418	342	341	18
Drug/Narcotic Equipment Violations	275	268	120	2
Gambling - Betting/Wagering	0	0	0	0
Gambling - Operating/Promoting	0	0	0	0
Gambling - Equipment Violations	0	0	0	0
Gambling - Sports Tampering	0	0	0	0
Pornography/Obscene Material	15	3	1	0
Prostitution	1	1	1	0
Prostitution Assisting/Promoting	0	0	0	0
Purchasing Prostitution	0	0	0	0
Weapon Law Violations	35	34	10	1
Total Group A Offenses	6,178	3,139	1,911	116



2014 Population Estimate 5,835

Offense Overview

Offense Total 349
Number Cleared 179
Percent Cleared 51.29 %

Group A Crimes per 100,000 population 5,981.1

Arrest Overview

Total Arrests 236
Adult Arrests 234
Juvenile Arrests 2
Unknown Age 0

Arrests per 100,000 population 4,044.6

Average number offenses/incident 1.19

Domestic Violence Victims		
Offense	Reported	Cleared
Murder	0	0
Aggravated Assault	5	5
Simple Assault	35	29
Intimidation	7	5
Stalking	5	3
Forcible Rape	0	0
Forcible Sodomy	0	0
Sexual Assault W/Object	0	0
Forcible Fondling	0	0
Incest	0	0
Statutory Rape	0	0
Kidnapping/Abduction	0	0
Total	52	42

TIBRS Group B Arrests		
Offense	Adult	Juvenile
Bad Checks	4	0
Curfew/Vagrancy	0	0
Disorderly Conduct	4	0
DUI	36	0
Drunkenness	29	0
Family-Non Violent	0	0
Liquor Law Violations	2	0
Peeping Tom	0	0
Trespass	2	0
All Other Offenses	14	1
Total Group B	91	1

TIBRS Group A Offenses	Offenses		Arrests	
	Reported	Cleared	Adult	Juvenile
Crimes Against Persons				
Murder	0	0	0	0
Negligent Manslaughter	0	0	0	0
Kidnapping/Abduction	0	0	0	0
Forcible Rape	0	0	0	0
Forcible Sodomy	2	2	1	0
Sexual Assault W/Object	0	0	0	0
Forcible Fondling	0	0	0	0
Incest	0	0	0	0
Statutory Rape	0	0	0	0
Aggravated Assault	12	8	5	0
Simple Assault	42	33	28	1
Intimidation	20	9	9	0
Stalking	5	3	3	0
Commercial Sex Acts	0	0	0	0
Involuntary Servitude	0	0	0	0
Crimes Against Property				
Arson	1	1	0	0
Bribery	0	0	0	0
Burglary	38	9	13	0
Counterfeiting/Forgery	7	4	2	0
Destruction/Damage/Vandalism	38	6	3	0
Embezzlement	6	4	4	0
Extortion/Blackmail	0	0	0	0
Fraud - False Pretenses	12	4	3	0
Fraud - Credit Card/ATM	10	5	3	0
Fraud - Impersonation	4	2	1	0
Fraud - Welfare	0	0	0	0
Fraud - Wire	3	0	0	0
Motor Vehicle Theft	9	6	5	0
Robbery	4	3	3	0
Stolen Property Offenses	0	0	0	0
Theft - Pocket-picking	0	0	0	0
Theft - Purse Snatching	0	0	0	0
Theft - Shoplifting	15	14	14	0
Theft From Building	17	9	7	0
Theft From Coin Machine	0	0	0	0
Theft From Motor Vehicle	17	2	0	0
Theft of Motor Vehicle Parts	9	0	0	0
Theft - All Other Larceny	22	3	4	0
Crimes Against Society				
Drug/Narcotic Violations	29	26	24	0
Drug/Narcotic Equipment Violations	20	20	8	0
Gambling - Betting/Wagering	0	0	0	0
Gambling - Operating/Promoting	1	1	0	0
Gambling - Equipment Violations	1	1	1	0
Gambling - Sports Tampering	0	0	0	0
Pornography/Obscene Material	2	1	0	0
Prostitution	0	0	0	0
Prostitution Assisting/Promoting	0	0	0	0
Purchasing Prostitution	0	0	0	0
Weapon Law Violations	3	3	2	0
Total Group A Offenses	349	179	143	1



Kingston Springs Police Department - 2015

2014 Population Estimate **2,790**

Offense Overview

Offense Total 27
 Number Cleared 12
 Percent Cleared 44.44 %

Group A Crimes per 100,000 population 967.7

Arrest Overview

Total Arrests 13
 Adult Arrests 11
 Juvenile Arrests 2
 Unknown Age 0

Arrests per 100,000 population 465.9

Average number offenses/incident 1.13

Domestic Violence Victims		
Offense	Reported	Cleared
Murder	0	0
Aggravated Assault	0	0
Simple Assault	0	0
Intimidation	0	0
Stalking	0	0
Forcible Rape	0	0
Forcible Sodomy	0	0
Sexual Assault W/Object	0	0
Forcible Fondling	0	0
Incest	0	0
Statutory Rape	0	0
Kidnapping/Abduction	0	0
Total	0	0

TIBRS Group B Arrests		
Offense	Adult	Juvenile
Bad Checks	0	0
Curfew/Vagrancy	0	0
Disorderly Conduct	1	0
DUI	1	0
Drunkenness	0	0
Family-Non Violent	0	0
Liquor Law Violations	0	0
Peeping Tom	0	0
Trespass	0	0
All Other Offenses	1	0
Total Group B	3	0

TIBRS Group A Offenses	Offenses		Arrests	
	Reported	Cleared	Adult	Juvenile
Crimes Against Persons				
Murder	0	0	0	0
Negligent Manslaughter	0	0	0	0
Kidnapping/Abduction	0	0	0	0
Forcible Rape	0	0	0	0
Forcible Sodomy	0	0	0	0
Sexual Assault W/Object	0	0	0	0
Forcible Fondling	0	0	0	0
Incest	0	0	0	0
Statutory Rape	0	0	0	0
Aggravated Assault	0	0	0	0
Simple Assault	4	1	1	0
Intimidation	0	0	0	0
Stalking	0	0	0	0
Commercial Sex Acts	0	0	0	0
Involuntary Servitude	0	0	0	0
Crimes Against Property				
Arson	0	0	0	0
Bribery	0	0	0	0
Burglary	0	0	0	0
Counterfeiting/Forgery	0	0	0	0
Destruction/Damage/Vandalism	1	0	0	0
Embezzlement	0	0	0	0
Extortion/Blackmail	0	0	0	0
Fraud - False Pretenses	0	0	0	0
Fraud - Credit Card/ATM	0	0	0	0
Fraud - Impersonation	0	0	0	0
Fraud - Welfare	0	0	0	0
Fraud - Wire	0	0	0	0
Motor Vehicle Theft	0	0	0	0
Robbery	0	0	0	0
Stolen Property Offenses	0	0	0	0
Theft - Pocket-picking	0	0	0	0
Theft - Purse Snatching	0	0	0	0
Theft - Shoplifting	0	0	0	0
Theft From Building	2	0	0	0
Theft From Coin Machine	0	0	0	0
Theft From Motor Vehicle	5	0	0	0
Theft of Motor Vehicle Parts	1	0	0	0
Theft - All Other Larceny	2	0	0	0
Crimes Against Society				
Drug/Narcotic Violations	9	8	6	2
Drug/Narcotic Equipment Violations	3	3	1	0
Gambling - Betting/Wagering	0	0	0	0
Gambling - Operating/Promoting	0	0	0	0
Gambling - Equipment Violations	0	0	0	0
Gambling - Sports Tampering	0	0	0	0
Pornography/Obscene Material	0	0	0	0
Prostitution	0	0	0	0
Prostitution Assisting/Promoting	0	0	0	0
Purchasing Prostitution	0	0	0	0
Weapon Law Violations	0	0	0	0
Total Group A Offenses	27	12	8	2



Knoxville Police Department - 2015

2014 Population Estimate 184,281

Offense Overview

Offense Total 22,720
 Number Cleared 11,245
 Percent Cleared 49.49 %

Group A Crimes per 100,000 population 12,329.0

Arrest Overview

Total Arrests 12,519
 Adult Arrests 11,472
 Juvenile Arrests 1,047
 Unknown Age 0

Arrests per 100,000 population 6,793.4

Average number offenses/incident 1.12

Domestic Violence Victims		
Offense	Reported	Cleared
Murder	4	4
Aggravated Assault	449	325
Simple Assault	2,010	1,396
Intimidation	152	98
Stalking	23	12
Forcible Rape	46	15
Forcible Sodomy	10	1
Sexual Assault W/Object	1	1
Forcible Fondling	32	5
Incest	6	0
Statutory Rape	3	1
Kidnapping/Abduction	33	21
Total	2,769	1,879

TIBRS Group B Arrests		
Offense	Adult	Juvenile
Bad Checks	0	0
Curfew/Vagrancy	0	32
Disorderly Conduct	296	139
DUI	646	2
Drunkenness	1,307	21
Family-Non Violent	2	0
Liquor Law Violations	12	19
Peeping Tom	2	0
Trespass	212	20
All Other Offenses	2,394	210
Total Group B	4,871	443

TIBRS Group A Offenses	Offenses		Arrests	
	Reported	Cleared	Adult	Juvenile
Crimes Against Persons				
Murder	22	16	9	3
Negligent Manslaughter	0	0	0	0
Kidnapping/Abduction	48	27	23	0
Forcible Rape	143	49	5	0
Forcible Sodomy	28	4	0	1
Sexual Assault W/Object	4	2	0	0
Forcible Fondling	80	20	7	0
Incest	6	0	0	0
Statutory Rape	20	6	1	0
Aggravated Assault	1,150	741	302	23
Simple Assault	3,249	2,130	567	103
Intimidation	408	197	7	1
Stalking	50	24	3	0
Commercial Sex Acts	5	1	0	0
Involuntary Servitude	0	0	0	0
Crimes Against Property				
Arson	16	10	5	2
Bribery	6	6	4	0
Burglary	1,880	387	283	22
Counterfeiting/Forgery	276	99	66	1
Destruction/Damage/Vandalism	1,753	432	82	38
Embezzlement	138	80	36	1
Extortion/Blackmail	3	0	0	0
Fraud - False Pretenses	221	90	44	1
Fraud - Credit Card/ATM	268	66	27	0
Fraud - Impersonation	239	172	118	12
Fraud - Welfare	0	0	0	0
Fraud - Wire	4	2	0	0
Motor Vehicle Theft	781	216	107	10
Robbery	383	141	82	4
Stolen Property Offenses	36	33	19	2
Theft - Pocket-picking	32	2	0	1
Theft - Purse Snatching	8	3	4	0
Theft - Shoplifting	3,471	2,677	2,414	249
Theft From Building	1,224	302	126	4
Theft From Coin Machine	26	5	4	3
Theft From Motor Vehicle	1,847	133	107	11
Theft of Motor Vehicle Parts	578	34	41	0
Theft - All Other Larceny	1,429	310	146	7
Crimes Against Society				
Drug/Narcotic Violations	1,466	1,442	1,210	78
Drug/Narcotic Equipment Violations	1,140	1,121	612	19
Gambling - Betting/Wagering	0	0	0	0
Gambling - Operating/Promoting	0	0	0	0
Gambling - Equipment Violations	2	2	0	0
Gambling - Sports Tampering	0	0	0	0
Pornography/Obscene Material	10	0	0	0
Prostitution	105	105	92	0
Prostitution Assisting/Promoting	3	2	1	0
Purchasing Prostitution	8	8	7	0
Weapon Law Violations	154	148	40	8
Total Group A Offenses	22,720	11,245	6,601	604



2014 Population Estimate	4,962
Offense Overview	
Offense Total	363
Number Cleared	218
Percent Cleared	60.06 %
Group A Crimes per 100,000 population	7,315.6
Arrest Overview	
Total Arrests	289
Adult Arrests	278
Juvenile Arrests	11
Unknown Age	0
Arrests per 100,000 population	5,824.3
Average number offenses/incident	1.27

Domestic Violence Victims		
Offense	Reported	Cleared
Murder	0	0
Aggravated Assault	6	5
Simple Assault	36	29
Intimidation	2	2
Stalking	1	0
Forcible Rape	0	0
Forcible Sodomy	0	0
Sexual Assault W/Object	0	0
Forcible Fondling	2	0
Incest	0	0
Statutory Rape	0	0
Kidnapping/Abduction	1	0
Total	48	36

TIBRS Group B Arrests		
Offense	Adult	Juvenile
Bad Checks	4	0
Curfew/Vagrancy	0	1
Disorderly Conduct	9	0
DUI	31	0
Drunkenness	27	0
Family-Non Violent	0	0
Liquor Law Violations	1	0
Peeping Tom	0	0
Trespass	2	1
All Other Offenses	23	1
Total Group B	97	3

TIBRS Group A Offenses	Offenses		Arrests	
	Reported	Cleared	Adult	Juvenile
Crimes Against Persons				
Murder	0	0	0	0
Negligent Manslaughter	0	0	0	0
Kidnapping/Abduction	1	0	0	0
Forcible Rape	0	0	0	0
Forcible Sodomy	0	0	0	0
Sexual Assault W/Object	0	0	0	0
Forcible Fondling	3	1	0	0
Incest	0	0	0	0
Statutory Rape	2	0	0	0
Aggravated Assault	25	16	10	2
Simple Assault	54	41	35	0
Intimidation	3	2	2	0
Stalking	1	0	0	0
Commercial Sex Acts	0	0	0	0
Involuntary Servitude	0	0	0	0
Crimes Against Property				
Arson	0	0	0	0
Bribery	0	0	0	0
Burglary	28	6	5	0
Counterfeiting/Forgery	6	3	3	0
Destruction/Damage/Vandalism	23	3	0	1
Embezzlement	1	0	0	0
Extortion/Blackmail	0	0	0	0
Fraud - False Pretenses	12	5	3	0
Fraud - Credit Card/ATM	3	0	0	0
Fraud - Impersonation	0	0	0	0
Fraud - Welfare	0	0	0	0
Fraud - Wire	1	0	0	0
Motor Vehicle Theft	8	2	2	1
Robbery	3	1	1	0
Stolen Property Offenses	1	1	1	0
Theft - Pocket-picking	0	0	0	0
Theft - Purse Snatching	0	0	0	0
Theft - Shoplifting	46	43	44	2
Theft From Building	16	3	3	0
Theft From Coin Machine	1	0	0	0
Theft From Motor Vehicle	12	1	3	0
Theft of Motor Vehicle Parts	13	0	0	0
Theft - All Other Larceny	10	0	0	0
Crimes Against Society				
Drug/Narcotic Violations	56	56	55	2
Drug/Narcotic Equipment Violations	29	29	10	0
Gambling - Betting/Wagering	0	0	0	0
Gambling - Operating/Promoting	0	0	0	0
Gambling - Equipment Violations	0	0	0	0
Gambling - Sports Tampering	0	0	0	0
Pornography/Obscene Material	0	0	0	0
Prostitution	0	0	0	0
Prostitution Assisting/Promoting	0	0	0	0
Purchasing Prostitution	0	0	0	0
Weapon Law Violations	5	5	4	0
Total Group A Offenses	363	218	181	8



2014 Population Estimate **7,131**

Offense Overview

Offense Total 1,104
 Number Cleared 608
 Percent Cleared 55.07 %

Group A Crimes per 100,000 population 15,481.7

Arrest Overview

Total Arrests 711
 Adult Arrests 704
 Juvenile Arrests 7
 Unknown Age 0

Arrests per 100,000 population 9,970.6

Average number offenses/incident 1.11

Domestic Violence Victims		
Offense	Reported	Cleared
Murder	1	1
Aggravated Assault	13	7
Simple Assault	98	70
Intimidation	43	13
Stalking	1	1
Forcible Rape	0	0
Forcible Sodomy	0	0
Sexual Assault W/Object	0	0
Forcible Fondling	0	0
Incest	0	0
Statutory Rape	0	0
Kidnapping/Abduction	2	2
Total	158	94

TIBRS Group B Arrests		
Offense	Adult	Juvenile
Bad Checks	1	0
Curfew/Vagrancy	0	0
Disorderly Conduct	24	1
DUI	66	0
Drunkenness	84	0
Family-Non Violent	0	0
Liquor Law Violations	4	0
Peeping Tom	0	0
Trespass	16	0
All Other Offenses	22	0
Total Group B	217	1

TIBRS Group A Offenses	Offenses		Arrests	
	Reported	Cleared	Adult	Juvenile
Crimes Against Persons				
Murder	1	1	1	0
Negligent Manslaughter	0	0	0	0
Kidnapping/Abduction	5	5	4	0
Forcible Rape	1	0	0	0
Forcible Sodomy	0	0	0	0
Sexual Assault W/Object	0	0	0	0
Forcible Fondling	4	2	1	1
Incest	0	0	0	0
Statutory Rape	3	0	0	0
Aggravated Assault	35	20	16	0
Simple Assault	140	95	86	0
Intimidation	53	16	11	1
Stalking	2	2	2	0
Commercial Sex Acts	0	0	0	0
Involuntary Servitude	0	0	0	0
Crimes Against Property				
Arson	0	0	0	0
Bribery	0	0	0	0
Burglary	131	26	16	2
Counterfeiting/Forgery	12	3	3	0
Destruction/Damage/Vandalism	83	16	8	1
Embezzlement	3	1	1	0
Extortion/Blackmail	0	0	0	0
Fraud - False Pretenses	3	2	2	0
Fraud - Credit Card/ATM	5	2	1	0
Fraud - Impersonation	22	19	16	0
Fraud - Welfare	0	0	0	0
Fraud - Wire	0	0	0	0
Motor Vehicle Theft	15	8	6	0
Robbery	6	3	0	0
Stolen Property Offenses	0	0	0	0
Theft - Pocket-picking	0	0	0	0
Theft - Purse Snatching	0	0	0	0
Theft - Shoplifting	40	27	29	0
Theft From Building	124	28	16	0
Theft From Coin Machine	0	0	0	0
Theft From Motor Vehicle	36	4	5	0
Theft of Motor Vehicle Parts	4	0	0	0
Theft - All Other Larceny	65	18	12	0
Crimes Against Society				
Drug/Narcotic Violations	183	183	179	1
Drug/Narcotic Equipment Violations	118	117	63	0
Gambling - Betting/Wagering	0	0	0	0
Gambling - Operating/Promoting	0	0	0	0
Gambling - Equipment Violations	0	0	0	0
Gambling - Sports Tampering	0	0	0	0
Pornography/Obscene Material	0	0	0	0
Prostitution	4	4	4	0
Prostitution Assisting/Promoting	0	0	0	0
Purchasing Prostitution	1	1	1	0
Weapon Law Violations	5	5	4	0
Total Group A Offenses	1,104	608	487	6



2014 Population Estimate	34,274
Offense Overview	
Offense Total	2,134
Number Cleared	768
Percent Cleared	35.99 %
Group A Crimes per 100,000 population	6,226.3
Arrest Overview	
Total Arrests	1,073
Adult Arrests	969
Juvenile Arrests	104
Unknown Age	0
Arrests per 100,000 population	3,130.7
Average number offenses/incident	1.29

Domestic Violence Victims		
Offense	Reported	Cleared
Murder	0	0
Aggravated Assault	73	52
Simple Assault	255	129
Intimidation	8	1
Stalking	3	0
Forcible Rape	3	0
Forcible Sodomy	0	0
Sexual Assault W/Object	0	0
Forcible Fondling	8	2
Incest	1	0
Statutory Rape	0	0
Kidnapping/Abduction	7	4
Total	358	188

TIBRS Group B Arrests		
Offense	Adult	Juvenile
Bad Checks	1	0
Curfew/Vagrancy	0	7
Disorderly Conduct	11	1
DUI	188	0
Drunkenness	32	2
Family-Non Violent	2	0
Liquor Law Violations	123	8
Peeping Tom	0	0
Trespass	8	0
All Other Offenses	203	31
Total Group B	568	49

TIBRS Group A Offenses	Offenses		Arrests	
	Reported	Cleared	Adult	Juvenile
Crimes Against Persons				
Murder	0	0	0	0
Negligent Manslaughter	0	0	0	0
Kidnapping/Abduction	13	6	2	0
Forcible Rape	8	0	0	0
Forcible Sodomy	3	0	0	0
Sexual Assault W/Object	0	0	0	0
Forcible Fondling	13	2	1	1
Incest	1	0	0	0
Statutory Rape	1	0	0	0
Aggravated Assault	161	90	46	5
Simple Assault	392	155	115	16
Intimidation	57	4	1	0
Stalking	5	1	0	0
Commercial Sex Acts	0	0	0	0
Involuntary Servitude	0	0	0	0
Crimes Against Property				
Arson	9	0	0	0
Bribery	0	0	0	0
Burglary	115	10	4	2
Counterfeiting/Forgery	37	7	4	0
Destruction/Damage/Vandalism	283	32	8	10
Embezzlement	1	0	0	0
Extortion/Blackmail	0	0	0	0
Fraud - False Pretenses	18	1	1	0
Fraud - Credit Card/ATM	53	5	5	0
Fraud - Impersonation	71	14	7	0
Fraud - Welfare	0	0	0	0
Fraud - Wire	3	0	0	0
Motor Vehicle Theft	50	7	7	0
Robbery	27	1	1	0
Stolen Property Offenses	0	0	0	0
Theft - Pocket-picking	0	0	0	0
Theft - Purse Snatching	0	0	0	0
Theft - Shoplifting	17	5	5	3
Theft From Building	18	2	1	0
Theft From Coin Machine	0	0	0	0
Theft From Motor Vehicle	135	14	3	10
Theft of Motor Vehicle Parts	42	1	1	0
Theft - All Other Larceny	185	13	6	1
Crimes Against Society				
Drug/Narcotic Violations	230	226	127	5
Drug/Narcotic Equipment Violations	154	148	45	2
Gambling - Betting/Wagering	0	0	0	0
Gambling - Operating/Promoting	0	0	0	0
Gambling - Equipment Violations	0	0	0	0
Gambling - Sports Tampering	0	0	0	0
Pornography/Obscene Material	3	0	0	0
Prostitution	1	1	1	0
Prostitution Assisting/Promoting	5	4	3	0
Purchasing Prostitution	0	0	0	0
Weapon Law Violations	23	19	7	0
Total Group A Offenses	2,134	768	401	55



2014 Population Estimate 10,498

Offense Overview

Offense Total 1,514
Number Cleared 597
Percent Cleared 39.43 %

Group A Crimes per 100,000 population 14,421.8

Arrest Overview

Total Arrests 525
Adult Arrests 490
Juvenile Arrests 35
Unknown Age 0

Arrests per 100,000 population 5,001.0

Average number offenses/incident 1.19

Domestic Violence Victims		
Offense	Reported	Cleared
Murder	0	0
Aggravated Assault	29	15
Simple Assault	152	93
Intimidation	46	22
Stalking	4	1
Forcible Rape	2	0
Forcible Sodomy	0	0
Sexual Assault W/Object	0	0
Forcible Fondling	3	0
Incest	0	0
Statutory Rape	1	1
Kidnapping/Abduction	3	3
Total	240	135

TIBRS Group B Arrests		
Offense	Adult	Juvenile
Bad Checks	3	0
Curfew/Vagrancy	0	0
Disorderly Conduct	6	0
DUI	43	2
Drunkenness	45	0
Family-Non Violent	9	2
Liquor Law Violations	2	2
Peeping Tom	0	0
Trespass	6	0
All Other Offenses	13	4
Total Group B	127	10

TIBRS Group A Offenses	Offenses		Arrests	
	Reported	Cleared	Adult	Juvenile
Crimes Against Persons				
Murder	1	0	0	0
Negligent Manslaughter	0	0	0	0
Kidnapping/Abduction	5	3	2	0
Forcible Rape	4	0	0	0
Forcible Sodomy	0	0	0	0
Sexual Assault W/Object	0	0	0	0
Forcible Fondling	10	0	0	0
Incest	0	0	0	0
Statutory Rape	3	1	1	0
Aggravated Assault	64	34	19	3
Simple Assault	237	120	68	3
Intimidation	131	52	15	0
Stalking	12	4	1	0
Commercial Sex Acts	0	0	0	0
Involuntary Servitude	0	0	0	0
Crimes Against Property				
Arson	4	1	1	0
Bribery	0	0	0	0
Burglary	93	14	11	0
Counterfeiting/Forgery	13	3	0	0
Destruction/Damage/Vandalism	164	38	5	0
Embezzlement	6	1	0	0
Extortion/Blackmail	1	0	0	0
Fraud - False Pretenses	41	12	10	0
Fraud - Credit Card/ATM	39	17	2	0
Fraud - Impersonation	10	2	1	0
Fraud - Welfare	0	0	0	0
Fraud - Wire	0	0	0	0
Motor Vehicle Theft	21	5	1	2
Robbery	9	1	0	0
Stolen Property Offenses	0	0	0	0
Theft - Pocket-picking	0	0	0	0
Theft - Purse Snatching	0	0	0	0
Theft - Shoplifting	195	107	107	10
Theft From Building	112	20	6	1
Theft From Coin Machine	0	0	0	0
Theft From Motor Vehicle	103	11	4	1
Theft of Motor Vehicle Parts	14	1	0	0
Theft - All Other Larceny	62	6	4	0
Crimes Against Society				
Drug/Narcotic Violations	81	75	82	3
Drug/Narcotic Equipment Violations	68	61	21	2
Gambling - Betting/Wagering	0	0	0	0
Gambling - Operating/Promoting	0	0	0	0
Gambling - Equipment Violations	0	0	0	0
Gambling - Sports Tampering	0	0	0	0
Pornography/Obscene Material	1	0	0	0
Prostitution	0	0	0	0
Prostitution Assisting/Promoting	0	0	0	0
Purchasing Prostitution	0	0	0	0
Weapon Law Violations	10	8	2	0
Total Group A Offenses	1,514	597	363	25



Lebanon Police Department - 2015

2014 Population Estimate **29,427**

Offense Overview

Offense Total 3,113

Number Cleared 1,351

Percent Cleared 43.40 %

Group A Crimes per 100,000
population 10,578.7

Arrest Overview

Total Arrests 1,521

Adult Arrests 1,424

Juvenile Arrests 97

Unknown Age 0

Arrests per 100,000 population 5,168.7

Average number offenses/incident 1.21

Domestic Violence Victims		
Offense	Reported	Cleared
Murder	2	1
Aggravated Assault	72	49
Simple Assault	385	222
Intimidation	35	16
Stalking	0	0
Forcible Rape	2	2
Forcible Sodomy	3	3
Sexual Assault W/Object	5	5
Forcible Fondling	7	3
Incest	0	0
Statutory Rape	2	2
Kidnapping/Abduction	2	2
Total	515	305

TIBRS Group B Arrests		
Offense	Adult	Juvenile
Bad Checks	0	0
Curfew/Vagrancy	0	3
Disorderly Conduct	13	3
DUI	125	1
Drunkenness	187	0
Family-Non Violent	1	0
Liquor Law Violations	23	6
Peeping Tom	0	0
Trespass	50	4
All Other Offenses	231	8
Total Group B	630	25

TIBRS Group A Offenses	Offenses		Arrests	
	Reported	Cleared	Adult	Juvenile
Crimes Against Persons				
Murder	5	4	4	0
Negligent Manslaughter	0	0	0	0
Kidnapping/Abduction	3	3	1	0
Forcible Rape	8	8	0	0
Forcible Sodomy	3	3	0	0
Sexual Assault W/Object	9	8	3	2
Forcible Fondling	11	5	0	0
Incest	0	0	0	0
Statutory Rape	2	2	1	0
Aggravated Assault	192	119	59	6
Simple Assault	529	275	174	8
Intimidation	80	25	8	2
Stalking	4	2	0	0
Commercial Sex Acts	0	0	0	0
Involuntary Servitude	0	0	0	0
Crimes Against Property				
Arson	2	2	1	2
Bribery	2	2	2	0
Burglary	166	37	26	2
Counterfeiting/Forgery	81	27	12	0
Destruction/Damage/Vandalism	265	48	20	7
Embezzlement	33	6	4	0
Extortion/Blackmail	0	0	0	0
Fraud - False Pretenses	141	39	10	0
Fraud - Credit Card/ATM	128	44	6	0
Fraud - Impersonation	55	33	26	2
Fraud - Welfare	0	0	0	0
Fraud - Wire	0	0	0	0
Motor Vehicle Theft	53	19	11	2
Robbery	38	12	7	1
Stolen Property Offenses	1	1	0	1
Theft - Pocket-picking	3	2	1	0
Theft - Purse Snatching	1	0	0	0
Theft - Shoplifting	225	100	92	12
Theft From Building	238	55	19	1
Theft From Coin Machine	8	1	1	0
Theft From Motor Vehicle	223	28	12	5
Theft of Motor Vehicle Parts	17	1	2	0
Theft - All Other Larceny	118	11	8	0
Crimes Against Society				
Drug/Narcotic Violations	271	253	235	14
Drug/Narcotic Equipment Violations	147	141	40	4
Gambling - Betting/Wagering	0	0	0	0
Gambling - Operating/Promoting	0	0	0	0
Gambling - Equipment Violations	0	0	0	0
Gambling - Sports Tampering	0	0	0	0
Pornography/Obscene Material	1	1	0	0
Prostitution	0	0	0	0
Prostitution Assisting/Promoting	0	0	0	0
Purchasing Prostitution	0	0	0	0
Weapon Law Violations	50	34	9	1
Total Group A Offenses	3,113	1,351	794	72



Lenoir City Police Department - 2015

2014 Population Estimate **9,034**

Offense Overview

Offense Total 798
 Number Cleared 331
 Percent Cleared 41.48 %

Group A Crimes per 100,000 population 8,833.3

Arrest Overview

Total Arrests 755
 Adult Arrests 743
 Juvenile Arrests 12
 Unknown Age 0

Arrests per 100,000 population 8,357.3

Average number offenses/incident 1.15

Domestic Violence Victims		
Offense	Reported	Cleared
Murder	0	0
Aggravated Assault	12	11
Simple Assault	80	27
Intimidation	14	2
Stalking	1	1
Forcible Rape	0	0
Forcible Sodomy	0	0
Sexual Assault W/Object	0	0
Forcible Fondling	0	0
Incest	0	0
Statutory Rape	0	0
Kidnapping/Abduction	5	2
Total	112	43

TIBRS Group B Arrests		
Offense	Adult	Juvenile
Bad Checks	0	0
Curfew/Vagrancy	0	0
Disorderly Conduct	7	1
DUI	69	0
Drunkenness	40	1
Family-Non Violent	0	0
Liquor Law Violations	2	0
Peeping Tom	0	0
Trespass	2	0
All Other Offenses	337	1
Total Group B	457	3

TIBRS Group A Offenses	Offenses		Arrests	
	Reported	Cleared	Adult	Juvenile
Crimes Against Persons				
Murder	0	0	0	0
Negligent Manslaughter	0	0	0	0
Kidnapping/Abduction	6	2	1	0
Forcible Rape	1	0	0	0
Forcible Sodomy	0	0	0	0
Sexual Assault W/Object	0	0	0	0
Forcible Fondling	1	0	0	0
Incest	0	0	0	0
Statutory Rape	0	0	0	0
Aggravated Assault	26	21	16	1
Simple Assault	118	34	31	1
Intimidation	42	3	2	1
Stalking	2	2	2	0
Commercial Sex Acts	0	0	0	0
Involuntary Servitude	0	0	0	0
Crimes Against Property				
Arson	0	0	0	0
Bribery	0	0	0	0
Burglary	42	10	10	0
Counterfeiting/Forgery	35	3	3	0
Destruction/Damage/Vandalism	34	12	9	0
Embezzlement	16	13	11	0
Extortion/Blackmail	0	0	0	0
Fraud - False Pretenses	49	7	5	0
Fraud - Credit Card/ATM	34	9	2	0
Fraud - Impersonation	6	3	3	0
Fraud - Welfare	0	0	0	0
Fraud - Wire	0	0	0	0
Motor Vehicle Theft	23	4	1	1
Robbery	7	2	2	0
Stolen Property Offenses	0	0	0	0
Theft - Pocket-picking	2	0	0	0
Theft - Purse Snatching	0	0	0	0
Theft - Shoplifting	135	118	126	1
Theft From Building	47	3	3	0
Theft From Coin Machine	1	0	0	0
Theft From Motor Vehicle	39	4	5	0
Theft of Motor Vehicle Parts	19	1	1	0
Theft - All Other Larceny	34	2	2	0
Crimes Against Society				
Drug/Narcotic Violations	52	51	40	2
Drug/Narcotic Equipment Violations	19	19	6	0
Gambling - Betting/Wagering	0	0	0	0
Gambling - Operating/Promoting	0	0	0	0
Gambling - Equipment Violations	0	0	0	0
Gambling - Sports Tampering	0	0	0	0
Pornography/Obscene Material	0	0	0	0
Prostitution	0	0	0	0
Prostitution Assisting/Promoting	0	0	0	0
Purchasing Prostitution	0	0	0	0
Weapon Law Violations	8	8	5	2
Total Group A Offenses	798	331	286	9



Lewisburg Police Department - 2015

2014 Population Estimate 11,371

Offense Overview

Offense Total 775
 Number Cleared 326
 Percent Cleared 42.06 %

Group A Crimes per 100,000 population 6,815.6

Arrest Overview

Total Arrests 671
 Adult Arrests 633
 Juvenile Arrests 38
 Unknown Age 0

Arrests per 100,000 population 5,901.0

Average number offenses/incident 1.07

Domestic Violence Victims		
Offense	Reported	Cleared
Murder	0	0
Aggravated Assault	138	122
Simple Assault	3	1
Intimidation	3	1
Stalking	0	0
Forcible Rape	2	1
Forcible Sodomy	0	0
Sexual Assault W/Object	0	0
Forcible Fondling	0	0
Incest	0	0
Statutory Rape	0	0
Kidnapping/Abduction	0	0
Total	146	125

TIBRS Group B Arrests		
Offense	Adult	Juvenile
Bad Checks	0	0
Curfew/Vagrancy	0	0
Disorderly Conduct	5	1
DUI	57	1
Drunkenness	69	0
Family-Non Violent	0	0
Liquor Law Violations	5	5
Peeping Tom	0	0
Trespass	23	0
All Other Offenses	168	2
Total Group B	327	9

TIBRS Group A Offenses	Offenses		Arrests	
	Reported	Cleared	Adult	Juvenile
Crimes Against Persons				
Murder	1	1	1	0
Negligent Manslaughter	0	0	0	0
Kidnapping/Abduction	1	1	1	0
Forcible Rape	7	2	2	0
Forcible Sodomy	0	0	0	0
Sexual Assault W/Object	0	0	0	0
Forcible Fondling	6	1	1	0
Incest	0	0	0	0
Statutory Rape	2	2	2	0
Aggravated Assault	206	158	143	4
Simple Assault	65	12	9	3
Intimidation	13	3	3	0
Stalking	0	0	0	0
Commercial Sex Acts	0	0	0	0
Involuntary Servitude	0	0	0	0
Crimes Against Property				
Arson	4	1	0	1
Bribery	0	0	0	0
Burglary	77	7	11	0
Counterfeiting/Forgery	21	3	3	1
Destruction/Damage/Vandalism	70	9	6	4
Embezzlement	0	0	0	0
Extortion/Blackmail	0	0	0	0
Fraud - False Pretenses	2	1	1	0
Fraud - Credit Card/ATM	9	1	0	1
Fraud - Impersonation	9	3	3	0
Fraud - Welfare	0	0	0	0
Fraud - Wire	0	0	0	0
Motor Vehicle Theft	10	2	1	2
Robbery	2	1	1	0
Stolen Property Offenses	0	0	0	0
Theft - Pocket-picking	0	0	0	0
Theft - Purse Snatching	0	0	0	0
Theft - Shoplifting	59	37	33	9
Theft From Building	47	6	4	1
Theft From Coin Machine	2	0	0	0
Theft From Motor Vehicle	19	0	0	0
Theft of Motor Vehicle Parts	0	0	0	0
Theft - All Other Larceny	76	9	12	0
Crimes Against Society				
Drug/Narcotic Violations	53	53	56	2
Drug/Narcotic Equipment Violations	12	12	12	1
Gambling - Betting/Wagering	0	0	0	0
Gambling - Operating/Promoting	0	0	0	0
Gambling - Equipment Violations	0	0	0	0
Gambling - Sports Tampering	0	0	0	0
Pornography/Obscene Material	1	0	0	0
Prostitution	0	0	0	0
Prostitution Assisting/Promoting	0	0	0	0
Purchasing Prostitution	0	0	0	0
Weapon Law Violations	1	1	1	0
Total Group A Offenses	775	326	306	29

This agency is currently de-certified for TIBRS reporting compliance. Please check www.tncrimeonline.com for additional 2015 data to be reported.



2014 Population Estimate 7,825

Offense Overview

Offense Total 1,042
 Number Cleared 541
 Percent Cleared 51.92 %

Group A Crimes per 100,000 population 13,316.3

Arrest Overview

Total Arrests 522
 Adult Arrests 491
 Juvenile Arrests 31
 Unknown Age 0

Arrests per 100,000 population 6,670.9

Average number offenses/incident 1.22

Domestic Violence Victims		
Offense	Reported	Cleared
Murder	0	0
Aggravated Assault	15	12
Simple Assault	118	78
Intimidation	31	18
Stalking	7	0
Forcible Rape	0	0
Forcible Sodomy	0	0
Sexual Assault W/Object	0	0
Forcible Fondling	1	1
Incest	0	0
Statutory Rape	0	0
Kidnapping/Abduction	1	1
Total	173	110

TIBRS Group B Arrests		
Offense	Adult	Juvenile
Bad Checks	0	0
Curfew/Vagrancy	0	5
Disorderly Conduct	3	1
DUI	41	0
Drunkenness	49	0
Family-Non Violent	6	0
Liquor Law Violations	14	7
Peeping Tom	0	0
Trespass	3	0
All Other Offenses	33	10
Total Group B	149	23

TIBRS Group A Offenses	Offenses		Arrests	
	Reported	Cleared	Adult	Juvenile
Crimes Against Persons				
Murder	0	0	0	0
Negligent Manslaughter	0	0	0	0
Kidnapping/Abduction	1	1	0	0
Forcible Rape	3	1	0	0
Forcible Sodomy	0	0	0	0
Sexual Assault W/Object	0	0	0	0
Forcible Fondling	5	3	0	0
Incest	0	0	0	0
Statutory Rape	0	0	0	0
Aggravated Assault	44	30	27	1
Simple Assault	217	143	66	1
Intimidation	103	49	10	0
Stalking	14	2	1	0
Commercial Sex Acts	0	0	0	0
Involuntary Servitude	0	0	0	0
Crimes Against Property				
Arson	1	0	0	0
Bribery	0	0	0	0
Burglary	45	12	15	0
Counterfeiting/Forgery	17	3	6	0
Destruction/Damage/Vandalism	85	17	7	0
Embezzlement	3	3	1	0
Extortion/Blackmail	0	0	0	0
Fraud - False Pretenses	23	7	3	0
Fraud - Credit Card/ATM	12	7	6	0
Fraud - Impersonation	19	15	13	0
Fraud - Welfare	0	0	0	0
Fraud - Wire	0	0	0	0
Motor Vehicle Theft	14	7	5	1
Robbery	5	1	1	0
Stolen Property Offenses	2	1	1	0
Theft - Pocket-picking	0	0	0	0
Theft - Purse Snatching	2	0	0	0
Theft - Shoplifting	64	56	59	4
Theft From Building	65	19	11	0
Theft From Coin Machine	1	0	0	0
Theft From Motor Vehicle	28	4	2	0
Theft of Motor Vehicle Parts	5	1	1	0
Theft - All Other Larceny	61	10	9	0
Crimes Against Society				
Drug/Narcotic Violations	150	104	90	1
Drug/Narcotic Equipment Violations	47	41	6	0
Gambling - Betting/Wagering	0	0	0	0
Gambling - Operating/Promoting	0	0	0	0
Gambling - Equipment Violations	0	0	0	0
Gambling - Sports Tampering	0	0	0	0
Pornography/Obscene Material	0	0	0	0
Prostitution	0	0	0	0
Prostitution Assisting/Promoting	0	0	0	0
Purchasing Prostitution	0	0	0	0
Weapon Law Violations	6	4	2	0
Total Group A Offenses	1,042	541	342	8



2014 Population Estimate **4,052**

Offense Overview

Offense Total 250
 Number Cleared 182
 Percent Cleared 72.80 %

Group A Crimes per 100,000
 population 6,169.8

Arrest Overview

Total Arrests 272
 Adult Arrests 218
 Juvenile Arrests 54
 Unknown Age 0

Arrests per 100,000 population 6,712.7

Average number offenses/incident 1.16

Domestic Violence Victims		
Offense	Reported	Cleared
Murder	0	0
Aggravated Assault	9	9
Simple Assault	17	16
Intimidation	1	1
Stalking	2	1
Forcible Rape	0	0
Forcible Sodomy	0	0
Sexual Assault W/Object	0	0
Forcible Fondling	1	1
Incest	0	0
Statutory Rape	0	0
Kidnapping/Abduction	0	0
Total	30	28

TIBRS Group B Arrests		
Offense	Adult	Juvenile
Bad Checks	1	0
Curfew/Vagrancy	0	4
Disorderly Conduct	8	5
DUI	23	0
Drunkenness	28	0
Family-Non Violent	3	0
Liquor Law Violations	1	0
Peeping Tom	0	0
Trespass	3	0
All Other Offenses	29	7
Total Group B	96	16

TIBRS Group A Offenses	Offenses		Arrests	
	Reported	Cleared	Adult	Juvenile
Crimes Against Persons				
Murder	0	0	0	0
Negligent Manslaughter	0	0	0	0
Kidnapping/Abduction	0	0	0	0
Forcible Rape	0	0	0	0
Forcible Sodomy	0	0	0	0
Sexual Assault W/Object	0	0	0	0
Forcible Fondling	1	1	0	0
Incest	0	0	0	0
Statutory Rape	2	2	1	0
Aggravated Assault	18	18	12	2
Simple Assault	28	27	18	8
Intimidation	6	5	1	3
Stalking	4	3	3	0
Commercial Sex Acts	0	0	0	0
Involuntary Servitude	0	0	0	0
Crimes Against Property				
Arson	1	0	0	0
Bribery	0	0	0	0
Burglary	18	5	4	0
Counterfeiting/Forgery	5	3	2	0
Destruction/Damage/Vandalism	16	8	4	6
Embezzlement	0	0	0	0
Extortion/Blackmail	0	0	0	0
Fraud - False Pretenses	10	6	2	0
Fraud - Credit Card/ATM	0	0	0	0
Fraud - Impersonation	6	4	4	0
Fraud - Welfare	1	1	1	0
Fraud - Wire	0	0	0	0
Motor Vehicle Theft	7	5	1	2
Robbery	1	1	1	0
Stolen Property Offenses	0	0	0	0
Theft - Pocket-picking	0	0	0	0
Theft - Purse Snatching	0	0	0	0
Theft - Shoplifting	23	21	24	0
Theft From Building	25	9	7	1
Theft From Coin Machine	1	0	0	0
Theft From Motor Vehicle	17	12	4	12
Theft of Motor Vehicle Parts	2	0	0	0
Theft - All Other Larceny	10	3	0	1
Crimes Against Society				
Drug/Narcotic Violations	28	28	28	1
Drug/Narcotic Equipment Violations	18	18	4	1
Gambling - Betting/Wagering	0	0	0	0
Gambling - Operating/Promoting	0	0	0	0
Gambling - Equipment Violations	0	0	0	0
Gambling - Sports Tampering	0	0	0	0
Pornography/Obscene Material	0	0	0	0
Prostitution	0	0	0	0
Prostitution Assisting/Promoting	0	0	0	0
Purchasing Prostitution	0	0	0	0
Weapon Law Violations	2	2	1	1
Total Group A Offenses	250	182	122	38



Lookout Mountain Police Department - 2015

2014 Population Estimate 1,893

Offense Overview

Offense Total 27
 Number Cleared 4
 Percent Cleared 14.81 %

Group A Crimes per 100,000 population 1,426.3

Arrest Overview

Total Arrests 8
 Adult Arrests 8
 Juvenile Arrests 0
 Unknown Age 0

Arrests per 100,000 population 422.6

Average number offenses/incident 1.13

Domestic Violence Victims		
Offense	Reported	Cleared
Murder	0	0
Aggravated Assault	1	1
Simple Assault	0	0
Intimidation	0	0
Stalking	0	0
Forcible Rape	0	0
Forcible Sodomy	0	0
Sexual Assault W/Object	0	0
Forcible Fondling	0	0
Incest	0	0
Statutory Rape	0	0
Kidnapping/Abduction	0	0
Total	1	1

TIBRS Group B Arrests		
Offense	Adult	Juvenile
Bad Checks	0	0
Curfew/Vagrancy	0	0
Disorderly Conduct	0	0
DUI	0	0
Drunkenness	0	0
Family-Non Violent	1	0
Liquor Law Violations	0	0
Peeping Tom	0	0
Trespass	0	0
All Other Offenses	0	0
Total Group B	1	0

TIBRS Group A Offenses	Offenses		Arrests	
	Reported	Cleared	Adult	Juvenile
Crimes Against Persons				
Murder	0	0	0	0
Negligent Manslaughter	0	0	0	0
Kidnapping/Abduction	0	0	0	0
Forcible Rape	0	0	0	0
Forcible Sodomy	0	0	0	0
Sexual Assault W/Object	0	0	0	0
Forcible Fondling	0	0	0	0
Incest	0	0	0	0
Statutory Rape	0	0	0	0
Aggravated Assault	1	1	1	0
Simple Assault	1	1	1	0
Intimidation	0	0	0	0
Stalking	0	0	0	0
Commercial Sex Acts	0	0	0	0
Involuntary Servitude	0	0	0	0
Crimes Against Property				
Arson	0	0	0	0
Bribery	0	0	0	0
Burglary	1	0	0	0
Counterfeiting/Forgery	0	0	0	0
Destruction/Damage/Vandalism	2	0	0	0
Embezzlement	0	0	0	0
Extortion/Blackmail	0	0	0	0
Fraud - False Pretenses	4	0	0	0
Fraud - Credit Card/ATM	2	0	0	0
Fraud - Impersonation	1	0	0	0
Fraud - Welfare	0	0	0	0
Fraud - Wire	0	0	0	0
Motor Vehicle Theft	2	0	0	0
Robbery	0	0	0	0
Stolen Property Offenses	0	0	0	0
Theft - Pocket-picking	0	0	0	0
Theft - Purse Snatching	0	0	0	0
Theft - Shoplifting	0	0	0	0
Theft From Building	4	0	0	0
Theft From Coin Machine	0	0	0	0
Theft From Motor Vehicle	3	0	0	0
Theft of Motor Vehicle Parts	1	0	0	0
Theft - All Other Larceny	2	0	0	0
Crimes Against Society				
Drug/Narcotic Violations	3	2	5	0
Drug/Narcotic Equipment Violations	0	0	0	0
Gambling - Betting/Wagering	0	0	0	0
Gambling - Operating/Promoting	0	0	0	0
Gambling - Equipment Violations	0	0	0	0
Gambling - Sports Tampering	0	0	0	0
Pornography/Obscene Material	0	0	0	0
Prostitution	0	0	0	0
Prostitution Assisting/Promoting	0	0	0	0
Purchasing Prostitution	0	0	0	0
Weapon Law Violations	0	0	0	0
Total Group A Offenses	27	4	7	0



Loretto Police Department - 2015

2014 Population Estimate 1,735

Offense Overview

Offense Total 47
 Number Cleared 13
 Percent Cleared 27.66 %

Group A Crimes per 100,000 population 2,708.9

Arrest Overview

Total Arrests 19
 Adult Arrests 19
 Juvenile Arrests 0
 Unknown Age 0

Arrests per 100,000 population 1,095.1

Average number offenses/incident 1.18

Domestic Violence Victims		
Offense	Reported	Cleared
Murder	0	0
Aggravated Assault	1	1
Simple Assault	3	2
Intimidation	1	0
Stalking	0	0
Forcible Rape	0	0
Forcible Sodomy	0	0
Sexual Assault W/Object	0	0
Forcible Fondling	0	0
Incest	0	0
Statutory Rape	0	0
Kidnapping/Abduction	0	0
Total	5	3

TIBRS Group B Arrests		
Offense	Adult	Juvenile
Bad Checks	0	0
Curfew/Vagrancy	0	0
Disorderly Conduct	0	0
DUI	3	0
Drunkenness	0	0
Family-Non Violent	0	0
Liquor Law Violations	0	0
Peeping Tom	0	0
Trespass	0	0
All Other Offenses	3	0
Total Group B	6	0

TIBRS Group A Offenses	Offenses		Arrests	
	Reported	Cleared	Adult	Juvenile
Crimes Against Persons				
Murder	0	0	0	0
Negligent Manslaughter	0	0	0	0
Kidnapping/Abduction	1	1	1	0
Forcible Rape	0	0	0	0
Forcible Sodomy	0	0	0	0
Sexual Assault W/Object	0	0	0	0
Forcible Fondling	0	0	0	0
Incest	0	0	0	0
Statutory Rape	0	0	0	0
Aggravated Assault	2	1	1	0
Simple Assault	6	2	2	0
Intimidation	3	0	0	0
Stalking	1	0	0	0
Commercial Sex Acts	0	0	0	0
Involuntary Servitude	0	0	0	0
Crimes Against Property				
Arson	0	0	0	0
Bribery	0	0	0	0
Burglary	8	3	4	0
Counterfeiting/Forgery	0	0	0	0
Destruction/Damage/Vandalism	5	0	0	0
Embezzlement	0	0	0	0
Extortion/Blackmail	0	0	0	0
Fraud - False Pretenses	0	0	0	0
Fraud - Credit Card/ATM	1	0	0	0
Fraud - Impersonation	2	0	0	0
Fraud - Welfare	0	0	0	0
Fraud - Wire	0	0	0	0
Motor Vehicle Theft	7	0	0	0
Robbery	0	0	0	0
Stolen Property Offenses	0	0	0	0
Theft - Pocket-picking	0	0	0	0
Theft - Purse Snatching	0	0	0	0
Theft - Shoplifting	1	0	0	0
Theft From Building	1	0	0	0
Theft From Coin Machine	0	0	0	0
Theft From Motor Vehicle	0	0	0	0
Theft of Motor Vehicle Parts	0	0	0	0
Theft - All Other Larceny	2	0	0	0
Crimes Against Society				
Drug/Narcotic Violations	4	3	3	0
Drug/Narcotic Equipment Violations	2	2	1	0
Gambling - Betting/Wagering	0	0	0	0
Gambling - Operating/Promoting	0	0	0	0
Gambling - Equipment Violations	0	0	0	0
Gambling - Sports Tampering	0	0	0	0
Pornography/Obscene Material	0	0	0	0
Prostitution	0	0	0	0
Prostitution Assisting/Promoting	0	0	0	0
Purchasing Prostitution	0	0	0	0
Weapon Law Violations	1	1	1	0
Total Group A Offenses	47	13	13	0



2014 Population Estimate	5,715
Offense Overview	
Offense Total	136
Number Cleared	71
Percent Cleared	52.21 %
Group A Crimes per 100,000 population	2,379.7
Arrest Overview	
Total Arrests	99
Adult Arrests	94
Juvenile Arrests	5
Unknown Age	0
Arrests per 100,000 population	1,732.3
Average number offenses/incident	1.03

Domestic Violence Victims		
Offense	Reported	Cleared
Murder	0	0
Aggravated Assault	0	0
Simple Assault	4	4
Intimidation	5	0
Stalking	0	0
Forcible Rape	0	0
Forcible Sodomy	0	0
Sexual Assault W/Object	0	0
Forcible Fondling	0	0
Incest	0	0
Statutory Rape	1	1
Kidnapping/Abduction	0	0
Total	10	5

TIBRS Group B Arrests		
Offense	Adult	Juvenile
Bad Checks	0	0
Curfew/Vagrancy	0	0
Disorderly Conduct	4	0
DUI	20	1
Drunkenness	17	0
Family-Non Violent	0	0
Liquor Law Violations	0	0
Peeping Tom	0	0
Trespass	0	0
All Other Offenses	0	0
Total Group B	41	1

TIBRS Group A Offenses	Offenses		Arrests	
	Reported	Cleared	Adult	Juvenile
Crimes Against Persons				
Murder	0	0	0	0
Negligent Manslaughter	0	0	0	0
Kidnapping/Abduction	0	0	0	0
Forcible Rape	1	0	0	0
Forcible Sodomy	0	0	0	0
Sexual Assault W/Object	0	0	0	0
Forcible Fondling	0	0	0	0
Incest	0	0	0	0
Statutory Rape	1	1	0	0
Aggravated Assault	4	4	2	0
Simple Assault	8	8	5	1
Intimidation	18	1	1	0
Stalking	0	0	0	0
Commercial Sex Acts	0	0	0	0
Involuntary Servitude	0	0	0	0
Crimes Against Property				
Arson	1	1	1	0
Bribery	0	0	0	0
Burglary	9	7	8	0
Counterfeiting/Forgery	4	3	3	0
Destruction/Damage/Vandalism	26	5	2	2
Embezzlement	0	0	0	0
Extortion/Blackmail	0	0	0	0
Fraud - False Pretenses	0	0	0	0
Fraud - Credit Card/ATM	0	0	0	0
Fraud - Impersonation	4	3	3	0
Fraud - Welfare	0	0	0	0
Fraud - Wire	0	0	0	0
Motor Vehicle Theft	2	1	0	0
Robbery	2	2	2	0
Stolen Property Offenses	0	0	0	0
Theft - Pocket-picking	0	0	0	0
Theft - Purse Snatching	0	0	0	0
Theft - Shoplifting	3	3	3	0
Theft From Building	29	17	11	1
Theft From Coin Machine	0	0	0	0
Theft From Motor Vehicle	8	3	3	0
Theft of Motor Vehicle Parts	0	0	0	0
Theft - All Other Larceny	8	5	4	0
Crimes Against Society				
Drug/Narcotic Violations	6	5	5	0
Drug/Narcotic Equipment Violations	2	2	0	0
Gambling - Betting/Wagering	0	0	0	0
Gambling - Operating/Promoting	0	0	0	0
Gambling - Equipment Violations	0	0	0	0
Gambling - Sports Tampering	0	0	0	0
Pornography/Obscene Material	0	0	0	0
Prostitution	0	0	0	0
Prostitution Assisting/Promoting	0	0	0	0
Purchasing Prostitution	0	0	0	0
Weapon Law Violations	0	0	0	0
Total Group A Offenses	136	71	53	4



Madisonville Police Department - 2015

2014 Population Estimate 4,735

Offense Overview

Offense Total 661
 Number Cleared 220
 Percent Cleared 33.28 %
 Group A Crimes per 100,000 population 13,959.9

Arrest Overview

Total Arrests 334
 Adult Arrests 330
 Juvenile Arrests 4
 Unknown Age 0
 Arrests per 100,000 population 7,053.9
 Average number offenses/incident 1.09

Domestic Violence Victims		
Offense	Reported	Cleared
Murder	0	0
Aggravated Assault	6	3
Simple Assault	44	29
Intimidation	20	0
Stalking	2	0
Forcible Rape	1	1
Forcible Sodomy	0	0
Sexual Assault W/Object	0	0
Forcible Fondling	0	0
Incest	0	0
Statutory Rape	0	0
Kidnapping/Abduction	0	0
Total	73	33

TIBRS Group B Arrests		
Offense	Adult	Juvenile
Bad Checks	0	0
Curfew/Vagrancy	0	0
Disorderly Conduct	5	0
DUI	29	0
Drunkenness	27	0
Family-Non Violent	1	0
Liquor Law Violations	1	0
Peeping Tom	0	0
Trespass	21	1
All Other Offenses	34	0
Total Group B	118	1

TIBRS Group A Offenses	Offenses		Arrests	
	Reported	Cleared	Adult	Juvenile
Crimes Against Persons				
Murder	0	0	0	0
Negligent Manslaughter	0	0	0	0
Kidnapping/Abduction	0	0	0	0
Forcible Rape	4	2	2	0
Forcible Sodomy	0	0	0	0
Sexual Assault W/Object	0	0	0	0
Forcible Fondling	1	0	0	0
Incest	0	0	0	0
Statutory Rape	0	0	0	0
Aggravated Assault	14	7	6	0
Simple Assault	68	34	37	0
Intimidation	72	1	1	0
Stalking	8	0	0	0
Commercial Sex Acts	0	0	0	0
Involuntary Servitude	0	0	0	0
Crimes Against Property				
Arson	2	1	1	0
Bribery	0	0	0	0
Burglary	59	3	1	0
Counterfeiting/Forgery	15	6	6	0
Destruction/Damage/Vandalism	50	7	6	0
Embezzlement	0	0	0	0
Extortion/Blackmail	0	0	0	0
Fraud - False Pretenses	6	3	5	0
Fraud - Credit Card/ATM	19	1	1	0
Fraud - Impersonation	5	0	0	0
Fraud - Welfare	1	0	0	0
Fraud - Wire	2	0	0	0
Motor Vehicle Theft	22	6	5	0
Robbery	1	0	0	0
Stolen Property Offenses	0	0	0	0
Theft - Pocket-picking	1	0	0	0
Theft - Purse Snatching	3	1	1	0
Theft - Shoplifting	79	57	57	3
Theft From Building	65	5	6	0
Theft From Coin Machine	1	0	0	0
Theft From Motor Vehicle	44	2	2	0
Theft of Motor Vehicle Parts	5	0	0	0
Theft - All Other Larceny	36	6	5	0
Crimes Against Society				
Drug/Narcotic Violations	44	44	42	0
Drug/Narcotic Equipment Violations	32	32	26	0
Gambling - Betting/Wagering	0	0	0	0
Gambling - Operating/Promoting	0	0	0	0
Gambling - Equipment Violations	0	0	0	0
Gambling - Sports Tampering	0	0	0	0
Pornography/Obscene Material	1	1	1	0
Prostitution	0	0	0	0
Prostitution Assisting/Promoting	0	0	0	0
Purchasing Prostitution	0	0	0	0
Weapon Law Violations	1	1	1	0
Total Group A Offenses	661	220	212	3



Manchester Police Department - 2015

2014 Population Estimate **10,349**

Offense Overview

Offense Total 1,671

Number Cleared 848

Percent Cleared 50.75 %

Group A Crimes per 100,000 population 16,146.5

Arrest Overview

Total Arrests 991

Adult Arrests 918

Juvenile Arrests 73

Unknown Age 0

Arrests per 100,000 population 9,575.8

Average number offenses/incident 1.16

Domestic Violence Victims		
Offense	Reported	Cleared
Murder	0	0
Aggravated Assault	20	13
Simple Assault	108	49
Intimidation	27	6
Stalking	2	0
Forcible Rape	1	1
Forcible Sodomy	0	0
Sexual Assault W/Object	0	0
Forcible Fondling	0	0
Incest	0	0
Statutory Rape	0	0
Kidnapping/Abduction	2	1
Total	160	70

TIBRS Group B Arrests		
Offense	Adult	Juvenile
Bad Checks	0	0
Curfew/Vagrancy	0	2
Disorderly Conduct	29	1
DUI	42	0
Drunkenness	82	2
Family-Non Violent	2	0
Liquor Law Violations	2	0
Peeping Tom	0	0
Trespass	6	2
All Other Offenses	53	1
Total Group B	216	8

TIBRS Group A Offenses	Offenses		Arrests	
	Reported	Cleared	Adult	Juvenile
Crimes Against Persons				
Murder	0	0	0	0
Negligent Manslaughter	0	0	0	0
Kidnapping/Abduction	2	1	1	0
Forcible Rape	2	1	1	0
Forcible Sodomy	0	0	0	0
Sexual Assault W/Object	0	0	0	0
Forcible Fondling	3	0	0	0
Incest	0	0	0	0
Statutory Rape	6	4	3	0
Aggravated Assault	44	21	17	0
Simple Assault	167	67	51	5
Intimidation	81	8	2	3
Stalking	10	3	2	0
Commercial Sex Acts	0	0	0	0
Involuntary Servitude	0	0	0	0
Crimes Against Property				
Arson	1	1	1	0
Bribery	0	0	0	0
Burglary	103	18	11	0
Counterfeiting/Forgery	45	18	21	0
Destruction/Damage/Vandalism	172	37	12	9
Embezzlement	11	6	1	0
Extortion/Blackmail	1	1	0	0
Fraud - False Pretenses	68	36	19	0
Fraud - Credit Card/ATM	33	8	3	0
Fraud - Impersonation	3	3	2	0
Fraud - Welfare	0	0	0	0
Fraud - Wire	1	0	0	0
Motor Vehicle Theft	28	9	7	2
Robbery	5	2	2	0
Stolen Property Offenses	0	0	0	0
Theft - Pocket-picking	1	0	0	0
Theft - Purse Snatching	0	0	0	0
Theft - Shoplifting	214	167	159	33
Theft From Building	93	26	23	0
Theft From Coin Machine	2	0	0	0
Theft From Motor Vehicle	86	12	6	0
Theft of Motor Vehicle Parts	23	1	2	0
Theft - All Other Larceny	66	5	12	2
Crimes Against Society				
Drug/Narcotic Violations	301	297	317	8
Drug/Narcotic Equipment Violations	87	85	23	2
Gambling - Betting/Wagering	0	0	0	0
Gambling - Operating/Promoting	0	0	0	0
Gambling - Equipment Violations	0	0	0	0
Gambling - Sports Tampering	0	0	0	0
Pornography/Obscene Material	3	2	2	0
Prostitution	0	0	0	0
Prostitution Assisting/Promoting	0	0	0	0
Purchasing Prostitution	0	0	0	0
Weapon Law Violations	9	9	2	1
Total Group A Offenses	1,671	848	702	65



2014 Population Estimate **11,322**

Offense Overview

Offense Total 603
 Number Cleared 252
 Percent Cleared 41.79 %

Group A Crimes per 100,000
 population 5,325.9

Arrest Overview

Total Arrests 390
 Adult Arrests 369
 Juvenile Arrests 21
 Unknown Age 0

Arrests per 100,000 population 3,444.6

Average number offenses/incident 1.12

Domestic Violence Victims		
Offense	Reported	Cleared
Murder	0	0
Aggravated Assault	2	2
Simple Assault	51	45
Intimidation	14	11
Stalking	1	1
Forcible Rape	1	1
Forcible Sodomy	0	0
Sexual Assault W/Object	0	0
Forcible Fondling	1	0
Incest	0	0
Statutory Rape	0	0
Kidnapping/Abduction	2	2
Total	72	62

TIBRS Group B Arrests		
Offense	Adult	Juvenile
Bad Checks	1	0
Curfew/Vagrancy	0	0
Disorderly Conduct	3	0
DUI	47	0
Drunkenness	43	0
Family-Non Violent	0	0
Liquor Law Violations	49	5
Peeping Tom	0	0
Trespass	4	0
All Other Offenses	7	1
Total Group B	154	6

TIBRS Group A Offenses	Offenses		Arrests	
	Reported	Cleared	Adult	Juvenile
Crimes Against Persons				
Murder	1	1	1	0
Negligent Manslaughter	0	0	0	0
Kidnapping/Abduction	4	2	1	0
Forcible Rape	4	2	0	0
Forcible Sodomy	0	0	0	0
Sexual Assault W/Object	0	0	0	0
Forcible Fondling	3	1	0	1
Incest	0	0	0	0
Statutory Rape	0	0	0	0
Aggravated Assault	18	17	11	1
Simple Assault	100	67	59	3
Intimidation	25	16	12	1
Stalking	5	2	2	0
Commercial Sex Acts	0	0	0	0
Involuntary Servitude	0	0	0	0
Crimes Against Property				
Arson	0	0	0	0
Bribery	0	0	0	0
Burglary	31	7	6	1
Counterfeiting/Forgery	9	2	2	0
Destruction/Damage/Vandalism	45	11	7	1
Embezzlement	3	0	0	0
Extortion/Blackmail	2	1	1	0
Fraud - False Pretenses	21	7	6	0
Fraud - Credit Card/ATM	11	4	4	0
Fraud - Impersonation	14	2	2	0
Fraud - Welfare	0	0	0	0
Fraud - Wire	0	0	0	0
Motor Vehicle Theft	2	1	1	0
Robbery	3	0	0	0
Stolen Property Offenses	1	1	1	0
Theft - Pocket-picking	1	0	0	0
Theft - Purse Snatching	0	0	0	0
Theft - Shoplifting	67	43	54	1
Theft From Building	35	4	4	0
Theft From Coin Machine	0	0	0	0
Theft From Motor Vehicle	74	4	2	2
Theft of Motor Vehicle Parts	0	0	0	0
Theft - All Other Larceny	70	5	3	1
Crimes Against Society				
Drug/Narcotic Violations	33	33	30	3
Drug/Narcotic Equipment Violations	17	17	4	0
Gambling - Betting/Wagering	0	0	0	0
Gambling - Operating/Promoting	0	0	0	0
Gambling - Equipment Violations	0	0	0	0
Gambling - Sports Tampering	0	0	0	0
Pornography/Obscene Material	0	0	0	0
Prostitution	1	1	1	0
Prostitution Assisting/Promoting	0	0	0	0
Purchasing Prostitution	0	0	0	0
Weapon Law Violations	3	1	1	0
Total Group A Offenses	603	252	215	15



Maryville Police Department - 2015

2014 Population Estimate 28,329

Offense Overview

Offense Total 1,272
 Number Cleared 648
 Percent Cleared 50.94 %

Group A Crimes per 100,000 population 4,490.1

Arrest Overview

Total Arrests 807
 Adult Arrests 735
 Juvenile Arrests 72
 Unknown Age 0

Arrests per 100,000 population 2,848.7

Average number offenses/incident 1.17

Domestic Violence Victims		
Offense	Reported	Cleared
Murder	1	1
Aggravated Assault	13	11
Simple Assault	136	88
Intimidation	2	1
Stalking	1	1
Forcible Rape	0	0
Forcible Sodomy	0	0
Sexual Assault W/Object	0	0
Forcible Fondling	2	2
Incest	0	0
Statutory Rape	1	1
Kidnapping/Abduction	0	0
Total	156	105

TIBRS Group B Arrests		
Offense	Adult	Juvenile
Bad Checks	0	0
Curfew/Vagrancy	0	0
Disorderly Conduct	3	0
DUI	81	0
Drunkenness	64	0
Family-Non Violent	0	0
Liquor Law Violations	10	3
Peeping Tom	0	0
Trespass	3	0
All Other Offenses	185	26
Total Group B	346	29

TIBRS Group A Offenses	Offenses		Arrests	
	Reported	Cleared	Adult	Juvenile
Crimes Against Persons				
Murder	1	1	0	0
Negligent Manslaughter	0	0	0	0
Kidnapping/Abduction	0	0	0	0
Forcible Rape	1	1	0	0
Forcible Sodomy	0	0	0	0
Sexual Assault W/Object	0	0	0	0
Forcible Fondling	8	7	0	1
Incest	0	0	0	0
Statutory Rape	1	1	0	0
Aggravated Assault	51	27	14	0
Simple Assault	192	119	44	3
Intimidation	12	8	2	1
Stalking	1	1	0	0
Commercial Sex Acts	0	0	0	0
Involuntary Servitude	0	0	0	0
Crimes Against Property				
Arson	0	0	0	0
Bribery	0	0	0	0
Burglary	91	22	9	0
Counterfeiting/Forgery	33	17	9	0
Destruction/Damage/Vandalism	119	22	7	10
Embezzlement	13	8	6	1
Extortion/Blackmail	0	0	0	0
Fraud - False Pretenses	53	33	11	0
Fraud - Credit Card/ATM	46	28	18	0
Fraud - Impersonation	16	5	3	0
Fraud - Welfare	0	0	0	0
Fraud - Wire	0	0	0	0
Motor Vehicle Theft	21	11	6	1
Robbery	9	4	5	0
Stolen Property Offenses	0	0	0	0
Theft - Pocket-picking	0	0	0	0
Theft - Purse Snatching	1	0	0	0
Theft - Shoplifting	211	158	148	19
Theft From Building	105	21	12	0
Theft From Coin Machine	0	0	0	0
Theft From Motor Vehicle	85	17	5	0
Theft of Motor Vehicle Parts	14	1	0	0
Theft - All Other Larceny	53	6	3	0
Crimes Against Society				
Drug/Narcotic Violations	72	69	61	7
Drug/Narcotic Equipment Violations	56	55	20	0
Gambling - Betting/Wagering	0	0	0	0
Gambling - Operating/Promoting	0	0	0	0
Gambling - Equipment Violations	0	0	0	0
Gambling - Sports Tampering	0	0	0	0
Pornography/Obscene Material	0	0	0	0
Prostitution	0	0	0	0
Prostitution Assisting/Promoting	0	0	0	0
Purchasing Prostitution	0	0	0	0
Weapon Law Violations	7	6	6	0
Total Group A Offenses	1,272	648	389	43



Mason Police Department - 2015

2014 Population Estimate 1,600

Offense Overview

Offense Total 21
 Number Cleared 2
 Percent Cleared 9.52 %

Group A Crimes per 100,000 population 1,312.5

Arrest Overview

Total Arrests 2
 Adult Arrests 2
 Juvenile Arrests 0
 Unknown Age 0

Arrests per 100,000 population 125.0

Average number offenses/incident 1.50

Domestic Violence Victims		
Offense	Reported	Cleared
Murder	0	0
Aggravated Assault	0	0
Simple Assault	1	0
Intimidation	3	0
Stalking	0	0
Forcible Rape	0	0
Forcible Sodomy	0	0
Sexual Assault W/Object	0	0
Forcible Fondling	0	0
Incest	0	0
Statutory Rape	0	0
Kidnapping/Abduction	0	0
Total	4	0

TIBRS Group B Arrests		
Offense	Adult	Juvenile
Bad Checks	0	0
Curfew/Vagrancy	0	0
Disorderly Conduct	0	0
DUI	0	0
Drunkenness	0	0
Family-Non Violent	0	0
Liquor Law Violations	0	0
Peeping Tom	0	0
Trespass	0	0
All Other Offenses	0	0
Total Group B	0	0

TIBRS Group A Offenses	Offenses		Arrests	
	Reported	Cleared	Adult	Juvenile
Crimes Against Persons				
Murder	0	0	0	0
Negligent Manslaughter	0	0	0	0
Kidnapping/Abduction	0	0	0	0
Forcible Rape	0	0	0	0
Forcible Sodomy	0	0	0	0
Sexual Assault W/Object	0	0	0	0
Forcible Fondling	0	0	0	0
Incest	0	0	0	0
Statutory Rape	0	0	0	0
Aggravated Assault	0	0	0	0
Simple Assault	2	0	0	0
Intimidation	4	0	0	0
Stalking	0	0	0	0
Commercial Sex Acts	0	0	0	0
Involuntary Servitude	0	0	0	0
Crimes Against Property				
Arson	0	0	0	0
Bribery	0	0	0	0
Burglary	2	0	0	0
Counterfeiting/Forgery	0	0	0	0
Destruction/Damage/Vandalism	1	0	0	0
Embezzlement	0	0	0	0
Extortion/Blackmail	0	0	0	0
Fraud - False Pretenses	1	0	0	0
Fraud - Credit Card/ATM	0	0	0	0
Fraud - Impersonation	2	1	1	0
Fraud - Welfare	0	0	0	0
Fraud - Wire	0	0	0	0
Motor Vehicle Theft	0	0	0	0
Robbery	0	0	0	0
Stolen Property Offenses	0	0	0	0
Theft - Pocket-picking	0	0	0	0
Theft - Purse Snatching	0	0	0	0
Theft - Shoplifting	3	0	0	0
Theft From Building	0	0	0	0
Theft From Coin Machine	0	0	0	0
Theft From Motor Vehicle	1	0	0	0
Theft of Motor Vehicle Parts	0	0	0	0
Theft - All Other Larceny	2	1	1	0
Crimes Against Society				
Drug/Narcotic Violations	2	0	0	0
Drug/Narcotic Equipment Violations	1	0	0	0
Gambling - Betting/Wagering	0	0	0	0
Gambling - Operating/Promoting	0	0	0	0
Gambling - Equipment Violations	0	0	0	0
Gambling - Sports Tampering	0	0	0	0
Pornography/Obscene Material	0	0	0	0
Prostitution	0	0	0	0
Prostitution Assisting/Promoting	0	0	0	0
Purchasing Prostitution	0	0	0	0
Weapon Law Violations	0	0	0	0
Total Group A Offenses	21	2	2	0

Please check www.tncrimeonline.com for additional data to be reported for 2015.



2014 Population Estimate **679**

Offense Overview

Offense Total 31
 Number Cleared 13
 Percent Cleared 41.94 %

Group A Crimes per 100,000
 population 4,565.5

Arrest Overview

Total Arrests 24
 Adult Arrests 23
 Juvenile Arrests 1
 Unknown Age 0

Arrests per 100,000 population 3,534.6

Average number offenses/incident 1.29

Domestic Violence Victims		
Offense	Reported	Cleared
Murder	0	0
Aggravated Assault	2	1
Simple Assault	1	1
Intimidation	2	0
Stalking	0	0
Forcible Rape	0	0
Forcible Sodomy	0	0
Sexual Assault W/Object	0	0
Forcible Fondling	0	0
Incest	0	0
Statutory Rape	0	0
Kidnapping/Abduction	0	0
Total	5	2

TIBRS Group B Arrests		
Offense	Adult	Juvenile
Bad Checks	0	0
Curfew/Vagrancy	0	0
Disorderly Conduct	0	0
DUI	4	0
Drunkenness	1	0
Family-Non Violent	0	0
Liquor Law Violations	1	0
Peeping Tom	0	0
Trespass	2	0
All Other Offenses	5	0
Total Group B	13	0

TIBRS Group A Offenses	Offenses		Arrests	
	Reported	Cleared	Adult	Juvenile
Crimes Against Persons				
Murder	0	0	0	0
Negligent Manslaughter	0	0	0	0
Kidnapping/Abduction	0	0	0	0
Forcible Rape	0	0	0	0
Forcible Sodomy	0	0	0	0
Sexual Assault W/Object	0	0	0	0
Forcible Fondling	0	0	0	0
Incest	0	0	0	0
Statutory Rape	0	0	0	0
Aggravated Assault	6	3	3	1
Simple Assault	3	1	1	0
Intimidation	3	0	0	0
Stalking	0	0	0	0
Commercial Sex Acts	0	0	0	0
Involuntary Servitude	0	0	0	0
Crimes Against Property				
Arson	0	0	0	0
Bribery	0	0	0	0
Burglary	2	0	0	0
Counterfeiting/Forgery	0	0	0	0
Destruction/Damage/Vandalism	5	2	0	0
Embezzlement	0	0	0	0
Extortion/Blackmail	0	0	0	0
Fraud - False Pretenses	3	2	2	0
Fraud - Credit Card/ATM	0	0	0	0
Fraud - Impersonation	0	0	0	0
Fraud - Welfare	0	0	0	0
Fraud - Wire	0	0	0	0
Motor Vehicle Theft	1	0	0	0
Robbery	0	0	0	0
Stolen Property Offenses	0	0	0	0
Theft - Pocket-picking	0	0	0	0
Theft - Purse Snatching	1	1	1	0
Theft - Shoplifting	0	0	0	0
Theft From Building	1	0	0	0
Theft From Coin Machine	0	0	0	0
Theft From Motor Vehicle	1	0	0	0
Theft of Motor Vehicle Parts	0	0	0	0
Theft - All Other Larceny	4	3	2	0
Crimes Against Society				
Drug/Narcotic Violations	0	0	0	0
Drug/Narcotic Equipment Violations	0	0	0	0
Gambling - Betting/Wagering	0	0	0	0
Gambling - Operating/Promoting	0	0	0	0
Gambling - Equipment Violations	0	0	0	0
Gambling - Sports Tampering	0	0	0	0
Pornography/Obscene Material	0	0	0	0
Prostitution	0	0	0	0
Prostitution Assisting/Promoting	0	0	0	0
Purchasing Prostitution	0	0	0	0
Weapon Law Violations	1	1	1	0
Total Group A Offenses	31	13	10	1



Maynardville Police Department - 2015

2014 Population Estimate 2,366

Offense Overview

Offense Total 280
Number Cleared 171
Percent Cleared 61.07 %

Group A Crimes per 100,000 population 11,834.3

Arrest Overview

Total Arrests 506
Adult Arrests 481
Juvenile Arrests 25
Unknown Age 0

Arrests per 100,000 population 21,386.3

Average number offenses/incident 1.17

Domestic Violence Victims		
Offense	Reported	Cleared
Murder	0	0
Aggravated Assault	8	8
Simple Assault	15	13
Intimidation	2	1
Stalking	0	0
Forcible Rape	0	0
Forcible Sodomy	0	0
Sexual Assault W/Object	0	0
Forcible Fondling	0	0
Incest	0	0
Statutory Rape	0	0
Kidnapping/Abduction	0	0
Total	25	22

TIBRS Group B Arrests		
Offense	Adult	Juvenile
Bad Checks	4	0
Curfew/Vagrancy	0	0
Disorderly Conduct	11	0
DUI	34	0
Drunkenness	27	0
Family-Non Violent	16	0
Liquor Law Violations	3	3
Peeping Tom	0	0
Trespass	7	0
All Other Offenses	233	13
Total Group B	335	16

TIBRS Group A Offenses	Offenses		Arrests	
	Reported	Cleared	Adult	Juvenile
Crimes Against Persons				
Murder	0	0	0	0
Negligent Manslaughter	0	0	0	0
Kidnapping/Abduction	0	0	0	0
Forcible Rape	0	0	0	0
Forcible Sodomy	0	0	0	0
Sexual Assault W/Object	0	0	0	0
Forcible Fondling	1	0	0	0
Incest	0	0	0	0
Statutory Rape	0	0	0	0
Aggravated Assault	12	12	10	1
Simple Assault	27	22	17	4
Intimidation	8	5	2	0
Stalking	0	0	0	0
Commercial Sex Acts	0	0	0	0
Involuntary Servitude	0	0	0	0
Crimes Against Property				
Arson	1	0	0	0
Bribery	0	0	0	0
Burglary	20	2	2	0
Counterfeiting/Forgery	16	1	1	0
Destruction/Damage/Vandalism	19	7	5	1
Embezzlement	0	0	0	0
Extortion/Blackmail	0	0	0	0
Fraud - False Pretenses	7	5	5	0
Fraud - Credit Card/ATM	1	0	0	0
Fraud - Impersonation	5	4	2	1
Fraud - Welfare	0	0	0	0
Fraud - Wire	0	0	0	0
Motor Vehicle Theft	11	5	6	0
Robbery	1	0	0	0
Stolen Property Offenses	0	0	0	0
Theft - Pocket-picking	0	0	0	0
Theft - Purse Snatching	0	0	0	0
Theft - Shoplifting	21	17	21	0
Theft From Building	21	4	2	1
Theft From Coin Machine	1	0	0	0
Theft From Motor Vehicle	11	1	1	0
Theft of Motor Vehicle Parts	2	0	0	0
Theft - All Other Larceny	12	3	4	0
Crimes Against Society				
Drug/Narcotic Violations	47	47	53	1
Drug/Narcotic Equipment Violations	33	33	15	0
Gambling - Betting/Wagering	0	0	0	0
Gambling - Operating/Promoting	0	0	0	0
Gambling - Equipment Violations	0	0	0	0
Gambling - Sports Tampering	0	0	0	0
Pornography/Obscene Material	0	0	0	0
Prostitution	0	0	0	0
Prostitution Assisting/Promoting	0	0	0	0
Purchasing Prostitution	0	0	0	0
Weapon Law Violations	3	3	0	0
Total Group A Offenses	280	171	146	9



2014 Population Estimate	1,699
Offense Overview	
Offense Total	99
Number Cleared	71
Percent Cleared	71.72 %
Group A Crimes per 100,000 population	5,827.0
Arrest Overview	
Total Arrests	182
Adult Arrests	156
Juvenile Arrests	26
Unknown Age	0
Arrests per 100,000 population	10,712.2
Average number offenses/incident	1.16

Domestic Violence Victims		
Offense	Reported	Cleared
Murder	0	0
Aggravated Assault	1	1
Simple Assault	12	12
Intimidation	0	0
Stalking	5	5
Forcible Rape	0	0
Forcible Sodomy	1	1
Sexual Assault W/Object	0	0
Forcible Fondling	2	2
Incest	0	0
Statutory Rape	0	0
Kidnapping/Abduction	0	0
Total	21	21

TIBRS Group B Arrests		
Offense	Adult	Juvenile
Bad Checks	40	0
Curfew/Vagrancy	0	3
Disorderly Conduct	3	0
DUI	5	0
Drunkenness	2	0
Family-Non Violent	0	0
Liquor Law Violations	3	4
Peeping Tom	0	0
Trespass	2	0
All Other Offenses	43	2
Total Group B	98	9

TIBRS Group A Offenses	Offenses		Arrests	
	Reported	Cleared	Adult	Juvenile
Crimes Against Persons				
Murder	0	0	0	0
Negligent Manslaughter	0	0	0	0
Kidnapping/Abduction	0	0	0	0
Forcible Rape	0	0	0	0
Forcible Sodomy	1	1	0	1
Sexual Assault W/Object	0	0	0	0
Forcible Fondling	2	2	1	0
Incest	0	0	0	0
Statutory Rape	0	0	0	0
Aggravated Assault	2	2	1	0
Simple Assault	14	14	14	2
Intimidation	2	1	1	0
Stalking	6	6	5	0
Commercial Sex Acts	0	0	0	0
Involuntary Servitude	0	0	0	0
Crimes Against Property				
Arson	0	0	0	0
Bribery	0	0	0	0
Burglary	5	3	1	4
Counterfeiting/Forgery	3	2	2	0
Destruction/Damage/Vandalism	10	3	0	0
Embezzlement	0	0	0	0
Extortion/Blackmail	0	0	0	0
Fraud - False Pretenses	4	2	0	0
Fraud - Credit Card/ATM	1	1	2	0
Fraud - Impersonation	1	1	1	0
Fraud - Welfare	0	0	0	0
Fraud - Wire	0	0	0	0
Motor Vehicle Theft	4	2	1	1
Robbery	2	0	0	0
Stolen Property Offenses	1	1	2	0
Theft - Pocket-picking	0	0	0	0
Theft - Purse Snatching	0	0	0	0
Theft - Shoplifting	7	7	5	2
Theft From Building	4	2	2	0
Theft From Coin Machine	0	0	0	0
Theft From Motor Vehicle	7	6	6	5
Theft of Motor Vehicle Parts	1	0	0	0
Theft - All Other Larceny	8	2	1	2
Crimes Against Society				
Drug/Narcotic Violations	7	7	9	0
Drug/Narcotic Equipment Violations	7	6	4	0
Gambling - Betting/Wagering	0	0	0	0
Gambling - Operating/Promoting	0	0	0	0
Gambling - Equipment Violations	0	0	0	0
Gambling - Sports Tampering	0	0	0	0
Pornography/Obscene Material	0	0	0	0
Prostitution	0	0	0	0
Prostitution Assisting/Promoting	0	0	0	0
Purchasing Prostitution	0	0	0	0
Weapon Law Violations	0	0	0	0
Total Group A Offenses	99	71	58	17



McKenzie Police Department - 2015

2014 Population Estimate **5,462**

Offense Overview

Offense Total 220

Number Cleared 115

Percent Cleared 52.27 %

Group A Crimes per 100,000
population 4,027.8

Arrest Overview

Total Arrests 145

Adult Arrests 134

Juvenile Arrests 11

Unknown Age 0

Arrests per 100,000 population 2,654.7

Average number offenses/incident 1.07

Domestic Violence Victims		
Offense	Reported	Cleared
Murder	0	0
Aggravated Assault	2	1
Simple Assault	29	27
Intimidation	0	0
Stalking	0	0
Forcible Rape	1	1
Forcible Sodomy	0	0
Sexual Assault W/Object	0	0
Forcible Fondling	2	1
Incest	0	0
Statutory Rape	0	0
Kidnapping/Abduction	0	0
Total	34	30

TIBRS Group B Arrests		
Offense	Adult	Juvenile
Bad Checks	0	0
Curfew/Vagrancy	0	0
Disorderly Conduct	3	0
DUI	12	0
Drunkenness	6	0
Family-Non Violent	1	0
Liquor Law Violations	1	0
Peeping Tom	0	0
Trespass	1	0
All Other Offenses	13	0
Total Group B	37	0

TIBRS Group A Offenses	Offenses		Arrests	
	Reported	Cleared	Adult	Juvenile
Crimes Against Persons				
Murder	0	0	0	0
Negligent Manslaughter	0	0	0	0
Kidnapping/Abduction	0	0	0	0
Forcible Rape	2	1	1	0
Forcible Sodomy	1	1	0	0
Sexual Assault W/Object	0	0	0	0
Forcible Fondling	2	1	1	1
Incest	0	0	0	0
Statutory Rape	1	0	0	0
Aggravated Assault	4	2	2	0
Simple Assault	34	32	29	2
Intimidation	1	1	0	0
Stalking	1	1	1	0
Commercial Sex Acts	0	0	0	0
Involuntary Servitude	0	0	0	0
Crimes Against Property				
Arson	0	0	0	0
Bribery	0	0	0	0
Burglary	31	4	4	0
Counterfeiting/Forgery	20	3	2	0
Destruction/Damage/Vandalism	11	1	1	0
Embezzlement	0	0	1	0
Extortion/Blackmail	0	0	0	0
Fraud - False Pretenses	3	0	0	0
Fraud - Credit Card/ATM	8	7	7	0
Fraud - Impersonation	1	0	0	0
Fraud - Welfare	0	0	0	0
Fraud - Wire	0	0	0	0
Motor Vehicle Theft	1	1	1	0
Robbery	0	0	0	0
Stolen Property Offenses	0	0	1	0
Theft - Pocket-picking	0	0	0	0
Theft - Purse Snatching	0	0	0	0
Theft - Shoplifting	11	11	9	1
Theft From Building	22	13	11	0
Theft From Coin Machine	1	0	0	0
Theft From Motor Vehicle	13	5	1	3
Theft of Motor Vehicle Parts	3	0	0	0
Theft - All Other Larceny	22	4	4	0
Crimes Against Society				
Drug/Narcotic Violations	16	16	15	4
Drug/Narcotic Equipment Violations	11	11	6	0
Gambling - Betting/Wagering	0	0	0	0
Gambling - Operating/Promoting	0	0	0	0
Gambling - Equipment Violations	0	0	0	0
Gambling - Sports Tampering	0	0	0	0
Pornography/Obscene Material	0	0	0	0
Prostitution	0	0	0	0
Prostitution Assisting/Promoting	0	0	0	0
Purchasing Prostitution	0	0	0	0
Weapon Law Violations	0	0	0	0
Total Group A Offenses	220	115	97	11

Please check www.tncrimeonline.com for additional data to be reported for 2015.



McMinnville Police Department - 2015

2014 Population Estimate **13,620**

Offense Overview

Offense Total 1,323

Number Cleared 553

Percent Cleared 41.80 %

Group A Crimes per 100,000
population 9,713.7

Arrest Overview

Total Arrests 707

Adult Arrests 655

Juvenile Arrests 52

Unknown Age 0

Arrests per 100,000 population 5,190.9

Average number offenses/incident 1.09

Domestic Violence Victims		
Offense	Reported	Cleared
Murder	0	0
Aggravated Assault	38	24
Simple Assault	205	142
Intimidation	11	8
Stalking	1	0
Forcible Rape	10	3
Forcible Sodomy	2	1
Sexual Assault W/Object	3	1
Forcible Fondling	0	0
Incest	0	0
Statutory Rape	0	0
Kidnapping/Abduction	3	2
Total	273	181

TIBRS Group B Arrests		
Offense	Adult	Juvenile
Bad Checks	3	0
Curfew/Vagrancy	0	4
Disorderly Conduct	10	2
DUI	100	2
Drunkenness	39	1
Family-Non Violent	0	0
Liquor Law Violations	7	1
Peeping Tom	0	0
Trespass	13	0
All Other Offenses	70	20
Total Group B	242	30

TIBRS Group A Offenses	Offenses		Arrests	
	Reported	Cleared	Adult	Juvenile
Crimes Against Persons				
Murder	2	1	0	0
Negligent Manslaughter	0	0	0	0
Kidnapping/Abduction	3	2	1	0
Forcible Rape	15	4	1	0
Forcible Sodomy	2	1	0	0
Sexual Assault W/Object	7	2	0	0
Forcible Fondling	0	0	0	0
Incest	0	0	0	0
Statutory Rape	1	0	0	0
Aggravated Assault	107	58	35	0
Simple Assault	251	162	108	9
Intimidation	25	16	6	0
Stalking	6	0	0	0
Commercial Sex Acts	0	0	0	0
Involuntary Servitude	0	0	0	0
Crimes Against Property				
Arson	5	0	0	0
Bribery	0	0	0	0
Burglary	110	13	4	0
Counterfeiting/Forgery	38	2	1	0
Destruction/Damage/Vandalism	105	14	5	0
Embezzlement	6	2	1	0
Extortion/Blackmail	1	0	0	0
Fraud - False Pretenses	13	0	0	0
Fraud - Credit Card/ATM	12	3	3	0
Fraud - Impersonation	27	16	15	0
Fraud - Welfare	0	0	0	0
Fraud - Wire	0	0	0	0
Motor Vehicle Theft	27	6	7	0
Robbery	5	1	2	0
Stolen Property Offenses	0	0	0	0
Theft - Pocket-picking	0	0	0	0
Theft - Purse Snatching	0	0	0	0
Theft - Shoplifting	120	89	93	9
Theft From Building	214	27	17	0
Theft From Coin Machine	2	0	0	0
Theft From Motor Vehicle	28	3	3	0
Theft of Motor Vehicle Parts	7	0	0	0
Theft - All Other Larceny	1	1	0	0
Crimes Against Society				
Drug/Narcotic Violations	122	83	82	4
Drug/Narcotic Equipment Violations	49	36	21	0
Gambling - Betting/Wagering	0	0	0	0
Gambling - Operating/Promoting	0	0	0	0
Gambling - Equipment Violations	0	0	0	0
Gambling - Sports Tampering	0	0	0	0
Pornography/Obscene Material	0	0	0	0
Prostitution	0	0	0	0
Prostitution Assisting/Promoting	0	0	0	0
Purchasing Prostitution	0	0	0	0
Weapon Law Violations	12	11	8	0
Total Group A Offenses	1,323	553	413	22



2014 Population Estimate **4,058**

Offense Overview

Offense Total 159
 Number Cleared 33
 Percent Cleared 20.75 %

Group A Crimes per 100,000
 population 3,918.2

Arrest Overview

Total Arrests 47
 Adult Arrests 29
 Juvenile Arrests 18
 Unknown Age 0

Arrests per 100,000 population 1,158.2

Average number offenses/incident 1.11

Domestic Violence Victims		
Offense	Reported	Cleared
Murder	0	0
Aggravated Assault	3	1
Simple Assault	15	5
Intimidation	25	2
Stalking	0	0
Forcible Rape	0	0
Forcible Sodomy	0	0
Sexual Assault W/Object	0	0
Forcible Fondling	0	0
Incest	0	0
Statutory Rape	0	0
Kidnapping/Abduction	0	0
Total	43	8

TIBRS Group B Arrests		
Offense	Adult	Juvenile
Bad Checks	0	0
Curfew/Vagrancy	0	2
Disorderly Conduct	0	0
DUI	6	0
Drunkenness	0	0
Family-Non Violent	0	0
Liquor Law Violations	0	0
Peeping Tom	0	0
Trespass	0	0
All Other Offenses	2	7
Total Group B	8	9

TIBRS Group A Offenses	Offenses		Arrests	
	Reported	Cleared	Adult	Juvenile
Crimes Against Persons				
Murder	0	0	0	0
Negligent Manslaughter	0	0	0	0
Kidnapping/Abduction	0	0	0	0
Forcible Rape	0	0	0	0
Forcible Sodomy	0	0	0	0
Sexual Assault W/Object	0	0	0	0
Forcible Fondling	0	0	0	0
Incest	0	0	0	0
Statutory Rape	0	0	0	0
Aggravated Assault	5	1	0	1
Simple Assault	25	8	6	2
Intimidation	38	4	2	2
Stalking	0	0	0	0
Commercial Sex Acts	0	0	0	0
Involuntary Servitude	0	0	0	0
Crimes Against Property				
Arson	0	0	0	0
Bribery	0	0	0	0
Burglary	9	1	1	0
Counterfeiting/Forgery	1	1	1	0
Destruction/Damage/Vandalism	17	1	0	1
Embezzlement	0	0	0	0
Extortion/Blackmail	0	0	0	0
Fraud - False Pretenses	5	1	0	0
Fraud - Credit Card/ATM	5	0	0	0
Fraud - Impersonation	3	0	0	0
Fraud - Welfare	0	0	0	0
Fraud - Wire	0	0	0	0
Motor Vehicle Theft	1	1	0	1
Robbery	0	0	0	0
Stolen Property Offenses	0	0	0	0
Theft - Pocket-picking	0	0	0	0
Theft - Purse Snatching	0	0	0	0
Theft - Shoplifting	1	0	0	0
Theft From Building	15	1	2	0
Theft From Coin Machine	0	0	0	0
Theft From Motor Vehicle	11	1	0	1
Theft of Motor Vehicle Parts	0	0	0	0
Theft - All Other Larceny	8	0	0	0
Crimes Against Society				
Drug/Narcotic Violations	8	6	7	1
Drug/Narcotic Equipment Violations	7	7	2	0
Gambling - Betting/Wagering	0	0	0	0
Gambling - Operating/Promoting	0	0	0	0
Gambling - Equipment Violations	0	0	0	0
Gambling - Sports Tampering	0	0	0	0
Pornography/Obscene Material	0	0	0	0
Prostitution	0	0	0	0
Prostitution Assisting/Promoting	0	0	0	0
Purchasing Prostitution	0	0	0	0
Weapon Law Violations	0	0	0	0
Total Group A Offenses	159	33	21	9



Memphis Police Department - 2015

2014 Population Estimate 656,861

Offense Overview

Offense Total 97,467
 Number Cleared 24,007
 Percent Cleared 24.63 %

Group A Crimes per 100,000 population 14,838.3

Arrest Overview

Total Arrests 34,257
 Adult Arrests 29,349
 Juvenile Arrests 4,908
 Unknown Age 0

Arrests per 100,000 population 5,215.3

Average number offenses/incident 1.13

Domestic Violence Victims		
Offense	Reported	Cleared
Murder	15	9
Aggravated Assault	1,810	614
Simple Assault	11,335	3,686
Intimidation	2,830	330
Stalking	347	29
Forcible Rape	116	44
Forcible Sodomy	27	17
Sexual Assault W/Object	19	7
Forcible Fondling	77	41
Incest	0	0
Statutory Rape	23	14
Kidnapping/Abduction	254	152
Total	16,853	4,943

TIBRS Group B Arrests		
Offense	Adult	Juvenile
Bad Checks	6	0
Curfew/Vagrancy	0	297
Disorderly Conduct	1,608	344
DUI	727	1
Drunkenness	179	3
Family-Non Violent	8	0
Liquor Law Violations	1,154	9
Peeping Tom	1	1
Trespass	1,920	362
All Other Offenses	9,380	249
Total Group B	14,983	1,266

TIBRS Group A Offenses	Offenses		Arrests	
	Reported	Cleared	Adult	Juvenile
Crimes Against Persons				
Murder	135	69	76	12
Negligent Manslaughter	2	2	4	0
Kidnapping/Abduction	398	215	99	6
Forcible Rape	412	117	62	17
Forcible Sodomy	90	34	6	1
Sexual Assault W/Object	34	12	1	1
Forcible Fondling	309	120	35	15
Incest	0	0	1	0
Statutory Rape	64	26	20	0
Aggravated Assault	7,764	2,228	998	150
Simple Assault	17,908	6,456	3,448	1,484
Intimidation	7,694	1,643	54	18
Stalking	464	49	27	0
Commercial Sex Acts	22	8	1	0
Involuntary Servitude	1	1	0	0
Crimes Against Property				
Arson	302	14	7	4
Bribery	0	0	0	0
Burglary	10,260	757	587	306
Counterfeiting/Forgery	850	122	159	7
Destruction/Damage/Vandalism	11,759	1,852	284	231
Embezzlement	423	121	83	1
Extortion/Blackmail	11	3	3	1
Fraud - False Pretenses	785	77	73	5
Fraud - Credit Card/ATM	1,219	17	11	2
Fraud - Impersonation	909	128	134	8
Fraud - Welfare	6	0	0	0
Fraud - Wire	23	0	0	0
Motor Vehicle Theft	2,766	303	221	70
Robbery	3,164	618	436	227
Stolen Property Offenses	107	75	183	41
Theft - Pocket-picking	97	7	85	28
Theft - Purse Snatching	98	13	7	5
Theft - Shoplifting	6,725	2,742	2,606	441
Theft From Building	3,886	549	129	41
Theft From Coin Machine	12	2	3	0
Theft From Motor Vehicle	5,803	232	130	23
Theft of Motor Vehicle Parts	3,210	85	39	2
Theft - All Other Larceny	4,460	464	293	73
Crimes Against Society				
Drug/Narcotic Violations	3,116	2,859	2,940	253
Drug/Narcotic Equipment Violations	705	660	235	9
Gambling - Betting/Wagering	14	14	34	13
Gambling - Operating/Promoting	2	2	1	0
Gambling - Equipment Violations	4	4	1	1
Gambling - Sports Tampering	0	0	0	0
Pornography/Obscene Material	87	25	5	26
Prostitution	305	304	371	0
Prostitution Assisting/Promoting	12	11	9	0
Purchasing Prostitution	43	41	1	0
Weapon Law Violations	1,007	926	464	120
Total Group A Offenses	97,467	24,007	14,366	3,642



2014 Population Estimate	669
Offense Overview	
Offense Total	20
Number Cleared	8
Percent Cleared	40.00 %
Group A Crimes per 100,000 population	2,989.5
Arrest Overview	
Total Arrests	11
Adult Arrests	10
Juvenile Arrests	1
Unknown Age	0
Arrests per 100,000 population	1,644.2
Average number offenses/incident	1.05

Domestic Violence Victims		
Offense	Reported	Cleared
Murder	0	0
Aggravated Assault	1	1
Simple Assault	1	0
Intimidation	0	0
Stalking	0	0
Forcible Rape	0	0
Forcible Sodomy	0	0
Sexual Assault W/Object	0	0
Forcible Fondling	0	0
Incest	0	0
Statutory Rape	0	0
Kidnapping/Abduction	0	0
Total	2	1

TIBRS Group B Arrests		
Offense	Adult	Juvenile
Bad Checks	0	0
Curfew/Vagrancy	0	0
Disorderly Conduct	0	1
DUI	2	0
Drunkenness	0	0
Family-Non Violent	0	0
Liquor Law Violations	0	0
Peeping Tom	0	0
Trespass	0	0
All Other Offenses	0	0
Total Group B	2	1

TIBRS Group A Offenses	Offenses		Arrests	
	Reported	Cleared	Adult	Juvenile
Crimes Against Persons				
Murder	0	0	0	0
Negligent Manslaughter	0	0	0	0
Kidnapping/Abduction	0	0	0	0
Forcible Rape	0	0	0	0
Forcible Sodomy	0	0	0	0
Sexual Assault W/Object	0	0	0	0
Forcible Fondling	0	0	0	0
Incest	0	0	0	0
Statutory Rape	0	0	0	0
Aggravated Assault	1	1	1	0
Simple Assault	3	2	2	0
Intimidation	0	0	0	0
Stalking	1	0	0	0
Commercial Sex Acts	0	0	0	0
Involuntary Servitude	0	0	0	0
Crimes Against Property				
Arson	0	0	0	0
Bribery	0	0	0	0
Burglary	3	0	0	0
Counterfeiting/Forgery	1	1	1	0
Destruction/Damage/Vandalism	1	0	0	0
Embezzlement	0	0	0	0
Extortion/Blackmail	0	0	0	0
Fraud - False Pretenses	1	0	0	0
Fraud - Credit Card/ATM	0	0	0	0
Fraud - Impersonation	0	0	0	0
Fraud - Welfare	0	0	0	0
Fraud - Wire	0	0	0	0
Motor Vehicle Theft	0	0	0	0
Robbery	0	0	0	0
Stolen Property Offenses	0	0	0	0
Theft - Pocket-picking	0	0	0	0
Theft - Purse Snatching	0	0	0	0
Theft - Shoplifting	0	0	0	0
Theft From Building	1	0	0	0
Theft From Coin Machine	0	0	0	0
Theft From Motor Vehicle	2	0	0	0
Theft of Motor Vehicle Parts	0	0	0	0
Theft - All Other Larceny	2	0	0	0
Crimes Against Society				
Drug/Narcotic Violations	3	3	3	0
Drug/Narcotic Equipment Violations	1	1	1	0
Gambling - Betting/Wagering	0	0	0	0
Gambling - Operating/Promoting	0	0	0	0
Gambling - Equipment Violations	0	0	0	0
Gambling - Sports Tampering	0	0	0	0
Pornography/Obscene Material	0	0	0	0
Prostitution	0	0	0	0
Prostitution Assisting/Promoting	0	0	0	0
Purchasing Prostitution	0	0	0	0
Weapon Law Violations	0	0	0	0
Total Group A Offenses	20	8	8	0



2014 Population Estimate 7,834

Offense Overview

Offense Total 783
Number Cleared 377
Percent Cleared 48.15 %

Group A Crimes per 100,000 population 9,994.9

Arrest Overview

Total Arrests 672
Adult Arrests 631
Juvenile Arrests 41
Unknown Age 0

Arrests per 100,000 population 8,578.0

Average number offenses/incident 1.12

Domestic Violence Victims		
Offense	Reported	Cleared
Murder	0	0
Aggravated Assault	19	15
Simple Assault	70	47
Intimidation	23	18
Stalking	4	2
Forcible Rape	0	0
Forcible Sodomy	0	0
Sexual Assault W/Object	0	0
Forcible Fondling	4	2
Incest	1	0
Statutory Rape	0	0
Kidnapping/Abduction	0	0
Total	121	84

TIBRS Group B Arrests		
Offense	Adult	Juvenile
Bad Checks	2	0
Curfew/Vagrancy	0	0
Disorderly Conduct	4	9
DUI	30	0
Drunkenness	21	1
Family-Non Violent	1	0
Liquor Law Violations	6	0
Peeping Tom	0	0
Trespass	18	0
All Other Offenses	252	2
Total Group B	334	12

TIBRS Group A Offenses	Offenses		Arrests	
	Reported	Cleared	Adult	Juvenile
Crimes Against Persons				
Murder	0	0	0	0
Negligent Manslaughter	0	0	0	0
Kidnapping/Abduction	0	0	0	0
Forcible Rape	0	0	0	0
Forcible Sodomy	0	0	0	0
Sexual Assault W/Object	0	0	0	0
Forcible Fondling	8	4	3	0
Incest	1	0	0	0
Statutory Rape	2	2	2	0
Aggravated Assault	49	34	32	1
Simple Assault	111	75	53	6
Intimidation	56	27	12	10
Stalking	6	3	1	0
Commercial Sex Acts	0	0	0	0
Involuntary Servitude	0	0	0	0
Crimes Against Property				
Arson	4	2	2	0
Bribery	0	0	0	0
Burglary	48	3	2	0
Counterfeiting/Forgery	27	5	5	0
Destruction/Damage/Vandalism	51	11	4	0
Embezzlement	9	8	5	0
Extortion/Blackmail	0	0	0	0
Fraud - False Pretenses	39	13	8	0
Fraud - Credit Card/ATM	15	0	0	0
Fraud - Impersonation	6	4	4	0
Fraud - Welfare	0	0	0	0
Fraud - Wire	1	0	0	0
Motor Vehicle Theft	4	1	1	0
Robbery	3	1	1	0
Stolen Property Offenses	0	0	0	0
Theft - Pocket-picking	0	0	0	0
Theft - Purse Snatching	0	0	0	0
Theft - Shoplifting	105	70	79	8
Theft From Building	44	5	1	2
Theft From Coin Machine	1	0	0	0
Theft From Motor Vehicle	27	5	6	0
Theft of Motor Vehicle Parts	9	0	0	0
Theft - All Other Larceny	55	6	5	0
Crimes Against Society				
Drug/Narcotic Violations	62	60	62	2
Drug/Narcotic Equipment Violations	34	33	7	0
Gambling - Betting/Wagering	0	0	0	0
Gambling - Operating/Promoting	0	0	0	0
Gambling - Equipment Violations	0	0	0	0
Gambling - Sports Tampering	0	0	0	0
Pornography/Obscene Material	1	0	0	0
Prostitution	0	0	0	0
Prostitution Assisting/Promoting	0	0	0	0
Purchasing Prostitution	0	0	0	0
Weapon Law Violations	5	5	2	0
Total Group A Offenses	783	377	297	29



Millersville Police Department - 2015

2014 Population Estimate 6,660

Offense Overview

Offense Total 335
Number Cleared 178
Percent Cleared 53.13 %

Group A Crimes per 100,000 population 5,030.0

Arrest Overview

Total Arrests 119
Adult Arrests 108
Juvenile Arrests 11
Unknown Age 0

Arrests per 100,000 population 1,786.8

Average number offenses/incident 1.38

Domestic Violence Victims		
Offense	Reported	Cleared
Murder	0	0
Aggravated Assault	8	6
Simple Assault	36	19
Intimidation	7	4
Stalking	1	0
Forcible Rape	0	0
Forcible Sodomy	0	0
Sexual Assault W/Object	0	0
Forcible Fondling	0	0
Incest	0	0
Statutory Rape	0	0
Kidnapping/Abduction	0	0
Total	52	29

TIBRS Group B Arrests		
Offense	Adult	Juvenile
Bad Checks	0	0
Curfew/Vagrancy	0	0
Disorderly Conduct	2	1
DUI	14	0
Drunkenness	12	0
Family-Non Violent	1	0
Liquor Law Violations	2	0
Peeping Tom	0	0
Trespass	4	1
All Other Offenses	9	2
Total Group B	44	4

TIBRS Group A Offenses	Offenses		Arrests	
	Reported	Cleared	Adult	Juvenile
Crimes Against Persons				
Murder	0	0	0	0
Negligent Manslaughter	0	0	0	0
Kidnapping/Abduction	0	0	0	0
Forcible Rape	1	0	0	0
Forcible Sodomy	0	0	0	0
Sexual Assault W/Object	0	0	0	0
Forcible Fondling	1	0	0	0
Incest	0	0	0	0
Statutory Rape	3	1	1	0
Aggravated Assault	12	10	5	2
Simple Assault	51	27	16	2
Intimidation	17	7	3	0
Stalking	2	0	0	0
Commercial Sex Acts	0	0	0	0
Involuntary Servitude	0	0	0	0
Crimes Against Property				
Arson	0	0	0	0
Bribery	0	0	0	0
Burglary	11	2	0	0
Counterfeiting/Forgery	7	1	0	0
Destruction/Damage/Vandalism	23	4	0	1
Embezzlement	3	2	2	0
Extortion/Blackmail	0	0	0	0
Fraud - False Pretenses	10	0	0	0
Fraud - Credit Card/ATM	10	0	0	0
Fraud - Impersonation	6	2	0	0
Fraud - Welfare	0	0	0	0
Fraud - Wire	3	0	0	0
Motor Vehicle Theft	3	0	0	0
Robbery	4	1	0	0
Stolen Property Offenses	4	4	1	0
Theft - Pocket-picking	0	0	0	0
Theft - Purse Snatching	0	0	0	0
Theft - Shoplifting	3	3	5	0
Theft From Building	12	4	3	1
Theft From Coin Machine	0	0	0	0
Theft From Motor Vehicle	7	0	0	0
Theft of Motor Vehicle Parts	4	0	0	0
Theft - All Other Larceny	14	1	2	0
Crimes Against Society				
Drug/Narcotic Violations	67	58	21	1
Drug/Narcotic Equipment Violations	47	42	3	0
Gambling - Betting/Wagering	0	0	0	0
Gambling - Operating/Promoting	0	0	0	0
Gambling - Equipment Violations	0	0	0	0
Gambling - Sports Tampering	0	0	0	0
Pornography/Obscene Material	1	1	1	0
Prostitution	0	0	0	0
Prostitution Assisting/Promoting	0	0	0	0
Purchasing Prostitution	0	0	0	0
Weapon Law Violations	9	8	1	0
Total Group A Offenses	335	178	64	7



2014 Population Estimate 11,080

Offense Overview

Offense Total 1,521
 Number Cleared 571
 Percent Cleared 37.54 %

Group A Crimes per 100,000 population 13,727.4

Arrest Overview

Total Arrests 978
 Adult Arrests 916
 Juvenile Arrests 62
 Unknown Age 0

Arrests per 100,000 population 8,826.7

Average number offenses/incident 1.17

Domestic Violence Victims		
Offense	Reported	Cleared
Murder	0	0
Aggravated Assault	20	18
Simple Assault	128	98
Intimidation	24	8
Stalking	1	1
Forcible Rape	2	1
Forcible Sodomy	0	0
Sexual Assault W/Object	0	0
Forcible Fondling	5	2
Incest	0	0
Statutory Rape	1	0
Kidnapping/Abduction	5	5
Total	186	133

TIBRS Group B Arrests		
Offense	Adult	Juvenile
Bad Checks	0	0
Curfew/Vagrancy	0	0
Disorderly Conduct	5	1
DUI	62	0
Drunkenness	47	0
Family-Non Violent	1	0
Liquor Law Violations	9	0
Peeping Tom	0	0
Trespass	13	1
All Other Offenses	314	0
Total Group B	451	2

TIBRS Group A Offenses	Offenses		Arrests	
	Reported	Cleared	Adult	Juvenile
Crimes Against Persons				
Murder	0	0	0	0
Negligent Manslaughter	0	0	0	0
Kidnapping/Abduction	6	5	4	0
Forcible Rape	4	2	1	0
Forcible Sodomy	2	0	0	0
Sexual Assault W/Object	0	0	0	0
Forcible Fondling	9	2	1	0
Incest	0	0	0	0
Statutory Rape	1	0	0	0
Aggravated Assault	70	48	38	4
Simple Assault	202	124	97	11
Intimidation	93	16	15	1
Stalking	6	4	4	0
Commercial Sex Acts	0	0	0	0
Involuntary Servitude	0	0	0	0
Crimes Against Property				
Arson	5	0	0	0
Bribery	0	0	0	0
Burglary	108	17	22	2
Counterfeiting/Forgery	41	6	6	0
Destruction/Damage/Vandalism	175	29	13	3
Embezzlement	11	9	10	0
Extortion/Blackmail	0	0	0	0
Fraud - False Pretenses	68	9	4	0
Fraud - Credit Card/ATM	35	6	7	0
Fraud - Impersonation	28	5	4	0
Fraud - Welfare	0	0	0	0
Fraud - Wire	0	0	0	0
Motor Vehicle Theft	36	15	4	0
Robbery	13	5	8	0
Stolen Property Offenses	5	2	1	1
Theft - Pocket-picking	1	0	0	0
Theft - Purse Snatching	0	0	0	0
Theft - Shoplifting	157	115	110	28
Theft From Building	96	15	15	2
Theft From Coin Machine	1	0	0	0
Theft From Motor Vehicle	127	11	4	4
Theft of Motor Vehicle Parts	29	3	6	0
Theft - All Other Larceny	68	9	7	1
Crimes Against Society				
Drug/Narcotic Violations	69	66	67	2
Drug/Narcotic Equipment Violations	45	41	14	0
Gambling - Betting/Wagering	0	0	0	0
Gambling - Operating/Promoting	0	0	0	0
Gambling - Equipment Violations	0	0	0	0
Gambling - Sports Tampering	0	0	0	0
Pornography/Obscene Material	1	1	1	0
Prostitution	0	0	0	0
Prostitution Assisting/Promoting	0	0	0	0
Purchasing Prostitution	0	0	0	0
Weapon Law Violations	9	6	2	1
Total Group A Offenses	1,521	571	465	60



2014 Population Estimate	527
Offense Overview	
Offense Total	3
Number Cleared	3
Percent Cleared	100.00 %
Group A Crimes per 100,000 population	569.3
Arrest Overview	
Total Arrests	4
Adult Arrests	4
Juvenile Arrests	0
Unknown Age	0
Arrests per 100,000 population	759.0
Average number offenses/incident	1.00

Domestic Violence Victims		
Offense	Reported	Cleared
Murder	0	0
Aggravated Assault	0	0
Simple Assault	0	0
Intimidation	0	0
Stalking	0	0
Forcible Rape	0	0
Forcible Sodomy	0	0
Sexual Assault W/Object	0	0
Forcible Fondling	0	0
Incest	0	0
Statutory Rape	0	0
Kidnapping/Abduction	0	0
Total	0	0

TIBRS Group B Arrests		
Offense	Adult	Juvenile
Bad Checks	0	0
Curfew/Vagrancy	0	0
Disorderly Conduct	0	0
DUI	0	0
Drunkenness	0	0
Family-Non Violent	0	0
Liquor Law Violations	0	0
Peeping Tom	0	0
Trespass	0	0
All Other Offenses	1	0
Total Group B	1	0

TIBRS Group A Offenses	Offenses		Arrests	
	Reported	Cleared	Adult	Juvenile
Crimes Against Persons				
Murder	0	0	0	0
Negligent Manslaughter	0	0	0	0
Kidnapping/Abduction	0	0	0	0
Forcible Rape	0	0	0	0
Forcible Sodomy	0	0	0	0
Sexual Assault W/Object	0	0	0	0
Forcible Fondling	0	0	0	0
Incest	0	0	0	0
Statutory Rape	0	0	0	0
Aggravated Assault	1	1	1	0
Simple Assault	0	0	0	0
Intimidation	0	0	0	0
Stalking	0	0	0	0
Commercial Sex Acts	0	0	0	0
Involuntary Servitude	0	0	0	0
Crimes Against Property				
Arson	0	0	0	0
Bribery	0	0	0	0
Burglary	0	0	0	0
Counterfeiting/Forgery	0	0	0	0
Destruction/Damage/Vandalism	1	1	1	0
Embezzlement	0	0	0	0
Extortion/Blackmail	0	0	0	0
Fraud - False Pretenses	0	0	0	0
Fraud - Credit Card/ATM	0	0	0	0
Fraud - Impersonation	0	0	0	0
Fraud - Welfare	0	0	0	0
Fraud - Wire	0	0	0	0
Motor Vehicle Theft	0	0	0	0
Robbery	0	0	0	0
Stolen Property Offenses	0	0	0	0
Theft - Pocket-picking	0	0	0	0
Theft - Purse Snatching	0	0	0	0
Theft - Shoplifting	0	0	0	0
Theft From Building	0	0	0	0
Theft From Coin Machine	0	0	0	0
Theft From Motor Vehicle	0	0	0	0
Theft of Motor Vehicle Parts	0	0	0	0
Theft - All Other Larceny	0	0	0	0
Crimes Against Society				
Drug/Narcotic Violations	1	1	1	0
Drug/Narcotic Equipment Violations	0	0	0	0
Gambling - Betting/Wagering	0	0	0	0
Gambling - Operating/Promoting	0	0	0	0
Gambling - Equipment Violations	0	0	0	0
Gambling - Sports Tampering	0	0	0	0
Pornography/Obscene Material	0	0	0	0
Prostitution	0	0	0	0
Prostitution Assisting/Promoting	0	0	0	0
Purchasing Prostitution	0	0	0	0
Weapon Law Violations	0	0	0	0
Total Group A Offenses	3	3	3	0



Monteagle Police Department - 2015

2014 Population Estimate 1,175

Offense Overview

Offense Total 94
 Number Cleared 43
 Percent Cleared 45.74 %

Group A Crimes per 100,000 population 8,000.0

Arrest Overview

Total Arrests 62
 Adult Arrests 62
 Juvenile Arrests 0
 Unknown Age 0

Arrests per 100,000 population 5,276.6

Average number offenses/incident 1.25

Domestic Violence Victims		
Offense	Reported	Cleared
Murder	0	0
Aggravated Assault	2	2
Simple Assault	6	5
Intimidation	2	0
Stalking	0	0
Forcible Rape	0	0
Forcible Sodomy	0	0
Sexual Assault W/Object	0	0
Forcible Fondling	0	0
Incest	0	0
Statutory Rape	0	0
Kidnapping/Abduction	0	0
Total	10	7

TIBRS Group B Arrests		
Offense	Adult	Juvenile
Bad Checks	0	0
Curfew/Vagrancy	0	0
Disorderly Conduct	2	0
DUI	19	0
Drunkenness	4	0
Family-Non Violent	0	0
Liquor Law Violations	0	0
Peeping Tom	0	0
Trespass	2	0
All Other Offenses	6	0
Total Group B	33	0

TIBRS Group A Offenses	Offenses		Arrests	
	Reported	Cleared	Adult	Juvenile
Crimes Against Persons				
Murder	1	0	0	0
Negligent Manslaughter	0	0	0	0
Kidnapping/Abduction	0	0	0	0
Forcible Rape	0	0	0	0
Forcible Sodomy	0	0	0	0
Sexual Assault W/Object	0	0	0	0
Forcible Fondling	0	0	0	0
Incest	0	0	0	0
Statutory Rape	0	0	0	0
Aggravated Assault	5	3	2	0
Simple Assault	8	5	5	0
Intimidation	3	0	0	0
Stalking	0	0	0	0
Commercial Sex Acts	0	0	0	0
Involuntary Servitude	0	0	0	0
Crimes Against Property				
Arson	1	0	0	0
Bribery	0	0	0	0
Burglary	12	2	2	0
Counterfeiting/Forgery	2	1	1	0
Destruction/Damage/Vandalism	14	1	1	0
Embezzlement	0	0	0	0
Extortion/Blackmail	0	0	0	0
Fraud - False Pretenses	1	0	0	0
Fraud - Credit Card/ATM	2	0	0	0
Fraud - Impersonation	0	0	0	0
Fraud - Welfare	0	0	0	0
Fraud - Wire	0	0	0	0
Motor Vehicle Theft	2	2	2	0
Robbery	0	0	0	0
Stolen Property Offenses	1	1	1	0
Theft - Pocket-picking	0	0	0	0
Theft - Purse Snatching	0	0	0	0
Theft - Shoplifting	4	3	3	0
Theft From Building	5	2	2	0
Theft From Coin Machine	0	0	0	0
Theft From Motor Vehicle	6	2	0	0
Theft of Motor Vehicle Parts	0	0	0	0
Theft - All Other Larceny	2	0	0	0
Crimes Against Society				
Drug/Narcotic Violations	13	12	9	0
Drug/Narcotic Equipment Violations	9	7	1	0
Gambling - Betting/Wagering	0	0	0	0
Gambling - Operating/Promoting	0	0	0	0
Gambling - Equipment Violations	0	0	0	0
Gambling - Sports Tampering	0	0	0	0
Pornography/Obscene Material	0	0	0	0
Prostitution	0	0	0	0
Prostitution Assisting/Promoting	0	0	0	0
Purchasing Prostitution	0	0	0	0
Weapon Law Violations	3	2	0	0
Total Group A Offenses	94	43	29	0



Monterey Police Department - 2015

2014 Population Estimate **2,860**

Offense Overview

Offense Total 122
 Number Cleared 32
 Percent Cleared 26.23 %

Group A Crimes per 100,000 population 4,265.7

Arrest Overview

Total Arrests 55
 Adult Arrests 50
 Juvenile Arrests 5
 Unknown Age 0

Arrests per 100,000 population 1,923.1

Average number offenses/incident 1.03

Domestic Violence Victims		
Offense	Reported	Cleared
Murder	1	0
Aggravated Assault	6	4
Simple Assault	10	7
Intimidation	3	1
Stalking	0	0
Forcible Rape	0	0
Forcible Sodomy	0	0
Sexual Assault W/Object	0	0
Forcible Fondling	0	0
Incest	0	0
Statutory Rape	0	0
Kidnapping/Abduction	0	0
Total	20	12

TIBRS Group B Arrests		
Offense	Adult	Juvenile
Bad Checks	0	0
Curfew/Vagrancy	0	0
Disorderly Conduct	4	0
DUI	6	0
Drunkenness	4	0
Family-Non Violent	1	0
Liquor Law Violations	1	0
Peeping Tom	0	0
Trespass	0	0
All Other Offenses	8	2
Total Group B	24	2

TIBRS Group A Offenses	Offenses		Arrests	
	Reported	Cleared	Adult	Juvenile
Crimes Against Persons				
Murder	1	0	0	0
Negligent Manslaughter	1	0	0	0
Kidnapping/Abduction	0	0	0	0
Forcible Rape	0	0	0	0
Forcible Sodomy	0	0	0	0
Sexual Assault W/Object	0	0	0	0
Forcible Fondling	0	0	0	0
Incest	0	0	0	0
Statutory Rape	0	0	0	0
Aggravated Assault	8	5	5	0
Simple Assault	16	9	6	1
Intimidation	4	1	1	0
Stalking	1	0	0	0
Commercial Sex Acts	0	0	0	0
Involuntary Servitude	0	0	0	0
Crimes Against Property				
Arson	0	0	0	0
Bribery	0	0	0	0
Burglary	14	2	0	2
Counterfeiting/Forgery	2	0	0	0
Destruction/Damage/Vandalism	11	0	0	0
Embezzlement	1	0	0	0
Extortion/Blackmail	0	0	0	0
Fraud - False Pretenses	2	0	0	0
Fraud - Credit Card/ATM	1	0	0	0
Fraud - Impersonation	3	1	1	0
Fraud - Welfare	0	0	0	0
Fraud - Wire	0	0	0	0
Motor Vehicle Theft	5	0	0	0
Robbery	0	0	0	0
Stolen Property Offenses	0	0	0	0
Theft - Pocket-picking	0	0	0	0
Theft - Purse Snatching	0	0	0	0
Theft - Shoplifting	5	2	2	0
Theft From Building	2	0	0	0
Theft From Coin Machine	0	0	0	0
Theft From Motor Vehicle	9	0	0	0
Theft of Motor Vehicle Parts	0	0	0	0
Theft - All Other Larceny	15	1	1	0
Crimes Against Society				
Drug/Narcotic Violations	16	8	7	0
Drug/Narcotic Equipment Violations	4	2	2	0
Gambling - Betting/Wagering	0	0	0	0
Gambling - Operating/Promoting	0	0	0	0
Gambling - Equipment Violations	0	0	0	0
Gambling - Sports Tampering	0	0	0	0
Pornography/Obscene Material	0	0	0	0
Prostitution	0	0	0	0
Prostitution Assisting/Promoting	0	0	0	0
Purchasing Prostitution	0	0	0	0
Weapon Law Violations	1	1	1	0
Total Group A Offenses	122	32	26	3



Morristown Police Department - 2015

2014 Population Estimate 29,304

Offense Overview

Offense Total 4,241
 Number Cleared 2,552
 Percent Cleared 60.17 %

Group A Crimes per 100,000 population 14,472.4

Arrest Overview

Total Arrests 2,359
 Adult Arrests 2,201
 Juvenile Arrests 158
 Unknown Age 0

Arrests per 100,000 population 8,050.1

Average number offenses/incident 1.22

Domestic Violence Victims		
Offense	Reported	Cleared
Murder	0	0
Aggravated Assault	81	64
Simple Assault	353	296
Intimidation	73	54
Stalking	1	1
Forcible Rape	2	2
Forcible Sodomy	1	1
Sexual Assault W/Object	0	0
Forcible Fondling	3	0
Incest	0	0
Statutory Rape	2	2
Kidnapping/Abduction	2	1
Total	518	421

TIBRS Group B Arrests		
Offense	Adult	Juvenile
Bad Checks	2	0
Curfew/Vagrancy	0	0
Disorderly Conduct	30	12
DUI	178	0
Drunkenness	277	1
Family-Non Violent	18	0
Liquor Law Violations	15	5
Peeping Tom	0	0
Trespass	38	0
All Other Offenses	177	11
Total Group B	735	29

TIBRS Group A Offenses	Offenses		Arrests	
	Reported	Cleared	Adult	Juvenile
Crimes Against Persons				
Murder	0	0	0	0
Negligent Manslaughter	0	0	0	0
Kidnapping/Abduction	4	1	0	0
Forcible Rape	10	5	1	0
Forcible Sodomy	2	1	0	0
Sexual Assault W/Object	1	0	0	0
Forcible Fondling	12	6	2	0
Incest	0	0	0	0
Statutory Rape	6	5	5	0
Aggravated Assault	190	146	73	6
Simple Assault	559	457	168	25
Intimidation	219	132	15	1
Stalking	1	1	1	0
Commercial Sex Acts	0	0	0	0
Involuntary Servitude	0	0	0	0
Crimes Against Property				
Arson	5	4	0	0
Bribery	0	0	0	0
Burglary	208	65	25	5
Counterfeiting/Forgery	82	28	25	0
Destruction/Damage/Vandalism	367	134	35	8
Embezzlement	55	37	11	0
Extortion/Blackmail	2	1	0	0
Fraud - False Pretenses	174	80	16	0
Fraud - Credit Card/ATM	138	60	50	0
Fraud - Impersonation	56	34	28	2
Fraud - Welfare	0	0	0	0
Fraud - Wire	0	0	0	0
Motor Vehicle Theft	98	60	33	9
Robbery	15	7	4	0
Stolen Property Offenses	7	6	6	0
Theft - Pocket-picking	5	2	0	0
Theft - Purse Snatching	4	1	0	0
Theft - Shoplifting	515	447	508	39
Theft From Building	304	122	32	2
Theft From Coin Machine	27	6	3	0
Theft From Motor Vehicle	156	26	3	6
Theft of Motor Vehicle Parts	60	6	3	1
Theft - All Other Larceny	189	50	44	4
Crimes Against Society				
Drug/Narcotic Violations	462	348	295	16
Drug/Narcotic Equipment Violations	215	208	58	3
Gambling - Betting/Wagering	0	0	0	0
Gambling - Operating/Promoting	0	0	0	0
Gambling - Equipment Violations	0	0	0	0
Gambling - Sports Tampering	0	0	0	0
Pornography/Obscene Material	11	3	2	0
Prostitution	1	1	2	0
Prostitution Assisting/Promoting	1	0	0	0
Purchasing Prostitution	0	0	0	0
Weapon Law Violations	80	62	18	2
Total Group A Offenses	4,241	2,552	1,466	129



2014 Population Estimate 538

Offense Overview

Offense Total 52
 Number Cleared 22
 Percent Cleared 42.31 %

Group A Crimes per 100,000 population 9,665.4

Arrest Overview

Total Arrests 21
 Adult Arrests 21
 Juvenile Arrests 0
 Unknown Age 0

Arrests per 100,000 population 3,903.3

Average number offenses/incident 1.21

Domestic Violence Victims		
Offense	Reported	Cleared
Murder	0	0
Aggravated Assault	5	4
Simple Assault	6	6
Intimidation	1	0
Stalking	1	0
Forcible Rape	0	0
Forcible Sodomy	0	0
Sexual Assault W/Object	0	0
Forcible Fondling	0	0
Incest	0	0
Statutory Rape	0	0
Kidnapping/Abduction	0	0
Total	13	10

TIBRS Group B Arrests		
Offense	Adult	Juvenile
Bad Checks	0	0
Curfew/Vagrancy	0	0
Disorderly Conduct	1	0
DUI	1	0
Drunkenness	0	0
Family-Non Violent	0	0
Liquor Law Violations	0	0
Peeping Tom	0	0
Trespass	0	0
All Other Offenses	3	0
Total Group B	5	0

TIBRS Group A Offenses	Offenses		Arrests	
	Reported	Cleared	Adult	Juvenile
Crimes Against Persons				
Murder	0	0	0	0
Negligent Manslaughter	0	0	0	0
Kidnapping/Abduction	0	0	0	0
Forcible Rape	0	0	0	0
Forcible Sodomy	0	0	0	0
Sexual Assault W/Object	0	0	0	0
Forcible Fondling	0	0	0	0
Incest	0	0	0	0
Statutory Rape	0	0	0	0
Aggravated Assault	10	6	4	0
Simple Assault	9	8	8	0
Intimidation	2	0	0	0
Stalking	1	0	0	0
Commercial Sex Acts	0	0	0	0
Involuntary Servitude	0	0	0	0
Crimes Against Property				
Arson	0	0	0	0
Bribery	0	0	0	0
Burglary	3	0	0	0
Counterfeiting/Forgery	0	0	0	0
Destruction/Damage/Vandalism	10	3	0	0
Embezzlement	0	0	0	0
Extortion/Blackmail	0	0	0	0
Fraud - False Pretenses	0	0	0	0
Fraud - Credit Card/ATM	0	0	0	0
Fraud - Impersonation	0	0	0	0
Fraud - Welfare	0	0	0	0
Fraud - Wire	0	0	0	0
Motor Vehicle Theft	0	0	0	0
Robbery	0	0	0	0
Stolen Property Offenses	0	0	0	0
Theft - Pocket-picking	0	0	0	0
Theft - Purse Snatching	0	0	0	0
Theft - Shoplifting	0	0	0	0
Theft From Building	2	0	0	0
Theft From Coin Machine	0	0	0	0
Theft From Motor Vehicle	3	0	0	0
Theft of Motor Vehicle Parts	0	0	0	0
Theft - All Other Larceny	8	1	1	0
Crimes Against Society				
Drug/Narcotic Violations	2	2	2	0
Drug/Narcotic Equipment Violations	1	1	1	0
Gambling - Betting/Wagering	0	0	0	0
Gambling - Operating/Promoting	0	0	0	0
Gambling - Equipment Violations	0	0	0	0
Gambling - Sports Tampering	0	0	0	0
Pornography/Obscene Material	0	0	0	0
Prostitution	0	0	0	0
Prostitution Assisting/Promoting	0	0	0	0
Purchasing Prostitution	0	0	0	0
Weapon Law Violations	1	1	0	0
Total Group A Offenses	52	22	16	0



Mount Carmel Police Department - 2015

2014 Population Estimate 5,453

Offense Overview

Offense Total 142
 Number Cleared 69
 Percent Cleared 48.59 %
 Group A Crimes per 100,000 population 2,604.1

Arrest Overview

Total Arrests 80
 Adult Arrests 78
 Juvenile Arrests 2
 Unknown Age 0
 Arrests per 100,000 population 1,467.1
 Average number offenses/incident 1.19

Domestic Violence Victims		
Offense	Reported	Cleared
Murder	0	0
Aggravated Assault	2	2
Simple Assault	17	13
Intimidation	1	1
Stalking	0	0
Forcible Rape	0	0
Forcible Sodomy	0	0
Sexual Assault W/Object	0	0
Forcible Fondling	1	1
Incest	0	0
Statutory Rape	0	0
Kidnapping/Abduction	0	0
Total	21	17

TIBRS Group B Arrests		
Offense	Adult	Juvenile
Bad Checks	1	0
Curfew/Vagrancy	0	0
Disorderly Conduct	0	0
DUI	11	0
Drunkenness	4	0
Family-Non Violent	0	0
Liquor Law Violations	0	0
Peeping Tom	0	0
Trespass	1	0
All Other Offenses	28	1
Total Group B	45	1

TIBRS Group A Offenses	Offenses		Arrests	
	Reported	Cleared	Adult	Juvenile
Crimes Against Persons				
Murder	0	0	0	0
Negligent Manslaughter	0	0	0	0
Kidnapping/Abduction	0	0	0	0
Forcible Rape	0	0	0	0
Forcible Sodomy	0	0	0	0
Sexual Assault W/Object	0	0	0	0
Forcible Fondling	2	1	1	0
Incest	0	0	0	0
Statutory Rape	0	0	0	0
Aggravated Assault	2	2	1	0
Simple Assault	19	14	9	0
Intimidation	9	7	0	0
Stalking	0	0	0	0
Commercial Sex Acts	0	0	0	0
Involuntary Servitude	0	0	0	0
Crimes Against Property				
Arson	0	0	0	0
Bribery	0	0	0	0
Burglary	26	8	6	0
Counterfeiting/Forgery	3	1	0	0
Destruction/Damage/Vandalism	16	5	2	0
Embezzlement	1	0	0	0
Extortion/Blackmail	0	0	0	0
Fraud - False Pretenses	2	0	0	0
Fraud - Credit Card/ATM	2	0	0	0
Fraud - Impersonation	7	2	1	0
Fraud - Welfare	0	0	0	0
Fraud - Wire	0	0	0	0
Motor Vehicle Theft	6	3	2	0
Robbery	0	0	0	0
Stolen Property Offenses	0	0	0	0
Theft - Pocket-picking	0	0	0	0
Theft - Purse Snatching	0	0	0	0
Theft - Shoplifting	2	1	0	0
Theft From Building	10	4	2	0
Theft From Coin Machine	0	0	0	0
Theft From Motor Vehicle	7	4	1	0
Theft of Motor Vehicle Parts	1	0	0	0
Theft - All Other Larceny	12	2	0	0
Crimes Against Society				
Drug/Narcotic Violations	9	9	6	1
Drug/Narcotic Equipment Violations	4	4	1	0
Gambling - Betting/Wagering	0	0	0	0
Gambling - Operating/Promoting	0	0	0	0
Gambling - Equipment Violations	0	0	0	0
Gambling - Sports Tampering	0	0	0	0
Pornography/Obscene Material	0	0	0	0
Prostitution	0	0	0	0
Prostitution Assisting/Promoting	0	0	0	0
Purchasing Prostitution	0	0	0	0
Weapon Law Violations	2	2	1	0
Total Group A Offenses	142	69	33	1



Mount Juliet Police Department - 2015

2014 Population Estimate 29,387

Offense Overview

Offense Total 1,374
Number Cleared 790
Percent Cleared 57.50 %

Group A Crimes per 100,000 population 4,675.5

Arrest Overview

Total Arrests 875
Adult Arrests 768
Juvenile Arrests 107
Unknown Age 0

Arrests per 100,000 population 2,977.5

Average number offenses/incident 1.17

Domestic Violence Victims		
Offense	Reported	Cleared
Murder	0	0
Aggravated Assault	21	20
Simple Assault	135	122
Intimidation	5	5
Stalking	1	1
Forcible Rape	0	0
Forcible Sodomy	0	0
Sexual Assault W/Object	2	2
Forcible Fondling	0	0
Incest	0	0
Statutory Rape	0	0
Kidnapping/Abduction	0	0
Total	164	150

TIBRS Group B Arrests		
Offense	Adult	Juvenile
Bad Checks	0	0
Curfew/Vagrancy	0	3
Disorderly Conduct	13	1
DUI	77	0
Drunkenness	52	0
Family-Non Violent	0	0
Liquor Law Violations	4	0
Peeping Tom	0	0
Trespass	25	0
All Other Offenses	102	22
Total Group B	273	26

TIBRS Group A Offenses	Offenses		Arrests	
	Reported	Cleared	Adult	Juvenile
Crimes Against Persons				
Murder	0	0	0	0
Negligent Manslaughter	0	0	0	0
Kidnapping/Abduction	1	0	0	0
Forcible Rape	3	2	0	1
Forcible Sodomy	0	0	0	0
Sexual Assault W/Object	5	4	1	1
Forcible Fondling	0	0	0	0
Incest	0	0	0	0
Statutory Rape	1	0	0	0
Aggravated Assault	34	26	22	1
Simple Assault	189	159	57	14
Intimidation	14	12	2	0
Stalking	2	1	0	0
Commercial Sex Acts	0	0	0	0
Involuntary Servitude	0	0	0	0
Crimes Against Property				
Arson	1	0	0	0
Bribery	0	0	0	0
Burglary	51	7	1	2
Counterfeiting/Forgery	13	6	4	0
Destruction/Damage/Vandalism	60	22	3	1
Embezzlement	19	16	10	1
Extortion/Blackmail	0	0	0	0
Fraud - False Pretenses	42	14	9	0
Fraud - Credit Card/ATM	39	10	2	0
Fraud - Impersonation	14	13	9	0
Fraud - Welfare	0	0	0	0
Fraud - Wire	0	0	0	0
Motor Vehicle Theft	12	8	4	0
Robbery	9	2	1	0
Stolen Property Offenses	8	6	3	0
Theft - Pocket-picking	3	0	0	0
Theft - Purse Snatching	0	0	0	0
Theft - Shoplifting	244	174	184	33
Theft From Building	79	26	6	6
Theft From Coin Machine	0	0	0	0
Theft From Motor Vehicle	110	6	3	1
Theft of Motor Vehicle Parts	14	1	0	0
Theft - All Other Larceny	62	12	3	0
Crimes Against Society				
Drug/Narcotic Violations	214	155	134	17
Drug/Narcotic Equipment Violations	108	91	32	2
Gambling - Betting/Wagering	0	0	0	0
Gambling - Operating/Promoting	0	0	0	0
Gambling - Equipment Violations	0	0	0	0
Gambling - Sports Tampering	0	0	0	0
Pornography/Obscene Material	1	0	0	0
Prostitution	0	0	0	0
Prostitution Assisting/Promoting	0	0	0	0
Purchasing Prostitution	0	0	0	0
Weapon Law Violations	22	17	5	1
Total Group A Offenses	1,374	790	495	81



Mount Pleasant Police Department - 2015

2014 Population Estimate 4,709

Offense Overview

Offense Total 342
 Number Cleared 141
 Percent Cleared 41.23 %

Group A Crimes per 100,000 population 7,262.7

Arrest Overview

Total Arrests 233
 Adult Arrests 216
 Juvenile Arrests 17
 Unknown Age 0

Arrests per 100,000 population 4,948.0

Average number offenses/incident 1.10

Domestic Violence Victims		
Offense	Reported	Cleared
Murder	0	0
Aggravated Assault	19	15
Simple Assault	50	28
Intimidation	11	1
Stalking	0	0
Forcible Rape	1	1
Forcible Sodomy	0	0
Sexual Assault W/Object	0	0
Forcible Fondling	0	0
Incest	0	0
Statutory Rape	0	0
Kidnapping/Abduction	3	3
Total	84	48

TIBRS Group B Arrests		
Offense	Adult	Juvenile
Bad Checks	0	0
Curfew/Vagrancy	0	0
Disorderly Conduct	1	0
DUI	33	1
Drunkenness	35	1
Family-Non Violent	1	0
Liquor Law Violations	4	0
Peeping Tom	0	0
Trespass	9	0
All Other Offenses	14	0
Total Group B	97	2

TIBRS Group A Offenses	Offenses		Arrests	
	Reported	Cleared	Adult	Juvenile
Crimes Against Persons				
Murder	0	0	0	0
Negligent Manslaughter	0	0	0	0
Kidnapping/Abduction	3	3	0	0
Forcible Rape	3	1	0	0
Forcible Sodomy	1	0	0	0
Sexual Assault W/Object	1	0	0	0
Forcible Fondling	0	0	0	0
Incest	0	0	0	0
Statutory Rape	0	0	0	0
Aggravated Assault	32	22	17	0
Simple Assault	80	34	29	2
Intimidation	22	1	1	0
Stalking	0	0	0	0
Commercial Sex Acts	0	0	0	0
Involuntary Servitude	0	0	0	0
Crimes Against Property				
Arson	1	1	0	2
Bribery	0	0	0	0
Burglary	13	3	2	4
Counterfeiting/Forgery	2	0	0	0
Destruction/Damage/Vandalism	34	5	4	1
Embezzlement	0	0	0	0
Extortion/Blackmail	0	0	0	0
Fraud - False Pretenses	7	0	0	0
Fraud - Credit Card/ATM	2	0	0	0
Fraud - Impersonation	4	2	2	0
Fraud - Welfare	0	0	0	0
Fraud - Wire	1	0	0	0
Motor Vehicle Theft	6	1	0	0
Robbery	0	0	0	0
Stolen Property Offenses	0	0	0	0
Theft - Pocket-picking	1	0	0	0
Theft - Purse Snatching	0	0	0	0
Theft - Shoplifting	4	4	2	2
Theft From Building	6	1	1	0
Theft From Coin Machine	0	0	0	0
Theft From Motor Vehicle	4	1	1	0
Theft of Motor Vehicle Parts	0	0	0	0
Theft - All Other Larceny	45	2	2	0
Crimes Against Society				
Drug/Narcotic Violations	47	42	43	4
Drug/Narcotic Equipment Violations	20	16	13	0
Gambling - Betting/Wagering	0	0	0	0
Gambling - Operating/Promoting	0	0	0	0
Gambling - Equipment Violations	0	0	0	0
Gambling - Sports Tampering	0	0	0	0
Pornography/Obscene Material	0	0	0	0
Prostitution	0	0	0	0
Prostitution Assisting/Promoting	0	0	0	0
Purchasing Prostitution	0	0	0	0
Weapon Law Violations	3	2	2	0
Total Group A Offenses	342	141	119	15



Mountain City Police Department - 2015

2014 Population Estimate **2,480**

Offense Overview

Offense Total 135

Number Cleared 76

Percent Cleared 56.30 %

Group A Crimes per 100,000 population 5,443.5

Arrest Overview

Total Arrests 164

Adult Arrests 164

Juvenile Arrests 0

Unknown Age 0

Arrests per 100,000 population 6,612.9

Average number offenses/incident 1.02

Domestic Violence Victims		
Offense	Reported	Cleared
Murder	0	0
Aggravated Assault	0	0
Simple Assault	24	24
Intimidation	0	0
Stalking	0	0
Forcible Rape	0	0
Forcible Sodomy	0	0
Sexual Assault W/Object	0	0
Forcible Fondling	0	0
Incest	0	0
Statutory Rape	0	0
Kidnapping/Abduction	0	0
Total	24	24

TIBRS Group B Arrests		
Offense	Adult	Juvenile
Bad Checks	0	0
Curfew/Vagrancy	0	0
Disorderly Conduct	8	0
DUI	38	0
Drunkenness	34	0
Family-Non Violent	0	0
Liquor Law Violations	0	0
Peeping Tom	0	0
Trespass	9	0
All Other Offenses	1	0
Total Group B	90	0

TIBRS Group A Offenses	Offenses		Arrests	
	Reported	Cleared	Adult	Juvenile
Crimes Against Persons				
Murder	0	0	0	0
Negligent Manslaughter	0	0	0	0
Kidnapping/Abduction	0	0	0	0
Forcible Rape	0	0	0	0
Forcible Sodomy	0	0	0	0
Sexual Assault W/Object	0	0	0	0
Forcible Fondling	0	0	0	0
Incest	0	0	0	0
Statutory Rape	0	0	0	0
Aggravated Assault	3	3	3	0
Simple Assault	36	26	25	0
Intimidation	0	0	0	0
Stalking	0	0	0	0
Commercial Sex Acts	0	0	0	0
Involuntary Servitude	0	0	0	0
Crimes Against Property				
Arson	0	0	0	0
Bribery	0	0	0	0
Burglary	6	3	4	0
Counterfeiting/Forgery	0	0	0	0
Destruction/Damage/Vandalism	12	1	1	0
Embezzlement	0	0	0	0
Extortion/Blackmail	0	0	0	0
Fraud - False Pretenses	5	3	2	0
Fraud - Credit Card/ATM	5	1	1	0
Fraud - Impersonation	1	1	0	0
Fraud - Welfare	0	0	0	0
Fraud - Wire	0	0	0	0
Motor Vehicle Theft	2	0	0	0
Robbery	0	0	0	0
Stolen Property Offenses	1	1	1	0
Theft - Pocket-picking	0	0	0	0
Theft - Purse Snatching	1	1	1	0
Theft - Shoplifting	23	18	18	0
Theft From Building	11	2	2	0
Theft From Coin Machine	0	0	0	0
Theft From Motor Vehicle	4	1	1	0
Theft of Motor Vehicle Parts	0	0	0	0
Theft - All Other Larceny	12	3	3	0
Crimes Against Society				
Drug/Narcotic Violations	9	9	9	0
Drug/Narcotic Equipment Violations	3	2	2	0
Gambling - Betting/Wagering	0	0	0	0
Gambling - Operating/Promoting	0	0	0	0
Gambling - Equipment Violations	0	0	0	0
Gambling - Sports Tampering	0	0	0	0
Pornography/Obscene Material	0	0	0	0
Prostitution	0	0	0	0
Prostitution Assisting/Promoting	0	0	0	0
Purchasing Prostitution	0	0	0	0
Weapon Law Violations	1	1	1	0
Total Group A Offenses	135	76	74	0



2014 Population Estimate 6,055

Offense Overview

Offense Total 383
 Number Cleared 111
 Percent Cleared 28.98 %

Group A Crimes per 100,000 population 6,325.4

Arrest Overview

Total Arrests 220
 Adult Arrests 194
 Juvenile Arrests 26
 Unknown Age 0

Arrests per 100,000 population 3,633.4

Average number offenses/incident 1.17

Domestic Violence Victims		
Offense	Reported	Cleared
Murder	0	0
Aggravated Assault	10	6
Simple Assault	53	33
Intimidation	9	4
Stalking	0	0
Forcible Rape	0	0
Forcible Sodomy	0	0
Sexual Assault W/Object	0	0
Forcible Fondling	1	0
Incest	0	0
Statutory Rape	0	0
Kidnapping/Abduction	0	0
Total	73	43

TIBRS Group B Arrests		
Offense	Adult	Juvenile
Bad Checks	0	0
Curfew/Vagrancy	0	8
Disorderly Conduct	1	0
DUI	9	0
Drunkenness	4	0
Family-Non Violent	0	0
Liquor Law Violations	2	0
Peeping Tom	0	0
Trespass	3	0
All Other Offenses	98	3
Total Group B	117	11

TIBRS Group A Offenses	Offenses		Arrests	
	Reported	Cleared	Adult	Juvenile
Crimes Against Persons				
Murder	0	0	0	0
Negligent Manslaughter	0	0	0	0
Kidnapping/Abduction	0	0	0	0
Forcible Rape	0	0	0	0
Forcible Sodomy	0	0	0	0
Sexual Assault W/Object	0	0	0	0
Forcible Fondling	2	0	0	0
Incest	0	0	0	0
Statutory Rape	1	0	0	0
Aggravated Assault	18	12	8	2
Simple Assault	83	33	26	4
Intimidation	19	4	4	0
Stalking	1	0	0	0
Commercial Sex Acts	0	0	0	0
Involuntary Servitude	0	0	0	0
Crimes Against Property				
Arson	1	0	0	0
Bribery	0	0	0	0
Burglary	25	3	3	0
Counterfeiting/Forgery	7	0	0	0
Destruction/Damage/Vandalism	47	6	3	1
Embezzlement	2	0	0	0
Extortion/Blackmail	0	0	0	0
Fraud - False Pretenses	3	0	0	0
Fraud - Credit Card/ATM	3	0	0	0
Fraud - Impersonation	10	1	0	1
Fraud - Welfare	0	0	0	0
Fraud - Wire	1	0	0	0
Motor Vehicle Theft	6	0	0	0
Robbery	1	0	0	0
Stolen Property Offenses	0	0	0	0
Theft - Pocket-picking	2	0	0	0
Theft - Purse Snatching	0	0	0	0
Theft - Shoplifting	12	5	4	1
Theft From Building	21	2	1	1
Theft From Coin Machine	0	0	0	0
Theft From Motor Vehicle	21	2	0	0
Theft of Motor Vehicle Parts	0	0	0	0
Theft - All Other Larceny	40	1	0	1
Crimes Against Society				
Drug/Narcotic Violations	34	23	21	2
Drug/Narcotic Equipment Violations	17	16	5	2
Gambling - Betting/Wagering	0	0	0	0
Gambling - Operating/Promoting	0	0	0	0
Gambling - Equipment Violations	0	0	0	0
Gambling - Sports Tampering	0	0	0	0
Pornography/Obscene Material	0	0	0	0
Prostitution	0	0	0	0
Prostitution Assisting/Promoting	0	0	0	0
Purchasing Prostitution	0	0	0	0
Weapon Law Violations	6	3	2	0
Total Group A Offenses	383	111	77	15



Murfreesboro Police Department - 2015

2014 Population Estimate 120,954

Offense Overview

Offense Total 12,030
 Number Cleared 3,863
 Percent Cleared 32.11 %

Group A Crimes per 100,000 population 9,945.9

Arrest Overview

Total Arrests 4,499
 Adult Arrests 4,223
 Juvenile Arrests 276
 Unknown Age 0

Arrests per 100,000 population 3,719.6

Average number offenses/incident 1.21

Domestic Violence Victims		
Offense	Reported	Cleared
Murder	0	0
Aggravated Assault	238	154
Simple Assault	1,236	430
Intimidation	1,146	76
Stalking	35	2
Forcible Rape	5	1
Forcible Sodomy	3	1
Sexual Assault W/Object	2	0
Forcible Fondling	1	0
Incest	0	0
Statutory Rape	3	1
Kidnapping/Abduction	26	15
Total	2,695	680

TIBRS Group B Arrests		
Offense	Adult	Juvenile
Bad Checks	0	0
Curfew/Vagrancy	0	6
Disorderly Conduct	46	2
DUI	564	6
Drunkenness	336	0
Family-Non Violent	7	0
Liquor Law Violations	111	8
Peeping Tom	0	0
Trespass	15	0
All Other Offenses	72	4
Total Group B	1,151	26

TIBRS Group A Offenses	Offenses		Arrests	
	Reported	Cleared	Adult	Juvenile
Crimes Against Persons				
Murder	5	3	3	0
Negligent Manslaughter	0	0	0	0
Kidnapping/Abduction	36	17	20	0
Forcible Rape	40	7	4	1
Forcible Sodomy	6	2	1	1
Sexual Assault W/Object	17	3	2	0
Forcible Fondling	28	2	0	1
Incest	0	0	0	0
Statutory Rape	11	4	3	0
Aggravated Assault	461	238	197	8
Simple Assault	1,659	509	356	46
Intimidation	1,384	95	34	3
Stalking	62	3	3	0
Commercial Sex Acts	0	0	0	0
Involuntary Servitude	0	0	0	0
Crimes Against Property				
Arson	10	0	0	0
Bribery	0	0	0	0
Burglary	785	44	24	10
Counterfeiting/Forgery	151	19	25	0
Destruction/Damage/Vandalism	976	116	34	8
Embezzlement	43	13	12	0
Extortion/Blackmail	6	1	1	0
Fraud - False Pretenses	623	47	36	2
Fraud - Credit Card/ATM	287	10	3	1
Fraud - Impersonation	199	113	88	10
Fraud - Welfare	0	0	0	0
Fraud - Wire	8	0	0	0
Motor Vehicle Theft	184	21	14	5
Robbery	147	23	16	5
Stolen Property Offenses	22	17	12	3
Theft - Pocket-picking	5	0	1	0
Theft - Purse Snatching	1	0	0	0
Theft - Shoplifting	1,107	759	824	98
Theft From Building	601	25	8	5
Theft From Coin Machine	5	0	0	0
Theft From Motor Vehicle	727	27	12	9
Theft of Motor Vehicle Parts	171	3	3	0
Theft - All Other Larceny	497	19	21	2
Crimes Against Society				
Drug/Narcotic Violations	952	936	953	29
Drug/Narcotic Equipment Violations	695	685	320	2
Gambling - Betting/Wagering	0	0	0	0
Gambling - Operating/Promoting	0	0	0	0
Gambling - Equipment Violations	0	0	0	0
Gambling - Sports Tampering	0	0	0	0
Pornography/Obscene Material	14	2	1	0
Prostitution	22	20	15	0
Prostitution Assisting/Promoting	0	0	0	0
Purchasing Prostitution	0	0	0	0
Weapon Law Violations	83	80	26	1
Total Group A Offenses	12,030	3,863	3,072	250



Nashville Metro Police Department - 2015

2014 Population Estimate **668,347**

Offense Overview

Offense Total 83,142

Number Cleared 33,874

Percent Cleared 40.74 %

Group A Crimes per 100,000
population 12,439.9

Arrest Overview

Total Arrests 44,702

Adult Arrests 40,427

Juvenile Arrests 4,275

Unknown Age 0

Arrests per 100,000 population 6,688.4

Average number offenses/incident 1.23

Domestic Violence Victims		
Offense	Reported	Cleared
Murder	11	9
Aggravated Assault	1,762	1,466
Simple Assault	7,850	6,069
Intimidation	1,734	1,186
Stalking	87	70
Forcible Rape	81	35
Forcible Sodomy	37	19
Sexual Assault W/Object	17	5
Forcible Fondling	83	37
Incest	0	0
Statutory Rape	14	3
Kidnapping/Abduction	111	98
Total	11,787	8,997

TIBRS Group B Arrests		
Offense	Adult	Juvenile
Bad Checks	7	0
Curfew/Vagrancy	0	855
Disorderly Conduct	667	417
DUI	1,422	4
Drunkenness	3,133	7
Family-Non Violent	554	0
Liquor Law Violations	328	55
Peeping Tom	0	0
Trespass	2,648	129
All Other Offenses	9,951	296
Total Group B	18,710	1,763

TIBRS Group A Offenses	Offenses		Arrests	
	Reported	Cleared	Adult	Juvenile
Crimes Against Persons				
Murder	72	38	81	2
Negligent Manslaughter	1	0	1	0
Kidnapping/Abduction	239	128	108	1
Forcible Rape	340	72	15	3
Forcible Sodomy	125	29	0	0
Sexual Assault W/Object	64	15	1	0
Forcible Fondling	393	126	24	6
Incest	0	0	0	0
Statutory Rape	39	8	3	0
Aggravated Assault	4,863	2,608	4,101	472
Simple Assault	13,158	8,216	414	124
Intimidation	4,695	1,882	1,062	268
Stalking	145	91	83	0
Commercial Sex Acts	2	1	0	0
Involuntary Servitude	0	0	0	0
Crimes Against Property				
Arson	53	12	11	1
Bribery	1	1	0	0
Burglary	5,240	593	438	73
Counterfeiting/Forgery	909	193	142	10
Destruction/Damage/Vandalism	7,414	1,987	906	192
Embezzlement	530	169	1	0
Extortion/Blackmail	29	2	4	0
Fraud - False Pretenses	2,207	220	147	5
Fraud - Credit Card/ATM	1,609	17	23	2
Fraud - Impersonation	631	133	208	8
Fraud - Welfare	2	0	0	0
Fraud - Wire	116	4	0	0
Motor Vehicle Theft	1,517	156	98	47
Robbery	1,863	333	294	71
Stolen Property Offenses	10	7	2	0
Theft - Pocket-picking	149	9	0	0
Theft - Purse Snatching	95	21	0	0
Theft - Shoplifting	4,930	2,332	2,313	389
Theft From Building	4,064	670	0	0
Theft From Coin Machine	46	5	0	0
Theft From Motor Vehicle	4,887	275	136	25
Theft of Motor Vehicle Parts	2,015	37	0	0
Theft - All Other Larceny	2,703	301	1,028	118
Crimes Against Society				
Drug/Narcotic Violations	8,830	6,922	5,932	428
Drug/Narcotic Equipment Violations	5,360	4,473	3,271	161
Gambling - Betting/Wagering	8	6	23	8
Gambling - Operating/Promoting	7	6	4	0
Gambling - Equipment Violations	43	36	19	9
Gambling - Sports Tampering	7	7	0	0
Pornography/Obscene Material	112	44	18	0
Prostitution	516	451	485	0
Prostitution Assisting/Promoting	13	11	9	0
Purchasing Prostitution	0	0	0	0
Weapon Law Violations	3,090	1,227	312	89
Total Group A Offenses	83,142	33,874	21,717	2,512



New Johnsonville Police Department - 2015

2014 Population Estimate 1,894

Offense Overview

Offense Total 72
 Number Cleared 29
 Percent Cleared 40.28 %

Group A Crimes per 100,000 population 3,801.5

Arrest Overview

Total Arrests 41
 Adult Arrests 40
 Juvenile Arrests 1
 Unknown Age 0

Arrests per 100,000 population 2,164.7

Average number offenses/incident 1.11

Domestic Violence Victims		
Offense	Reported	Cleared
Murder	0	0
Aggravated Assault	0	0
Simple Assault	6	4
Intimidation	0	0
Stalking	0	0
Forcible Rape	1	0
Forcible Sodomy	0	0
Sexual Assault W/Object	0	0
Forcible Fondling	0	0
Incest	0	0
Statutory Rape	0	0
Kidnapping/Abduction	0	0
Total	7	4

TIBRS Group B Arrests		
Offense	Adult	Juvenile
Bad Checks	1	0
Curfew/Vagrancy	0	0
Disorderly Conduct	0	0
DUI	4	0
Drunkenness	1	0
Family-Non Violent	0	0
Liquor Law Violations	1	0
Peeping Tom	0	0
Trespass	1	0
All Other Offenses	7	0
Total Group B	15	0

TIBRS Group A Offenses	Offenses		Arrests	
	Reported	Cleared	Adult	Juvenile
Crimes Against Persons				
Murder	0	0	0	0
Negligent Manslaughter	0	0	0	0
Kidnapping/Abduction	0	0	0	0
Forcible Rape	1	0	0	0
Forcible Sodomy	0	0	0	0
Sexual Assault W/Object	0	0	0	0
Forcible Fondling	0	0	0	0
Incest	0	0	0	0
Statutory Rape	0	0	0	0
Aggravated Assault	0	0	0	0
Simple Assault	12	9	8	0
Intimidation	1	1	1	0
Stalking	0	0	0	0
Commercial Sex Acts	0	0	0	0
Involuntary Servitude	0	0	0	0
Crimes Against Property				
Arson	0	0	0	0
Bribery	0	0	0	0
Burglary	2	0	0	0
Counterfeiting/Forgery	2	0	0	0
Destruction/Damage/Vandalism	10	0	0	0
Embezzlement	1	1	1	0
Extortion/Blackmail	0	0	0	0
Fraud - False Pretenses	3	1	1	0
Fraud - Credit Card/ATM	3	0	0	0
Fraud - Impersonation	2	0	0	0
Fraud - Welfare	0	0	0	0
Fraud - Wire	0	0	0	0
Motor Vehicle Theft	0	0	0	0
Robbery	0	0	0	0
Stolen Property Offenses	0	0	0	0
Theft - Pocket-picking	0	0	0	0
Theft - Purse Snatching	2	0	0	0
Theft - Shoplifting	4	3	6	0
Theft From Building	8	0	0	0
Theft From Coin Machine	1	0	0	0
Theft From Motor Vehicle	4	0	0	0
Theft of Motor Vehicle Parts	1	0	0	0
Theft - All Other Larceny	2	1	0	1
Crimes Against Society				
Drug/Narcotic Violations	8	8	6	0
Drug/Narcotic Equipment Violations	5	5	2	0
Gambling - Betting/Wagering	0	0	0	0
Gambling - Operating/Promoting	0	0	0	0
Gambling - Equipment Violations	0	0	0	0
Gambling - Sports Tampering	0	0	0	0
Pornography/Obscene Material	0	0	0	0
Prostitution	0	0	0	0
Prostitution Assisting/Promoting	0	0	0	0
Purchasing Prostitution	0	0	0	0
Weapon Law Violations	0	0	0	0
Total Group A Offenses	72	29	25	1



New Market Police Department - 2015

2014 Population Estimate 1,354

Offense Overview

Offense Total 27
 Number Cleared 14
 Percent Cleared 51.85 %

Group A Crimes per 100,000 population 1,994.1

Arrest Overview

Total Arrests 25
 Adult Arrests 25
 Juvenile Arrests 0
 Unknown Age 0

Arrests per 100,000 population 1,846.4

Average number offenses/incident 1.29

Domestic Violence Victims		
Offense	Reported	Cleared
Murder	0	0
Aggravated Assault	1	1
Simple Assault	7	6
Intimidation	0	0
Stalking	0	0
Forcible Rape	0	0
Forcible Sodomy	0	0
Sexual Assault W/Object	0	0
Forcible Fondling	0	0
Incest	0	0
Statutory Rape	0	0
Kidnapping/Abduction	2	2
Total	10	9

TIBRS Group B Arrests		
Offense	Adult	Juvenile
Bad Checks	0	0
Curfew/Vagrancy	0	0
Disorderly Conduct	0	0
DUI	10	0
Drunkenness	6	0
Family-Non Violent	0	0
Liquor Law Violations	0	0
Peeping Tom	0	0
Trespass	0	0
All Other Offenses	1	0
Total Group B	17	0

TIBRS Group A Offenses	Offenses		Arrests	
	Reported	Cleared	Adult	Juvenile
Crimes Against Persons				
Murder	0	0	0	0
Negligent Manslaughter	0	0	0	0
Kidnapping/Abduction	2	2	0	0
Forcible Rape	0	0	0	0
Forcible Sodomy	0	0	0	0
Sexual Assault W/Object	0	0	0	0
Forcible Fondling	0	0	0	0
Incest	0	0	0	0
Statutory Rape	0	0	0	0
Aggravated Assault	1	1	1	0
Simple Assault	7	6	4	0
Intimidation	0	0	0	0
Stalking	0	0	0	0
Commercial Sex Acts	0	0	0	0
Involuntary Servitude	0	0	0	0
Crimes Against Property				
Arson	0	0	0	0
Bribery	0	0	0	0
Burglary	2	0	0	0
Counterfeiting/Forgery	1	0	0	0
Destruction/Damage/Vandalism	0	0	0	0
Embezzlement	0	0	0	0
Extortion/Blackmail	0	0	0	0
Fraud - False Pretenses	0	0	0	0
Fraud - Credit Card/ATM	0	0	0	0
Fraud - Impersonation	0	0	0	0
Fraud - Welfare	0	0	0	0
Fraud - Wire	0	0	0	0
Motor Vehicle Theft	0	0	0	0
Robbery	0	0	0	0
Stolen Property Offenses	0	0	0	0
Theft - Pocket-picking	0	0	0	0
Theft - Purse Snatching	0	0	0	0
Theft - Shoplifting	0	0	0	0
Theft From Building	1	0	0	0
Theft From Coin Machine	0	0	0	0
Theft From Motor Vehicle	1	0	0	0
Theft of Motor Vehicle Parts	1	0	0	0
Theft - All Other Larceny	6	0	0	0
Crimes Against Society				
Drug/Narcotic Violations	3	3	3	0
Drug/Narcotic Equipment Violations	2	2	0	0
Gambling - Betting/Wagering	0	0	0	0
Gambling - Operating/Promoting	0	0	0	0
Gambling - Equipment Violations	0	0	0	0
Gambling - Sports Tampering	0	0	0	0
Pornography/Obscene Material	0	0	0	0
Prostitution	0	0	0	0
Prostitution Assisting/Promoting	0	0	0	0
Purchasing Prostitution	0	0	0	0
Weapon Law Violations	0	0	0	0
Total Group A Offenses	27	14	8	0



New Tazewell Police Department - 2015

2014 Population Estimate **2,968**

Offense Overview

Offense Total 117

Number Cleared 100

Percent Cleared 85.47 %

Group A Crimes per 100,000 population 3,942.0

Arrest Overview

Total Arrests 142

Adult Arrests 142

Juvenile Arrests 0

Unknown Age 0

Arrests per 100,000 population 4,784.4

Average number offenses/incident 1.13

Domestic Violence Victims		
Offense	Reported	Cleared
Murder	0	0
Aggravated Assault	2	2
Simple Assault	4	4
Intimidation	0	0
Stalking	0	0
Forcible Rape	0	0
Forcible Sodomy	0	0
Sexual Assault W/Object	0	0
Forcible Fondling	0	0
Incest	0	0
Statutory Rape	0	0
Kidnapping/Abduction	0	0
Total	6	6

TIBRS Group B Arrests		
Offense	Adult	Juvenile
Bad Checks	0	0
Curfew/Vagrancy	0	0
Disorderly Conduct	1	0
DUI	13	0
Drunkenness	25	0
Family-Non Violent	0	0
Liquor Law Violations	0	0
Peeping Tom	0	0
Trespass	2	0
All Other Offenses	1	0
Total Group B	42	0

TIBRS Group A Offenses	Offenses		Arrests	
	Reported	Cleared	Adult	Juvenile
Crimes Against Persons				
Murder	0	0	0	0
Negligent Manslaughter	0	0	0	0
Kidnapping/Abduction	0	0	0	0
Forcible Rape	0	0	0	0
Forcible Sodomy	0	0	0	0
Sexual Assault W/Object	0	0	0	0
Forcible Fondling	0	0	0	0
Incest	0	0	0	0
Statutory Rape	0	0	0	0
Aggravated Assault	5	5	5	0
Simple Assault	13	13	9	0
Intimidation	0	0	0	0
Stalking	0	0	0	0
Commercial Sex Acts	0	0	0	0
Involuntary Servitude	0	0	0	0
Crimes Against Property				
Arson	1	1	1	0
Bribery	0	0	0	0
Burglary	4	1	2	0
Counterfeiting/Forgery	0	0	0	0
Destruction/Damage/Vandalism	5	1	1	0
Embezzlement	0	0	0	0
Extortion/Blackmail	0	0	0	0
Fraud - False Pretenses	2	2	1	0
Fraud - Credit Card/ATM	0	0	0	0
Fraud - Impersonation	0	0	0	0
Fraud - Welfare	0	0	0	0
Fraud - Wire	0	0	0	0
Motor Vehicle Theft	0	0	0	0
Robbery	0	0	0	0
Stolen Property Offenses	0	0	0	0
Theft - Pocket-picking	0	0	0	0
Theft - Purse Snatching	1	0	0	0
Theft - Shoplifting	44	43	46	0
Theft From Building	6	4	4	0
Theft From Coin Machine	0	0	0	0
Theft From Motor Vehicle	3	0	0	0
Theft of Motor Vehicle Parts	0	0	0	0
Theft - All Other Larceny	6	3	7	0
Crimes Against Society				
Drug/Narcotic Violations	11	11	11	0
Drug/Narcotic Equipment Violations	15	15	12	0
Gambling - Betting/Wagering	0	0	0	0
Gambling - Operating/Promoting	0	0	0	0
Gambling - Equipment Violations	0	0	0	0
Gambling - Sports Tampering	0	0	0	0
Pornography/Obscene Material	0	0	0	0
Prostitution	0	0	0	0
Prostitution Assisting/Promoting	0	0	0	0
Purchasing Prostitution	0	0	0	0
Weapon Law Violations	1	1	1	0
Total Group A Offenses	117	100	100	0



Newbern Police Department - 2015

2014 Population Estimate 3,324

Offense Overview

Offense Total 265
Number Cleared 127
Percent Cleared 47.92 %

Group A Crimes per 100,000 population 7,972.3

Arrest Overview

Total Arrests 259
Adult Arrests 228
Juvenile Arrests 31
Unknown Age 0

Arrests per 100,000 population 7,791.8

Average number offenses/incident 1.15

Domestic Violence Victims		
Offense	Reported	Cleared
Murder	0	0
Aggravated Assault	9	8
Simple Assault	32	30
Intimidation	3	3
Stalking	0	0
Forcible Rape	0	0
Forcible Sodomy	0	0
Sexual Assault W/Object	0	0
Forcible Fondling	1	0
Incest	0	0
Statutory Rape	0	0
Kidnapping/Abduction	0	0
Total	45	41

TIBRS Group B Arrests		
Offense	Adult	Juvenile
Bad Checks	16	0
Curfew/Vagrancy	0	6
Disorderly Conduct	5	6
DUI	23	0
Drunkenness	22	0
Family-Non Violent	1	0
Liquor Law Violations	0	0
Peeping Tom	0	0
Trespass	3	2
All Other Offenses	72	1
Total Group B	142	15

TIBRS Group A Offenses	Offenses		Arrests	
	Reported	Cleared	Adult	Juvenile
Crimes Against Persons				
Murder	0	0	0	0
Negligent Manslaughter	0	0	0	0
Kidnapping/Abduction	0	0	0	0
Forcible Rape	0	0	0	0
Forcible Sodomy	0	0	0	0
Sexual Assault W/Object	0	0	0	0
Forcible Fondling	2	1	0	0
Incest	0	0	0	0
Statutory Rape	0	0	0	0
Aggravated Assault	20	13	8	3
Simple Assault	48	44	35	5
Intimidation	9	5	3	2
Stalking	0	0	0	0
Commercial Sex Acts	0	0	0	0
Involuntary Servitude	0	0	0	0
Crimes Against Property				
Arson	1	0	0	0
Bribery	0	0	0	0
Burglary	25	2	2	0
Counterfeiting/Forgery	0	0	0	0
Destruction/Damage/Vandalism	50	8	2	0
Embezzlement	0	0	0	0
Extortion/Blackmail	0	0	0	0
Fraud - False Pretenses	9	7	6	0
Fraud - Credit Card/ATM	1	0	0	0
Fraud - Impersonation	1	0	0	0
Fraud - Welfare	0	0	0	0
Fraud - Wire	0	0	0	0
Motor Vehicle Theft	7	2	2	0
Robbery	0	0	0	0
Stolen Property Offenses	2	2	1	0
Theft - Pocket-picking	0	0	0	0
Theft - Purse Snatching	0	0	0	0
Theft - Shoplifting	8	7	5	1
Theft From Building	8	3	1	1
Theft From Coin Machine	0	0	0	0
Theft From Motor Vehicle	16	0	0	0
Theft of Motor Vehicle Parts	3	0	0	0
Theft - All Other Larceny	25	3	3	1
Crimes Against Society				
Drug/Narcotic Violations	19	19	17	2
Drug/Narcotic Equipment Violations	10	10	1	1
Gambling - Betting/Wagering	0	0	0	0
Gambling - Operating/Promoting	0	0	0	0
Gambling - Equipment Violations	0	0	0	0
Gambling - Sports Tampering	0	0	0	0
Pornography/Obscene Material	0	0	0	0
Prostitution	0	0	0	0
Prostitution Assisting/Promoting	0	0	0	0
Purchasing Prostitution	0	0	0	0
Weapon Law Violations	1	1	0	0
Total Group A Offenses	265	127	86	16



2014 Population Estimate 6,880

Offense Overview

Offense Total 1,475

Number Cleared 758

Percent Cleared 51.39 %

Group A Crimes per 100,000 population 21,439.0

Arrest Overview

Total Arrests 1,006

Adult Arrests 957

Juvenile Arrests 49

Unknown Age 0

Arrests per 100,000 population 14,622.1

Average number offenses/incident 1.19

Domestic Violence Victims		
Offense	Reported	Cleared
Murder	0	0
Aggravated Assault	34	31
Simple Assault	69	48
Intimidation	53	8
Stalking	1	1
Forcible Rape	1	1
Forcible Sodomy	0	0
Sexual Assault W/Object	0	0
Forcible Fondling	1	0
Incest	0	0
Statutory Rape	0	0
Kidnapping/Abduction	2	2
Total	161	91

TIBRS Group B Arrests		
Offense	Adult	Juvenile
Bad Checks	3	0
Curfew/Vagrancy	0	5
Disorderly Conduct	24	0
DUI	60	1
Drunkenness	69	0
Family-Non Violent	4	0
Liquor Law Violations	10	4
Peeping Tom	1	0
Trespass	17	0
All Other Offenses	193	1
Total Group B	381	11

TIBRS Group A Offenses	Offenses		Arrests	
	Reported	Cleared	Adult	Juvenile
Crimes Against Persons				
Murder	0	0	0	0
Negligent Manslaughter	0	0	0	0
Kidnapping/Abduction	3	3	1	0
Forcible Rape	1	1	0	1
Forcible Sodomy	1	0	0	0
Sexual Assault W/Object	0	0	0	0
Forcible Fondling	4	0	0	0
Incest	0	0	0	0
Statutory Rape	0	0	0	0
Aggravated Assault	87	66	55	1
Simple Assault	135	84	62	6
Intimidation	133	22	14	0
Stalking	7	6	6	0
Commercial Sex Acts	0	0	0	0
Involuntary Servitude	0	0	0	0
Crimes Against Property				
Arson	1	0	0	0
Bribery	0	0	0	0
Burglary	69	20	14	1
Counterfeiting/Forgery	38	10	6	0
Destruction/Damage/Vandalism	142	44	17	2
Embezzlement	35	10	10	0
Extortion/Blackmail	1	1	0	0
Fraud - False Pretenses	44	30	28	0
Fraud - Credit Card/ATM	49	30	23	0
Fraud - Impersonation	7	4	3	0
Fraud - Welfare	0	0	0	0
Fraud - Wire	11	3	2	1
Motor Vehicle Theft	21	10	8	0
Robbery	5	2	2	0
Stolen Property Offenses	0	0	0	0
Theft - Pocket-picking	0	0	0	0
Theft - Purse Snatching	1	0	0	0
Theft - Shoplifting	227	178	170	22
Theft From Building	152	40	26	3
Theft From Coin Machine	6	0	0	0
Theft From Motor Vehicle	56	10	5	0
Theft of Motor Vehicle Parts	18	0	0	0
Theft - All Other Larceny	44	12	7	0
Crimes Against Society				
Drug/Narcotic Violations	103	100	92	1
Drug/Narcotic Equipment Violations	70	69	22	0
Gambling - Betting/Wagering	0	0	0	0
Gambling - Operating/Promoting	0	0	0	0
Gambling - Equipment Violations	0	0	0	0
Gambling - Sports Tampering	0	0	0	0
Pornography/Obscene Material	0	0	0	0
Prostitution	1	1	2	0
Prostitution Assisting/Promoting	0	0	0	0
Purchasing Prostitution	0	0	0	0
Weapon Law Violations	3	2	1	0
Total Group A Offenses	1,475	758	576	38



2014 Population Estimate	718
Offense Overview	
Offense Total	66
Number Cleared	9
Percent Cleared	13.64 %
Group A Crimes per 100,000 population	9,192.2
Arrest Overview	
Total Arrests	32
Adult Arrests	32
Juvenile Arrests	0
Unknown Age	0
Arrests per 100,000 population	4,456.8
Average number offenses/incident	1.05

Domestic Violence Victims		
Offense	Reported	Cleared
Murder	0	0
Aggravated Assault	0	0
Simple Assault	4	1
Intimidation	0	0
Stalking	0	0
Forcible Rape	0	0
Forcible Sodomy	0	0
Sexual Assault W/Object	0	0
Forcible Fondling	0	0
Incest	0	0
Statutory Rape	0	0
Kidnapping/Abduction	0	0
Total	4	1

TIBRS Group B Arrests		
Offense	Adult	Juvenile
Bad Checks	0	0
Curfew/Vagrancy	0	0
Disorderly Conduct	0	0
DUI	1	0
Drunkenness	1	0
Family-Non Violent	0	0
Liquor Law Violations	0	0
Peeping Tom	0	0
Trespass	2	0
All Other Offenses	19	0
Total Group B	23	0

TIBRS Group A Offenses	Offenses		Arrests	
	Reported	Cleared	Adult	Juvenile
Crimes Against Persons				
Murder	0	0	0	0
Negligent Manslaughter	0	0	0	0
Kidnapping/Abduction	0	0	0	0
Forcible Rape	0	0	0	0
Forcible Sodomy	0	0	0	0
Sexual Assault W/Object	0	0	0	0
Forcible Fondling	0	0	0	0
Incest	0	0	0	0
Statutory Rape	0	0	0	0
Aggravated Assault	3	0	0	0
Simple Assault	9	1	1	0
Intimidation	2	0	0	0
Stalking	0	0	0	0
Commercial Sex Acts	0	0	0	0
Involuntary Servitude	0	0	0	0
Crimes Against Property				
Arson	0	0	0	0
Bribery	0	0	0	0
Burglary	7	0	0	0
Counterfeiting/Forgery	1	0	0	0
Destruction/Damage/Vandalism	8	0	0	0
Embezzlement	0	0	0	0
Extortion/Blackmail	0	0	0	0
Fraud - False Pretenses	0	0	0	0
Fraud - Credit Card/ATM	1	0	0	0
Fraud - Impersonation	0	0	0	0
Fraud - Welfare	0	0	0	0
Fraud - Wire	0	0	0	0
Motor Vehicle Theft	8	0	0	0
Robbery	0	0	0	0
Stolen Property Offenses	0	0	0	0
Theft - Pocket-picking	0	0	0	0
Theft - Purse Snatching	0	0	0	0
Theft - Shoplifting	2	0	0	0
Theft From Building	2	0	0	0
Theft From Coin Machine	0	0	0	0
Theft From Motor Vehicle	4	0	0	0
Theft of Motor Vehicle Parts	2	0	0	0
Theft - All Other Larceny	5	0	0	0
Crimes Against Society				
Drug/Narcotic Violations	6	5	5	0
Drug/Narcotic Equipment Violations	6	3	3	0
Gambling - Betting/Wagering	0	0	0	0
Gambling - Operating/Promoting	0	0	0	0
Gambling - Equipment Violations	0	0	0	0
Gambling - Sports Tampering	0	0	0	0
Pornography/Obscene Material	0	0	0	0
Prostitution	0	0	0	0
Prostitution Assisting/Promoting	0	0	0	0
Purchasing Prostitution	0	0	0	0
Weapon Law Violations	0	0	0	0
Total Group A Offenses	66	9	9	0



Nolensville Police Department - 2015

2014 Population Estimate 6,423

Offense Overview

Offense Total 166
 Number Cleared 28
 Percent Cleared 16.87 %
 Group A Crimes per 100,000 population 2,584.5

Arrest Overview

Total Arrests 68
 Adult Arrests 50
 Juvenile Arrests 18
 Unknown Age 0
 Arrests per 100,000 population 1,058.7
 Average number offenses/incident 1.04

Domestic Violence Victims		
Offense	Reported	Cleared
Murder	0	0
Aggravated Assault	2	2
Simple Assault	13	7
Intimidation	5	2
Stalking	0	0
Forcible Rape	1	1
Forcible Sodomy	0	0
Sexual Assault W/Object	0	0
Forcible Fondling	0	0
Incest	0	0
Statutory Rape	0	0
Kidnapping/Abduction	0	0
Total	21	12

TIBRS Group B Arrests		
Offense	Adult	Juvenile
Bad Checks	0	0
Curfew/Vagrancy	0	0
Disorderly Conduct	3	0
DUI	15	0
Drunkenness	2	0
Family-Non Violent	0	0
Liquor Law Violations	3	0
Peeping Tom	0	0
Trespass	0	2
All Other Offenses	12	8
Total Group B	35	10

TIBRS Group A Offenses	Offenses		Arrests	
	Reported	Cleared	Adult	Juvenile
Crimes Against Persons				
Murder	0	0	0	0
Negligent Manslaughter	0	0	0	0
Kidnapping/Abduction	0	0	0	0
Forcible Rape	1	1	0	0
Forcible Sodomy	0	0	0	0
Sexual Assault W/Object	0	0	0	0
Forcible Fondling	0	0	0	0
Incest	0	0	0	0
Statutory Rape	0	0	0	0
Aggravated Assault	4	3	1	2
Simple Assault	17	8	4	4
Intimidation	11	3	2	1
Stalking	0	0	0	0
Commercial Sex Acts	0	0	0	0
Involuntary Servitude	0	0	0	0
Crimes Against Property				
Arson	0	0	0	0
Bribery	0	0	0	0
Burglary	15	1	1	0
Counterfeiting/Forgery	4	0	0	0
Destruction/Damage/Vandalism	27	0	0	0
Embezzlement	1	1	0	0
Extortion/Blackmail	0	0	0	0
Fraud - False Pretenses	5	0	0	0
Fraud - Credit Card/ATM	6	0	0	0
Fraud - Impersonation	14	1	0	0
Fraud - Welfare	0	0	0	0
Fraud - Wire	0	0	0	0
Motor Vehicle Theft	0	0	0	0
Robbery	2	2	2	0
Stolen Property Offenses	1	1	1	0
Theft - Pocket-picking	0	0	0	0
Theft - Purse Snatching	0	0	0	0
Theft - Shoplifting	0	0	0	0
Theft From Building	11	0	0	0
Theft From Coin Machine	0	0	0	0
Theft From Motor Vehicle	14	0	0	0
Theft of Motor Vehicle Parts	1	0	0	0
Theft - All Other Larceny	25	0	0	0
Crimes Against Society				
Drug/Narcotic Violations	2	2	0	1
Drug/Narcotic Equipment Violations	3	3	2	0
Gambling - Betting/Wagering	0	0	0	0
Gambling - Operating/Promoting	0	0	0	0
Gambling - Equipment Violations	0	0	0	0
Gambling - Sports Tampering	0	0	0	0
Pornography/Obscene Material	0	0	0	0
Prostitution	0	0	0	0
Prostitution Assisting/Promoting	0	0	0	0
Purchasing Prostitution	0	0	0	0
Weapon Law Violations	2	2	2	0
Total Group A Offenses	166	28	15	8



2014 Population Estimate	1,652
Offense Overview	
Offense Total	23
Number Cleared	1
Percent Cleared	4.35 %
Group A Crimes per 100,000 population	1,392.3
Arrest Overview	
Total Arrests	3
Adult Arrests	3
Juvenile Arrests	0
Unknown Age	0
Arrests per 100,000 population	181.6
Average number offenses/incident	1.05

Domestic Violence Victims		
Offense	Reported	Cleared
Murder	0	0
Aggravated Assault	0	0
Simple Assault	0	0
Intimidation	0	0
Stalking	0	0
Forcible Rape	0	0
Forcible Sodomy	0	0
Sexual Assault W/Object	0	0
Forcible Fondling	0	0
Incest	0	0
Statutory Rape	0	0
Kidnapping/Abduction	0	0
Total	0	0

TIBRS Group B Arrests		
Offense	Adult	Juvenile
Bad Checks	0	0
Curfew/Vagrancy	0	0
Disorderly Conduct	0	0
DUI	1	0
Drunkenness	0	0
Family-Non Violent	0	0
Liquor Law Violations	0	0
Peeping Tom	0	0
Trespass	0	0
All Other Offenses	1	0
Total Group B	2	0

TIBRS Group A Offenses	Offenses		Arrests	
	Reported	Cleared	Adult	Juvenile
Crimes Against Persons				
Murder	0	0	0	0
Negligent Manslaughter	0	0	0	0
Kidnapping/Abduction	0	0	0	0
Forcible Rape	0	0	0	0
Forcible Sodomy	0	0	0	0
Sexual Assault W/Object	0	0	0	0
Forcible Fondling	0	0	0	0
Incest	0	0	0	0
Statutory Rape	0	0	0	0
Aggravated Assault	0	0	0	0
Simple Assault	0	0	0	0
Intimidation	1	0	0	0
Stalking	0	0	0	0
Commercial Sex Acts	0	0	0	0
Involuntary Servitude	0	0	0	0
Crimes Against Property				
Arson	0	0	0	0
Bribery	0	0	0	0
Burglary	1	0	0	0
Counterfeiting/Forgery	0	0	0	0
Destruction/Damage/Vandalism	1	0	0	0
Embezzlement	0	0	0	0
Extortion/Blackmail	0	0	0	0
Fraud - False Pretenses	0	0	0	0
Fraud - Credit Card/ATM	1	0	0	0
Fraud - Impersonation	1	0	0	0
Fraud - Welfare	0	0	0	0
Fraud - Wire	0	0	0	0
Motor Vehicle Theft	1	0	0	0
Robbery	0	0	0	0
Stolen Property Offenses	0	0	0	0
Theft - Pocket-picking	0	0	0	0
Theft - Purse Snatching	0	0	0	0
Theft - Shoplifting	1	0	0	0
Theft From Building	3	0	0	0
Theft From Coin Machine	0	0	0	0
Theft From Motor Vehicle	4	0	0	0
Theft of Motor Vehicle Parts	1	0	0	0
Theft - All Other Larceny	8	1	1	0
Crimes Against Society				
Drug/Narcotic Violations	0	0	0	0
Drug/Narcotic Equipment Violations	0	0	0	0
Gambling - Betting/Wagering	0	0	0	0
Gambling - Operating/Promoting	0	0	0	0
Gambling - Equipment Violations	0	0	0	0
Gambling - Sports Tampering	0	0	0	0
Pornography/Obscene Material	0	0	0	0
Prostitution	0	0	0	0
Prostitution Assisting/Promoting	0	0	0	0
Purchasing Prostitution	0	0	0	0
Weapon Law Violations	0	0	0	0
Total Group A Offenses	23	1	1	0



Oak Ridge Police Department - 2015

2014 Population Estimate 29,303

Offense Overview

Offense Total 21
 Number Cleared 7
 Percent Cleared 33.33 %

Group A Crimes per 100,000 population 71.7

Arrest Overview

Total Arrests 9
 Adult Arrests 9
 Juvenile Arrests 0
 Unknown Age 1

Arrests per 100,000 population 30.7

Average number offenses/incident 1.24

Domestic Violence Victims		
Offense	Reported	Cleared
Murder	0	0
Aggravated Assault	0	0
Simple Assault	1	1
Intimidation	0	0
Stalking	0	0
Forcible Rape	1	0
Forcible Sodomy	0	0
Sexual Assault W/Object	0	0
Forcible Fondling	0	0
Incest	0	0
Statutory Rape	0	0
Kidnapping/Abduction	1	0
Total	3	1

TIBRS Group B Arrests		
Offense	Adult	Juvenile
Bad Checks	0	0
Curfew/Vagrancy	0	0
Disorderly Conduct	0	0
DUI	0	0
Drunkenness	0	0
Family-Non Violent	0	0
Liquor Law Violations	0	0
Peeping Tom	0	0
Trespass	0	0
All Other Offenses	2	0
Total Group B	2	0

TIBRS Group A Offenses	Offenses		Arrests	
	Reported	Cleared	Adult	Juvenile
Crimes Against Persons				
Murder	0	0	0	0
Negligent Manslaughter	0	0	0	0
Kidnapping/Abduction	1	0	0	0
Forcible Rape	1	0	0	0
Forcible Sodomy	0	0	0	0
Sexual Assault W/Object	0	0	0	0
Forcible Fondling	0	0	0	0
Incest	0	0	0	0
Statutory Rape	0	0	0	0
Aggravated Assault	1	1	1	0
Simple Assault	2	1	1	0
Intimidation	0	0	0	0
Stalking	0	0	0	0
Commercial Sex Acts	0	0	0	0
Involuntary Servitude	0	0	0	0
Crimes Against Property				
Arson	0	0	0	0
Bribery	0	0	0	0
Burglary	1	0	0	0
Counterfeiting/Forgery	1	0	0	0
Destruction/Damage/Vandalism	2	1	3	0
Embezzlement	0	0	0	0
Extortion/Blackmail	0	0	0	0
Fraud - False Pretenses	0	0	0	0
Fraud - Credit Card/ATM	1	0	0	0
Fraud - Impersonation	0	0	0	0
Fraud - Welfare	0	0	0	0
Fraud - Wire	0	0	0	0
Motor Vehicle Theft	0	0	0	0
Robbery	0	0	0	0
Stolen Property Offenses	0	0	0	0
Theft - Pocket-picking	0	0	0	0
Theft - Purse Snatching	0	0	0	0
Theft - Shoplifting	1	1	0	0
Theft From Building	1	0	0	0
Theft From Coin Machine	0	0	0	0
Theft From Motor Vehicle	1	0	0	0
Theft of Motor Vehicle Parts	0	0	0	0
Theft - All Other Larceny	2	1	0	0
Crimes Against Society				
Drug/Narcotic Violations	4	2	2	0
Drug/Narcotic Equipment Violations	2	0	0	0
Gambling - Betting/Wagering	0	0	0	0
Gambling - Operating/Promoting	0	0	0	0
Gambling - Equipment Violations	0	0	0	0
Gambling - Sports Tampering	0	0	0	0
Pornography/Obscene Material	0	0	0	0
Prostitution	0	0	0	0
Prostitution Assisting/Promoting	0	0	0	0
Purchasing Prostitution	0	0	0	0
Weapon Law Violations	0	0	0	0
Total Group A Offenses	21	7	7	0

This agency is currently de-certified for TIBRS reporting compliance. Please check www.tncrimeonline.com for additional 2015 data to be reported.



2014 Population Estimate 7,316

Offense Overview

Offense Total 167
Number Cleared 58
Percent Cleared 34.73 %

Group A Crimes per 100,000 population 2,282.7

Arrest Overview

Total Arrests 89
Adult Arrests 83
Juvenile Arrests 6
Unknown Age 0

Arrests per 100,000 population 1,216.5

Average number offenses/incident 1.08

Domestic Violence Victims		
Offense	Reported	Cleared
Murder	0	0
Aggravated Assault	3	3
Simple Assault	18	14
Intimidation	0	0
Stalking	0	0
Forcible Rape	0	0
Forcible Sodomy	0	0
Sexual Assault W/Object	0	0
Forcible Fondling	2	1
Incest	0	0
Statutory Rape	0	0
Kidnapping/Abduction	0	0
Total	23	18

TIBRS Group B Arrests		
Offense	Adult	Juvenile
Bad Checks	0	0
Curfew/Vagrancy	0	0
Disorderly Conduct	4	2
DUI	12	0
Drunkenness	3	0
Family-Non Violent	0	0
Liquor Law Violations	4	0
Peeping Tom	0	0
Trespass	1	0
All Other Offenses	6	0
Total Group B	30	2

TIBRS Group A Offenses	Offenses		Arrests	
	Reported	Cleared	Adult	Juvenile
Crimes Against Persons				
Murder	0	0	0	0
Negligent Manslaughter	0	0	0	0
Kidnapping/Abduction	1	0	0	0
Forcible Rape	0	0	0	0
Forcible Sodomy	0	0	0	0
Sexual Assault W/Object	0	0	0	0
Forcible Fondling	2	1	1	0
Incest	0	0	0	0
Statutory Rape	0	0	0	0
Aggravated Assault	4	3	3	0
Simple Assault	20	15	12	2
Intimidation	0	0	0	0
Stalking	0	0	0	0
Commercial Sex Acts	0	0	0	0
Involuntary Servitude	0	0	0	0
Crimes Against Property				
Arson	0	0	0	0
Bribery	0	0	0	0
Burglary	7	1	1	0
Counterfeiting/Forgery	13	0	0	0
Destruction/Damage/Vandalism	12	1	0	0
Embezzlement	1	1	1	0
Extortion/Blackmail	0	0	0	0
Fraud - False Pretenses	0	0	0	0
Fraud - Credit Card/ATM	4	0	0	0
Fraud - Impersonation	1	0	0	0
Fraud - Welfare	0	0	0	0
Fraud - Wire	0	0	0	0
Motor Vehicle Theft	2	1	1	0
Robbery	1	0	0	0
Stolen Property Offenses	0	0	0	0
Theft - Pocket-picking	1	0	0	0
Theft - Purse Snatching	0	0	0	0
Theft - Shoplifting	25	18	22	2
Theft From Building	4	0	0	0
Theft From Coin Machine	0	0	0	0
Theft From Motor Vehicle	33	0	0	0
Theft of Motor Vehicle Parts	1	0	0	0
Theft - All Other Larceny	18	1	1	0
Crimes Against Society				
Drug/Narcotic Violations	9	9	7	0
Drug/Narcotic Equipment Violations	4	4	2	0
Gambling - Betting/Wagering	0	0	0	0
Gambling - Operating/Promoting	0	0	0	0
Gambling - Equipment Violations	0	0	0	0
Gambling - Sports Tampering	0	0	0	0
Pornography/Obscene Material	1	0	0	0
Prostitution	0	0	0	0
Prostitution Assisting/Promoting	0	0	0	0
Purchasing Prostitution	0	0	0	0
Weapon Law Violations	3	3	2	0
Total Group A Offenses	167	58	53	4



2014 Population Estimate 1,086

Offense Overview

Offense Total 77
Number Cleared 30
Percent Cleared 38.96 %

Group A Crimes per 100,000 population 7,090.2

Arrest Overview

Total Arrests 41
Adult Arrests 41
Juvenile Arrests 0
Unknown Age 0

Arrests per 100,000 population 3,775.3

Average number offenses/incident 1.03

Domestic Violence Victims		
Offense	Reported	Cleared
Murder	1	1
Aggravated Assault	1	1
Simple Assault	10	10
Intimidation	0	0
Stalking	0	0
Forcible Rape	0	0
Forcible Sodomy	0	0
Sexual Assault W/Object	0	0
Forcible Fondling	0	0
Incest	0	0
Statutory Rape	0	0
Kidnapping/Abduction	0	0
Total	12	12

TIBRS Group B Arrests		
Offense	Adult	Juvenile
Bad Checks	0	0
Curfew/Vagrancy	0	0
Disorderly Conduct	2	0
DUI	5	0
Drunkenness	1	0
Family-Non Violent	0	0
Liquor Law Violations	0	0
Peeping Tom	0	0
Trespass	3	0
All Other Offenses	0	0
Total Group B	11	0

TIBRS Group A Offenses	Offenses		Arrests	
	Reported	Cleared	Adult	Juvenile
Crimes Against Persons				
Murder	1	1	0	0
Negligent Manslaughter	0	0	0	0
Kidnapping/Abduction	0	0	0	0
Forcible Rape	0	0	0	0
Forcible Sodomy	0	0	0	0
Sexual Assault W/Object	0	0	0	0
Forcible Fondling	0	0	0	0
Incest	0	0	0	0
Statutory Rape	0	0	0	0
Aggravated Assault	3	3	2	0
Simple Assault	17	11	10	0
Intimidation	1	0	0	0
Stalking	0	0	0	0
Commercial Sex Acts	0	0	0	0
Involuntary Servitude	0	0	0	0
Crimes Against Property				
Arson	0	0	0	0
Bribery	0	0	0	0
Burglary	4	1	1	0
Counterfeiting/Forgery	0	0	0	0
Destruction/Damage/Vandalism	8	0	0	0
Embezzlement	0	0	0	0
Extortion/Blackmail	0	0	0	0
Fraud - False Pretenses	0	0	0	0
Fraud - Credit Card/ATM	1	1	1	0
Fraud - Impersonation	0	0	0	0
Fraud - Welfare	0	0	0	0
Fraud - Wire	0	0	0	0
Motor Vehicle Theft	2	1	2	0
Robbery	1	1	1	0
Stolen Property Offenses	0	0	0	0
Theft - Pocket-picking	0	0	0	0
Theft - Purse Snatching	0	0	0	0
Theft - Shoplifting	2	1	1	0
Theft From Building	11	1	1	0
Theft From Coin Machine	0	0	0	0
Theft From Motor Vehicle	7	2	4	0
Theft of Motor Vehicle Parts	1	0	0	0
Theft - All Other Larceny	10	0	0	0
Crimes Against Society				
Drug/Narcotic Violations	6	6	6	0
Drug/Narcotic Equipment Violations	1	1	1	0
Gambling - Betting/Wagering	0	0	0	0
Gambling - Operating/Promoting	0	0	0	0
Gambling - Equipment Violations	0	0	0	0
Gambling - Sports Tampering	0	0	0	0
Pornography/Obscene Material	0	0	0	0
Prostitution	0	0	0	0
Prostitution Assisting/Promoting	0	0	0	0
Purchasing Prostitution	0	0	0	0
Weapon Law Violations	1	0	0	0
Total Group A Offenses	77	30	30	0



2014 Population Estimate	3,232
Offense Overview	
Offense Total	283
Number Cleared	229
Percent Cleared	80.92 %
Group A Crimes per 100,000 population	8,756.2
Arrest Overview	
Total Arrests	366
Adult Arrests	350
Juvenile Arrests	16
Unknown Age	0
Arrests per 100,000 population	11,324.3
Average number offenses/incident	1.27

Domestic Violence Victims		
Offense	Reported	Cleared
Murder	0	0
Aggravated Assault	4	4
Simple Assault	18	18
Intimidation	0	0
Stalking	0	0
Forcible Rape	0	0
Forcible Sodomy	0	0
Sexual Assault W/Object	0	0
Forcible Fondling	0	0
Incest	0	0
Statutory Rape	0	0
Kidnapping/Abduction	0	0
Total	22	22

TIBRS Group B Arrests		
Offense	Adult	Juvenile
Bad Checks	7	0
Curfew/Vagrancy	0	0
Disorderly Conduct	2	1
DUI	36	0
Drunkenness	4	0
Family-Non Violent	0	0
Liquor Law Violations	4	0
Peeping Tom	0	0
Trespass	3	0
All Other Offenses	97	5
Total Group B	153	6

TIBRS Group A Offenses	Offenses		Arrests	
	Reported	Cleared	Adult	Juvenile
Crimes Against Persons				
Murder	0	0	0	0
Negligent Manslaughter	0	0	0	0
Kidnapping/Abduction	0	0	0	0
Forcible Rape	0	0	0	0
Forcible Sodomy	0	0	0	0
Sexual Assault W/Object	0	0	0	0
Forcible Fondling	0	0	0	0
Incest	0	0	0	0
Statutory Rape	0	0	0	0
Aggravated Assault	9	9	8	0
Simple Assault	26	26	24	2
Intimidation	0	0	0	0
Stalking	0	0	0	0
Commercial Sex Acts	0	0	0	0
Involuntary Servitude	0	0	0	0
Crimes Against Property				
Arson	0	0	0	0
Bribery	0	0	0	0
Burglary	11	2	2	2
Counterfeiting/Forgery	3	3	3	0
Destruction/Damage/Vandalism	15	7	3	1
Embezzlement	0	0	0	0
Extortion/Blackmail	0	0	0	0
Fraud - False Pretenses	0	0	0	0
Fraud - Credit Card/ATM	4	1	1	0
Fraud - Impersonation	2	2	1	0
Fraud - Welfare	0	0	0	0
Fraud - Wire	0	0	0	0
Motor Vehicle Theft	9	8	6	0
Robbery	0	0	0	0
Stolen Property Offenses	0	0	0	0
Theft - Pocket-picking	0	0	0	0
Theft - Purse Snatching	0	0	0	0
Theft - Shoplifting	41	38	46	1
Theft From Building	32	13	13	2
Theft From Coin Machine	0	0	0	0
Theft From Motor Vehicle	10	1	0	0
Theft of Motor Vehicle Parts	0	0	0	0
Theft - All Other Larceny	4	2	2	0
Crimes Against Society				
Drug/Narcotic Violations	60	60	68	1
Drug/Narcotic Equipment Violations	53	53	20	1
Gambling - Betting/Wagering	0	0	0	0
Gambling - Operating/Promoting	0	0	0	0
Gambling - Equipment Violations	0	0	0	0
Gambling - Sports Tampering	0	0	0	0
Pornography/Obscene Material	0	0	0	0
Prostitution	0	0	0	0
Prostitution Assisting/Promoting	0	0	0	0
Purchasing Prostitution	0	0	0	0
Weapon Law Violations	4	4	0	0
Total Group A Offenses	283	229	197	10



Oneida Police Department - 2015

2014 Population Estimate 3,715

Offense Overview

Offense Total 452
 Number Cleared 308
 Percent Cleared 68.14 %

Group A Crimes per 100,000 population 12,166.9

Arrest Overview

Total Arrests 394
 Adult Arrests 359
 Juvenile Arrests 35
 Unknown Age 0

Arrests per 100,000 population 10,605.7

Average number offenses/incident 1.25

Domestic Violence Victims		
Offense	Reported	Cleared
Murder	0	0
Aggravated Assault	13	13
Simple Assault	28	25
Intimidation	15	3
Stalking	1	0
Forcible Rape	0	0
Forcible Sodomy	0	0
Sexual Assault W/Object	0	0
Forcible Fondling	0	0
Incest	0	0
Statutory Rape	0	0
Kidnapping/Abduction	0	0
Total	57	41

TIBRS Group B Arrests		
Offense	Adult	Juvenile
Bad Checks	1	0
Curfew/Vagrancy	0	0
Disorderly Conduct	1	7
DUI	50	2
Drunkenness	15	2
Family-Non Violent	2	0
Liquor Law Violations	11	3
Peeping Tom	0	0
Trespass	20	0
All Other Offenses	17	1
Total Group B	117	15

TIBRS Group A Offenses	Offenses		Arrests	
	Reported	Cleared	Adult	Juvenile
Crimes Against Persons				
Murder	0	0	0	0
Negligent Manslaughter	0	0	0	0
Kidnapping/Abduction	0	0	0	0
Forcible Rape	0	0	0	0
Forcible Sodomy	0	0	0	0
Sexual Assault W/Object	0	0	0	0
Forcible Fondling	2	1	0	0
Incest	0	0	0	0
Statutory Rape	1	0	0	0
Aggravated Assault	31	30	19	4
Simple Assault	38	33	28	4
Intimidation	30	4	3	0
Stalking	1	0	0	0
Commercial Sex Acts	0	0	0	0
Involuntary Servitude	0	0	0	0
Crimes Against Property				
Arson	0	0	0	0
Bribery	0	0	0	0
Burglary	22	5	7	0
Counterfeiting/Forgery	5	3	5	0
Destruction/Damage/Vandalism	33	14	11	2
Embezzlement	1	1	1	0
Extortion/Blackmail	0	0	0	0
Fraud - False Pretenses	9	4	1	0
Fraud - Credit Card/ATM	5	2	2	0
Fraud - Impersonation	6	4	3	0
Fraud - Welfare	0	0	0	0
Fraud - Wire	1	0	0	0
Motor Vehicle Theft	4	2	1	0
Robbery	0	0	0	0
Stolen Property Offenses	4	4	0	0
Theft - Pocket-picking	0	0	0	0
Theft - Purse Snatching	0	0	0	0
Theft - Shoplifting	53	51	52	4
Theft From Building	35	13	10	0
Theft From Coin Machine	1	0	0	0
Theft From Motor Vehicle	12	1	1	0
Theft of Motor Vehicle Parts	2	0	0	0
Theft - All Other Larceny	13	3	1	0
Crimes Against Society				
Drug/Narcotic Violations	78	70	62	4
Drug/Narcotic Equipment Violations	60	58	32	2
Gambling - Betting/Wagering	0	0	0	0
Gambling - Operating/Promoting	0	0	0	0
Gambling - Equipment Violations	0	0	0	0
Gambling - Sports Tampering	0	0	0	0
Pornography/Obscene Material	1	1	1	0
Prostitution	0	0	0	0
Prostitution Assisting/Promoting	0	0	0	0
Purchasing Prostitution	1	1	0	0
Weapon Law Violations	3	3	2	0
Total Group A Offenses	452	308	242	20



2014 Population Estimate 10,156

Offense Overview

Offense Total 1,025
 Number Cleared 500
 Percent Cleared 48.78 %
 Group A Crimes per 100,000 population 10,092.6

Arrest Overview

Total Arrests 657
 Adult Arrests 613
 Juvenile Arrests 44
 Unknown Age 0
 Arrests per 100,000 population 6,469.1
 Average number offenses/incident 1.10

Domestic Violence Victims		
Offense	Reported	Cleared
Murder	0	0
Aggravated Assault	15	13
Simple Assault	73	47
Intimidation	0	0
Stalking	0	0
Forcible Rape	0	0
Forcible Sodomy	0	0
Sexual Assault W/Object	0	0
Forcible Fondling	0	0
Incest	0	0
Statutory Rape	0	0
Kidnapping/Abduction	0	0
Total	88	60

TIBRS Group B Arrests		
Offense	Adult	Juvenile
Bad Checks	0	0
Curfew/Vagrancy	0	14
Disorderly Conduct	10	1
DUI	33	0
Drunkenness	37	0
Family-Non Violent	7	0
Liquor Law Violations	6	3
Peeping Tom	0	0
Trespass	27	2
All Other Offenses	54	0
Total Group B	174	20

TIBRS Group A Offenses	Offenses		Arrests	
	Reported	Cleared	Adult	Juvenile
Crimes Against Persons				
Murder	0	0	0	0
Negligent Manslaughter	0	0	0	0
Kidnapping/Abduction	0	0	0	0
Forcible Rape	2	2	2	0
Forcible Sodomy	0	0	0	0
Sexual Assault W/Object	0	0	0	0
Forcible Fondling	4	2	1	1
Incest	0	0	0	0
Statutory Rape	0	0	0	0
Aggravated Assault	48	30	25	0
Simple Assault	99	60	53	4
Intimidation	9	3	3	0
Stalking	0	0	0	0
Commercial Sex Acts	0	0	0	0
Involuntary Servitude	0	0	0	0
Crimes Against Property				
Arson	0	0	0	0
Bribery	0	0	0	0
Burglary	104	5	8	0
Counterfeiting/Forgery	17	4	4	0
Destruction/Damage/Vandalism	82	9	9	0
Embezzlement	6	1	1	0
Extortion/Blackmail	0	0	0	0
Fraud - False Pretenses	31	8	1	0
Fraud - Credit Card/ATM	6	0	0	0
Fraud - Impersonation	8	4	2	0
Fraud - Welfare	0	0	0	0
Fraud - Wire	3	0	0	0
Motor Vehicle Theft	12	4	4	0
Robbery	4	0	0	0
Stolen Property Offenses	1	1	1	0
Theft - Pocket-picking	0	0	0	0
Theft - Purse Snatching	1	0	0	0
Theft - Shoplifting	174	142	134	13
Theft From Building	61	4	3	0
Theft From Coin Machine	1	0	0	0
Theft From Motor Vehicle	66	4	4	0
Theft of Motor Vehicle Parts	15	2	2	0
Theft - All Other Larceny	62	9	10	0
Crimes Against Society				
Drug/Narcotic Violations	120	118	116	1
Drug/Narcotic Equipment Violations	83	82	51	5
Gambling - Betting/Wagering	0	0	0	0
Gambling - Operating/Promoting	0	0	0	0
Gambling - Equipment Violations	0	0	0	0
Gambling - Sports Tampering	0	0	0	0
Pornography/Obscene Material	0	0	0	0
Prostitution	0	0	0	0
Prostitution Assisting/Promoting	0	0	0	0
Purchasing Prostitution	0	0	0	0
Weapon Law Violations	6	6	5	0
Total Group A Offenses	1,025	500	439	24



Parsons Police Department - 2015

2014 Population Estimate 2,342

Offense Overview

Offense Total 130
 Number Cleared 73
 Percent Cleared 56.15 %

Group A Crimes per 100,000 population 5,550.8

Arrest Overview

Total Arrests 104
 Adult Arrests 101
 Juvenile Arrests 3
 Unknown Age 0

Arrests per 100,000 population 4,440.6

Average number offenses/incident 1.08

Domestic Violence Victims		
Offense	Reported	Cleared
Murder	0	0
Aggravated Assault	2	1
Simple Assault	16	14
Intimidation	0	0
Stalking	0	0
Forcible Rape	0	0
Forcible Sodomy	0	0
Sexual Assault W/Object	0	0
Forcible Fondling	1	0
Incest	0	0
Statutory Rape	1	1
Kidnapping/Abduction	0	0
Total	20	16

TIBRS Group B Arrests		
Offense	Adult	Juvenile
Bad Checks	0	0
Curfew/Vagrancy	0	0
Disorderly Conduct	6	0
DUI	13	0
Drunkenness	3	0
Family-Non Violent	1	0
Liquor Law Violations	0	0
Peeping Tom	0	0
Trespass	0	0
All Other Offenses	8	1
Total Group B	31	1

TIBRS Group A Offenses	Offenses		Arrests	
	Reported	Cleared	Adult	Juvenile
Crimes Against Persons				
Murder	0	0	0	0
Negligent Manslaughter	0	0	0	0
Kidnapping/Abduction	0	0	0	0
Forcible Rape	0	0	0	0
Forcible Sodomy	0	0	0	0
Sexual Assault W/Object	0	0	0	0
Forcible Fondling	1	0	0	0
Incest	0	0	0	0
Statutory Rape	1	1	1	0
Aggravated Assault	2	1	1	0
Simple Assault	20	17	16	0
Intimidation	4	3	3	0
Stalking	1	1	1	0
Commercial Sex Acts	0	0	0	0
Involuntary Servitude	0	0	0	0
Crimes Against Property				
Arson	0	0	0	0
Bribery	0	0	0	0
Burglary	13	5	8	1
Counterfeiting/Forgery	4	3	5	0
Destruction/Damage/Vandalism	2	0	0	0
Embezzlement	0	0	0	0
Extortion/Blackmail	0	0	0	0
Fraud - False Pretenses	4	1	1	0
Fraud - Credit Card/ATM	21	0	0	0
Fraud - Impersonation	0	0	0	0
Fraud - Welfare	0	0	0	0
Fraud - Wire	0	0	0	0
Motor Vehicle Theft	5	1	0	1
Robbery	0	0	0	0
Stolen Property Offenses	2	2	1	0
Theft - Pocket-picking	1	0	0	0
Theft - Purse Snatching	0	0	0	0
Theft - Shoplifting	4	4	4	0
Theft From Building	1	1	1	0
Theft From Coin Machine	0	0	0	0
Theft From Motor Vehicle	2	0	0	0
Theft of Motor Vehicle Parts	2	1	1	0
Theft - All Other Larceny	12	4	4	0
Crimes Against Society				
Drug/Narcotic Violations	18	18	19	0
Drug/Narcotic Equipment Violations	9	9	3	0
Gambling - Betting/Wagering	0	0	0	0
Gambling - Operating/Promoting	0	0	0	0
Gambling - Equipment Violations	0	0	0	0
Gambling - Sports Tampering	0	0	0	0
Pornography/Obscene Material	0	0	0	0
Prostitution	0	0	0	0
Prostitution Assisting/Promoting	0	0	0	0
Purchasing Prostitution	0	0	0	0
Weapon Law Violations	1	1	1	0
Total Group A Offenses	130	73	70	2



2014 Population Estimate 547

Offense Overview

Offense Total 18
 Number Cleared 2
 Percent Cleared 11.11 %

Group A Crimes per 100,000 population 3,290.7

Arrest Overview

Total Arrests 4
 Adult Arrests 4
 Juvenile Arrests 0
 Unknown Age 0

Arrests per 100,000 population 731.3

Average number offenses/incident 1.06

Domestic Violence Victims		
Offense	Reported	Cleared
Murder	0	0
Aggravated Assault	1	0
Simple Assault	1	0
Intimidation	0	0
Stalking	0	0
Forcible Rape	0	0
Forcible Sodomy	0	0
Sexual Assault W/Object	0	0
Forcible Fondling	0	0
Incest	0	0
Statutory Rape	0	0
Kidnapping/Abduction	0	0
Total	2	0

TIBRS Group B Arrests		
Offense	Adult	Juvenile
Bad Checks	0	0
Curfew/Vagrancy	0	0
Disorderly Conduct	0	0
DUI	1	0
Drunkenness	1	0
Family-Non Violent	0	0
Liquor Law Violations	0	0
Peeping Tom	0	0
Trespass	0	0
All Other Offenses	0	0
Total Group B	2	0

TIBRS Group A Offenses	Offenses		Arrests	
	Reported	Cleared	Adult	Juvenile
Crimes Against Persons				
Murder	0	0	0	0
Negligent Manslaughter	0	0	0	0
Kidnapping/Abduction	0	0	0	0
Forcible Rape	0	0	0	0
Forcible Sodomy	0	0	0	0
Sexual Assault W/Object	0	0	0	0
Forcible Fondling	0	0	0	0
Incest	0	0	0	0
Statutory Rape	0	0	0	0
Aggravated Assault	1	0	0	0
Simple Assault	1	0	0	0
Intimidation	3	0	0	0
Stalking	0	0	0	0
Commercial Sex Acts	0	0	0	0
Involuntary Servitude	0	0	0	0
Crimes Against Property				
Arson	0	0	0	0
Bribery	0	0	0	0
Burglary	4	0	0	0
Counterfeiting/Forgery	1	0	0	0
Destruction/Damage/Vandalism	3	0	0	0
Embezzlement	0	0	0	0
Extortion/Blackmail	1	0	0	0
Fraud - False Pretenses	0	0	0	0
Fraud - Credit Card/ATM	0	0	0	0
Fraud - Impersonation	0	0	0	0
Fraud - Welfare	0	0	0	0
Fraud - Wire	0	0	0	0
Motor Vehicle Theft	0	0	0	0
Robbery	0	0	0	0
Stolen Property Offenses	0	0	0	0
Theft - Pocket-picking	0	0	0	0
Theft - Purse Snatching	0	0	0	0
Theft - Shoplifting	0	0	0	0
Theft From Building	1	0	0	0
Theft From Coin Machine	0	0	0	0
Theft From Motor Vehicle	0	0	0	0
Theft of Motor Vehicle Parts	0	0	0	0
Theft - All Other Larceny	1	0	0	0
Crimes Against Society				
Drug/Narcotic Violations	2	2	2	0
Drug/Narcotic Equipment Violations	0	0	0	0
Gambling - Betting/Wagering	0	0	0	0
Gambling - Operating/Promoting	0	0	0	0
Gambling - Equipment Violations	0	0	0	0
Gambling - Sports Tampering	0	0	0	0
Pornography/Obscene Material	0	0	0	0
Prostitution	0	0	0	0
Prostitution Assisting/Promoting	0	0	0	0
Purchasing Prostitution	0	0	0	0
Weapon Law Violations	0	0	0	0
Total Group A Offenses	18	2	2	0



Pigeon Forge Police Department - 2015

2014 Population Estimate **6,132**

Offense Overview

Offense Total 1,111

Number Cleared 356

Percent Cleared 32.04 %

Group A Crimes per 100,000 population 18,118.1

Arrest Overview

Total Arrests 651

Adult Arrests 598

Juvenile Arrests 53

Unknown Age 0

Arrests per 100,000 population 10,616.4

Average number offenses/incident 1.14

Domestic Violence Victims		
Offense	Reported	Cleared
Murder	0	0
Aggravated Assault	13	12
Simple Assault	87	58
Intimidation	7	0
Stalking	4	1
Forcible Rape	6	0
Forcible Sodomy	0	0
Sexual Assault W/Object	0	0
Forcible Fondling	2	0
Incest	0	0
Statutory Rape	1	0
Kidnapping/Abduction	4	2
Total	124	73

TIBRS Group B Arrests		
Offense	Adult	Juvenile
Bad Checks	0	0
Curfew/Vagrancy	0	0
Disorderly Conduct	8	13
DUI	110	0
Drunkenness	121	0
Family-Non Violent	3	0
Liquor Law Violations	42	6
Peeping Tom	0	0
Trespass	6	1
All Other Offenses	21	13
Total Group B	311	33

TIBRS Group A Offenses	Offenses		Arrests	
	Reported	Cleared	Adult	Juvenile
Crimes Against Persons				
Murder	0	0	0	0
Negligent Manslaughter	0	0	0	0
Kidnapping/Abduction	5	2	0	0
Forcible Rape	11	1	1	0
Forcible Sodomy	0	0	0	0
Sexual Assault W/Object	1	1	0	1
Forcible Fondling	10	1	0	0
Incest	0	0	0	0
Statutory Rape	3	1	1	0
Aggravated Assault	36	25	18	0
Simple Assault	123	68	55	9
Intimidation	29	0	0	0
Stalking	6	1	1	0
Commercial Sex Acts	0	0	0	0
Involuntary Servitude	0	0	0	0
Crimes Against Property				
Arson	5	1	0	1
Bribery	0	0	0	0
Burglary	73	4	4	0
Counterfeiting/Forgery	31	2	0	0
Destruction/Damage/Vandalism	77	7	2	0
Embezzlement	40	7	6	0
Extortion/Blackmail	1	0	0	0
Fraud - False Pretenses	30	6	10	0
Fraud - Credit Card/ATM	30	4	1	0
Fraud - Impersonation	8	4	3	0
Fraud - Welfare	0	0	0	0
Fraud - Wire	8	0	0	0
Motor Vehicle Theft	54	2	1	0
Robbery	6	1	1	0
Stolen Property Offenses	14	11	11	0
Theft - Pocket-picking	3	0	0	0
Theft - Purse Snatching	0	0	0	0
Theft - Shoplifting	50	28	23	2
Theft From Building	80	10	9	2
Theft From Coin Machine	9	1	1	0
Theft From Motor Vehicle	118	6	6	0
Theft of Motor Vehicle Parts	24	2	2	0
Theft - All Other Larceny	62	7	6	1
Crimes Against Society				
Drug/Narcotic Violations	90	84	93	2
Drug/Narcotic Equipment Violations	64	59	30	1
Gambling - Betting/Wagering	0	0	0	0
Gambling - Operating/Promoting	0	0	0	0
Gambling - Equipment Violations	0	0	0	0
Gambling - Sports Tampering	0	0	0	0
Pornography/Obscene Material	1	1	0	1
Prostitution	0	0	0	0
Prostitution Assisting/Promoting	0	0	0	0
Purchasing Prostitution	0	0	0	0
Weapon Law Violations	9	9	2	0
Total Group A Offenses	1,111	356	287	20



2014 Population Estimate	1,625
Offense Overview	
Offense Total	117
Number Cleared	39
Percent Cleared	33.33 %
Group A Crimes per 100,000 population	7,200.0
Arrest Overview	
Total Arrests	65
Adult Arrests	62
Juvenile Arrests	3
Unknown Age	0
Arrests per 100,000 population	4,000.0
Average number offenses/incident	1.05

Domestic Violence Victims		
Offense	Reported	Cleared
Murder	0	0
Aggravated Assault	1	1
Simple Assault	4	1
Intimidation	0	0
Stalking	0	0
Forcible Rape	0	0
Forcible Sodomy	0	0
Sexual Assault W/Object	0	0
Forcible Fondling	0	0
Incest	0	0
Statutory Rape	0	0
Kidnapping/Abduction	0	0
Total	5	2

TIBRS Group B Arrests		
Offense	Adult	Juvenile
Bad Checks	0	0
Curfew/Vagrancy	0	0
Disorderly Conduct	2	0
DUI	13	0
Drunkenness	6	0
Family-Non Violent	0	0
Liquor Law Violations	1	0
Peeping Tom	0	0
Trespass	3	0
All Other Offenses	2	1
Total Group B	27	1

TIBRS Group A Offenses	Offenses		Arrests	
	Reported	Cleared	Adult	Juvenile
Crimes Against Persons				
Murder	0	0	0	0
Negligent Manslaughter	0	0	0	0
Kidnapping/Abduction	0	0	0	0
Forcible Rape	2	0	0	0
Forcible Sodomy	1	0	0	0
Sexual Assault W/Object	0	0	0	0
Forcible Fondling	2	0	0	0
Incest	0	0	0	0
Statutory Rape	0	0	0	0
Aggravated Assault	7	6	5	0
Simple Assault	20	8	8	0
Intimidation	3	1	1	0
Stalking	0	0	0	0
Commercial Sex Acts	0	0	0	0
Involuntary Servitude	0	0	0	0
Crimes Against Property				
Arson	0	0	0	0
Bribery	0	0	0	0
Burglary	15	3	3	0
Counterfeiting/Forgery	2	0	0	0
Destruction/Damage/Vandalism	18	5	4	1
Embezzlement	0	0	0	0
Extortion/Blackmail	0	0	0	0
Fraud - False Pretenses	4	0	0	0
Fraud - Credit Card/ATM	2	0	0	0
Fraud - Impersonation	2	0	0	0
Fraud - Welfare	0	0	0	0
Fraud - Wire	0	0	0	0
Motor Vehicle Theft	3	0	0	0
Robbery	0	0	0	0
Stolen Property Offenses	0	0	0	0
Theft - Pocket-picking	0	0	0	0
Theft - Purse Snatching	0	0	0	0
Theft - Shoplifting	0	0	0	0
Theft From Building	12	4	4	0
Theft From Coin Machine	0	0	0	0
Theft From Motor Vehicle	4	0	0	0
Theft of Motor Vehicle Parts	1	0	0	0
Theft - All Other Larceny	7	0	0	0
Crimes Against Society				
Drug/Narcotic Violations	5	5	5	0
Drug/Narcotic Equipment Violations	7	7	5	1
Gambling - Betting/Wagering	0	0	0	0
Gambling - Operating/Promoting	0	0	0	0
Gambling - Equipment Violations	0	0	0	0
Gambling - Sports Tampering	0	0	0	0
Pornography/Obscene Material	0	0	0	0
Prostitution	0	0	0	0
Prostitution Assisting/Promoting	0	0	0	0
Purchasing Prostitution	0	0	0	0
Weapon Law Violations	0	0	0	0
Total Group A Offenses	117	39	35	2



Piperton Police Department - 2015

2014 Population Estimate 1,570

Offense Overview

Offense Total 34
 Number Cleared 17
 Percent Cleared 50.00 %

Group A Crimes per 100,000 population 2,165.6

Arrest Overview

Total Arrests 25
 Adult Arrests 23
 Juvenile Arrests 2
 Unknown Age 0

Arrests per 100,000 population 1,592.4

Average number offenses/incident 1.10

Domestic Violence Victims		
Offense	Reported	Cleared
Murder	0	0
Aggravated Assault	3	3
Simple Assault	2	2
Intimidation	0	0
Stalking	0	0
Forcible Rape	0	0
Forcible Sodomy	0	0
Sexual Assault W/Object	0	0
Forcible Fondling	0	0
Incest	0	0
Statutory Rape	0	0
Kidnapping/Abduction	0	0
Total	5	5

TIBRS Group B Arrests		
Offense	Adult	Juvenile
Bad Checks	0	0
Curfew/Vagrancy	0	0
Disorderly Conduct	0	0
DUI	8	0
Drunkenness	0	0
Family-Non Violent	0	0
Liquor Law Violations	0	2
Peeping Tom	0	0
Trespass	0	0
All Other Offenses	1	0
Total Group B	9	2

TIBRS Group A Offenses	Offenses		Arrests	
	Reported	Cleared	Adult	Juvenile
Crimes Against Persons				
Murder	0	0	0	0
Negligent Manslaughter	0	0	0	0
Kidnapping/Abduction	0	0	0	0
Forcible Rape	0	0	0	0
Forcible Sodomy	0	0	0	0
Sexual Assault W/Object	0	0	0	0
Forcible Fondling	0	0	0	0
Incest	0	0	0	0
Statutory Rape	0	0	0	0
Aggravated Assault	3	3	3	0
Simple Assault	3	2	2	0
Intimidation	1	1	1	0
Stalking	0	0	0	0
Commercial Sex Acts	0	0	0	0
Involuntary Servitude	0	0	0	0
Crimes Against Property				
Arson	0	0	0	0
Bribery	0	0	0	0
Burglary	2	0	0	0
Counterfeiting/Forgery	0	0	0	0
Destruction/Damage/Vandalism	2	0	0	0
Embezzlement	0	0	0	0
Extortion/Blackmail	0	0	0	0
Fraud - False Pretenses	1	1	1	0
Fraud - Credit Card/ATM	1	0	0	0
Fraud - Impersonation	0	0	0	0
Fraud - Welfare	0	0	0	0
Fraud - Wire	0	0	0	0
Motor Vehicle Theft	1	1	1	0
Robbery	0	0	0	0
Stolen Property Offenses	0	0	0	0
Theft - Pocket-picking	0	0	0	0
Theft - Purse Snatching	0	0	0	0
Theft - Shoplifting	0	0	0	0
Theft From Building	3	0	0	0
Theft From Coin Machine	0	0	0	0
Theft From Motor Vehicle	3	0	0	0
Theft of Motor Vehicle Parts	0	0	0	0
Theft - All Other Larceny	5	0	0	0
Crimes Against Society				
Drug/Narcotic Violations	6	6	6	0
Drug/Narcotic Equipment Violations	3	3	0	0
Gambling - Betting/Wagering	0	0	0	0
Gambling - Operating/Promoting	0	0	0	0
Gambling - Equipment Violations	0	0	0	0
Gambling - Sports Tampering	0	0	0	0
Pornography/Obscene Material	0	0	0	0
Prostitution	0	0	0	0
Prostitution Assisting/Promoting	0	0	0	0
Purchasing Prostitution	0	0	0	0
Weapon Law Violations	0	0	0	0
Total Group A Offenses	34	17	14	0



2014 Population Estimate	555
Offense Overview	
Offense Total	4
Number Cleared	1
Percent Cleared	25.00 %
Group A Crimes per 100,000 population	720.7
Arrest Overview	
Total Arrests	6
Adult Arrests	6
Juvenile Arrests	0
Unknown Age	0
Arrests per 100,000 population	1,081.1
Average number offenses/incident	1.00

Domestic Violence Victims		
Offense	Reported	Cleared
Murder	0	0
Aggravated Assault	0	0
Simple Assault	0	0
Intimidation	0	0
Stalking	0	0
Forcible Rape	0	0
Forcible Sodomy	0	0
Sexual Assault W/Object	0	0
Forcible Fondling	0	0
Incest	0	0
Statutory Rape	0	0
Kidnapping/Abduction	0	0
Total	0	0

TIBRS Group B Arrests		
Offense	Adult	Juvenile
Bad Checks	0	0
Curfew/Vagrancy	0	0
Disorderly Conduct	0	0
DUI	4	0
Drunkenness	1	0
Family-Non Violent	0	0
Liquor Law Violations	0	0
Peeping Tom	0	0
Trespass	0	0
All Other Offenses	0	0
Total Group B	5	0

TIBRS Group A Offenses	Offenses		Arrests	
	Reported	Cleared	Adult	Juvenile
Crimes Against Persons				
Murder	0	0	0	0
Negligent Manslaughter	0	0	0	0
Kidnapping/Abduction	0	0	0	0
Forcible Rape	0	0	0	0
Forcible Sodomy	0	0	0	0
Sexual Assault W/Object	0	0	0	0
Forcible Fondling	0	0	0	0
Incest	0	0	0	0
Statutory Rape	0	0	0	0
Aggravated Assault	0	0	0	0
Simple Assault	0	0	0	0
Intimidation	1	0	0	0
Stalking	0	0	0	0
Commercial Sex Acts	0	0	0	0
Involuntary Servitude	0	0	0	0
Crimes Against Property				
Arson	0	0	0	0
Bribery	0	0	0	0
Burglary	1	1	1	0
Counterfeiting/Forgery	0	0	0	0
Destruction/Damage/Vandalism	1	0	0	0
Embezzlement	0	0	0	0
Extortion/Blackmail	0	0	0	0
Fraud - False Pretenses	0	0	0	0
Fraud - Credit Card/ATM	0	0	0	0
Fraud - Impersonation	0	0	0	0
Fraud - Welfare	0	0	0	0
Fraud - Wire	0	0	0	0
Motor Vehicle Theft	0	0	0	0
Robbery	0	0	0	0
Stolen Property Offenses	0	0	0	0
Theft - Pocket-picking	0	0	0	0
Theft - Purse Snatching	0	0	0	0
Theft - Shoplifting	0	0	0	0
Theft From Building	0	0	0	0
Theft From Coin Machine	0	0	0	0
Theft From Motor Vehicle	0	0	0	0
Theft of Motor Vehicle Parts	1	0	0	0
Theft - All Other Larceny	0	0	0	0
Crimes Against Society				
Drug/Narcotic Violations	0	0	0	0
Drug/Narcotic Equipment Violations	0	0	0	0
Gambling - Betting/Wagering	0	0	0	0
Gambling - Operating/Promoting	0	0	0	0
Gambling - Equipment Violations	0	0	0	0
Gambling - Sports Tampering	0	0	0	0
Pornography/Obscene Material	0	0	0	0
Prostitution	0	0	0	0
Prostitution Assisting/Promoting	0	0	0	0
Purchasing Prostitution	0	0	0	0
Weapon Law Violations	0	0	0	0
Total Group A Offenses	4	1	1	0



Plainview Police Department - 2015

2014 Population Estimate 2,073

Offense Overview

Offense Total 81
Number Cleared 26
Percent Cleared 32.10 %

Group A Crimes per 100,000 population 3,907.4

Arrest Overview

Total Arrests 34
Adult Arrests 32
Juvenile Arrests 2
Unknown Age 0

Arrests per 100,000 population 1,640.1

Average number offenses/incident 1.17

Domestic Violence Victims		
Offense	Reported	Cleared
Murder	0	0
Aggravated Assault	2	2
Simple Assault	9	9
Intimidation	2	0
Stalking	0	0
Forcible Rape	0	0
Forcible Sodomy	0	0
Sexual Assault W/Object	0	0
Forcible Fondling	0	0
Incest	0	0
Statutory Rape	0	0
Kidnapping/Abduction	0	0
Total	13	11

TIBRS Group B Arrests		
Offense	Adult	Juvenile
Bad Checks	0	0
Curfew/Vagrancy	0	0
Disorderly Conduct	0	0
DUI	1	0
Drunkenness	0	0
Family-Non Violent	0	0
Liquor Law Violations	1	0
Peeping Tom	0	0
Trespass	1	0
All Other Offenses	7	0
Total Group B	10	0

TIBRS Group A Offenses	Offenses		Arrests	
	Reported	Cleared	Adult	Juvenile
Crimes Against Persons				
Murder	0	0	0	0
Negligent Manslaughter	0	0	0	0
Kidnapping/Abduction	0	0	0	0
Forcible Rape	1	1	0	1
Forcible Sodomy	0	0	0	0
Sexual Assault W/Object	0	0	0	0
Forcible Fondling	0	0	0	0
Incest	0	0	0	0
Statutory Rape	1	1	2	0
Aggravated Assault	2	2	2	0
Simple Assault	15	14	8	1
Intimidation	3	0	0	0
Stalking	0	0	0	0
Commercial Sex Acts	0	0	0	0
Involuntary Servitude	0	0	0	0
Crimes Against Property				
Arson	0	0	0	0
Bribery	0	0	0	0
Burglary	18	2	4	0
Counterfeiting/Forgery	1	0	0	0
Destruction/Damage/Vandalism	10	0	0	0
Embezzlement	0	0	0	0
Extortion/Blackmail	0	0	0	0
Fraud - False Pretenses	0	0	0	0
Fraud - Credit Card/ATM	0	0	0	0
Fraud - Impersonation	0	0	0	0
Fraud - Welfare	0	0	0	0
Fraud - Wire	0	0	0	0
Motor Vehicle Theft	5	0	0	0
Robbery	0	0	0	0
Stolen Property Offenses	0	0	0	0
Theft - Pocket-picking	0	0	0	0
Theft - Purse Snatching	0	0	0	0
Theft - Shoplifting	5	1	1	0
Theft From Building	7	1	1	0
Theft From Coin Machine	0	0	0	0
Theft From Motor Vehicle	3	1	1	0
Theft of Motor Vehicle Parts	1	0	0	0
Theft - All Other Larceny	7	1	2	0
Crimes Against Society				
Drug/Narcotic Violations	1	1	1	0
Drug/Narcotic Equipment Violations	1	1	0	0
Gambling - Betting/Wagering	0	0	0	0
Gambling - Operating/Promoting	0	0	0	0
Gambling - Equipment Violations	0	0	0	0
Gambling - Sports Tampering	0	0	0	0
Pornography/Obscene Material	0	0	0	0
Prostitution	0	0	0	0
Prostitution Assisting/Promoting	0	0	0	0
Purchasing Prostitution	0	0	0	0
Weapon Law Violations	0	0	0	0
Total Group A Offenses	81	26	22	2



Pleasant View Police Department - 2015

2014 Population Estimate 4,251

Offense Overview

Offense Total 120
 Number Cleared 13
 Percent Cleared 10.83 %

Group A Crimes per 100,000 population 2,822.9

Arrest Overview

Total Arrests 19
 Adult Arrests 19
 Juvenile Arrests 0
 Unknown Age 0

Arrests per 100,000 population 447.0

Average number offenses/incident 1.03

Domestic Violence Victims		
Offense	Reported	Cleared
Murder	0	0
Aggravated Assault	1	1
Simple Assault	9	2
Intimidation	1	1
Stalking	0	0
Forcible Rape	0	0
Forcible Sodomy	0	0
Sexual Assault W/Object	0	0
Forcible Fondling	0	0
Incest	0	0
Statutory Rape	0	0
Kidnapping/Abduction	1	0
Total	12	4

TIBRS Group B Arrests		
Offense	Adult	Juvenile
Bad Checks	0	0
Curfew/Vagrancy	0	0
Disorderly Conduct	0	0
DUI	1	0
Drunkenness	0	0
Family-Non Violent	0	0
Liquor Law Violations	0	0
Peeping Tom	0	0
Trespass	0	0
All Other Offenses	5	0
Total Group B	6	0

TIBRS Group A Offenses	Offenses		Arrests	
	Reported	Cleared	Adult	Juvenile
Crimes Against Persons				
Murder	0	0	0	0
Negligent Manslaughter	0	0	0	0
Kidnapping/Abduction	1	0	0	0
Forcible Rape	0	0	0	0
Forcible Sodomy	0	0	0	0
Sexual Assault W/Object	0	0	0	0
Forcible Fondling	4	0	0	0
Incest	0	0	0	0
Statutory Rape	0	0	0	0
Aggravated Assault	2	1	1	0
Simple Assault	17	4	4	0
Intimidation	12	1	1	0
Stalking	1	0	0	0
Commercial Sex Acts	0	0	0	0
Involuntary Servitude	0	0	0	0
Crimes Against Property				
Arson	0	0	0	0
Bribery	0	0	0	0
Burglary	7	1	1	0
Counterfeiting/Forgery	4	0	0	0
Destruction/Damage/Vandalism	10	0	0	0
Embezzlement	0	0	0	0
Extortion/Blackmail	0	0	0	0
Fraud - False Pretenses	1	0	0	0
Fraud - Credit Card/ATM	7	0	0	0
Fraud - Impersonation	6	0	0	0
Fraud - Welfare	0	0	0	0
Fraud - Wire	0	0	0	0
Motor Vehicle Theft	4	0	0	0
Robbery	1	1	1	0
Stolen Property Offenses	0	0	0	0
Theft - Pocket-picking	0	0	0	0
Theft - Purse Snatching	0	0	0	0
Theft - Shoplifting	6	2	2	0
Theft From Building	8	2	2	0
Theft From Coin Machine	0	0	0	0
Theft From Motor Vehicle	17	0	0	0
Theft of Motor Vehicle Parts	4	0	0	0
Theft - All Other Larceny	7	0	0	0
Crimes Against Society				
Drug/Narcotic Violations	0	0	0	0
Drug/Narcotic Equipment Violations	1	1	1	0
Gambling - Betting/Wagering	0	0	0	0
Gambling - Operating/Promoting	0	0	0	0
Gambling - Equipment Violations	0	0	0	0
Gambling - Sports Tampering	0	0	0	0
Pornography/Obscene Material	0	0	0	0
Prostitution	0	0	0	0
Prostitution Assisting/Promoting	0	0	0	0
Purchasing Prostitution	0	0	0	0
Weapon Law Violations	0	0	0	0
Total Group A Offenses	120	13	13	0



Portland Police Department - 2015

2014 Population Estimate 12,218

Offense Overview

Offense Total 878
Number Cleared 467
Percent Cleared 53.19 %

Group A Crimes per 100,000 population 7,186.1

Arrest Overview

Total Arrests 519
Adult Arrests 476
Juvenile Arrests 43
Unknown Age 0

Arrests per 100,000 population 4,247.8

Average number offenses/incident 1.27

Domestic Violence Victims		
Offense	Reported	Cleared
Murder	0	0
Aggravated Assault	26	18
Simple Assault	107	57
Intimidation	1	0
Stalking	0	0
Forcible Rape	0	0
Forcible Sodomy	0	0
Sexual Assault W/Object	0	0
Forcible Fondling	2	2
Incest	1	1
Statutory Rape	0	0
Kidnapping/Abduction	3	1
Total	140	79

TIBRS Group B Arrests		
Offense	Adult	Juvenile
Bad Checks	1	0
Curfew/Vagrancy	0	3
Disorderly Conduct	2	0
DUI	51	0
Drunkenness	22	0
Family-Non Violent	4	0
Liquor Law Violations	21	5
Peeping Tom	0	0
Trespass	0	0
All Other Offenses	42	5
Total Group B	143	13

TIBRS Group A Offenses	Offenses		Arrests	
	Reported	Cleared	Adult	Juvenile
Crimes Against Persons				
Murder	0	0	0	0
Negligent Manslaughter	0	0	0	0
Kidnapping/Abduction	5	1	1	0
Forcible Rape	2	0	0	0
Forcible Sodomy	0	0	0	0
Sexual Assault W/Object	0	0	0	0
Forcible Fondling	4	2	2	0
Incest	1	1	1	0
Statutory Rape	4	3	3	0
Aggravated Assault	51	30	22	2
Simple Assault	152	76	64	1
Intimidation	2	0	0	0
Stalking	1	0	0	0
Commercial Sex Acts	0	0	0	0
Involuntary Servitude	0	0	0	0
Crimes Against Property				
Arson	1	0	0	0
Bribery	0	0	0	0
Burglary	51	15	11	3
Counterfeiting/Forgery	24	10	8	0
Destruction/Damage/Vandalism	90	20	11	2
Embezzlement	5	3	2	1
Extortion/Blackmail	1	0	0	0
Fraud - False Pretenses	17	4	6	0
Fraud - Credit Card/ATM	15	0	0	0
Fraud - Impersonation	6	0	0	0
Fraud - Welfare	0	0	0	0
Fraud - Wire	0	0	0	0
Motor Vehicle Theft	15	7	5	0
Robbery	4	1	1	0
Stolen Property Offenses	1	1	1	0
Theft - Pocket-picking	0	0	0	0
Theft - Purse Snatching	1	0	0	0
Theft - Shoplifting	56	40	40	1
Theft From Building	49	10	10	1
Theft From Coin Machine	0	0	0	0
Theft From Motor Vehicle	33	3	1	1
Theft of Motor Vehicle Parts	15	0	0	0
Theft - All Other Larceny	29	3	1	1
Crimes Against Society				
Drug/Narcotic Violations	127	123	118	12
Drug/Narcotic Equipment Violations	100	100	19	4
Gambling - Betting/Wagering	0	0	0	0
Gambling - Operating/Promoting	0	0	0	0
Gambling - Equipment Violations	0	0	0	0
Gambling - Sports Tampering	0	0	0	0
Pornography/Obscene Material	1	0	0	0
Prostitution	0	0	0	0
Prostitution Assisting/Promoting	0	0	0	0
Purchasing Prostitution	0	0	0	0
Weapon Law Violations	15	14	6	1
Total Group A Offenses	878	467	333	30



2014 Population Estimate	7,625
Offense Overview	
Offense Total	980
Number Cleared	485
Percent Cleared	49.49 %
Group A Crimes per 100,000 population	12,852.5
Arrest Overview	
Total Arrests	547
Adult Arrests	501
Juvenile Arrests	46
Unknown Age	0
Arrests per 100,000 population	7,173.8
Average number offenses/incident	1.13

Domestic Violence Victims		
Offense	Reported	Cleared
Murder	0	0
Aggravated Assault	19	17
Simple Assault	93	73
Intimidation	3	1
Stalking	0	0
Forcible Rape	3	1
Forcible Sodomy	0	0
Sexual Assault W/Object	1	0
Forcible Fondling	0	0
Incest	0	0
Statutory Rape	0	0
Kidnapping/Abduction	3	2
Total	122	94

TIBRS Group B Arrests		
Offense	Adult	Juvenile
Bad Checks	0	0
Curfew/Vagrancy	0	0
Disorderly Conduct	10	6
DUI	16	0
Drunkenness	30	1
Family-Non Violent	0	0
Liquor Law Violations	1	0
Peeping Tom	0	0
Trespass	14	1
All Other Offenses	52	9
Total Group B	123	17

TIBRS Group A Offenses	Offenses		Arrests	
	Reported	Cleared	Adult	Juvenile
Crimes Against Persons				
Murder	0	0	0	0
Negligent Manslaughter	0	0	0	0
Kidnapping/Abduction	5	2	1	0
Forcible Rape	6	2	1	0
Forcible Sodomy	1	0	0	0
Sexual Assault W/Object	2	1	1	0
Forcible Fondling	0	0	0	0
Incest	0	0	0	0
Statutory Rape	0	0	0	0
Aggravated Assault	38	28	16	2
Simple Assault	168	104	75	10
Intimidation	9	3	1	0
Stalking	0	0	0	0
Commercial Sex Acts	0	0	0	0
Involuntary Servitude	0	0	0	0
Crimes Against Property				
Arson	0	0	0	0
Bribery	0	0	0	0
Burglary	61	14	13	2
Counterfeiting/Forgery	41	26	25	0
Destruction/Damage/Vandalism	135	30	14	0
Embezzlement	0	0	0	0
Extortion/Blackmail	0	0	0	0
Fraud - False Pretenses	51	24	2	0
Fraud - Credit Card/ATM	9	1	0	0
Fraud - Impersonation	4	2	1	0
Fraud - Welfare	0	0	0	0
Fraud - Wire	0	0	0	0
Motor Vehicle Theft	9	3	1	0
Robbery	7	3	2	0
Stolen Property Offenses	2	0	1	0
Theft - Pocket-picking	0	0	0	0
Theft - Purse Snatching	0	0	0	0
Theft - Shoplifting	113	87	90	2
Theft From Building	62	19	16	0
Theft From Coin Machine	0	0	0	0
Theft From Motor Vehicle	31	3	1	0
Theft of Motor Vehicle Parts	7	0	0	0
Theft - All Other Larceny	71	13	20	2
Crimes Against Society				
Drug/Narcotic Violations	113	89	82	10
Drug/Narcotic Equipment Violations	29	26	12	1
Gambling - Betting/Wagering	0	0	0	0
Gambling - Operating/Promoting	0	0	0	0
Gambling - Equipment Violations	0	0	0	0
Gambling - Sports Tampering	0	0	0	0
Pornography/Obscene Material	0	0	0	0
Prostitution	0	0	0	0
Prostitution Assisting/Promoting	0	0	0	0
Purchasing Prostitution	0	0	0	0
Weapon Law Violations	6	5	3	0
Total Group A Offenses	980	485	378	29



2014 Population Estimate	670
Offense Overview	
Offense Total	11
Number Cleared	0
Percent Cleared	0.00 %
Group A Crimes per 100,000 population	1,641.8
Arrest Overview	
Total Arrests	1
Adult Arrests	1
Juvenile Arrests	0
Unknown Age	0
Arrests per 100,000 population	149.3
Average number offenses/incident	1.00

Domestic Violence Victims		
Offense	Reported	Cleared
Murder	0	0
Aggravated Assault	0	0
Simple Assault	2	0
Intimidation	1	0
Stalking	0	0
Forcible Rape	0	0
Forcible Sodomy	0	0
Sexual Assault W/Object	0	0
Forcible Fondling	0	0
Incest	0	0
Statutory Rape	0	0
Kidnapping/Abduction	0	0
Total	3	0

TIBRS Group B Arrests		
Offense	Adult	Juvenile
Bad Checks	0	0
Curfew/Vagrancy	0	0
Disorderly Conduct	0	0
DUI	0	0
Drunkenness	1	0
Family-Non Violent	0	0
Liquor Law Violations	0	0
Peeping Tom	0	0
Trespass	0	0
All Other Offenses	0	0
Total Group B	1	0

TIBRS Group A Offenses	Offenses		Arrests	
	Reported	Cleared	Adult	Juvenile
Crimes Against Persons				
Murder	0	0	0	0
Negligent Manslaughter	0	0	0	0
Kidnapping/Abduction	0	0	0	0
Forcible Rape	0	0	0	0
Forcible Sodomy	0	0	0	0
Sexual Assault W/Object	0	0	0	0
Forcible Fondling	0	0	0	0
Incest	0	0	0	0
Statutory Rape	0	0	0	0
Aggravated Assault	0	0	0	0
Simple Assault	3	0	0	0
Intimidation	1	0	0	0
Stalking	1	0	0	0
Commercial Sex Acts	0	0	0	0
Involuntary Servitude	0	0	0	0
Crimes Against Property				
Arson	0	0	0	0
Bribery	0	0	0	0
Burglary	3	0	0	0
Counterfeiting/Forgery	0	0	0	0
Destruction/Damage/Vandalism	1	0	0	0
Embezzlement	0	0	0	0
Extortion/Blackmail	0	0	0	0
Fraud - False Pretenses	0	0	0	0
Fraud - Credit Card/ATM	0	0	0	0
Fraud - Impersonation	0	0	0	0
Fraud - Welfare	0	0	0	0
Fraud - Wire	0	0	0	0
Motor Vehicle Theft	0	0	0	0
Robbery	0	0	0	0
Stolen Property Offenses	0	0	0	0
Theft - Pocket-picking	0	0	0	0
Theft - Purse Snatching	0	0	0	0
Theft - Shoplifting	0	0	0	0
Theft From Building	0	0	0	0
Theft From Coin Machine	0	0	0	0
Theft From Motor Vehicle	0	0	0	0
Theft of Motor Vehicle Parts	0	0	0	0
Theft - All Other Larceny	2	0	0	0
Crimes Against Society				
Drug/Narcotic Violations	0	0	0	0
Drug/Narcotic Equipment Violations	0	0	0	0
Gambling - Betting/Wagering	0	0	0	0
Gambling - Operating/Promoting	0	0	0	0
Gambling - Equipment Violations	0	0	0	0
Gambling - Sports Tampering	0	0	0	0
Pornography/Obscene Material	0	0	0	0
Prostitution	0	0	0	0
Prostitution Assisting/Promoting	0	0	0	0
Purchasing Prostitution	0	0	0	0
Weapon Law Violations	0	0	0	0
Total Group A Offenses	11	0	0	0



Red Bank Police Department - 2015

2014 Population Estimate 11,784

Offense Overview

Offense Total 1,146
 Number Cleared 679
 Percent Cleared 59.25 %
 Group A Crimes per 100,000 population 9,725.1

Arrest Overview

Total Arrests 882
 Adult Arrests 854
 Juvenile Arrests 28
 Unknown Age 0
 Arrests per 100,000 population 7,484.7
 Average number offenses/incident 1.24

Domestic Violence Victims		
Offense	Reported	Cleared
Murder	0	0
Aggravated Assault	39	36
Simple Assault	91	83
Intimidation	1	1
Stalking	4	4
Forcible Rape	4	1
Forcible Sodomy	2	0
Sexual Assault W/Object	0	0
Forcible Fondling	2	1
Incest	2	0
Statutory Rape	0	0
Kidnapping/Abduction	5	5
Total	150	131

TIBRS Group B Arrests		
Offense	Adult	Juvenile
Bad Checks	0	0
Curfew/Vagrancy	0	0
Disorderly Conduct	3	0
DUI	51	0
Drunkenness	30	1
Family-Non Violent	2	0
Liquor Law Violations	1	0
Peeping Tom	0	0
Trespass	2	0
All Other Offenses	261	1
Total Group B	350	2

TIBRS Group A Offenses	Offenses		Arrests	
	Reported	Cleared	Adult	Juvenile
Crimes Against Persons				
Murder	0	0	0	0
Negligent Manslaughter	0	0	0	0
Kidnapping/Abduction	5	5	5	0
Forcible Rape	8	1	1	0
Forcible Sodomy	4	0	0	0
Sexual Assault W/Object	0	0	0	0
Forcible Fondling	4	2	1	0
Incest	2	0	0	0
Statutory Rape	0	0	0	0
Aggravated Assault	56	50	39	3
Simple Assault	146	115	80	11
Intimidation	7	5	3	0
Stalking	4	4	4	0
Commercial Sex Acts	0	0	0	0
Involuntary Servitude	0	0	0	0
Crimes Against Property				
Arson	3	2	0	0
Bribery	0	0	0	0
Burglary	64	13	10	0
Counterfeiting/Forgery	16	1	3	0
Destruction/Damage/Vandalism	71	18	6	1
Embezzlement	0	0	0	0
Extortion/Blackmail	1	0	0	0
Fraud - False Pretenses	11	4	1	0
Fraud - Credit Card/ATM	10	1	0	0
Fraud - Impersonation	17	7	5	2
Fraud - Welfare	0	0	0	0
Fraud - Wire	1	0	0	0
Motor Vehicle Theft	21	2	3	0
Robbery	12	7	7	0
Stolen Property Offenses	8	8	8	0
Theft - Pocket-picking	2	0	2	0
Theft - Purse Snatching	1	0	0	0
Theft - Shoplifting	66	35	26	1
Theft From Building	42	12	13	0
Theft From Coin Machine	0	0	1	0
Theft From Motor Vehicle	65	1	1	1
Theft of Motor Vehicle Parts	14	2	2	0
Theft - All Other Larceny	90	13	18	2
Crimes Against Society				
Drug/Narcotic Violations	213	201	205	4
Drug/Narcotic Equipment Violations	164	155	56	1
Gambling - Betting/Wagering	0	0	0	0
Gambling - Operating/Promoting	0	0	0	0
Gambling - Equipment Violations	0	0	0	0
Gambling - Sports Tampering	0	0	0	0
Pornography/Obscene Material	1	0	0	0
Prostitution	0	0	0	0
Prostitution Assisting/Promoting	0	0	0	0
Purchasing Prostitution	0	0	0	0
Weapon Law Violations	17	15	4	0
Total Group A Offenses	1,146	679	504	26



2014 Population Estimate 1,135

Offense Overview

Offense Total 97
 Number Cleared 36
 Percent Cleared 37.11 %

Group A Crimes per 100,000 population 8,546.3

Arrest Overview

Total Arrests 52
 Adult Arrests 40
 Juvenile Arrests 12
 Unknown Age 0

Arrests per 100,000 population 4,581.5

Average number offenses/incident 1.17

Domestic Violence Victims		
Offense	Reported	Cleared
Murder	0	0
Aggravated Assault	0	0
Simple Assault	7	6
Intimidation	6	0
Stalking	0	0
Forcible Rape	0	0
Forcible Sodomy	0	0
Sexual Assault W/Object	0	0
Forcible Fondling	2	0
Incest	0	0
Statutory Rape	0	0
Kidnapping/Abduction	0	0
Total	15	6

TIBRS Group B Arrests		
Offense	Adult	Juvenile
Bad Checks	0	0
Curfew/Vagrancy	0	0
Disorderly Conduct	0	0
DUI	7	0
Drunkenness	5	0
Family-Non Violent	0	0
Liquor Law Violations	0	0
Peeping Tom	0	0
Trespass	5	0
All Other Offenses	0	0
Total Group B	17	0

TIBRS Group A Offenses	Offenses		Arrests	
	Reported	Cleared	Adult	Juvenile
Crimes Against Persons				
Murder	0	0	0	0
Negligent Manslaughter	0	0	0	0
Kidnapping/Abduction	0	0	0	0
Forcible Rape	0	0	0	0
Forcible Sodomy	0	0	0	0
Sexual Assault W/Object	0	0	0	0
Forcible Fondling	2	0	0	0
Incest	0	0	0	0
Statutory Rape	0	0	0	0
Aggravated Assault	4	2	1	0
Simple Assault	12	8	8	0
Intimidation	10	0	0	0
Stalking	0	0	0	0
Commercial Sex Acts	0	0	0	0
Involuntary Servitude	0	0	0	0
Crimes Against Property				
Arson	1	0	0	0
Bribery	0	0	0	0
Burglary	8	1	2	0
Counterfeiting/Forgery	0	0	0	0
Destruction/Damage/Vandalism	15	6	3	9
Embezzlement	0	0	0	0
Extortion/Blackmail	0	0	0	0
Fraud - False Pretenses	1	0	0	0
Fraud - Credit Card/ATM	0	0	0	0
Fraud - Impersonation	0	0	0	0
Fraud - Welfare	0	0	0	0
Fraud - Wire	0	0	0	0
Motor Vehicle Theft	0	0	0	0
Robbery	1	0	0	0
Stolen Property Offenses	0	0	0	0
Theft - Pocket-picking	0	0	0	0
Theft - Purse Snatching	0	0	0	0
Theft - Shoplifting	2	2	2	0
Theft From Building	10	0	0	0
Theft From Coin Machine	1	0	0	0
Theft From Motor Vehicle	5	0	0	0
Theft of Motor Vehicle Parts	4	0	0	0
Theft - All Other Larceny	3	0	0	0
Crimes Against Society				
Drug/Narcotic Violations	8	8	3	3
Drug/Narcotic Equipment Violations	8	8	2	0
Gambling - Betting/Wagering	0	0	0	0
Gambling - Operating/Promoting	0	0	0	0
Gambling - Equipment Violations	0	0	0	0
Gambling - Sports Tampering	0	0	0	0
Pornography/Obscene Material	0	0	0	0
Prostitution	0	0	0	0
Prostitution Assisting/Promoting	0	0	0	0
Purchasing Prostitution	0	0	0	0
Weapon Law Violations	2	1	2	0
Total Group A Offenses	97	36	23	12



2014 Population Estimate	1,732
Offense Overview	
Offense Total	78
Number Cleared	34
Percent Cleared	43.59 %
Group A Crimes per 100,000 population	4,503.5
Arrest Overview	
Total Arrests	46
Adult Arrests	43
Juvenile Arrests	3
Unknown Age	0
Arrests per 100,000 population	2,655.9
Average number offenses/incident	1.07

Domestic Violence Victims		
Offense	Reported	Cleared
Murder	0	0
Aggravated Assault	3	3
Simple Assault	10	10
Intimidation	1	0
Stalking	0	0
Forcible Rape	1	1
Forcible Sodomy	0	0
Sexual Assault W/Object	0	0
Forcible Fondling	0	0
Incest	0	0
Statutory Rape	0	0
Kidnapping/Abduction	0	0
Total	15	14

TIBRS Group B Arrests		
Offense	Adult	Juvenile
Bad Checks	0	0
Curfew/Vagrancy	0	0
Disorderly Conduct	3	0
DUI	1	0
Drunkenness	6	0
Family-Non Violent	0	0
Liquor Law Violations	0	0
Peeping Tom	0	0
Trespass	2	0
All Other Offenses	3	0
Total Group B	15	0

TIBRS Group A Offenses	Offenses		Arrests	
	Reported	Cleared	Adult	Juvenile
Crimes Against Persons				
Murder	0	0	0	0
Negligent Manslaughter	0	0	0	0
Kidnapping/Abduction	0	0	0	0
Forcible Rape	1	1	0	1
Forcible Sodomy	0	0	0	0
Sexual Assault W/Object	0	0	0	0
Forcible Fondling	0	0	0	0
Incest	0	0	0	0
Statutory Rape	0	0	0	0
Aggravated Assault	6	6	5	0
Simple Assault	13	11	9	2
Intimidation	1	0	0	0
Stalking	0	0	0	0
Commercial Sex Acts	0	0	0	0
Involuntary Servitude	0	0	0	0
Crimes Against Property				
Arson	1	0	0	0
Bribery	0	0	0	0
Burglary	7	1	1	0
Counterfeiting/Forgery	1	1	1	0
Destruction/Damage/Vandalism	12	4	3	0
Embezzlement	0	0	0	0
Extortion/Blackmail	0	0	0	0
Fraud - False Pretenses	0	0	0	0
Fraud - Credit Card/ATM	2	0	0	0
Fraud - Impersonation	0	0	0	0
Fraud - Welfare	0	0	0	0
Fraud - Wire	0	0	0	0
Motor Vehicle Theft	0	0	0	0
Robbery	0	0	0	0
Stolen Property Offenses	0	0	0	0
Theft - Pocket-picking	0	0	0	0
Theft - Purse Snatching	0	0	0	0
Theft - Shoplifting	2	1	1	0
Theft From Building	12	3	2	0
Theft From Coin Machine	0	0	0	0
Theft From Motor Vehicle	7	2	2	0
Theft of Motor Vehicle Parts	1	0	0	0
Theft - All Other Larceny	12	4	4	0
Crimes Against Society				
Drug/Narcotic Violations	0	0	0	0
Drug/Narcotic Equipment Violations	0	0	0	0
Gambling - Betting/Wagering	0	0	0	0
Gambling - Operating/Promoting	0	0	0	0
Gambling - Equipment Violations	0	0	0	0
Gambling - Sports Tampering	0	0	0	0
Pornography/Obscene Material	0	0	0	0
Prostitution	0	0	0	0
Prostitution Assisting/Promoting	0	0	0	0
Purchasing Prostitution	0	0	0	0
Weapon Law Violations	0	0	0	0
Total Group A Offenses	78	34	28	3



2014 Population Estimate	1,979
Offense Overview	
Offense Total	23
Number Cleared	10
Percent Cleared	43.48 %
Group A Crimes per 100,000 population	1,162.2
Arrest Overview	
Total Arrests	15
Adult Arrests	13
Juvenile Arrests	2
Unknown Age	0
Arrests per 100,000 population	758.0
Average number offenses/incident	1.00

Domestic Violence Victims		
Offense	Reported	Cleared
Murder	0	0
Aggravated Assault	2	2
Simple Assault	5	3
Intimidation	0	0
Stalking	0	0
Forcible Rape	0	0
Forcible Sodomy	0	0
Sexual Assault W/Object	0	0
Forcible Fondling	0	0
Incest	0	0
Statutory Rape	0	0
Kidnapping/Abduction	0	0
Total	7	5

TIBRS Group B Arrests		
Offense	Adult	Juvenile
Bad Checks	0	0
Curfew/Vagrancy	0	0
Disorderly Conduct	0	0
DUI	4	0
Drunkenness	0	0
Family-Non Violent	0	0
Liquor Law Violations	0	0
Peeping Tom	0	0
Trespass	0	0
All Other Offenses	1	0
Total Group B	5	0

TIBRS Group A Offenses	Offenses		Arrests	
	Reported	Cleared	Adult	Juvenile
Crimes Against Persons				
Murder	0	0	0	0
Negligent Manslaughter	0	0	0	0
Kidnapping/Abduction	0	0	0	0
Forcible Rape	0	0	0	0
Forcible Sodomy	0	0	0	0
Sexual Assault W/Object	0	0	0	0
Forcible Fondling	0	0	0	0
Incest	0	0	0	0
Statutory Rape	0	0	0	0
Aggravated Assault	2	2	2	0
Simple Assault	5	3	3	0
Intimidation	2	0	0	0
Stalking	0	0	0	0
Commercial Sex Acts	0	0	0	0
Involuntary Servitude	0	0	0	0
Crimes Against Property				
Arson	0	0	0	0
Bribery	0	0	0	0
Burglary	3	1	0	1
Counterfeiting/Forgery	2	0	0	0
Destruction/Damage/Vandalism	1	0	0	0
Embezzlement	0	0	0	0
Extortion/Blackmail	0	0	0	0
Fraud - False Pretenses	0	0	0	0
Fraud - Credit Card/ATM	0	0	0	0
Fraud - Impersonation	0	0	0	0
Fraud - Welfare	0	0	0	0
Fraud - Wire	0	0	0	0
Motor Vehicle Theft	0	0	0	0
Robbery	0	0	0	0
Stolen Property Offenses	0	0	0	0
Theft - Pocket-picking	0	0	0	0
Theft - Purse Snatching	0	0	0	0
Theft - Shoplifting	1	1	1	0
Theft From Building	1	0	0	0
Theft From Coin Machine	0	0	0	0
Theft From Motor Vehicle	0	0	0	0
Theft of Motor Vehicle Parts	2	0	0	0
Theft - All Other Larceny	1	0	0	0
Crimes Against Society				
Drug/Narcotic Violations	2	2	1	1
Drug/Narcotic Equipment Violations	1	1	1	0
Gambling - Betting/Wagering	0	0	0	0
Gambling - Operating/Promoting	0	0	0	0
Gambling - Equipment Violations	0	0	0	0
Gambling - Sports Tampering	0	0	0	0
Pornography/Obscene Material	0	0	0	0
Prostitution	0	0	0	0
Prostitution Assisting/Promoting	0	0	0	0
Purchasing Prostitution	0	0	0	0
Weapon Law Violations	0	0	0	0
Total Group A Offenses	23	10	8	2



2014 Population Estimate	8,257
Offense Overview	
Offense Total	978
Number Cleared	214
Percent Cleared	21.88 %
Group A Crimes per 100,000 population	11,844.5
Arrest Overview	
Total Arrests	299
Adult Arrests	268
Juvenile Arrests	31
Unknown Age	0
Arrests per 100,000 population	3,621.2
Average number offenses/incident	1.21

Domestic Violence Victims		
Offense	Reported	Cleared
Murder	0	0
Aggravated Assault	27	20
Simple Assault	81	42
Intimidation	13	0
Stalking	0	0
Forcible Rape	0	0
Forcible Sodomy	0	0
Sexual Assault W/Object	0	0
Forcible Fondling	1	0
Incest	0	0
Statutory Rape	0	0
Kidnapping/Abduction	2	1
Total	124	63

TIBRS Group B Arrests		
Offense	Adult	Juvenile
Bad Checks	1	0
Curfew/Vagrancy	0	1
Disorderly Conduct	11	0
DUI	12	0
Drunkenness	6	0
Family-Non Violent	4	0
Liquor Law Violations	2	0
Peeping Tom	0	0
Trespass	10	0
All Other Offenses	49	0
Total Group B	95	1

TIBRS Group A Offenses	Offenses		Arrests	
	Reported	Cleared	Adult	Juvenile
Crimes Against Persons				
Murder	1	0	0	0
Negligent Manslaughter	0	0	0	0
Kidnapping/Abduction	2	1	0	0
Forcible Rape	1	0	0	0
Forcible Sodomy	1	0	0	0
Sexual Assault W/Object	1	0	0	0
Forcible Fondling	3	1	1	0
Incest	0	0	0	0
Statutory Rape	0	0	0	0
Aggravated Assault	76	36	35	1
Simple Assault	137	72	58	9
Intimidation	46	1	0	0
Stalking	0	0	0	0
Commercial Sex Acts	0	0	0	0
Involuntary Servitude	0	0	0	0
Crimes Against Property				
Arson	3	1	1	0
Bribery	0	0	0	0
Burglary	163	8	6	1
Counterfeiting/Forgery	16	1	1	0
Destruction/Damage/Vandalism	136	18	10	0
Embezzlement	6	2	2	0
Extortion/Blackmail	1	0	0	0
Fraud - False Pretenses	37	1	0	0
Fraud - Credit Card/ATM	15	0	0	0
Fraud - Impersonation	8	0	0	0
Fraud - Welfare	0	0	0	0
Fraud - Wire	1	0	0	0
Motor Vehicle Theft	22	1	1	0
Robbery	13	2	3	0
Stolen Property Offenses	0	0	0	0
Theft - Pocket-picking	0	0	0	0
Theft - Purse Snatching	0	0	0	0
Theft - Shoplifting	42	25	24	7
Theft From Building	46	0	0	0
Theft From Coin Machine	1	0	0	0
Theft From Motor Vehicle	43	2	3	0
Theft of Motor Vehicle Parts	71	1	2	0
Theft - All Other Larceny	48	7	4	9
Crimes Against Society				
Drug/Narcotic Violations	20	18	17	3
Drug/Narcotic Equipment Violations	13	12	1	0
Gambling - Betting/Wagering	0	0	0	0
Gambling - Operating/Promoting	0	0	0	0
Gambling - Equipment Violations	0	0	0	0
Gambling - Sports Tampering	0	0	0	0
Pornography/Obscene Material	1	0	0	0
Prostitution	0	0	0	0
Prostitution Assisting/Promoting	0	0	0	0
Purchasing Prostitution	0	0	0	0
Weapon Law Violations	4	4	4	0
Total Group A Offenses	978	214	173	30



Rockwood Police Department - 2015

2014 Population Estimate 5,427

Offense Overview

Offense Total 797
 Number Cleared 393
 Percent Cleared 49.31 %
 Group A Crimes per 100,000 population 14,685.8

Arrest Overview

Total Arrests 446
 Adult Arrests 436
 Juvenile Arrests 10
 Unknown Age 0
 Arrests per 100,000 population 8,218.2
 Average number offenses/incident 1.16

Domestic Violence Victims		
Offense	Reported	Cleared
Murder	0	0
Aggravated Assault	12	12
Simple Assault	50	42
Intimidation	17	9
Stalking	0	0
Forcible Rape	1	1
Forcible Sodomy	0	0
Sexual Assault W/Object	0	0
Forcible Fondling	0	0
Incest	0	0
Statutory Rape	0	0
Kidnapping/Abduction	3	3
Total	83	67

TIBRS Group B Arrests		
Offense	Adult	Juvenile
Bad Checks	0	0
Curfew/Vagrancy	0	4
Disorderly Conduct	11	0
DUI	32	0
Drunkenness	31	0
Family-Non Violent	0	0
Liquor Law Violations	8	0
Peeping Tom	0	0
Trespass	22	0
All Other Offenses	17	2
Total Group B	121	6

TIBRS Group A Offenses	Offenses		Arrests	
	Reported	Cleared	Adult	Juvenile
Crimes Against Persons				
Murder	0	0	0	0
Negligent Manslaughter	0	0	0	0
Kidnapping/Abduction	3	3	0	0
Forcible Rape	1	1	1	0
Forcible Sodomy	0	0	0	0
Sexual Assault W/Object	0	0	0	0
Forcible Fondling	0	0	0	0
Incest	0	0	0	0
Statutory Rape	0	0	0	0
Aggravated Assault	25	18	15	0
Simple Assault	85	60	52	2
Intimidation	37	14	8	0
Stalking	2	1	1	0
Commercial Sex Acts	0	0	0	0
Involuntary Servitude	0	0	0	0
Crimes Against Property				
Arson	0	0	0	0
Bribery	0	0	0	0
Burglary	82	9	7	0
Counterfeiting/Forgery	9	4	1	0
Destruction/Damage/Vandalism	70	12	3	0
Embezzlement	0	0	0	0
Extortion/Blackmail	0	0	0	0
Fraud - False Pretenses	0	0	0	0
Fraud - Credit Card/ATM	40	0	0	0
Fraud - Impersonation	2	2	1	0
Fraud - Welfare	0	0	0	0
Fraud - Wire	0	0	0	0
Motor Vehicle Theft	17	8	6	0
Robbery	2	1	3	0
Stolen Property Offenses	0	0	0	0
Theft - Pocket-picking	1	0	0	0
Theft - Purse Snatching	0	0	0	0
Theft - Shoplifting	122	99	108	2
Theft From Building	11	1	0	0
Theft From Coin Machine	0	0	0	0
Theft From Motor Vehicle	18	3	1	0
Theft of Motor Vehicle Parts	6	1	2	0
Theft - All Other Larceny	120	16	11	0
Crimes Against Society				
Drug/Narcotic Violations	81	79	72	0
Drug/Narcotic Equipment Violations	62	60	23	0
Gambling - Betting/Wagering	0	0	0	0
Gambling - Operating/Promoting	0	0	0	0
Gambling - Equipment Violations	0	0	0	0
Gambling - Sports Tampering	0	0	0	0
Pornography/Obscene Material	0	0	0	0
Prostitution	0	0	0	0
Prostitution Assisting/Promoting	0	0	0	0
Purchasing Prostitution	0	0	0	0
Weapon Law Violations	1	1	0	0
Total Group A Offenses	797	393	315	4



2014 Population Estimate	N/A
Offense Overview	
Offense Total	197
Number Cleared	87
Percent Cleared	44.16 %
Group A Crimes per 100,000 population	N/A
Arrest Overview	
Total Arrests	155
Adult Arrests	147
Juvenile Arrests	8
Unknown Age	0
Arrests per 100,000 population	N/A
Average number offenses/incident	1.11

Domestic Violence Victims		
Offense	Reported	Cleared
Murder	0	0
Aggravated Assault	2	2
Simple Assault	16	14
Intimidation	2	2
Stalking	0	0
Forcible Rape	0	0
Forcible Sodomy	0	0
Sexual Assault W/Object	0	0
Forcible Fondling	0	0
Incest	0	0
Statutory Rape	0	0
Kidnapping/Abduction	0	0
Total	20	18

TIBRS Group B Arrests		
Offense	Adult	Juvenile
Bad Checks	1	0
Curfew/Vagrancy	0	0
Disorderly Conduct	3	0
DUI	5	0
Drunkenness	8	0
Family-Non Violent	0	0
Liquor Law Violations	1	0
Peeping Tom	0	0
Trespass	17	0
All Other Offenses	51	3
Total Group B	86	3

TIBRS Group A Offenses	Offenses		Arrests	
	Reported	Cleared	Adult	Juvenile
Crimes Against Persons				
Murder	0	0	0	0
Negligent Manslaughter	0	0	0	0
Kidnapping/Abduction	0	0	0	0
Forcible Rape	0	0	0	0
Forcible Sodomy	1	0	0	0
Sexual Assault W/Object	0	0	0	0
Forcible Fondling	2	2	1	0
Incest	0	0	0	0
Statutory Rape	0	0	0	0
Aggravated Assault	11	9	3	0
Simple Assault	29	24	16	4
Intimidation	3	2	1	0
Stalking	0	0	0	0
Commercial Sex Acts	0	0	0	0
Involuntary Servitude	0	0	0	0
Crimes Against Property				
Arson	0	0	0	0
Bribery	0	0	0	0
Burglary	26	8	8	0
Counterfeiting/Forgery	3	0	0	0
Destruction/Damage/Vandalism	28	5	4	0
Embezzlement	2	0	0	0
Extortion/Blackmail	0	0	0	0
Fraud - False Pretenses	1	0	0	0
Fraud - Credit Card/ATM	3	3	1	0
Fraud - Impersonation	1	1	1	0
Fraud - Welfare	0	0	0	0
Fraud - Wire	1	0	0	0
Motor Vehicle Theft	17	5	3	1
Robbery	0	0	0	0
Stolen Property Offenses	0	0	0	0
Theft - Pocket-picking	0	0	0	0
Theft - Purse Snatching	0	0	0	0
Theft - Shoplifting	15	13	13	0
Theft From Building	16	6	4	0
Theft From Coin Machine	0	0	0	0
Theft From Motor Vehicle	11	1	1	0
Theft of Motor Vehicle Parts	2	0	0	0
Theft - All Other Larceny	19	3	2	0
Crimes Against Society				
Drug/Narcotic Violations	4	3	2	0
Drug/Narcotic Equipment Violations	1	1	0	0
Gambling - Betting/Wagering	0	0	0	0
Gambling - Operating/Promoting	0	0	0	0
Gambling - Equipment Violations	0	0	0	0
Gambling - Sports Tampering	0	0	0	0
Pornography/Obscene Material	0	0	0	0
Prostitution	0	0	0	0
Prostitution Assisting/Promoting	0	0	0	0
Purchasing Prostitution	0	0	0	0
Weapon Law Violations	1	1	1	0
Total Group A Offenses	197	87	61	5



Rogersville Police Department - 2015

2014 Population Estimate 4,406

Offense Overview

Offense Total 521
 Number Cleared 171
 Percent Cleared 32.82 %

Group A Crimes per 100,000 population 11,824.8

Arrest Overview

Total Arrests 214
 Adult Arrests 198
 Juvenile Arrests 16
 Unknown Age 0

Arrests per 100,000 population 4,857.0

Average number offenses/incident 1.18

Domestic Violence Victims		
Offense	Reported	Cleared
Murder	0	0
Aggravated Assault	2	1
Simple Assault	23	7
Intimidation	4	2
Stalking	0	0
Forcible Rape	1	0
Forcible Sodomy	0	0
Sexual Assault W/Object	0	0
Forcible Fondling	0	0
Incest	0	0
Statutory Rape	0	0
Kidnapping/Abduction	0	0
Total	30	10

TIBRS Group B Arrests		
Offense	Adult	Juvenile
Bad Checks	0	0
Curfew/Vagrancy	0	0
Disorderly Conduct	4	0
DUI	2	0
Drunkenness	26	0
Family-Non Violent	0	0
Liquor Law Violations	0	0
Peeping Tom	0	0
Trespass	8	0
All Other Offenses	11	1
Total Group B	51	1

TIBRS Group A Offenses	Offenses		Arrests	
	Reported	Cleared	Adult	Juvenile
Crimes Against Persons				
Murder	0	0	0	0
Negligent Manslaughter	0	0	0	0
Kidnapping/Abduction	0	0	0	0
Forcible Rape	2	0	0	0
Forcible Sodomy	0	0	0	0
Sexual Assault W/Object	0	0	0	0
Forcible Fondling	3	0	0	0
Incest	0	0	0	0
Statutory Rape	0	0	0	0
Aggravated Assault	18	5	2	0
Simple Assault	50	15	11	1
Intimidation	18	4	2	2
Stalking	0	0	0	0
Commercial Sex Acts	0	0	0	0
Involuntary Servitude	0	0	0	0
Crimes Against Property				
Arson	1	0	0	0
Bribery	0	0	0	0
Burglary	64	3	3	0
Counterfeiting/Forgery	23	2	1	0
Destruction/Damage/Vandalism	48	4	3	0
Embezzlement	6	2	2	0
Extortion/Blackmail	0	0	0	0
Fraud - False Pretenses	26	9	7	0
Fraud - Credit Card/ATM	31	3	2	0
Fraud - Impersonation	3	2	0	0
Fraud - Welfare	0	0	0	0
Fraud - Wire	0	0	0	0
Motor Vehicle Theft	9	0	0	0
Robbery	6	1	1	0
Stolen Property Offenses	0	0	0	0
Theft - Pocket-picking	0	0	0	0
Theft - Purse Snatching	0	0	0	0
Theft - Shoplifting	92	85	88	10
Theft From Building	32	3	1	2
Theft From Coin Machine	3	0	0	0
Theft From Motor Vehicle	21	0	0	0
Theft of Motor Vehicle Parts	15	0	0	0
Theft - All Other Larceny	16	1	1	0
Crimes Against Society				
Drug/Narcotic Violations	15	15	18	0
Drug/Narcotic Equipment Violations	15	15	4	0
Gambling - Betting/Wagering	0	0	0	0
Gambling - Operating/Promoting	0	0	0	0
Gambling - Equipment Violations	0	0	0	0
Gambling - Sports Tampering	0	0	0	0
Pornography/Obscene Material	0	0	0	0
Prostitution	0	0	0	0
Prostitution Assisting/Promoting	0	0	0	0
Purchasing Prostitution	0	0	0	0
Weapon Law Violations	4	2	1	0
Total Group A Offenses	521	171	147	15



Rossville Police Department - 2015

2014 Population Estimate **704**

Offense Overview

Offense Total 31

Number Cleared 3

Percent Cleared 9.68 %

Group A Crimes per 100,000 population 4,403.4

Arrest Overview

Total Arrests 10

Adult Arrests 10

Juvenile Arrests 0

Unknown Age 0

Arrests per 100,000 population 1,420.5

Average number offenses/incident 1.03

Domestic Violence Victims		
Offense	Reported	Cleared
Murder	0	0
Aggravated Assault	0	0
Simple Assault	1	1
Intimidation	2	0
Stalking	0	0
Forcible Rape	0	0
Forcible Sodomy	0	0
Sexual Assault W/Object	0	0
Forcible Fondling	0	0
Incest	0	0
Statutory Rape	0	0
Kidnapping/Abduction	0	0
Total	3	1

TIBRS Group B Arrests		
Offense	Adult	Juvenile
Bad Checks	0	0
Curfew/Vagrancy	0	0
Disorderly Conduct	0	0
DUI	7	0
Drunkenness	0	0
Family-Non Violent	0	0
Liquor Law Violations	0	0
Peeping Tom	0	0
Trespass	0	0
All Other Offenses	0	0
Total Group B	7	0

TIBRS Group A Offenses	Offenses		Arrests	
	Reported	Cleared	Adult	Juvenile
Crimes Against Persons				
Murder	0	0	0	0
Negligent Manslaughter	0	0	0	0
Kidnapping/Abduction	0	0	0	0
Forcible Rape	0	0	0	0
Forcible Sodomy	0	0	0	0
Sexual Assault W/Object	0	0	0	0
Forcible Fondling	0	0	0	0
Incest	0	0	0	0
Statutory Rape	0	0	0	0
Aggravated Assault	1	0	0	0
Simple Assault	2	1	1	0
Intimidation	6	0	0	0
Stalking	0	0	0	0
Commercial Sex Acts	0	0	0	0
Involuntary Servitude	0	0	0	0
Crimes Against Property				
Arson	0	0	0	0
Bribery	0	0	0	0
Burglary	1	0	0	0
Counterfeiting/Forgery	1	0	0	0
Destruction/Damage/Vandalism	5	0	0	0
Embezzlement	0	0	0	0
Extortion/Blackmail	0	0	0	0
Fraud - False Pretenses	0	0	0	0
Fraud - Credit Card/ATM	0	0	0	0
Fraud - Impersonation	0	0	0	0
Fraud - Welfare	0	0	0	0
Fraud - Wire	0	0	0	0
Motor Vehicle Theft	0	0	0	0
Robbery	0	0	0	0
Stolen Property Offenses	0	0	0	0
Theft - Pocket-picking	0	0	0	0
Theft - Purse Snatching	0	0	0	0
Theft - Shoplifting	2	0	0	0
Theft From Building	1	1	1	0
Theft From Coin Machine	0	0	0	0
Theft From Motor Vehicle	1	0	0	0
Theft of Motor Vehicle Parts	2	0	0	0
Theft - All Other Larceny	8	0	0	0
Crimes Against Society				
Drug/Narcotic Violations	0	0	0	0
Drug/Narcotic Equipment Violations	1	1	1	0
Gambling - Betting/Wagering	0	0	0	0
Gambling - Operating/Promoting	0	0	0	0
Gambling - Equipment Violations	0	0	0	0
Gambling - Sports Tampering	0	0	0	0
Pornography/Obscene Material	0	0	0	0
Prostitution	0	0	0	0
Prostitution Assisting/Promoting	0	0	0	0
Purchasing Prostitution	0	0	0	0
Weapon Law Violations	0	0	0	0
Total Group A Offenses	31	3	3	0



2014 Population Estimate 1,116

Offense Overview

Offense Total 41
Number Cleared 17
Percent Cleared 41.46 %

Group A Crimes per 100,000 population 3,673.8

Arrest Overview

Total Arrests 23
Adult Arrests 22
Juvenile Arrests 1
Unknown Age 0

Arrests per 100,000 population 2,060.9

Average number offenses/incident 1.17

Domestic Violence Victims		
Offense	Reported	Cleared
Murder	0	0
Aggravated Assault	1	0
Simple Assault	9	3
Intimidation	0	0
Stalking	0	0
Forcible Rape	0	0
Forcible Sodomy	0	0
Sexual Assault W/Object	0	0
Forcible Fondling	0	0
Incest	0	0
Statutory Rape	0	0
Kidnapping/Abduction	0	0
Total	10	3

TIBRS Group B Arrests		
Offense	Adult	Juvenile
Bad Checks	0	0
Curfew/Vagrancy	0	0
Disorderly Conduct	0	1
DUI	2	0
Drunkenness	1	0
Family-Non Violent	0	0
Liquor Law Violations	0	0
Peeping Tom	0	0
Trespass	0	0
All Other Offenses	2	0
Total Group B	5	1

TIBRS Group A Offenses	Offenses		Arrests	
	Reported	Cleared	Adult	Juvenile
Crimes Against Persons				
Murder	0	0	0	0
Negligent Manslaughter	0	0	0	0
Kidnapping/Abduction	0	0	0	0
Forcible Rape	0	0	0	0
Forcible Sodomy	0	0	0	0
Sexual Assault W/Object	0	0	0	0
Forcible Fondling	0	0	0	0
Incest	0	0	0	0
Statutory Rape	0	0	0	0
Aggravated Assault	4	2	2	0
Simple Assault	13	5	5	0
Intimidation	0	0	0	0
Stalking	0	0	0	0
Commercial Sex Acts	0	0	0	0
Involuntary Servitude	0	0	0	0
Crimes Against Property				
Arson	0	0	0	0
Bribery	0	0	0	0
Burglary	4	0	0	0
Counterfeiting/Forgery	1	0	0	0
Destruction/Damage/Vandalism	3	0	0	0
Embezzlement	0	0	0	0
Extortion/Blackmail	0	0	0	0
Fraud - False Pretenses	1	0	0	0
Fraud - Credit Card/ATM	1	0	0	0
Fraud - Impersonation	0	0	0	0
Fraud - Welfare	0	0	0	0
Fraud - Wire	0	0	0	0
Motor Vehicle Theft	1	1	1	0
Robbery	0	0	0	0
Stolen Property Offenses	0	0	0	0
Theft - Pocket-picking	0	0	0	0
Theft - Purse Snatching	0	0	0	0
Theft - Shoplifting	1	0	0	0
Theft From Building	0	0	0	0
Theft From Coin Machine	0	0	0	0
Theft From Motor Vehicle	0	0	0	0
Theft of Motor Vehicle Parts	0	0	0	0
Theft - All Other Larceny	3	0	0	0
Crimes Against Society				
Drug/Narcotic Violations	4	4	5	0
Drug/Narcotic Equipment Violations	5	5	4	0
Gambling - Betting/Wagering	0	0	0	0
Gambling - Operating/Promoting	0	0	0	0
Gambling - Equipment Violations	0	0	0	0
Gambling - Sports Tampering	0	0	0	0
Pornography/Obscene Material	0	0	0	0
Prostitution	0	0	0	0
Prostitution Assisting/Promoting	0	0	0	0
Purchasing Prostitution	0	0	0	0
Weapon Law Violations	0	0	0	0
Total Group A Offenses	41	17	17	0



2014 Population Estimate 1,166

Offense Overview

Offense Total 44
Number Cleared 24
Percent Cleared 54.55 %

Group A Crimes per 100,000 population 3,773.6

Arrest Overview

Total Arrests 25
Adult Arrests 25
Juvenile Arrests 0
Unknown Age 0

Arrests per 100,000 population 2,144.1

Average number offenses/incident 1.19

Domestic Violence Victims		
Offense	Reported	Cleared
Murder	0	0
Aggravated Assault	0	0
Simple Assault	0	0
Intimidation	0	0
Stalking	0	0
Forcible Rape	0	0
Forcible Sodomy	0	0
Sexual Assault W/Object	0	0
Forcible Fondling	0	0
Incest	0	0
Statutory Rape	0	0
Kidnapping/Abduction	0	0
Total	0	0

TIBRS Group B Arrests		
Offense	Adult	Juvenile
Bad Checks	0	0
Curfew/Vagrancy	0	0
Disorderly Conduct	0	0
DUI	2	0
Drunkenness	4	0
Family-Non Violent	0	0
Liquor Law Violations	0	0
Peeping Tom	0	0
Trespass	0	0
All Other Offenses	0	0
Total Group B	6	0

TIBRS Group A Offenses	Offenses		Arrests	
	Reported	Cleared	Adult	Juvenile
Crimes Against Persons				
Murder	0	0	0	0
Negligent Manslaughter	0	0	0	0
Kidnapping/Abduction	0	0	0	0
Forcible Rape	0	0	0	0
Forcible Sodomy	0	0	0	0
Sexual Assault W/Object	0	0	0	0
Forcible Fondling	0	0	0	0
Incest	0	0	0	0
Statutory Rape	0	0	0	0
Aggravated Assault	1	1	1	0
Simple Assault	2	1	1	0
Intimidation	0	0	0	0
Stalking	0	0	0	0
Commercial Sex Acts	0	0	0	0
Involuntary Servitude	0	0	0	0
Crimes Against Property				
Arson	0	0	0	0
Bribery	0	0	0	0
Burglary	2	1	1	0
Counterfeiting/Forgery	2	0	0	0
Destruction/Damage/Vandalism	4	2	2	0
Embezzlement	0	0	0	0
Extortion/Blackmail	0	0	0	0
Fraud - False Pretenses	0	0	0	0
Fraud - Credit Card/ATM	0	0	0	0
Fraud - Impersonation	0	0	0	0
Fraud - Welfare	0	0	0	0
Fraud - Wire	0	0	0	0
Motor Vehicle Theft	1	1	0	0
Robbery	0	0	0	0
Stolen Property Offenses	0	0	0	0
Theft - Pocket-picking	0	0	0	0
Theft - Purse Snatching	0	0	0	0
Theft - Shoplifting	1	1	2	0
Theft From Building	4	0	0	0
Theft From Coin Machine	1	0	0	0
Theft From Motor Vehicle	2	0	0	0
Theft of Motor Vehicle Parts	0	0	0	0
Theft - All Other Larceny	8	2	0	0
Crimes Against Society				
Drug/Narcotic Violations	5	5	2	0
Drug/Narcotic Equipment Violations	9	9	9	0
Gambling - Betting/Wagering	0	0	0	0
Gambling - Operating/Promoting	0	0	0	0
Gambling - Equipment Violations	0	0	0	0
Gambling - Sports Tampering	0	0	0	0
Pornography/Obscene Material	0	0	0	0
Prostitution	0	0	0	0
Prostitution Assisting/Promoting	0	0	0	0
Purchasing Prostitution	0	0	0	0
Weapon Law Violations	2	1	1	0
Total Group A Offenses	44	24	19	0



2014 Population Estimate **508**

Offense Overview

Offense Total 21

Number Cleared 1

Percent Cleared 4.76 %

Group A Crimes per 100,000 population 4,133.9

Arrest Overview

Total Arrests 10

Adult Arrests 10

Juvenile Arrests 0

Unknown Age 0

Arrests per 100,000 population 1,968.5

Average number offenses/incident 1.11

Domestic Violence Victims		
Offense	Reported	Cleared
Murder	0	0
Aggravated Assault	0	0
Simple Assault	0	0
Intimidation	0	0
Stalking	0	0
Forcible Rape	0	0
Forcible Sodomy	0	0
Sexual Assault W/Object	0	0
Forcible Fondling	0	0
Incest	0	0
Statutory Rape	0	0
Kidnapping/Abduction	0	0
Total	0	0

TIBRS Group B Arrests		
Offense	Adult	Juvenile
Bad Checks	0	0
Curfew/Vagrancy	0	0
Disorderly Conduct	0	0
DUI	1	0
Drunkenness	0	0
Family-Non Violent	0	0
Liquor Law Violations	8	0
Peeping Tom	0	0
Trespass	0	0
All Other Offenses	0	0
Total Group B	9	0

TIBRS Group A Offenses	Offenses		Arrests	
	Reported	Cleared	Adult	Juvenile
Crimes Against Persons				
Murder	0	0	0	0
Negligent Manslaughter	0	0	0	0
Kidnapping/Abduction	0	0	0	0
Forcible Rape	0	0	0	0
Forcible Sodomy	0	0	0	0
Sexual Assault W/Object	0	0	0	0
Forcible Fondling	0	0	0	0
Incest	0	0	0	0
Statutory Rape	0	0	0	0
Aggravated Assault	0	0	0	0
Simple Assault	3	0	0	0
Intimidation	4	0	0	0
Stalking	0	0	0	0
Commercial Sex Acts	0	0	0	0
Involuntary Servitude	0	0	0	0
Crimes Against Property				
Arson	0	0	0	0
Bribery	0	0	0	0
Burglary	6	0	0	0
Counterfeiting/Forgery	0	0	0	0
Destruction/Damage/Vandalism	3	0	0	0
Embezzlement	0	0	0	0
Extortion/Blackmail	0	0	0	0
Fraud - False Pretenses	0	0	0	0
Fraud - Credit Card/ATM	0	0	0	0
Fraud - Impersonation	0	0	0	0
Fraud - Welfare	0	0	0	0
Fraud - Wire	0	0	0	0
Motor Vehicle Theft	0	0	0	0
Robbery	0	0	0	0
Stolen Property Offenses	0	0	0	0
Theft - Pocket-picking	0	0	0	0
Theft - Purse Snatching	0	0	0	0
Theft - Shoplifting	0	0	0	0
Theft From Building	2	0	0	0
Theft From Coin Machine	0	0	0	0
Theft From Motor Vehicle	0	0	0	0
Theft of Motor Vehicle Parts	0	0	0	0
Theft - All Other Larceny	2	0	0	0
Crimes Against Society				
Drug/Narcotic Violations	1	1	1	0
Drug/Narcotic Equipment Violations	0	0	0	0
Gambling - Betting/Wagering	0	0	0	0
Gambling - Operating/Promoting	0	0	0	0
Gambling - Equipment Violations	0	0	0	0
Gambling - Sports Tampering	0	0	0	0
Pornography/Obscene Material	0	0	0	0
Prostitution	0	0	0	0
Prostitution Assisting/Promoting	0	0	0	0
Purchasing Prostitution	0	0	0	0
Weapon Law Violations	0	0	0	0
Total Group A Offenses	21	1	1	0



2014 Population Estimate	7,053
Offense Overview	
Offense Total	1,322
Number Cleared	566
Percent Cleared	42.81 %
Group A Crimes per 100,000 population	18,743.8
Arrest Overview	
Total Arrests	746
Adult Arrests	714
Juvenile Arrests	32
Unknown Age	0
Arrests per 100,000 population	10,577.1
Average number offenses/incident	1.15

Domestic Violence Victims		
Offense	Reported	Cleared
Murder	0	0
Aggravated Assault	20	16
Simple Assault	129	106
Intimidation	31	5
Stalking	1	0
Forcible Rape	3	1
Forcible Sodomy	2	0
Sexual Assault W/Object	0	0
Forcible Fondling	2	0
Incest	0	0
Statutory Rape	0	0
Kidnapping/Abduction	1	1
Total	189	129

TIBRS Group B Arrests		
Offense	Adult	Juvenile
Bad Checks	0	0
Curfew/Vagrancy	0	0
Disorderly Conduct	8	0
DUI	57	0
Drunkenness	91	0
Family-Non Violent	1	0
Liquor Law Violations	9	2
Peeping Tom	0	0
Trespass	16	1
All Other Offenses	28	14
Total Group B	210	17

TIBRS Group A Offenses	Offenses		Arrests	
	Reported	Cleared	Adult	Juvenile
Crimes Against Persons				
Murder	0	0	0	0
Negligent Manslaughter	0	0	0	0
Kidnapping/Abduction	8	1	1	0
Forcible Rape	4	1	1	0
Forcible Sodomy	3	0	0	0
Sexual Assault W/Object	2	0	0	0
Forcible Fondling	11	1	1	0
Incest	0	0	0	0
Statutory Rape	0	0	0	0
Aggravated Assault	48	31	25	0
Simple Assault	203	130	104	4
Intimidation	104	9	7	0
Stalking	12	6	4	0
Commercial Sex Acts	0	0	0	0
Involuntary Servitude	0	0	0	0
Crimes Against Property				
Arson	5	3	2	0
Bribery	0	0	0	0
Burglary	74	7	6	1
Counterfeiting/Forgery	41	17	36	0
Destruction/Damage/Vandalism	120	21	9	2
Embezzlement	4	4	3	0
Extortion/Blackmail	0	0	0	0
Fraud - False Pretenses	74	40	28	0
Fraud - Credit Card/ATM	59	30	32	1
Fraud - Impersonation	6	5	3	0
Fraud - Welfare	0	0	0	0
Fraud - Wire	3	2	3	0
Motor Vehicle Theft	17	6	7	0
Robbery	4	0	0	0
Stolen Property Offenses	0	0	0	0
Theft - Pocket-picking	0	0	0	0
Theft - Purse Snatching	0	0	0	0
Theft - Shoplifting	139	121	124	6
Theft From Building	94	17	17	0
Theft From Coin Machine	0	0	0	0
Theft From Motor Vehicle	89	10	12	0
Theft of Motor Vehicle Parts	13	3	5	0
Theft - All Other Larceny	93	9	9	0
Crimes Against Society				
Drug/Narcotic Violations	57	57	53	1
Drug/Narcotic Equipment Violations	32	32	12	0
Gambling - Betting/Wagering	0	0	0	0
Gambling - Operating/Promoting	0	0	0	0
Gambling - Equipment Violations	0	0	0	0
Gambling - Sports Tampering	0	0	0	0
Pornography/Obscene Material	0	0	0	0
Prostitution	0	0	0	0
Prostitution Assisting/Promoting	0	0	0	0
Purchasing Prostitution	0	0	0	0
Weapon Law Violations	3	3	0	0
Total Group A Offenses	1,322	566	504	15



2014 Population Estimate	983
Offense Overview	
Offense Total	28
Number Cleared	24
Percent Cleared	85.71 %
Group A Crimes per 100,000 population	2,848.4
Arrest Overview	
Total Arrests	20
Adult Arrests	17
Juvenile Arrests	3
Unknown Age	0
Arrests per 100,000 population	2,034.6
Average number offenses/incident	1.56

Domestic Violence Victims		
Offense	Reported	Cleared
Murder	0	0
Aggravated Assault	3	3
Simple Assault	0	0
Intimidation	1	0
Stalking	1	1
Forcible Rape	0	0
Forcible Sodomy	0	0
Sexual Assault W/Object	0	0
Forcible Fondling	0	0
Incest	0	0
Statutory Rape	0	0
Kidnapping/Abduction	0	0
Total	5	4

TIBRS Group B Arrests		
Offense	Adult	Juvenile
Bad Checks	0	0
Curfew/Vagrancy	0	0
Disorderly Conduct	0	0
DUI	3	0
Drunkenness	0	0
Family-Non Violent	0	0
Liquor Law Violations	0	0
Peeping Tom	0	0
Trespass	1	0
All Other Offenses	0	0
Total Group B	4	0

TIBRS Group A Offenses	Offenses		Arrests	
	Reported	Cleared	Adult	Juvenile
Crimes Against Persons				
Murder	0	0	0	0
Negligent Manslaughter	0	0	0	0
Kidnapping/Abduction	0	0	0	0
Forcible Rape	0	0	0	0
Forcible Sodomy	0	0	0	0
Sexual Assault W/Object	0	0	0	0
Forcible Fondling	0	0	0	0
Incest	0	0	0	0
Statutory Rape	0	0	0	0
Aggravated Assault	4	4	1	1
Simple Assault	5	5	3	0
Intimidation	2	1	0	0
Stalking	1	1	1	0
Commercial Sex Acts	0	0	0	0
Involuntary Servitude	0	0	0	0
Crimes Against Property				
Arson	0	0	0	0
Bribery	0	0	0	0
Burglary	2	0	0	0
Counterfeiting/Forgery	2	2	2	0
Destruction/Damage/Vandalism	0	0	0	0
Embezzlement	0	0	0	0
Extortion/Blackmail	0	0	0	0
Fraud - False Pretenses	0	0	0	0
Fraud - Credit Card/ATM	0	0	0	0
Fraud - Impersonation	1	1	1	0
Fraud - Welfare	0	0	0	0
Fraud - Wire	0	0	0	0
Motor Vehicle Theft	0	0	0	0
Robbery	0	0	0	0
Stolen Property Offenses	0	0	0	0
Theft - Pocket-picking	0	0	0	0
Theft - Purse Snatching	0	0	0	0
Theft - Shoplifting	0	0	0	0
Theft From Building	2	1	1	0
Theft From Coin Machine	0	0	0	0
Theft From Motor Vehicle	1	1	0	0
Theft of Motor Vehicle Parts	0	0	0	0
Theft - All Other Larceny	1	1	1	0
Crimes Against Society				
Drug/Narcotic Violations	3	3	3	0
Drug/Narcotic Equipment Violations	2	2	0	0
Gambling - Betting/Wagering	0	0	0	0
Gambling - Operating/Promoting	0	0	0	0
Gambling - Equipment Violations	0	0	0	0
Gambling - Sports Tampering	0	0	0	0
Pornography/Obscene Material	1	1	0	2
Prostitution	0	0	0	0
Prostitution Assisting/Promoting	0	0	0	0
Purchasing Prostitution	0	0	0	0
Weapon Law Violations	1	1	0	0
Total Group A Offenses	28	24	13	3



Selmer Police Department - 2015

2014 Population Estimate 4,513

Offense Overview

Offense Total 557
 Number Cleared 252
 Percent Cleared 45.24 %
 Group A Crimes per 100,000 population 12,342.1

Arrest Overview

Total Arrests 286
 Adult Arrests 279
 Juvenile Arrests 7
 Unknown Age 0
 Arrests per 100,000 population 6,337.2
 Average number offenses/incident 1.21

Domestic Violence Victims		
Offense	Reported	Cleared
Murder	0	0
Aggravated Assault	11	6
Simple Assault	71	37
Intimidation	30	10
Stalking	0	0
Forcible Rape	0	0
Forcible Sodomy	0	0
Sexual Assault W/Object	0	0
Forcible Fondling	0	0
Incest	0	0
Statutory Rape	0	0
Kidnapping/Abduction	1	1
Total	113	54

TIBRS Group B Arrests		
Offense	Adult	Juvenile
Bad Checks	0	0
Curfew/Vagrancy	0	0
Disorderly Conduct	1	0
DUI	12	0
Drunkenness	13	0
Family-Non Violent	0	0
Liquor Law Violations	0	0
Peeping Tom	0	0
Trespass	1	1
All Other Offenses	53	0
Total Group B	80	1

TIBRS Group A Offenses	Offenses		Arrests	
	Reported	Cleared	Adult	Juvenile
Crimes Against Persons				
Murder	0	0	0	0
Negligent Manslaughter	0	0	0	0
Kidnapping/Abduction	3	1	0	0
Forcible Rape	0	0	0	0
Forcible Sodomy	0	0	0	0
Sexual Assault W/Object	0	0	0	0
Forcible Fondling	1	0	0	0
Incest	0	0	0	0
Statutory Rape	0	0	0	0
Aggravated Assault	31	14	11	0
Simple Assault	102	48	39	3
Intimidation	57	18	12	0
Stalking	5	0	0	0
Commercial Sex Acts	0	0	0	0
Involuntary Servitude	0	0	0	0
Crimes Against Property				
Arson	0	0	0	0
Bribery	0	0	0	0
Burglary	38	7	7	2
Counterfeiting/Forgery	15	6	6	0
Destruction/Damage/Vandalism	40	5	5	0
Embezzlement	6	2	2	0
Extortion/Blackmail	1	0	0	0
Fraud - False Pretenses	17	8	2	0
Fraud - Credit Card/ATM	7	0	0	0
Fraud - Impersonation	2	1	1	0
Fraud - Welfare	0	0	0	0
Fraud - Wire	1	0	0	0
Motor Vehicle Theft	4	0	0	0
Robbery	3	2	3	0
Stolen Property Offenses	0	0	0	0
Theft - Pocket-picking	0	0	0	0
Theft - Purse Snatching	1	1	0	0
Theft - Shoplifting	43	29	31	1
Theft From Building	31	7	8	0
Theft From Coin Machine	0	0	0	0
Theft From Motor Vehicle	29	3	2	0
Theft of Motor Vehicle Parts	1	0	0	0
Theft - All Other Larceny	22	3	3	0
Crimes Against Society				
Drug/Narcotic Violations	56	56	58	0
Drug/Narcotic Equipment Violations	34	34	9	0
Gambling - Betting/Wagering	0	0	0	0
Gambling - Operating/Promoting	0	0	0	0
Gambling - Equipment Violations	0	0	0	0
Gambling - Sports Tampering	0	0	0	0
Pornography/Obscene Material	0	0	0	0
Prostitution	0	0	0	0
Prostitution Assisting/Promoting	0	0	0	0
Purchasing Prostitution	0	0	0	0
Weapon Law Violations	7	7	0	0
Total Group A Offenses	557	252	199	6



Sevierville Police Department - 2015

2014 Population Estimate **16,355**

Offense Overview

Offense Total 1,942

Number Cleared 959

Percent Cleared 49.38 %

Group A Crimes per 100,000 population 11,874.0

Arrest Overview

Total Arrests 1,520

Adult Arrests 1,340

Juvenile Arrests 180

Unknown Age 0

Arrests per 100,000 population 9,293.8

Average number offenses/incident 1.18

Domestic Violence Victims		
Offense	Reported	Cleared
Murder	0	0
Aggravated Assault	15	14
Simple Assault	106	65
Intimidation	22	3
Stalking	4	0
Forcible Rape	3	1
Forcible Sodomy	1	1
Sexual Assault W/Object	0	0
Forcible Fondling	1	1
Incest	0	0
Statutory Rape	2	1
Kidnapping/Abduction	0	0
Total	154	86

TIBRS Group B Arrests		
Offense	Adult	Juvenile
Bad Checks	2	0
Curfew/Vagrancy	0	0
Disorderly Conduct	11	13
DUI	166	0
Drunkenness	111	0
Family-Non Violent	8	0
Liquor Law Violations	11	3
Peeping Tom	0	0
Trespass	6	0
All Other Offenses	227	58
Total Group B	542	74

TIBRS Group A Offenses	Offenses		Arrests	
	Reported	Cleared	Adult	Juvenile
Crimes Against Persons				
Murder	0	0	0	0
Negligent Manslaughter	0	0	0	0
Kidnapping/Abduction	1	1	0	0
Forcible Rape	7	1	1	0
Forcible Sodomy	2	1	0	1
Sexual Assault W/Object	1	1	0	0
Forcible Fondling	12	5	0	1
Incest	0	0	0	0
Statutory Rape	4	1	1	0
Aggravated Assault	52	48	35	1
Simple Assault	184	108	58	36
Intimidation	45	9	3	1
Stalking	9	0	0	0
Commercial Sex Acts	0	0	0	0
Involuntary Servitude	0	0	0	0
Crimes Against Property				
Arson	0	0	0	0
Bribery	0	0	0	0
Burglary	51	8	20	0
Counterfeiting/Forgery	72	13	2	0
Destruction/Damage/Vandalism	107	25	12	8
Embezzlement	31	15	13	1
Extortion/Blackmail	0	0	0	0
Fraud - False Pretenses	146	53	55	2
Fraud - Credit Card/ATM	58	9	2	0
Fraud - Impersonation	10	1	1	0
Fraud - Welfare	0	0	0	0
Fraud - Wire	0	0	0	0
Motor Vehicle Theft	35	4	2	2
Robbery	15	6	7	0
Stolen Property Offenses	19	18	27	0
Theft - Pocket-picking	0	0	0	0
Theft - Purse Snatching	0	0	0	0
Theft - Shoplifting	419	310	361	25
Theft From Building	121	13	9	2
Theft From Coin Machine	4	0	0	0
Theft From Motor Vehicle	158	15	13	3
Theft of Motor Vehicle Parts	27	1	1	0
Theft - All Other Larceny	59	6	5	1
Crimes Against Society				
Drug/Narcotic Violations	148	146	122	17
Drug/Narcotic Equipment Violations	125	124	45	5
Gambling - Betting/Wagering	0	0	0	0
Gambling - Operating/Promoting	0	0	0	0
Gambling - Equipment Violations	0	0	0	0
Gambling - Sports Tampering	0	0	0	0
Pornography/Obscene Material	0	0	0	0
Prostitution	0	0	0	0
Prostitution Assisting/Promoting	0	0	0	0
Purchasing Prostitution	0	0	0	0
Weapon Law Violations	20	17	3	0
Total Group A Offenses	1,942	959	798	106



2014 Population Estimate 919

Offense Overview

Offense Total 56
Number Cleared 30
Percent Cleared 53.57 %

Group A Crimes per 100,000 population 6,093.6

Arrest Overview

Total Arrests 35
Adult Arrests 33
Juvenile Arrests 2
Unknown Age 0

Arrests per 100,000 population 3,808.5

Average number offenses/incident 1.30

Domestic Violence Victims		
Offense	Reported	Cleared
Murder	0	0
Aggravated Assault	5	5
Simple Assault	8	6
Intimidation	0	0
Stalking	0	0
Forcible Rape	0	0
Forcible Sodomy	0	0
Sexual Assault W/Object	0	0
Forcible Fondling	0	0
Incest	0	0
Statutory Rape	0	0
Kidnapping/Abduction	0	0
Total	13	11

TIBRS Group B Arrests		
Offense	Adult	Juvenile
Bad Checks	0	0
Curfew/Vagrancy	0	0
Disorderly Conduct	2	1
DUI	3	0
Drunkenness	1	0
Family-Non Violent	0	0
Liquor Law Violations	0	0
Peeping Tom	0	0
Trespass	2	0
All Other Offenses	2	0
Total Group B	10	1

TIBRS Group A Offenses	Offenses		Arrests	
	Reported	Cleared	Adult	Juvenile
Crimes Against Persons				
Murder	0	0	0	0
Negligent Manslaughter	0	0	0	0
Kidnapping/Abduction	4	0	0	0
Forcible Rape	0	0	0	0
Forcible Sodomy	0	0	0	0
Sexual Assault W/Object	0	0	0	0
Forcible Fondling	0	0	0	0
Incest	0	0	0	0
Statutory Rape	0	0	0	0
Aggravated Assault	7	7	4	0
Simple Assault	9	7	5	0
Intimidation	1	0	0	0
Stalking	0	0	0	0
Commercial Sex Acts	0	0	0	0
Involuntary Servitude	0	0	0	0
Crimes Against Property				
Arson	0	0	0	0
Bribery	0	0	0	0
Burglary	3	2	2	0
Counterfeiting/Forgery	1	1	1	0
Destruction/Damage/Vandalism	3	2	2	0
Embezzlement	0	0	0	0
Extortion/Blackmail	0	0	0	0
Fraud - False Pretenses	0	0	0	0
Fraud - Credit Card/ATM	3	2	2	0
Fraud - Impersonation	1	0	0	0
Fraud - Welfare	0	0	0	0
Fraud - Wire	0	0	0	0
Motor Vehicle Theft	0	0	0	0
Robbery	1	0	0	0
Stolen Property Offenses	0	0	0	0
Theft - Pocket-picking	0	0	0	0
Theft - Purse Snatching	0	0	0	0
Theft - Shoplifting	1	1	1	0
Theft From Building	7	0	0	0
Theft From Coin Machine	0	0	0	0
Theft From Motor Vehicle	2	0	0	0
Theft of Motor Vehicle Parts	1	1	1	0
Theft - All Other Larceny	6	1	1	0
Crimes Against Society				
Drug/Narcotic Violations	4	4	3	1
Drug/Narcotic Equipment Violations	1	1	0	0
Gambling - Betting/Wagering	0	0	0	0
Gambling - Operating/Promoting	0	0	0	0
Gambling - Equipment Violations	0	0	0	0
Gambling - Sports Tampering	0	0	0	0
Pornography/Obscene Material	1	1	1	0
Prostitution	0	0	0	0
Prostitution Assisting/Promoting	0	0	0	0
Purchasing Prostitution	0	0	0	0
Weapon Law Violations	0	0	0	0
Total Group A Offenses	56	30	23	1



Shelbyville Police Department - 2015

2014 Population Estimate **21,037**

Offense Overview

Offense Total 1,972

Number Cleared 874

Percent Cleared 44.32 %

Group A Crimes per 100,000
population 9,374.0

Arrest Overview

Total Arrests 1,046

Adult Arrests 933

Juvenile Arrests 113

Unknown Age 0

Arrests per 100,000 population 4,972.2

Average number offenses/incident 1.15

Domestic Violence Victims		
Offense	Reported	Cleared
Murder	0	0
Aggravated Assault	52	45
Simple Assault	301	239
Intimidation	44	23
Stalking	2	2
Forcible Rape	0	0
Forcible Sodomy	0	0
Sexual Assault W/Object	1	0
Forcible Fondling	3	2
Incest	0	0
Statutory Rape	0	0
Kidnapping/Abduction	8	8
Total	411	319

TIBRS Group B Arrests		
Offense	Adult	Juvenile
Bad Checks	1	0
Curfew/Vagrancy	0	2
Disorderly Conduct	9	0
DUI	148	1
Drunkenness	155	2
Family-Non Violent	2	0
Liquor Law Violations	12	6
Peeping Tom	0	0
Trespass	6	1
All Other Offenses	48	10
Total Group B	381	22

TIBRS Group A Offenses	Offenses		Arrests	
	Reported	Cleared	Adult	Juvenile
Crimes Against Persons				
Murder	1	1	0	0
Negligent Manslaughter	0	0	0	0
Kidnapping/Abduction	8	8	5	0
Forcible Rape	5	3	1	1
Forcible Sodomy	1	1	1	0
Sexual Assault W/Object	1	0	0	0
Forcible Fondling	12	3	1	1
Incest	0	0	0	0
Statutory Rape	2	2	2	0
Aggravated Assault	134	98	60	4
Simple Assault	422	299	191	14
Intimidation	155	60	14	1
Stalking	5	4	3	0
Commercial Sex Acts	0	0	0	0
Involuntary Servitude	0	0	0	0
Crimes Against Property				
Arson	3	0	0	0
Bribery	0	0	0	0
Burglary	145	30	36	9
Counterfeiting/Forgery	48	8	7	0
Destruction/Damage/Vandalism	209	36	9	25
Embezzlement	2	1	1	0
Extortion/Blackmail	0	0	0	0
Fraud - False Pretenses	68	10	9	0
Fraud - Credit Card/ATM	36	9	8	0
Fraud - Impersonation	8	3	3	0
Fraud - Welfare	0	0	0	0
Fraud - Wire	0	0	0	0
Motor Vehicle Theft	33	7	2	4
Robbery	12	3	3	0
Stolen Property Offenses	0	0	0	0
Theft - Pocket-picking	2	0	0	0
Theft - Purse Snatching	0	0	0	0
Theft - Shoplifting	128	103	91	16
Theft From Building	98	14	5	1
Theft From Coin Machine	0	0	0	0
Theft From Motor Vehicle	115	6	3	1
Theft of Motor Vehicle Parts	29	1	2	0
Theft - All Other Larceny	152	32	14	6
Crimes Against Society				
Drug/Narcotic Violations	85	83	66	5
Drug/Narcotic Equipment Violations	40	38	13	3
Gambling - Betting/Wagering	0	0	0	0
Gambling - Operating/Promoting	0	0	0	0
Gambling - Equipment Violations	0	0	0	0
Gambling - Sports Tampering	0	0	0	0
Pornography/Obscene Material	3	1	0	0
Prostitution	0	0	0	0
Prostitution Assisting/Promoting	0	0	0	0
Purchasing Prostitution	0	0	0	0
Weapon Law Violations	10	10	2	0
Total Group A Offenses	1,972	874	552	91



Signal Mountain Police Department - 2015

2014 Population Estimate 8,519

Offense Overview

Offense Total 97
 Number Cleared 37
 Percent Cleared 38.14 %

Group A Crimes per 100,000 population 1,138.6

Arrest Overview

Total Arrests 58
 Adult Arrests 56
 Juvenile Arrests 2
 Unknown Age 0

Arrests per 100,000 population 680.8

Average number offenses/incident 1.10

Domestic Violence Victims		
Offense	Reported	Cleared
Murder	0	0
Aggravated Assault	0	0
Simple Assault	6	5
Intimidation	0	0
Stalking	0	0
Forcible Rape	0	0
Forcible Sodomy	0	0
Sexual Assault W/Object	0	0
Forcible Fondling	0	0
Incest	0	0
Statutory Rape	0	0
Kidnapping/Abduction	0	0
Total	6	5

TIBRS Group B Arrests		
Offense	Adult	Juvenile
Bad Checks	0	0
Curfew/Vagrancy	0	0
Disorderly Conduct	0	0
DUI	9	0
Drunkenness	0	0
Family-Non Violent	0	0
Liquor Law Violations	1	2
Peeping Tom	0	0
Trespass	1	0
All Other Offenses	9	0
Total Group B	20	2

TIBRS Group A Offenses	Offenses		Arrests	
	Reported	Cleared	Adult	Juvenile
Crimes Against Persons				
Murder	0	0	0	0
Negligent Manslaughter	0	0	0	0
Kidnapping/Abduction	0	0	0	0
Forcible Rape	0	0	0	0
Forcible Sodomy	0	0	0	0
Sexual Assault W/Object	0	0	0	0
Forcible Fondling	1	0	0	0
Incest	0	0	0	0
Statutory Rape	0	0	0	0
Aggravated Assault	0	0	0	0
Simple Assault	10	6	5	0
Intimidation	0	0	0	0
Stalking	0	0	0	0
Commercial Sex Acts	0	0	0	0
Involuntary Servitude	0	0	0	0
Crimes Against Property				
Arson	0	0	0	0
Bribery	0	0	0	0
Burglary	6	0	0	0
Counterfeiting/Forgery	1	1	1	0
Destruction/Damage/Vandalism	12	1	5	0
Embezzlement	0	0	0	0
Extortion/Blackmail	0	0	0	0
Fraud - False Pretenses	5	2	2	0
Fraud - Credit Card/ATM	0	0	0	0
Fraud - Impersonation	5	0	0	0
Fraud - Welfare	0	0	0	0
Fraud - Wire	0	0	0	0
Motor Vehicle Theft	0	0	0	0
Robbery	0	0	0	0
Stolen Property Offenses	0	0	0	0
Theft - Pocket-picking	0	0	0	0
Theft - Purse Snatching	0	0	0	0
Theft - Shoplifting	0	0	0	0
Theft From Building	6	0	0	0
Theft From Coin Machine	0	0	0	0
Theft From Motor Vehicle	14	0	0	0
Theft of Motor Vehicle Parts	4	0	0	0
Theft - All Other Larceny	6	1	0	0
Crimes Against Society				
Drug/Narcotic Violations	17	17	16	0
Drug/Narcotic Equipment Violations	10	9	7	0
Gambling - Betting/Wagering	0	0	0	0
Gambling - Operating/Promoting	0	0	0	0
Gambling - Equipment Violations	0	0	0	0
Gambling - Sports Tampering	0	0	0	0
Pornography/Obscene Material	0	0	0	0
Prostitution	0	0	0	0
Prostitution Assisting/Promoting	0	0	0	0
Purchasing Prostitution	0	0	0	0
Weapon Law Violations	0	0	0	0
Total Group A Offenses	97	37	36	0



2014 Population Estimate 4,661

Offense Overview

Offense Total 368
 Number Cleared 175
 Percent Cleared 47.55 %

Group A Crimes per 100,000 population 7,895.3

Arrest Overview

Total Arrests 206
 Adult Arrests 197
 Juvenile Arrests 9
 Unknown Age 0

Arrests per 100,000 population 4,419.7

Average number offenses/incident 1.12

Domestic Violence Victims		
Offense	Reported	Cleared
Murder	1	1
Aggravated Assault	5	4
Simple Assault	34	33
Intimidation	2	1
Stalking	0	0
Forcible Rape	1	0
Forcible Sodomy	0	0
Sexual Assault W/Object	0	0
Forcible Fondling	0	0
Incest	0	0
Statutory Rape	0	0
Kidnapping/Abduction	3	3
Total	46	42

TIBRS Group B Arrests		
Offense	Adult	Juvenile
Bad Checks	0	0
Curfew/Vagrancy	0	0
Disorderly Conduct	6	0
DUI	22	0
Drunkenness	13	0
Family-Non Violent	0	0
Liquor Law Violations	3	0
Peeping Tom	0	0
Trespass	1	0
All Other Offenses	11	1
Total Group B	56	1

TIBRS Group A Offenses	Offenses		Arrests	
	Reported	Cleared	Adult	Juvenile
Crimes Against Persons				
Murder	1	1	1	0
Negligent Manslaughter	0	0	0	0
Kidnapping/Abduction	4	4	2	0
Forcible Rape	1	0	0	0
Forcible Sodomy	0	0	0	0
Sexual Assault W/Object	1	0	0	0
Forcible Fondling	1	0	0	0
Incest	0	0	0	0
Statutory Rape	0	0	0	0
Aggravated Assault	10	7	6	0
Simple Assault	45	39	35	1
Intimidation	13	4	3	0
Stalking	1	0	0	0
Commercial Sex Acts	0	0	0	0
Involuntary Servitude	0	0	0	0
Crimes Against Property				
Arson	0	0	0	0
Bribery	0	0	0	0
Burglary	28	4	6	0
Counterfeiting/Forgery	6	1	1	0
Destruction/Damage/Vandalism	40	9	7	0
Embezzlement	2	1	0	0
Extortion/Blackmail	0	0	0	0
Fraud - False Pretenses	5	2	1	0
Fraud - Credit Card/ATM	20	5	3	0
Fraud - Impersonation	1	1	1	0
Fraud - Welfare	0	0	0	0
Fraud - Wire	0	0	0	0
Motor Vehicle Theft	7	3	2	0
Robbery	2	1	1	0
Stolen Property Offenses	0	0	0	0
Theft - Pocket-picking	0	0	0	0
Theft - Purse Snatching	0	0	0	0
Theft - Shoplifting	33	32	31	3
Theft From Building	36	8	5	2
Theft From Coin Machine	1	0	0	0
Theft From Motor Vehicle	36	6	3	0
Theft of Motor Vehicle Parts	7	1	2	0
Theft - All Other Larceny	25	5	3	0
Crimes Against Society				
Drug/Narcotic Violations	25	24	24	2
Drug/Narcotic Equipment Violations	14	14	3	0
Gambling - Betting/Wagering	0	0	0	0
Gambling - Operating/Promoting	0	0	0	0
Gambling - Equipment Violations	0	0	0	0
Gambling - Sports Tampering	0	0	0	0
Pornography/Obscene Material	0	0	0	0
Prostitution	0	0	0	0
Prostitution Assisting/Promoting	0	0	0	0
Purchasing Prostitution	0	0	0	0
Weapon Law Violations	3	3	1	0
Total Group A Offenses	368	175	141	8



2014 Population Estimate	45,274
Offense Overview	
Offense Total	3,349
Number Cleared	1,471
Percent Cleared	43.92 %
Group A Crimes per 100,000 population	7,397.2
Arrest Overview	
Total Arrests	2,884
Adult Arrests	2,767
Juvenile Arrests	117
Unknown Age	0
Arrests per 100,000 population	6,370.1
Average number offenses/incident	1.24

Domestic Violence Victims		
Offense	Reported	Cleared
Murder	0	0
Aggravated Assault	64	55
Simple Assault	233	198
Intimidation	22	12
Stalking	1	0
Forcible Rape	2	0
Forcible Sodomy	0	0
Sexual Assault W/Object	0	0
Forcible Fondling	1	0
Incest	0	0
Statutory Rape	0	0
Kidnapping/Abduction	8	7
Total	331	272

TIBRS Group B Arrests		
Offense	Adult	Juvenile
Bad Checks	6	0
Curfew/Vagrancy	0	9
Disorderly Conduct	14	0
DUI	192	1
Drunkenness	86	3
Family-Non Violent	2	0
Liquor Law Violations	5	1
Peeping Tom	0	0
Trespass	8	0
All Other Offenses	1,401	11
Total Group B	1,714	25

TIBRS Group A Offenses	Offenses		Arrests	
	Reported	Cleared	Adult	Juvenile
Crimes Against Persons				
Murder	0	0	1	0
Negligent Manslaughter	0	0	0	0
Kidnapping/Abduction	15	10	9	0
Forcible Rape	16	6	3	0
Forcible Sodomy	0	0	0	0
Sexual Assault W/Object	1	1	0	0
Forcible Fondling	16	5	1	0
Incest	0	0	0	0
Statutory Rape	4	1	1	0
Aggravated Assault	148	102	78	8
Simple Assault	517	308	231	18
Intimidation	76	20	11	0
Stalking	5	2	1	0
Commercial Sex Acts	0	0	0	0
Involuntary Servitude	0	0	0	0
Crimes Against Property				
Arson	5	1	0	1
Bribery	1	0	0	0
Burglary	180	31	28	5
Counterfeiting/Forgery	66	25	19	0
Destruction/Damage/Vandalism	331	51	16	4
Embezzlement	0	0	0	0
Extortion/Blackmail	0	0	0	0
Fraud - False Pretenses	17	4	4	0
Fraud - Credit Card/ATM	95	8	2	0
Fraud - Impersonation	106	40	23	1
Fraud - Welfare	2	0	0	0
Fraud - Wire	14	2	0	0
Motor Vehicle Theft	49	12	10	1
Robbery	25	11	14	3
Stolen Property Offenses	1	0	0	0
Theft - Pocket-picking	0	0	0	0
Theft - Purse Snatching	0	0	0	0
Theft - Shoplifting	382	269	260	36
Theft From Building	60	16	3	0
Theft From Coin Machine	2	0	0	0
Theft From Motor Vehicle	132	12	3	0
Theft of Motor Vehicle Parts	45	0	0	0
Theft - All Other Larceny	455	74	72	2
Crimes Against Society				
Drug/Narcotic Violations	339	258	215	11
Drug/Narcotic Equipment Violations	210	173	42	1
Gambling - Betting/Wagering	0	0	0	0
Gambling - Operating/Promoting	0	0	0	0
Gambling - Equipment Violations	0	0	0	0
Gambling - Sports Tampering	0	0	0	0
Pornography/Obscene Material	4	1	1	0
Prostitution	0	0	0	0
Prostitution Assisting/Promoting	0	0	0	0
Purchasing Prostitution	0	0	0	0
Weapon Law Violations	30	28	5	1
Total Group A Offenses	3,349	1,471	1,053	92



Sneedville Police Department - 2015

2014 Population Estimate 1,361

Offense Overview

Offense Total 142
 Number Cleared 51
 Percent Cleared 35.92 %
 Group A Crimes per 100,000 population 10,433.5

Arrest Overview

Total Arrests 135
 Adult Arrests 135
 Juvenile Arrests 0
 Unknown Age 0
 Arrests per 100,000 population 9,919.2
 Average number offenses/incident 1.06

Domestic Violence Victims		
Offense	Reported	Cleared
Murder	0	0
Aggravated Assault	0	0
Simple Assault	4	3
Intimidation	0	0
Stalking	0	0
Forcible Rape	0	0
Forcible Sodomy	0	0
Sexual Assault W/Object	0	0
Forcible Fondling	0	0
Incest	0	0
Statutory Rape	0	0
Kidnapping/Abduction	0	0
Total	4	3

TIBRS Group B Arrests		
Offense	Adult	Juvenile
Bad Checks	0	0
Curfew/Vagrancy	0	0
Disorderly Conduct	3	0
DUI	10	0
Drunkenness	11	0
Family-Non Violent	1	0
Liquor Law Violations	0	0
Peeping Tom	0	0
Trespass	2	0
All Other Offenses	61	0
Total Group B	88	0

TIBRS Group A Offenses	Offenses		Arrests	
	Reported	Cleared	Adult	Juvenile
Crimes Against Persons				
Murder	0	0	0	0
Negligent Manslaughter	0	0	0	0
Kidnapping/Abduction	0	0	0	0
Forcible Rape	0	0	0	0
Forcible Sodomy	0	0	0	0
Sexual Assault W/Object	0	0	0	0
Forcible Fondling	0	0	0	0
Incest	0	0	0	0
Statutory Rape	0	0	0	0
Aggravated Assault	2	1	1	0
Simple Assault	11	7	6	0
Intimidation	0	0	0	0
Stalking	1	1	1	0
Commercial Sex Acts	0	0	0	0
Involuntary Servitude	0	0	0	0
Crimes Against Property				
Arson	0	0	0	0
Bribery	0	0	0	0
Burglary	4	1	1	0
Counterfeiting/Forgery	6	3	3	0
Destruction/Damage/Vandalism	19	4	5	0
Embezzlement	1	0	0	0
Extortion/Blackmail	0	0	0	0
Fraud - False Pretenses	1	1	1	0
Fraud - Credit Card/ATM	3	0	0	0
Fraud - Impersonation	3	0	0	0
Fraud - Welfare	0	0	0	0
Fraud - Wire	0	0	0	0
Motor Vehicle Theft	2	1	2	0
Robbery	0	0	0	0
Stolen Property Offenses	0	0	0	0
Theft - Pocket-picking	0	0	0	0
Theft - Purse Snatching	0	0	0	0
Theft - Shoplifting	5	3	2	0
Theft From Building	11	0	0	0
Theft From Coin Machine	0	0	0	0
Theft From Motor Vehicle	9	1	1	0
Theft of Motor Vehicle Parts	0	0	0	0
Theft - All Other Larceny	38	6	6	0
Crimes Against Society				
Drug/Narcotic Violations	18	15	15	0
Drug/Narcotic Equipment Violations	7	6	3	0
Gambling - Betting/Wagering	0	0	0	0
Gambling - Operating/Promoting	0	0	0	0
Gambling - Equipment Violations	0	0	0	0
Gambling - Sports Tampering	0	0	0	0
Pornography/Obscene Material	0	0	0	0
Prostitution	0	0	0	0
Prostitution Assisting/Promoting	0	0	0	0
Purchasing Prostitution	0	0	0	0
Weapon Law Violations	1	1	0	0
Total Group A Offenses	142	51	47	0



2014 Population Estimate **13,190**

Offense Overview

Offense Total 930
 Number Cleared 714
 Percent Cleared 76.77 %

Group A Crimes per 100,000
 population 7,050.8

Arrest Overview

Total Arrests 864
 Adult Arrests 826
 Juvenile Arrests 38
 Unknown Age 0

Arrests per 100,000 population 6,550.4

Average number offenses/incident 1.30

Domestic Violence Victims		
Offense	Reported	Cleared
Murder	0	0
Aggravated Assault	11	11
Simple Assault	52	51
Intimidation	4	1
Stalking	1	1
Forcible Rape	2	0
Forcible Sodomy	1	0
Sexual Assault W/Object	0	0
Forcible Fondling	3	2
Incest	0	0
Statutory Rape	0	0
Kidnapping/Abduction	2	2
Total	76	68

TIBRS Group B Arrests		
Offense	Adult	Juvenile
Bad Checks	0	0
Curfew/Vagrancy	0	0
Disorderly Conduct	8	6
DUI	14	0
Drunkenness	17	3
Family-Non Violent	0	0
Liquor Law Violations	1	0
Peeping Tom	0	0
Trespass	7	0
All Other Offenses	184	1
Total Group B	231	10

TIBRS Group A Offenses	Offenses		Arrests	
	Reported	Cleared	Adult	Juvenile
Crimes Against Persons				
Murder	1	1	3	0
Negligent Manslaughter	0	0	0	0
Kidnapping/Abduction	2	2	2	0
Forcible Rape	3	1	1	0
Forcible Sodomy	1	0	0	0
Sexual Assault W/Object	0	0	0	0
Forcible Fondling	3	2	1	0
Incest	0	0	0	0
Statutory Rape	1	1	1	0
Aggravated Assault	24	24	13	2
Simple Assault	62	60	55	4
Intimidation	7	4	1	1
Stalking	1	1	1	0
Commercial Sex Acts	0	0	0	0
Involuntary Servitude	0	0	0	0
Crimes Against Property				
Arson	0	0	0	0
Bribery	0	0	0	0
Burglary	44	14	15	0
Counterfeiting/Forgery	13	8	4	0
Destruction/Damage/Vandalism	24	17	6	2
Embezzlement	12	9	8	0
Extortion/Blackmail	0	0	0	0
Fraud - False Pretenses	13	7	4	0
Fraud - Credit Card/ATM	4	2	0	0
Fraud - Impersonation	4	4	3	1
Fraud - Welfare	1	1	0	0
Fraud - Wire	0	0	0	0
Motor Vehicle Theft	24	7	4	2
Robbery	3	3	5	0
Stolen Property Offenses	9	9	9	0
Theft - Pocket-picking	0	0	0	0
Theft - Purse Snatching	0	0	0	0
Theft - Shoplifting	130	106	128	1
Theft From Building	68	23	18	0
Theft From Coin Machine	0	0	0	0
Theft From Motor Vehicle	41	3	0	3
Theft of Motor Vehicle Parts	4	0	0	0
Theft - All Other Larceny	34	9	12	1
Crimes Against Society				
Drug/Narcotic Violations	230	229	240	10
Drug/Narcotic Equipment Violations	151	151	57	1
Gambling - Betting/Wagering	0	0	0	0
Gambling - Operating/Promoting	0	0	0	0
Gambling - Equipment Violations	0	0	0	0
Gambling - Sports Tampering	0	0	0	0
Pornography/Obscene Material	1	1	1	0
Prostitution	0	0	0	0
Prostitution Assisting/Promoting	0	0	0	0
Purchasing Prostitution	0	0	0	0
Weapon Law Violations	15	15	3	0
Total Group A Offenses	930	714	595	28



2014 Population Estimate **3,104**

Offense Overview

Offense Total 366
 Number Cleared 94
 Percent Cleared 25.68 %

Group A Crimes per 100,000 population 11,791.2

Arrest Overview

Total Arrests 122
 Adult Arrests 112
 Juvenile Arrests 10
 Unknown Age 0

Arrests per 100,000 population 3,930.4

Average number offenses/incident 1.13

Domestic Violence Victims		
Offense	Reported	Cleared
Murder	0	0
Aggravated Assault	6	2
Simple Assault	30	14
Intimidation	4	0
Stalking	1	0
Forcible Rape	1	0
Forcible Sodomy	1	0
Sexual Assault W/Object	0	0
Forcible Fondling	0	0
Incest	0	0
Statutory Rape	0	0
Kidnapping/Abduction	0	0
Total	43	16

TIBRS Group B Arrests		
Offense	Adult	Juvenile
Bad Checks	0	0
Curfew/Vagrancy	0	1
Disorderly Conduct	5	0
DUI	8	0
Drunkenness	3	0
Family-Non Violent	0	0
Liquor Law Violations	2	1
Peeping Tom	0	0
Trespass	5	0
All Other Offenses	6	1
Total Group B	29	3

TIBRS Group A Offenses	Offenses		Arrests	
	Reported	Cleared	Adult	Juvenile
Crimes Against Persons				
Murder	0	0	0	0
Negligent Manslaughter	0	0	0	0
Kidnapping/Abduction	0	0	0	0
Forcible Rape	1	0	0	0
Forcible Sodomy	1	0	0	0
Sexual Assault W/Object	0	0	0	0
Forcible Fondling	5	0	0	0
Incest	0	0	0	0
Statutory Rape	0	0	0	0
Aggravated Assault	13	5	5	1
Simple Assault	58	24	19	1
Intimidation	39	2	2	0
Stalking	2	0	0	0
Commercial Sex Acts	0	0	0	0
Involuntary Servitude	0	0	0	0
Crimes Against Property				
Arson	0	0	0	0
Bribery	0	0	0	0
Burglary	36	2	2	0
Counterfeiting/Forgery	13	4	3	0
Destruction/Damage/Vandalism	46	5	2	1
Embezzlement	1	0	0	0
Extortion/Blackmail	0	0	0	0
Fraud - False Pretenses	0	0	0	0
Fraud - Credit Card/ATM	4	1	1	0
Fraud - Impersonation	7	3	2	0
Fraud - Welfare	1	0	0	0
Fraud - Wire	4	0	0	0
Motor Vehicle Theft	8	1	2	0
Robbery	5	0	0	0
Stolen Property Offenses	0	0	0	0
Theft - Pocket-picking	2	0	0	0
Theft - Purse Snatching	1	0	0	0
Theft - Shoplifting	16	8	8	0
Theft From Building	8	0	0	0
Theft From Coin Machine	0	0	0	0
Theft From Motor Vehicle	23	1	0	1
Theft of Motor Vehicle Parts	4	0	0	0
Theft - All Other Larceny	26	0	0	0
Crimes Against Society				
Drug/Narcotic Violations	30	28	32	3
Drug/Narcotic Equipment Violations	7	6	2	0
Gambling - Betting/Wagering	0	0	0	0
Gambling - Operating/Promoting	0	0	0	0
Gambling - Equipment Violations	0	0	0	0
Gambling - Sports Tampering	0	0	0	0
Pornography/Obscene Material	0	0	0	0
Prostitution	0	0	0	0
Prostitution Assisting/Promoting	0	0	0	0
Purchasing Prostitution	0	0	0	0
Weapon Law Violations	5	4	3	0
Total Group A Offenses	366	94	83	7



South Carthage Police Department - 2015

2014 Population Estimate 1,323

Offense Overview

Offense Total 91
 Number Cleared 24
 Percent Cleared 26.37 %

Group A Crimes per 100,000 population 6,878.3

Arrest Overview

Total Arrests 43
 Adult Arrests 41
 Juvenile Arrests 2
 Unknown Age 0

Arrests per 100,000 population 3,250.2

Average number offenses/incident 1.01

Domestic Violence Victims		
Offense	Reported	Cleared
Murder	0	0
Aggravated Assault	2	1
Simple Assault	4	1
Intimidation	0	0
Stalking	0	0
Forcible Rape	0	0
Forcible Sodomy	0	0
Sexual Assault W/Object	0	0
Forcible Fondling	0	0
Incest	0	0
Statutory Rape	0	0
Kidnapping/Abduction	0	0
Total	6	2

TIBRS Group B Arrests		
Offense	Adult	Juvenile
Bad Checks	4	0
Curfew/Vagrancy	0	0
Disorderly Conduct	0	0
DUI	8	0
Drunkenness	5	0
Family-Non Violent	0	0
Liquor Law Violations	0	0
Peeping Tom	0	0
Trespass	1	0
All Other Offenses	1	0
Total Group B	19	0

TIBRS Group A Offenses	Offenses		Arrests	
	Reported	Cleared	Adult	Juvenile
Crimes Against Persons				
Murder	0	0	0	0
Negligent Manslaughter	0	0	0	0
Kidnapping/Abduction	0	0	0	0
Forcible Rape	0	0	0	0
Forcible Sodomy	0	0	0	0
Sexual Assault W/Object	0	0	0	0
Forcible Fondling	0	0	0	0
Incest	0	0	0	0
Statutory Rape	0	0	0	0
Aggravated Assault	3	1	1	0
Simple Assault	13	3	3	0
Intimidation	7	1	1	0
Stalking	2	0	0	0
Commercial Sex Acts	0	0	0	0
Involuntary Servitude	0	0	0	0
Crimes Against Property				
Arson	1	0	0	0
Bribery	0	0	0	0
Burglary	7	0	0	0
Counterfeiting/Forgery	3	1	1	0
Destruction/Damage/Vandalism	11	1	0	1
Embezzlement	0	0	0	0
Extortion/Blackmail	0	0	0	0
Fraud - False Pretenses	1	1	1	0
Fraud - Credit Card/ATM	1	0	0	0
Fraud - Impersonation	0	0	0	0
Fraud - Welfare	0	0	0	0
Fraud - Wire	0	0	0	0
Motor Vehicle Theft	1	1	1	0
Robbery	1	1	1	0
Stolen Property Offenses	0	0	0	0
Theft - Pocket-picking	0	0	0	0
Theft - Purse Snatching	0	0	0	0
Theft - Shoplifting	8	6	6	0
Theft From Building	3	1	1	0
Theft From Coin Machine	0	0	0	0
Theft From Motor Vehicle	7	0	0	0
Theft of Motor Vehicle Parts	7	0	0	0
Theft - All Other Larceny	6	0	0	0
Crimes Against Society				
Drug/Narcotic Violations	6	4	4	0
Drug/Narcotic Equipment Violations	1	1	1	0
Gambling - Betting/Wagering	0	0	0	0
Gambling - Operating/Promoting	0	0	0	0
Gambling - Equipment Violations	0	0	0	0
Gambling - Sports Tampering	0	0	0	0
Pornography/Obscene Material	0	0	0	0
Prostitution	0	0	0	0
Prostitution Assisting/Promoting	0	0	0	0
Purchasing Prostitution	0	0	0	0
Weapon Law Violations	2	2	1	1
Total Group A Offenses	91	24	22	2



South Fulton Police Department - 2015

2014 Population Estimate **2,284**

Offense Overview

Offense Total 152

Number Cleared 54

Percent Cleared 35.53 %

Group A Crimes per 100,000 population 6,655.0

Arrest Overview

Total Arrests 68

Adult Arrests 66

Juvenile Arrests 2

Unknown Age 0

Arrests per 100,000 population 2,977.2

Average number offenses/incident 1.17

Domestic Violence Victims		
Offense	Reported	Cleared
Murder	0	0
Aggravated Assault	6	5
Simple Assault	21	12
Intimidation	7	1
Stalking	0	0
Forcible Rape	1	1
Forcible Sodomy	0	0
Sexual Assault W/Object	0	0
Forcible Fondling	0	0
Incest	0	0
Statutory Rape	0	0
Kidnapping/Abduction	0	0
Total	35	19

TIBRS Group B Arrests		
Offense	Adult	Juvenile
Bad Checks	0	0
Curfew/Vagrancy	0	0
Disorderly Conduct	0	0
DUI	3	0
Drunkenness	5	0
Family-Non Violent	0	0
Liquor Law Violations	1	0
Peeping Tom	0	0
Trespass	1	0
All Other Offenses	10	0
Total Group B	20	0

TIBRS Group A Offenses	Offenses		Arrests	
	Reported	Cleared	Adult	Juvenile
Crimes Against Persons				
Murder	0	0	0	0
Negligent Manslaughter	0	0	0	0
Kidnapping/Abduction	0	0	0	0
Forcible Rape	1	1	1	0
Forcible Sodomy	0	0	0	0
Sexual Assault W/Object	1	1	1	0
Forcible Fondling	0	0	0	0
Incest	0	0	0	0
Statutory Rape	0	0	0	0
Aggravated Assault	8	6	5	0
Simple Assault	28	14	8	0
Intimidation	13	1	1	0
Stalking	0	0	0	0
Commercial Sex Acts	0	0	0	0
Involuntary Servitude	0	0	0	0
Crimes Against Property				
Arson	1	1	1	0
Bribery	0	0	0	0
Burglary	17	5	5	0
Counterfeiting/Forgery	0	0	0	0
Destruction/Damage/Vandalism	27	3	3	0
Embezzlement	2	0	0	0
Extortion/Blackmail	0	0	0	0
Fraud - False Pretenses	1	0	0	0
Fraud - Credit Card/ATM	1	1	1	0
Fraud - Impersonation	1	0	0	0
Fraud - Welfare	0	0	0	0
Fraud - Wire	1	0	0	0
Motor Vehicle Theft	2	1	1	0
Robbery	2	0	0	0
Stolen Property Offenses	0	0	0	0
Theft - Pocket-picking	0	0	0	0
Theft - Purse Snatching	0	0	0	0
Theft - Shoplifting	2	1	1	0
Theft From Building	3	1	1	0
Theft From Coin Machine	0	0	0	0
Theft From Motor Vehicle	9	1	1	0
Theft of Motor Vehicle Parts	1	0	0	0
Theft - All Other Larceny	14	1	1	0
Crimes Against Society				
Drug/Narcotic Violations	10	10	9	2
Drug/Narcotic Equipment Violations	5	5	5	0
Gambling - Betting/Wagering	0	0	0	0
Gambling - Operating/Promoting	0	0	0	0
Gambling - Equipment Violations	0	0	0	0
Gambling - Sports Tampering	0	0	0	0
Pornography/Obscene Material	0	0	0	0
Prostitution	0	0	0	0
Prostitution Assisting/Promoting	0	0	0	0
Purchasing Prostitution	0	0	0	0
Weapon Law Violations	2	1	1	0
Total Group A Offenses	152	54	46	2



South Pittsburg Police Department - 2015

2014 Population Estimate 3,110

Offense Overview

Offense Total 117
 Number Cleared 43
 Percent Cleared 36.75 %

Group A Crimes per 100,000 population 3,762.1

Arrest Overview

Total Arrests 78
 Adult Arrests 77
 Juvenile Arrests 1
 Unknown Age 0

Arrests per 100,000 population 2,508.0

Average number offenses/incident 1.07

Domestic Violence Victims		
Offense	Reported	Cleared
Murder	0	0
Aggravated Assault	4	4
Simple Assault	11	6
Intimidation	1	0
Stalking	1	0
Forcible Rape	0	0
Forcible Sodomy	0	0
Sexual Assault W/Object	0	0
Forcible Fondling	0	0
Incest	0	0
Statutory Rape	0	0
Kidnapping/Abduction	0	0
Total	17	10

TIBRS Group B Arrests		
Offense	Adult	Juvenile
Bad Checks	0	0
Curfew/Vagrancy	0	0
Disorderly Conduct	9	1
DUI	7	0
Drunkenness	6	0
Family-Non Violent	0	0
Liquor Law Violations	2	0
Peeping Tom	0	0
Trespass	4	0
All Other Offenses	7	0
Total Group B	35	1

TIBRS Group A Offenses	Offenses		Arrests	
	Reported	Cleared	Adult	Juvenile
Crimes Against Persons				
Murder	0	0	0	0
Negligent Manslaughter	0	0	0	0
Kidnapping/Abduction	0	0	0	0
Forcible Rape	0	0	0	0
Forcible Sodomy	0	0	0	0
Sexual Assault W/Object	0	0	0	0
Forcible Fondling	0	0	0	0
Incest	0	0	0	0
Statutory Rape	0	0	0	0
Aggravated Assault	9	7	7	0
Simple Assault	19	9	8	0
Intimidation	7	0	0	0
Stalking	1	0	0	0
Commercial Sex Acts	0	0	0	0
Involuntary Servitude	0	0	0	0
Crimes Against Property				
Arson	1	0	0	0
Bribery	0	0	0	0
Burglary	14	2	2	0
Counterfeiting/Forgery	1	0	0	0
Destruction/Damage/Vandalism	11	0	0	0
Embezzlement	0	0	0	0
Extortion/Blackmail	0	0	0	0
Fraud - False Pretenses	3	0	0	0
Fraud - Credit Card/ATM	2	0	0	0
Fraud - Impersonation	0	0	0	0
Fraud - Welfare	0	0	0	0
Fraud - Wire	0	0	0	0
Motor Vehicle Theft	4	2	0	0
Robbery	3	0	0	0
Stolen Property Offenses	0	0	0	0
Theft - Pocket-picking	1	0	0	0
Theft - Purse Snatching	0	0	0	0
Theft - Shoplifting	5	1	1	0
Theft From Building	7	1	1	0
Theft From Coin Machine	0	0	0	0
Theft From Motor Vehicle	2	0	0	0
Theft of Motor Vehicle Parts	2	0	0	0
Theft - All Other Larceny	4	0	0	0
Crimes Against Society				
Drug/Narcotic Violations	11	11	12	0
Drug/Narcotic Equipment Violations	7	7	9	0
Gambling - Betting/Wagering	0	0	0	0
Gambling - Operating/Promoting	0	0	0	0
Gambling - Equipment Violations	0	0	0	0
Gambling - Sports Tampering	0	0	0	0
Pornography/Obscene Material	0	0	0	0
Prostitution	0	0	0	0
Prostitution Assisting/Promoting	0	0	0	0
Purchasing Prostitution	0	0	0	0
Weapon Law Violations	3	3	2	0
Total Group A Offenses	117	43	42	0



2014 Population Estimate **5,075**

Offense Overview

Offense Total 715

Number Cleared 377

Percent Cleared 52.73 %

Group A Crimes per 100,000
population 14,088.7

Arrest Overview

Total Arrests 435

Adult Arrests 425

Juvenile Arrests 10

Unknown Age 0

Arrests per 100,000 population 8,571.4

Average number offenses/incident 1.14

Domestic Violence Victims		
Offense	Reported	Cleared
Murder	0	0
Aggravated Assault	6	6
Simple Assault	40	29
Intimidation	17	7
Stalking	0	0
Forcible Rape	0	0
Forcible Sodomy	0	0
Sexual Assault W/Object	0	0
Forcible Fondling	0	0
Incest	0	0
Statutory Rape	0	0
Kidnapping/Abduction	3	3
Total	66	45

TIBRS Group B Arrests		
Offense	Adult	Juvenile
Bad Checks	0	0
Curfew/Vagrancy	0	0
Disorderly Conduct	5	0
DUI	51	0
Drunkenness	35	0
Family-Non Violent	1	0
Liquor Law Violations	2	4
Peeping Tom	0	0
Trespass	13	0
All Other Offenses	15	0
Total Group B	122	4

TIBRS Group A Offenses	Offenses		Arrests	
	Reported	Cleared	Adult	Juvenile
Crimes Against Persons				
Murder	0	0	0	0
Negligent Manslaughter	0	0	0	0
Kidnapping/Abduction	5	4	1	0
Forcible Rape	0	0	0	0
Forcible Sodomy	0	0	0	0
Sexual Assault W/Object	0	0	0	0
Forcible Fondling	0	0	0	0
Incest	0	0	0	0
Statutory Rape	0	0	0	0
Aggravated Assault	10	9	8	1
Simple Assault	64	38	29	0
Intimidation	37	10	4	0
Stalking	1	0	0	0
Commercial Sex Acts	0	0	0	0
Involuntary Servitude	0	0	0	0
Crimes Against Property				
Arson	0	0	0	0
Bribery	0	0	0	0
Burglary	62	7	7	0
Counterfeiting/Forgery	17	11	9	1
Destruction/Damage/Vandalism	61	12	5	1
Embezzlement	1	0	0	0
Extortion/Blackmail	1	0	0	0
Fraud - False Pretenses	12	5	2	0
Fraud - Credit Card/ATM	8	1	0	0
Fraud - Impersonation	12	8	7	0
Fraud - Welfare	0	0	0	0
Fraud - Wire	2	0	0	0
Motor Vehicle Theft	9	3	2	0
Robbery	1	0	0	0
Stolen Property Offenses	0	0	0	0
Theft - Pocket-picking	0	0	0	0
Theft - Purse Snatching	1	0	0	0
Theft - Shoplifting	145	118	125	3
Theft From Building	53	12	6	0
Theft From Coin Machine	1	0	0	0
Theft From Motor Vehicle	19	1	0	0
Theft of Motor Vehicle Parts	13	0	0	0
Theft - All Other Larceny	44	6	6	0
Crimes Against Society				
Drug/Narcotic Violations	65	63	50	0
Drug/Narcotic Equipment Violations	67	66	41	0
Gambling - Betting/Wagering	0	0	0	0
Gambling - Operating/Promoting	0	0	0	0
Gambling - Equipment Violations	0	0	0	0
Gambling - Sports Tampering	0	0	0	0
Pornography/Obscene Material	1	0	0	0
Prostitution	0	0	0	0
Prostitution Assisting/Promoting	0	0	0	0
Purchasing Prostitution	0	0	0	0
Weapon Law Violations	3	3	1	0
Total Group A Offenses	715	377	303	6



2014 Population Estimate	1,624
Offense Overview	
Offense Total	168
Number Cleared	163
Percent Cleared	97.02 %
Group A Crimes per 100,000 population	10,344.8
Arrest Overview	
Total Arrests	172
Adult Arrests	168
Juvenile Arrests	4
Unknown Age	0
Arrests per 100,000 population	10,591.1
Average number offenses/incident	1.51

Domestic Violence Victims		
Offense	Reported	Cleared
Murder	0	0
Aggravated Assault	1	1
Simple Assault	2	2
Intimidation	0	0
Stalking	0	0
Forcible Rape	0	0
Forcible Sodomy	0	0
Sexual Assault W/Object	0	0
Forcible Fondling	0	0
Incest	0	0
Statutory Rape	0	0
Kidnapping/Abduction	0	0
Total	3	3

TIBRS Group B Arrests		
Offense	Adult	Juvenile
Bad Checks	0	0
Curfew/Vagrancy	0	0
Disorderly Conduct	1	2
DUI	36	0
Drunkenness	3	0
Family-Non Violent	0	0
Liquor Law Violations	5	0
Peeping Tom	0	0
Trespass	0	0
All Other Offenses	3	0
Total Group B	48	2

TIBRS Group A Offenses	Offenses		Arrests	
	Reported	Cleared	Adult	Juvenile
Crimes Against Persons				
Murder	0	0	0	0
Negligent Manslaughter	0	0	0	0
Kidnapping/Abduction	0	0	0	0
Forcible Rape	0	0	0	0
Forcible Sodomy	0	0	0	0
Sexual Assault W/Object	0	0	0	0
Forcible Fondling	0	0	0	0
Incest	0	0	0	0
Statutory Rape	0	0	0	0
Aggravated Assault	3	3	2	0
Simple Assault	3	3	3	0
Intimidation	0	0	0	0
Stalking	0	0	0	0
Commercial Sex Acts	0	0	0	0
Involuntary Servitude	0	0	0	0
Crimes Against Property				
Arson	0	0	0	0
Bribery	0	0	0	0
Burglary	1	1	1	0
Counterfeiting/Forgery	1	1	1	0
Destruction/Damage/Vandalism	3	1	1	0
Embezzlement	0	0	0	0
Extortion/Blackmail	0	0	0	0
Fraud - False Pretenses	0	0	0	0
Fraud - Credit Card/ATM	2	2	1	0
Fraud - Impersonation	0	0	0	0
Fraud - Welfare	0	0	0	0
Fraud - Wire	1	1	2	0
Motor Vehicle Theft	1	1	1	0
Robbery	0	0	0	0
Stolen Property Offenses	0	0	0	0
Theft - Pocket-picking	0	0	0	0
Theft - Purse Snatching	0	0	0	0
Theft - Shoplifting	3	3	2	2
Theft From Building	4	2	1	0
Theft From Coin Machine	0	0	0	0
Theft From Motor Vehicle	1	1	1	0
Theft of Motor Vehicle Parts	1	0	0	0
Theft - All Other Larceny	1	1	0	0
Crimes Against Society				
Drug/Narcotic Violations	71	71	74	0
Drug/Narcotic Equipment Violations	69	69	27	0
Gambling - Betting/Wagering	0	0	0	0
Gambling - Operating/Promoting	0	0	0	0
Gambling - Equipment Violations	0	0	0	0
Gambling - Sports Tampering	0	0	0	0
Pornography/Obscene Material	0	0	0	0
Prostitution	0	0	0	0
Prostitution Assisting/Promoting	0	0	0	0
Purchasing Prostitution	0	0	0	0
Weapon Law Violations	3	3	3	0
Total Group A Offenses	168	163	120	2



2014 Population Estimate 2,009

Offense Overview

Offense Total 129
 Number Cleared 68
 Percent Cleared 52.71 %

Group A Crimes per 100,000 population 6,421.1

Arrest Overview

Total Arrests 87
 Adult Arrests 84
 Juvenile Arrests 3
 Unknown Age 0

Arrests per 100,000 population 4,330.5

Average number offenses/incident 1.09

Domestic Violence Victims		
Offense	Reported	Cleared
Murder	0	0
Aggravated Assault	0	0
Simple Assault	13	8
Intimidation	0	0
Stalking	1	1
Forcible Rape	0	0
Forcible Sodomy	0	0
Sexual Assault W/Object	0	0
Forcible Fondling	0	0
Incest	0	0
Statutory Rape	0	0
Kidnapping/Abduction	0	0
Total	14	9

TIBRS Group B Arrests		
Offense	Adult	Juvenile
Bad Checks	0	0
Curfew/Vagrancy	0	0
Disorderly Conduct	2	2
DUI	6	0
Drunkenness	11	0
Family-Non Violent	0	0
Liquor Law Violations	1	0
Peeping Tom	0	0
Trespass	3	0
All Other Offenses	1	0
Total Group B	24	2

TIBRS Group A Offenses	Offenses		Arrests	
	Reported	Cleared	Adult	Juvenile
Crimes Against Persons				
Murder	0	0	0	0
Negligent Manslaughter	0	0	0	0
Kidnapping/Abduction	0	0	0	0
Forcible Rape	1	0	0	0
Forcible Sodomy	0	0	0	0
Sexual Assault W/Object	0	0	0	0
Forcible Fondling	1	0	0	0
Incest	0	0	0	0
Statutory Rape	0	0	0	0
Aggravated Assault	4	3	3	0
Simple Assault	20	12	12	0
Intimidation	0	0	0	0
Stalking	1	1	1	0
Commercial Sex Acts	0	0	0	0
Involuntary Servitude	0	0	0	0
Crimes Against Property				
Arson	0	0	0	0
Bribery	0	0	0	0
Burglary	15	6	7	0
Counterfeiting/Forgery	3	2	2	0
Destruction/Damage/Vandalism	13	1	1	0
Embezzlement	0	0	0	0
Extortion/Blackmail	0	0	0	0
Fraud - False Pretenses	1	0	0	0
Fraud - Credit Card/ATM	3	1	0	0
Fraud - Impersonation	0	0	0	0
Fraud - Welfare	0	0	0	0
Fraud - Wire	0	0	0	0
Motor Vehicle Theft	1	1	1	0
Robbery	1	0	0	0
Stolen Property Offenses	0	0	0	0
Theft - Pocket-picking	0	0	0	0
Theft - Purse Snatching	0	0	0	0
Theft - Shoplifting	3	3	3	0
Theft From Building	0	0	0	0
Theft From Coin Machine	0	0	0	0
Theft From Motor Vehicle	4	1	0	0
Theft of Motor Vehicle Parts	0	0	0	0
Theft - All Other Larceny	26	5	4	1
Crimes Against Society				
Drug/Narcotic Violations	22	22	21	0
Drug/Narcotic Equipment Violations	8	8	5	0
Gambling - Betting/Wagering	0	0	0	0
Gambling - Operating/Promoting	0	0	0	0
Gambling - Equipment Violations	0	0	0	0
Gambling - Sports Tampering	0	0	0	0
Pornography/Obscene Material	0	0	0	0
Prostitution	0	0	0	0
Prostitution Assisting/Promoting	0	0	0	0
Purchasing Prostitution	0	0	0	0
Weapon Law Violations	2	2	0	0
Total Group A Offenses	129	68	60	1



2014 Population Estimate	34,269
Offense Overview	
Offense Total	1,133
Number Cleared	596
Percent Cleared	52.60 %
Group A Crimes per 100,000 population	3,306.2
Arrest Overview	
Total Arrests	601
Adult Arrests	512
Juvenile Arrests	89
Unknown Age	0
Arrests per 100,000 population	1,753.8
Average number offenses/incident	1.16

Domestic Violence Victims		
Offense	Reported	Cleared
Murder	0	0
Aggravated Assault	14	12
Simple Assault	148	134
Intimidation	10	5
Stalking	1	1
Forcible Rape	2	1
Forcible Sodomy	2	1
Sexual Assault W/Object	0	0
Forcible Fondling	2	0
Incest	0	0
Statutory Rape	0	0
Kidnapping/Abduction	5	4
Total	184	158

TIBRS Group B Arrests		
Offense	Adult	Juvenile
Bad Checks	0	0
Curfew/Vagrancy	0	5
Disorderly Conduct	5	0
DUI	63	1
Drunkenness	17	1
Family-Non Violent	3	0
Liquor Law Violations	11	2
Peeping Tom	0	0
Trespass	3	1
All Other Offenses	40	13
Total Group B	142	23

TIBRS Group A Offenses	Offenses		Arrests	
	Reported	Cleared	Adult	Juvenile
Crimes Against Persons				
Murder	0	0	0	0
Negligent Manslaughter	0	0	0	0
Kidnapping/Abduction	5	4	1	0
Forcible Rape	6	3	0	1
Forcible Sodomy	2	1	0	0
Sexual Assault W/Object	0	0	0	0
Forcible Fondling	4	1	1	0
Incest	0	0	0	0
Statutory Rape	2	1	1	0
Aggravated Assault	40	30	21	1
Simple Assault	204	176	71	19
Intimidation	29	15	5	0
Stalking	1	1	0	0
Commercial Sex Acts	0	0	0	0
Involuntary Servitude	0	0	0	0
Crimes Against Property				
Arson	2	0	0	0
Bribery	0	0	0	0
Burglary	47	5	2	0
Counterfeiting/Forgery	14	6	2	0
Destruction/Damage/Vandalism	131	25	4	2
Embezzlement	10	8	6	0
Extortion/Blackmail	1	1	0	0
Fraud - False Pretenses	41	21	25	0
Fraud - Credit Card/ATM	30	3	1	0
Fraud - Impersonation	41	7	4	0
Fraud - Welfare	0	0	0	0
Fraud - Wire	7	0	0	0
Motor Vehicle Theft	11	5	4	2
Robbery	2	1	1	1
Stolen Property Offenses	1	1	0	0
Theft - Pocket-picking	3	0	0	0
Theft - Purse Snatching	0	0	0	0
Theft - Shoplifting	100	86	88	7
Theft From Building	49	10	5	0
Theft From Coin Machine	0	0	0	0
Theft From Motor Vehicle	127	4	3	0
Theft of Motor Vehicle Parts	8	0	0	0
Theft - All Other Larceny	41	10	15	3
Crimes Against Society				
Drug/Narcotic Violations	98	98	90	26
Drug/Narcotic Equipment Violations	63	62	16	4
Gambling - Betting/Wagering	0	0	0	0
Gambling - Operating/Promoting	0	0	0	0
Gambling - Equipment Violations	0	0	0	0
Gambling - Sports Tampering	0	0	0	0
Pornography/Obscene Material	2	1	0	0
Prostitution	0	0	0	0
Prostitution Assisting/Promoting	0	0	0	0
Purchasing Prostitution	0	0	0	0
Weapon Law Violations	11	10	4	0
Total Group A Offenses	1,133	596	370	66



Springfield Police Department - 2015

2014 Population Estimate **16,752**

Offense Overview

Offense Total 1,599

Number Cleared 878

Percent Cleared 54.91 %

Group A Crimes per 100,000
population 9,545.1

Arrest Overview

Total Arrests 905

Adult Arrests 862

Juvenile Arrests 43

Unknown Age 0

Arrests per 100,000 population 5,402.3

Average number offenses/incident 1.15

Domestic Violence Victims		
Offense	Reported	Cleared
Murder	0	0
Aggravated Assault	28	16
Simple Assault	178	132
Intimidation	14	13
Stalking	2	1
Forcible Rape	6	4
Forcible Sodomy	0	0
Sexual Assault W/Object	0	0
Forcible Fondling	3	1
Incest	0	0
Statutory Rape	0	0
Kidnapping/Abduction	1	1
Total	232	168

TIBRS Group B Arrests		
Offense	Adult	Juvenile
Bad Checks	0	0
Curfew/Vagrancy	0	10
Disorderly Conduct	16	6
DUI	66	0
Drunkenness	63	0
Family-Non Violent	0	0
Liquor Law Violations	8	8
Peeping Tom	0	0
Trespass	50	0
All Other Offenses	57	1
Total Group B	260	25

TIBRS Group A Offenses	Offenses		Arrests	
	Reported	Cleared	Adult	Juvenile
Crimes Against Persons				
Murder	0	0	0	0
Negligent Manslaughter	0	0	0	0
Kidnapping/Abduction	1	1	2	0
Forcible Rape	19	4	2	1
Forcible Sodomy	0	0	0	0
Sexual Assault W/Object	0	0	0	0
Forcible Fondling	7	2	2	0
Incest	0	0	0	0
Statutory Rape	2	1	1	0
Aggravated Assault	79	49	36	2
Simple Assault	313	227	104	3
Intimidation	57	42	4	0
Stalking	10	8	2	0
Commercial Sex Acts	0	0	0	0
Involuntary Servitude	0	0	0	0
Crimes Against Property				
Arson	1	0	0	0
Bribery	0	0	0	0
Burglary	58	9	10	1
Counterfeiting/Forgery	30	3	1	0
Destruction/Damage/Vandalism	129	41	15	0
Embezzlement	13	2	1	0
Extortion/Blackmail	0	0	0	0
Fraud - False Pretenses	51	24	4	0
Fraud - Credit Card/ATM	18	5	2	0
Fraud - Impersonation	16	11	4	0
Fraud - Welfare	0	0	0	0
Fraud - Wire	0	0	0	0
Motor Vehicle Theft	39	7	7	1
Robbery	41	12	13	2
Stolen Property Offenses	2	0	0	0
Theft - Pocket-picking	0	0	0	0
Theft - Purse Snatching	1	1	1	0
Theft - Shoplifting	348	259	283	5
Theft From Building	105	29	13	0
Theft From Coin Machine	0	0	0	0
Theft From Motor Vehicle	63	20	11	0
Theft of Motor Vehicle Parts	17	2	0	0
Theft - All Other Larceny	43	12	4	1
Crimes Against Society				
Drug/Narcotic Violations	89	65	62	1
Drug/Narcotic Equipment Violations	28	25	10	1
Gambling - Betting/Wagering	1	0	0	0
Gambling - Operating/Promoting	0	0	0	0
Gambling - Equipment Violations	0	0	0	0
Gambling - Sports Tampering	0	0	0	0
Pornography/Obscene Material	1	1	1	0
Prostitution	0	0	0	0
Prostitution Assisting/Promoting	0	0	0	0
Purchasing Prostitution	0	0	0	0
Weapon Law Violations	17	16	7	0
Total Group A Offenses	1,599	878	602	18



2014 Population Estimate	785
Offense Overview	
Offense Total	14
Number Cleared	6
Percent Cleared	42.86 %
Group A Crimes per 100,000 population	1,783.4
Arrest Overview	
Total Arrests	4
Adult Arrests	3
Juvenile Arrests	1
Unknown Age	0
Arrests per 100,000 population	509.6
Average number offenses/incident	1.27

Domestic Violence Victims		
Offense	Reported	Cleared
Murder	0	0
Aggravated Assault	0	0
Simple Assault	1	1
Intimidation	1	0
Stalking	0	0
Forcible Rape	0	0
Forcible Sodomy	0	0
Sexual Assault W/Object	0	0
Forcible Fondling	0	0
Incest	0	0
Statutory Rape	0	0
Kidnapping/Abduction	0	0
Total	2	1

TIBRS Group B Arrests		
Offense	Adult	Juvenile
Bad Checks	0	0
Curfew/Vagrancy	0	0
Disorderly Conduct	0	0
DUI	0	0
Drunkenness	0	0
Family-Non Violent	0	0
Liquor Law Violations	0	0
Peeping Tom	0	0
Trespass	0	0
All Other Offenses	0	0
Total Group B	0	0

TIBRS Group A Offenses	Offenses		Arrests	
	Reported	Cleared	Adult	Juvenile
Crimes Against Persons				
Murder	0	0	0	0
Negligent Manslaughter	0	0	0	0
Kidnapping/Abduction	0	0	0	0
Forcible Rape	0	0	0	0
Forcible Sodomy	0	0	0	0
Sexual Assault W/Object	0	0	0	0
Forcible Fondling	0	0	0	0
Incest	0	0	0	0
Statutory Rape	0	0	0	0
Aggravated Assault	0	0	0	0
Simple Assault	2	1	1	0
Intimidation	1	0	0	0
Stalking	0	0	0	0
Commercial Sex Acts	0	0	0	0
Involuntary Servitude	0	0	0	0
Crimes Against Property				
Arson	0	0	0	0
Bribery	0	0	0	0
Burglary	2	0	0	0
Counterfeiting/Forgery	0	0	0	0
Destruction/Damage/Vandalism	0	0	0	0
Embezzlement	0	0	0	0
Extortion/Blackmail	0	0	0	0
Fraud - False Pretenses	0	0	0	0
Fraud - Credit Card/ATM	0	0	0	0
Fraud - Impersonation	0	0	0	0
Fraud - Welfare	0	0	0	0
Fraud - Wire	0	0	0	0
Motor Vehicle Theft	0	0	0	0
Robbery	0	0	0	0
Stolen Property Offenses	0	0	0	0
Theft - Pocket-picking	0	0	0	0
Theft - Purse Snatching	0	0	0	0
Theft - Shoplifting	0	0	0	0
Theft From Building	1	0	0	0
Theft From Coin Machine	0	0	0	0
Theft From Motor Vehicle	1	0	0	0
Theft of Motor Vehicle Parts	0	0	0	0
Theft - All Other Larceny	1	0	0	0
Crimes Against Society				
Drug/Narcotic Violations	4	3	2	1
Drug/Narcotic Equipment Violations	2	2	0	0
Gambling - Betting/Wagering	0	0	0	0
Gambling - Operating/Promoting	0	0	0	0
Gambling - Equipment Violations	0	0	0	0
Gambling - Sports Tampering	0	0	0	0
Pornography/Obscene Material	0	0	0	0
Prostitution	0	0	0	0
Prostitution Assisting/Promoting	0	0	0	0
Purchasing Prostitution	0	0	0	0
Weapon Law Violations	0	0	0	0
Total Group A Offenses	14	6	3	1



2014 Population Estimate **547**

Offense Overview

Offense Total 0

Number Cleared 0

Percent Cleared 0.00 %

Group A Crimes per 100,000 population 0.0

Arrest Overview

Total Arrests 0

Adult Arrests 0

Juvenile Arrests 0

Unknown Age 0

Arrests per 100,000 population 0.0

Average number offenses/incident 0.00

Domestic Violence Victims		
Offense	Reported	Cleared
Murder	0	0
Aggravated Assault	0	0
Simple Assault	0	0
Intimidation	0	0
Stalking	0	0
Forcible Rape	0	0
Forcible Sodomy	0	0
Sexual Assault W/Object	0	0
Forcible Fondling	0	0
Incest	0	0
Statutory Rape	0	0
Kidnapping/Abduction	0	0
Total	0	0

TIBRS Group B Arrests		
Offense	Adult	Juvenile
Bad Checks	0	0
Curfew/Vagrancy	0	0
Disorderly Conduct	0	0
DUI	0	0
Drunkenness	0	0
Family-Non Violent	0	0
Liquor Law Violations	0	0
Peeping Tom	0	0
Trespass	0	0
All Other Offenses	0	0
Total Group B	0	0

TIBRS Group A Offenses	Offenses		Arrests	
	Reported	Cleared	Adult	Juvenile
Crimes Against Persons				
Murder	0	0	0	0
Negligent Manslaughter	0	0	0	0
Kidnapping/Abduction	0	0	0	0
Forcible Rape	0	0	0	0
Forcible Sodomy	0	0	0	0
Sexual Assault W/Object	0	0	0	0
Forcible Fondling	0	0	0	0
Incest	0	0	0	0
Statutory Rape	0	0	0	0
Aggravated Assault	0	0	0	0
Simple Assault	0	0	0	0
Intimidation	0	0	0	0
Stalking	0	0	0	0
Commercial Sex Acts	0	0	0	0
Involuntary Servitude	0	0	0	0
Crimes Against Property				
Arson	0	0	0	0
Bribery	0	0	0	0
Burglary	0	0	0	0
Counterfeiting/Forgery	0	0	0	0
Destruction/Damage/Vandalism	0	0	0	0
Embezzlement	0	0	0	0
Extortion/Blackmail	0	0	0	0
Fraud - False Pretenses	0	0	0	0
Fraud - Credit Card/ATM	0	0	0	0
Fraud - Impersonation	0	0	0	0
Fraud - Welfare	0	0	0	0
Fraud - Wire	0	0	0	0
Motor Vehicle Theft	0	0	0	0
Robbery	0	0	0	0
Stolen Property Offenses	0	0	0	0
Theft - Pocket-picking	0	0	0	0
Theft - Purse Snatching	0	0	0	0
Theft - Shoplifting	0	0	0	0
Theft From Building	0	0	0	0
Theft From Coin Machine	0	0	0	0
Theft From Motor Vehicle	0	0	0	0
Theft of Motor Vehicle Parts	0	0	0	0
Theft - All Other Larceny	0	0	0	0
Crimes Against Society				
Drug/Narcotic Violations	0	0	0	0
Drug/Narcotic Equipment Violations	0	0	0	0
Gambling - Betting/Wagering	0	0	0	0
Gambling - Operating/Promoting	0	0	0	0
Gambling - Equipment Violations	0	0	0	0
Gambling - Sports Tampering	0	0	0	0
Pornography/Obscene Material	0	0	0	0
Prostitution	0	0	0	0
Prostitution Assisting/Promoting	0	0	0	0
Purchasing Prostitution	0	0	0	0
Weapon Law Violations	0	0	0	0
Total Group A Offenses	0	0	0	0



Surgoinville Police Department - 2015

2014 Population Estimate 1,799

Offense Overview

Offense Total 33
 Number Cleared 12
 Percent Cleared 36.36 %

Group A Crimes per 100,000 population 1,834.4

Arrest Overview

Total Arrests 19
 Adult Arrests 14
 Juvenile Arrests 5
 Unknown Age 0

Arrests per 100,000 population 1,056.1

Average number offenses/incident 1.06

Domestic Violence Victims		
Offense	Reported	Cleared
Murder	0	0
Aggravated Assault	0	0
Simple Assault	2	1
Intimidation	2	0
Stalking	0	0
Forcible Rape	0	0
Forcible Sodomy	0	0
Sexual Assault W/Object	0	0
Forcible Fondling	0	0
Incest	0	0
Statutory Rape	0	0
Kidnapping/Abduction	0	0
Total	4	1

TIBRS Group B Arrests		
Offense	Adult	Juvenile
Bad Checks	0	0
Curfew/Vagrancy	0	0
Disorderly Conduct	1	0
DUI	0	0
Drunkenness	1	0
Family-Non Violent	0	0
Liquor Law Violations	0	0
Peeping Tom	0	0
Trespass	0	0
All Other Offenses	4	0
Total Group B	6	0

TIBRS Group A Offenses	Offenses		Arrests	
	Reported	Cleared	Adult	Juvenile
Crimes Against Persons				
Murder	0	0	0	0
Negligent Manslaughter	0	0	0	0
Kidnapping/Abduction	0	0	0	0
Forcible Rape	0	0	0	0
Forcible Sodomy	0	0	0	0
Sexual Assault W/Object	0	0	0	0
Forcible Fondling	0	0	0	0
Incest	0	0	0	0
Statutory Rape	0	0	0	0
Aggravated Assault	0	0	0	0
Simple Assault	5	2	2	0
Intimidation	2	0	0	0
Stalking	0	0	0	0
Commercial Sex Acts	0	0	0	0
Involuntary Servitude	0	0	0	0
Crimes Against Property				
Arson	0	0	0	0
Bribery	0	0	0	0
Burglary	1	0	0	0
Counterfeiting/Forgery	1	1	1	0
Destruction/Damage/Vandalism	7	4	0	4
Embezzlement	0	0	0	0
Extortion/Blackmail	0	0	0	0
Fraud - False Pretenses	1	0	0	0
Fraud - Credit Card/ATM	3	1	1	0
Fraud - Impersonation	0	0	0	0
Fraud - Welfare	0	0	0	0
Fraud - Wire	0	0	0	0
Motor Vehicle Theft	1	1	0	1
Robbery	0	0	0	0
Stolen Property Offenses	0	0	0	0
Theft - Pocket-picking	0	0	0	0
Theft - Purse Snatching	0	0	0	0
Theft - Shoplifting	0	0	0	0
Theft From Building	7	1	3	0
Theft From Coin Machine	0	0	0	0
Theft From Motor Vehicle	1	0	0	0
Theft of Motor Vehicle Parts	0	0	0	0
Theft - All Other Larceny	3	1	0	0
Crimes Against Society				
Drug/Narcotic Violations	1	1	1	0
Drug/Narcotic Equipment Violations	0	0	0	0
Gambling - Betting/Wagering	0	0	0	0
Gambling - Operating/Promoting	0	0	0	0
Gambling - Equipment Violations	0	0	0	0
Gambling - Sports Tampering	0	0	0	0
Pornography/Obscene Material	0	0	0	0
Prostitution	0	0	0	0
Prostitution Assisting/Promoting	0	0	0	0
Purchasing Prostitution	0	0	0	0
Weapon Law Violations	0	0	0	0
Total Group A Offenses	33	12	8	5



2014 Population Estimate **5,874**

Offense Overview

Offense Total 780
 Number Cleared 240
 Percent Cleared 30.77 %

Group A Crimes per 100,000 population 13,278.9

Arrest Overview

Total Arrests 284
 Adult Arrests 267
 Juvenile Arrests 17
 Unknown Age 0

Arrests per 100,000 population 4,834.9

Average number offenses/incident 1.20

Domestic Violence Victims		
Offense	Reported	Cleared
Murder	0	0
Aggravated Assault	11	7
Simple Assault	59	22
Intimidation	13	1
Stalking	0	0
Forcible Rape	0	0
Forcible Sodomy	0	0
Sexual Assault W/Object	0	0
Forcible Fondling	0	0
Incest	1	1
Statutory Rape	0	0
Kidnapping/Abduction	2	1
Total	86	32

TIBRS Group B Arrests		
Offense	Adult	Juvenile
Bad Checks	0	0
Curfew/Vagrancy	0	0
Disorderly Conduct	7	1
DUI	9	0
Drunkenness	22	1
Family-Non Violent	4	0
Liquor Law Violations	0	0
Peeping Tom	0	0
Trespass	8	0
All Other Offenses	20	1
Total Group B	70	3

TIBRS Group A Offenses	Offenses		Arrests	
	Reported	Cleared	Adult	Juvenile
Crimes Against Persons				
Murder	0	0	0	0
Negligent Manslaughter	0	0	0	0
Kidnapping/Abduction	4	1	0	0
Forcible Rape	0	0	0	0
Forcible Sodomy	1	0	0	0
Sexual Assault W/Object	0	0	0	0
Forcible Fondling	2	1	1	0
Incest	1	1	1	0
Statutory Rape	0	0	0	0
Aggravated Assault	33	14	13	0
Simple Assault	108	31	25	3
Intimidation	17	2	2	0
Stalking	0	0	0	0
Commercial Sex Acts	0	0	0	0
Involuntary Servitude	0	0	0	0
Crimes Against Property				
Arson	1	0	0	0
Bribery	0	0	0	0
Burglary	92	15	14	0
Counterfeiting/Forgery	14	3	3	0
Destruction/Damage/Vandalism	72	11	1	5
Embezzlement	12	6	6	0
Extortion/Blackmail	0	0	0	0
Fraud - False Pretenses	43	13	9	0
Fraud - Credit Card/ATM	34	7	4	0
Fraud - Impersonation	12	7	5	0
Fraud - Welfare	0	0	0	0
Fraud - Wire	0	0	0	0
Motor Vehicle Theft	34	10	7	0
Robbery	6	2	2	0
Stolen Property Offenses	4	4	3	0
Theft - Pocket-picking	0	0	0	0
Theft - Purse Snatching	0	0	0	0
Theft - Shoplifting	56	29	34	0
Theft From Building	50	9	7	0
Theft From Coin Machine	3	1	1	0
Theft From Motor Vehicle	37	6	7	0
Theft of Motor Vehicle Parts	8	1	1	0
Theft - All Other Larceny	71	5	5	0
Crimes Against Society				
Drug/Narcotic Violations	38	35	39	5
Drug/Narcotic Equipment Violations	23	22	5	1
Gambling - Betting/Wagering	0	0	0	0
Gambling - Operating/Promoting	0	0	0	0
Gambling - Equipment Violations	0	0	0	0
Gambling - Sports Tampering	0	0	0	0
Pornography/Obscene Material	0	0	0	0
Prostitution	0	0	0	0
Prostitution Assisting/Promoting	0	0	0	0
Purchasing Prostitution	0	0	0	0
Weapon Law Violations	4	4	2	0
Total Group A Offenses	780	240	197	14



2014 Population Estimate **2,181**

Offense Overview

Offense Total 390
 Number Cleared 288
 Percent Cleared 73.85 %

Group A Crimes per 100,000
 population 17,881.7

Arrest Overview

Total Arrests 404
 Adult Arrests 383
 Juvenile Arrests 21
 Unknown Age 0

Arrests per 100,000 population 18,523.6

Average number offenses/incident 1.30

Domestic Violence Victims		
Offense	Reported	Cleared
Murder	0	0
Aggravated Assault	4	4
Simple Assault	25	21
Intimidation	2	2
Stalking	0	0
Forcible Rape	0	0
Forcible Sodomy	0	0
Sexual Assault W/Object	0	0
Forcible Fondling	0	0
Incest	0	0
Statutory Rape	0	0
Kidnapping/Abduction	3	3
Total	34	30

TIBRS Group B Arrests		
Offense	Adult	Juvenile
Bad Checks	2	0
Curfew/Vagrancy	0	11
Disorderly Conduct	15	2
DUI	84	0
Drunkenness	23	0
Family-Non Violent	4	0
Liquor Law Violations	1	0
Peeping Tom	0	0
Trespass	1	0
All Other Offenses	9	0
Total Group B	139	13

TIBRS Group A Offenses	Offenses		Arrests	
	Reported	Cleared	Adult	Juvenile
Crimes Against Persons				
Murder	0	0	0	0
Negligent Manslaughter	0	0	0	0
Kidnapping/Abduction	3	3	0	0
Forcible Rape	0	0	0	0
Forcible Sodomy	0	0	0	0
Sexual Assault W/Object	0	0	0	0
Forcible Fondling	0	0	0	0
Incest	0	0	0	0
Statutory Rape	0	0	0	0
Aggravated Assault	10	10	4	1
Simple Assault	38	30	27	3
Intimidation	10	5	3	0
Stalking	1	0	0	0
Commercial Sex Acts	0	0	0	0
Involuntary Servitude	0	0	0	0
Crimes Against Property				
Arson	0	0	0	0
Bribery	0	0	0	0
Burglary	17	2	2	0
Counterfeiting/Forgery	9	3	2	0
Destruction/Damage/Vandalism	18	3	3	1
Embezzlement	0	0	0	0
Extortion/Blackmail	0	0	0	0
Fraud - False Pretenses	14	9	5	0
Fraud - Credit Card/ATM	3	1	1	0
Fraud - Impersonation	0	0	0	0
Fraud - Welfare	0	0	0	0
Fraud - Wire	1	0	0	0
Motor Vehicle Theft	5	0	0	0
Robbery	1	0	0	0
Stolen Property Offenses	0	0	0	0
Theft - Pocket-picking	0	0	0	0
Theft - Purse Snatching	0	0	0	0
Theft - Shoplifting	26	23	24	2
Theft From Building	14	4	6	0
Theft From Coin Machine	0	0	0	0
Theft From Motor Vehicle	10	1	2	0
Theft of Motor Vehicle Parts	10	0	0	0
Theft - All Other Larceny	6	2	2	0
Crimes Against Society				
Drug/Narcotic Violations	104	103	125	0
Drug/Narcotic Equipment Violations	81	80	36	1
Gambling - Betting/Wagering	0	0	0	0
Gambling - Operating/Promoting	0	0	0	0
Gambling - Equipment Violations	1	1	1	0
Gambling - Sports Tampering	0	0	0	0
Pornography/Obscene Material	0	0	0	0
Prostitution	0	0	0	0
Prostitution Assisting/Promoting	0	0	0	0
Purchasing Prostitution	0	0	0	0
Weapon Law Violations	8	8	1	0
Total Group A Offenses	390	288	244	8



Tellico Plains Police Department - 2015

2014 Population Estimate **913**

Offense Overview

Offense Total 67

Number Cleared 21

Percent Cleared 31.34 %

Group A Crimes per 100,000 population 7,338.4

Arrest Overview

Total Arrests 60

Adult Arrests 60

Juvenile Arrests 0

Unknown Age 0

Arrests per 100,000 population 6,571.7

Average number offenses/incident 1.08

Domestic Violence Victims		
Offense	Reported	Cleared
Murder	0	0
Aggravated Assault	2	1
Simple Assault	1	0
Intimidation	1	0
Stalking	0	0
Forcible Rape	0	0
Forcible Sodomy	0	0
Sexual Assault W/Object	0	0
Forcible Fondling	0	0
Incest	0	0
Statutory Rape	0	0
Kidnapping/Abduction	0	0
Total	4	1

TIBRS Group B Arrests		
Offense	Adult	Juvenile
Bad Checks	0	0
Curfew/Vagrancy	0	0
Disorderly Conduct	1	0
DUI	11	0
Drunkenness	7	0
Family-Non Violent	0	0
Liquor Law Violations	1	0
Peeping Tom	0	0
Trespass	1	0
All Other Offenses	17	0
Total Group B	38	0

TIBRS Group A Offenses	Offenses		Arrests	
	Reported	Cleared	Adult	Juvenile
Crimes Against Persons				
Murder	0	0	0	0
Negligent Manslaughter	0	0	0	0
Kidnapping/Abduction	0	0	0	0
Forcible Rape	0	0	0	0
Forcible Sodomy	0	0	0	0
Sexual Assault W/Object	0	0	0	0
Forcible Fondling	3	0	0	0
Incest	0	0	0	0
Statutory Rape	0	0	0	0
Aggravated Assault	5	3	3	0
Simple Assault	5	0	0	0
Intimidation	2	0	0	0
Stalking	0	0	0	0
Commercial Sex Acts	0	0	0	0
Involuntary Servitude	0	0	0	0
Crimes Against Property				
Arson	0	0	0	0
Bribery	0	0	0	0
Burglary	7	0	0	0
Counterfeiting/Forgery	0	0	0	0
Destruction/Damage/Vandalism	7	0	0	0
Embezzlement	0	0	0	0
Extortion/Blackmail	0	0	0	0
Fraud - False Pretenses	1	0	0	0
Fraud - Credit Card/ATM	0	0	0	0
Fraud - Impersonation	2	1	1	0
Fraud - Welfare	0	0	0	0
Fraud - Wire	0	0	0	0
Motor Vehicle Theft	3	0	0	0
Robbery	0	0	0	0
Stolen Property Offenses	1	1	1	0
Theft - Pocket-picking	0	0	0	0
Theft - Purse Snatching	0	0	0	0
Theft - Shoplifting	0	0	0	0
Theft From Building	3	0	0	0
Theft From Coin Machine	0	0	0	0
Theft From Motor Vehicle	5	0	0	0
Theft of Motor Vehicle Parts	0	0	0	0
Theft - All Other Larceny	4	1	1	0
Crimes Against Society				
Drug/Narcotic Violations	14	11	13	0
Drug/Narcotic Equipment Violations	4	3	2	0
Gambling - Betting/Wagering	0	0	0	0
Gambling - Operating/Promoting	0	0	0	0
Gambling - Equipment Violations	0	0	0	0
Gambling - Sports Tampering	0	0	0	0
Pornography/Obscene Material	0	0	0	0
Prostitution	0	0	0	0
Prostitution Assisting/Promoting	0	0	0	0
Purchasing Prostitution	0	0	0	0
Weapon Law Violations	1	1	1	0
Total Group A Offenses	67	21	22	0



Tiptonville Police Department - 2015

2014 Population Estimate 4,385

Offense Overview

Offense Total 129
 Number Cleared 89
 Percent Cleared 68.99 %

Group A Crimes per 100,000 population 2,941.8

Arrest Overview

Total Arrests 121
 Adult Arrests 108
 Juvenile Arrests 13
 Unknown Age 0

Arrests per 100,000 population 2,759.4

Average number offenses/incident 1.22

Domestic Violence Victims		
Offense	Reported	Cleared
Murder	0	0
Aggravated Assault	1	1
Simple Assault	20	20
Intimidation	0	0
Stalking	0	0
Forcible Rape	0	0
Forcible Sodomy	0	0
Sexual Assault W/Object	0	0
Forcible Fondling	1	1
Incest	0	0
Statutory Rape	0	0
Kidnapping/Abduction	1	1
Total	23	23

TIBRS Group B Arrests		
Offense	Adult	Juvenile
Bad Checks	0	0
Curfew/Vagrancy	0	0
Disorderly Conduct	2	0
DUI	0	0
Drunkenness	20	0
Family-Non Violent	0	0
Liquor Law Violations	0	0
Peeping Tom	0	0
Trespass	10	0
All Other Offenses	8	2
Total Group B	40	2

TIBRS Group A Offenses	Offenses		Arrests	
	Reported	Cleared	Adult	Juvenile
Crimes Against Persons				
Murder	0	0	0	0
Negligent Manslaughter	0	0	0	0
Kidnapping/Abduction	1	1	1	0
Forcible Rape	0	0	0	0
Forcible Sodomy	0	0	0	0
Sexual Assault W/Object	0	0	0	0
Forcible Fondling	1	1	1	0
Incest	0	0	0	0
Statutory Rape	1	1	1	0
Aggravated Assault	7	6	8	0
Simple Assault	25	25	23	1
Intimidation	0	0	0	0
Stalking	0	0	0	0
Commercial Sex Acts	0	0	0	0
Involuntary Servitude	0	0	0	0
Crimes Against Property				
Arson	1	1	1	0
Bribery	0	0	0	0
Burglary	13	6	6	0
Counterfeiting/Forgery	8	8	3	0
Destruction/Damage/Vandalism	14	6	3	6
Embezzlement	3	3	3	0
Extortion/Blackmail	0	0	0	0
Fraud - False Pretenses	10	8	0	0
Fraud - Credit Card/ATM	1	1	0	1
Fraud - Impersonation	1	0	0	0
Fraud - Welfare	0	0	0	0
Fraud - Wire	0	0	0	0
Motor Vehicle Theft	1	0	0	0
Robbery	1	0	0	0
Stolen Property Offenses	0	0	0	0
Theft - Pocket-picking	0	0	0	0
Theft - Purse Snatching	0	0	0	0
Theft - Shoplifting	5	4	4	1
Theft From Building	10	4	4	0
Theft From Coin Machine	0	0	0	0
Theft From Motor Vehicle	10	3	2	2
Theft of Motor Vehicle Parts	0	0	0	0
Theft - All Other Larceny	6	2	2	0
Crimes Against Society				
Drug/Narcotic Violations	4	4	4	0
Drug/Narcotic Equipment Violations	2	2	1	0
Gambling - Betting/Wagering	0	0	0	0
Gambling - Operating/Promoting	0	0	0	0
Gambling - Equipment Violations	0	0	0	0
Gambling - Sports Tampering	0	0	0	0
Pornography/Obscene Material	0	0	0	0
Prostitution	0	0	0	0
Prostitution Assisting/Promoting	0	0	0	0
Purchasing Prostitution	0	0	0	0
Weapon Law Violations	4	3	1	0
Total Group A Offenses	129	89	68	11



2014 Population Estimate 346

Offense Overview

Offense Total 11
 Number Cleared 7
 Percent Cleared 63.64 %

Group A Crimes per 100,000 population 3,179.2

Arrest Overview

Total Arrests 11
 Adult Arrests 7
 Juvenile Arrests 4
 Unknown Age 0

Arrests per 100,000 population 3,179.2

Average number offenses/incident 1.10

Domestic Violence Victims		
Offense	Reported	Cleared
Murder	0	0
Aggravated Assault	1	1
Simple Assault	1	1
Intimidation	0	0
Stalking	0	0
Forcible Rape	0	0
Forcible Sodomy	0	0
Sexual Assault W/Object	0	0
Forcible Fondling	0	0
Incest	0	0
Statutory Rape	0	0
Kidnapping/Abduction	0	0
Total	2	2

TIBRS Group B Arrests		
Offense	Adult	Juvenile
Bad Checks	0	0
Curfew/Vagrancy	0	0
Disorderly Conduct	0	0
DUI	1	0
Drunkenness	0	0
Family-Non Violent	0	0
Liquor Law Violations	1	3
Peeping Tom	0	0
Trespass	0	0
All Other Offenses	0	0
Total Group B	2	3

TIBRS Group A Offenses	Offenses		Arrests	
	Reported	Cleared	Adult	Juvenile
Crimes Against Persons				
Murder	0	0	0	0
Negligent Manslaughter	0	0	0	0
Kidnapping/Abduction	0	0	0	0
Forcible Rape	0	0	0	0
Forcible Sodomy	0	0	0	0
Sexual Assault W/Object	0	0	0	0
Forcible Fondling	0	0	0	0
Incest	0	0	0	0
Statutory Rape	0	0	0	0
Aggravated Assault	1	1	1	0
Simple Assault	4	4	2	1
Intimidation	0	0	0	0
Stalking	0	0	0	0
Commercial Sex Acts	0	0	0	0
Involuntary Servitude	0	0	0	0
Crimes Against Property				
Arson	0	0	0	0
Bribery	0	0	0	0
Burglary	1	0	0	0
Counterfeiting/Forgery	0	0	0	0
Destruction/Damage/Vandalism	1	0	0	0
Embezzlement	0	0	0	0
Extortion/Blackmail	0	0	0	0
Fraud - False Pretenses	0	0	0	0
Fraud - Credit Card/ATM	0	0	0	0
Fraud - Impersonation	0	0	0	0
Fraud - Welfare	0	0	0	0
Fraud - Wire	0	0	0	0
Motor Vehicle Theft	2	0	0	0
Robbery	0	0	0	0
Stolen Property Offenses	0	0	0	0
Theft - Pocket-picking	0	0	0	0
Theft - Purse Snatching	0	0	0	0
Theft - Shoplifting	0	0	0	0
Theft From Building	1	1	1	0
Theft From Coin Machine	0	0	0	0
Theft From Motor Vehicle	0	0	0	0
Theft of Motor Vehicle Parts	0	0	0	0
Theft - All Other Larceny	0	0	0	0
Crimes Against Society				
Drug/Narcotic Violations	0	0	0	0
Drug/Narcotic Equipment Violations	0	0	0	0
Gambling - Betting/Wagering	0	0	0	0
Gambling - Operating/Promoting	0	0	0	0
Gambling - Equipment Violations	0	0	0	0
Gambling - Sports Tampering	0	0	0	0
Pornography/Obscene Material	0	0	0	0
Prostitution	0	0	0	0
Prostitution Assisting/Promoting	0	0	0	0
Purchasing Prostitution	0	0	0	0
Weapon Law Violations	1	1	1	0
Total Group A Offenses	11	7	5	1



2014 Population Estimate **451**

Offense Overview

Offense Total 23
 Number Cleared 1
 Percent Cleared 4.35 %

Group A Crimes per 100,000 population 5,099.8

Arrest Overview

Total Arrests 1
 Adult Arrests 1
 Juvenile Arrests 0
 Unknown Age 0

Arrests per 100,000 population 221.7

Average number offenses/incident 1.05

Domestic Violence Victims		
Offense	Reported	Cleared
Murder	0	0
Aggravated Assault	0	0
Simple Assault	1	1
Intimidation	0	0
Stalking	0	0
Forcible Rape	0	0
Forcible Sodomy	0	0
Sexual Assault W/Object	0	0
Forcible Fondling	0	0
Incest	0	0
Statutory Rape	0	0
Kidnapping/Abduction	0	0
Total	1	1

TIBRS Group B Arrests		
Offense	Adult	Juvenile
Bad Checks	0	0
Curfew/Vagrancy	0	0
Disorderly Conduct	0	0
DUI	0	0
Drunkenness	0	0
Family-Non Violent	0	0
Liquor Law Violations	0	0
Peeping Tom	0	0
Trespass	0	0
All Other Offenses	0	0
Total Group B	0	0

TIBRS Group A Offenses	Offenses		Arrests	
	Reported	Cleared	Adult	Juvenile
Crimes Against Persons				
Murder	0	0	0	0
Negligent Manslaughter	0	0	0	0
Kidnapping/Abduction	0	0	0	0
Forcible Rape	0	0	0	0
Forcible Sodomy	0	0	0	0
Sexual Assault W/Object	0	0	0	0
Forcible Fondling	0	0	0	0
Incest	0	0	0	0
Statutory Rape	0	0	0	0
Aggravated Assault	1	0	0	0
Simple Assault	1	1	1	0
Intimidation	1	0	0	0
Stalking	0	0	0	0
Commercial Sex Acts	0	0	0	0
Involuntary Servitude	0	0	0	0
Crimes Against Property				
Arson	0	0	0	0
Bribery	0	0	0	0
Burglary	4	0	0	0
Counterfeiting/Forgery	0	0	0	0
Destruction/Damage/Vandalism	2	0	0	0
Embezzlement	0	0	0	0
Extortion/Blackmail	0	0	0	0
Fraud - False Pretenses	0	0	0	0
Fraud - Credit Card/ATM	0	0	0	0
Fraud - Impersonation	2	0	0	0
Fraud - Welfare	0	0	0	0
Fraud - Wire	0	0	0	0
Motor Vehicle Theft	0	0	0	0
Robbery	0	0	0	0
Stolen Property Offenses	0	0	0	0
Theft - Pocket-picking	0	0	0	0
Theft - Purse Snatching	0	0	0	0
Theft - Shoplifting	1	0	0	0
Theft From Building	2	0	0	0
Theft From Coin Machine	2	0	0	0
Theft From Motor Vehicle	0	0	0	0
Theft of Motor Vehicle Parts	1	0	0	0
Theft - All Other Larceny	6	0	0	0
Crimes Against Society				
Drug/Narcotic Violations	0	0	0	0
Drug/Narcotic Equipment Violations	0	0	0	0
Gambling - Betting/Wagering	0	0	0	0
Gambling - Operating/Promoting	0	0	0	0
Gambling - Equipment Violations	0	0	0	0
Gambling - Sports Tampering	0	0	0	0
Pornography/Obscene Material	0	0	0	0
Prostitution	0	0	0	0
Prostitution Assisting/Promoting	0	0	0	0
Purchasing Prostitution	0	0	0	0
Weapon Law Violations	0	0	0	0
Total Group A Offenses	23	1	1	0



2014 Population Estimate 1,441

Offense Overview

Offense Total 57
Number Cleared 22
Percent Cleared 38.60 %

Group A Crimes per 100,000 population 3,955.6

Arrest Overview

Total Arrests 35
Adult Arrests 33
Juvenile Arrests 2
Unknown Age 0

Arrests per 100,000 population 2,428.9

Average number offenses/incident 1.14

Domestic Violence Victims		
Offense	Reported	Cleared
Murder	0	0
Aggravated Assault	5	4
Simple Assault	8	6
Intimidation	0	0
Stalking	0	0
Forcible Rape	0	0
Forcible Sodomy	0	0
Sexual Assault W/Object	0	0
Forcible Fondling	0	0
Incest	0	0
Statutory Rape	0	0
Kidnapping/Abduction	0	0
Total	13	10

TIBRS Group B Arrests		
Offense	Adult	Juvenile
Bad Checks	0	0
Curfew/Vagrancy	0	0
Disorderly Conduct	1	0
DUI	2	0
Drunkenness	0	0
Family-Non Violent	0	0
Liquor Law Violations	1	0
Peeping Tom	0	0
Trespass	1	0
All Other Offenses	6	0
Total Group B	11	0

TIBRS Group A Offenses	Offenses		Arrests	
	Reported	Cleared	Adult	Juvenile
Crimes Against Persons				
Murder	0	0	0	0
Negligent Manslaughter	0	0	0	0
Kidnapping/Abduction	0	0	0	0
Forcible Rape	0	0	0	0
Forcible Sodomy	0	0	0	0
Sexual Assault W/Object	0	0	0	0
Forcible Fondling	0	0	0	0
Incest	0	0	0	0
Statutory Rape	0	0	0	0
Aggravated Assault	6	4	2	0
Simple Assault	10	7	3	2
Intimidation	0	0	0	0
Stalking	0	0	0	0
Commercial Sex Acts	0	0	0	0
Involuntary Servitude	0	0	0	0
Crimes Against Property				
Arson	0	0	0	0
Bribery	0	0	0	0
Burglary	6	1	1	0
Counterfeiting/Forgery	0	0	0	0
Destruction/Damage/Vandalism	4	0	0	0
Embezzlement	0	0	0	0
Extortion/Blackmail	0	0	0	0
Fraud - False Pretenses	0	0	0	0
Fraud - Credit Card/ATM	0	0	0	0
Fraud - Impersonation	0	0	0	0
Fraud - Welfare	0	0	0	0
Fraud - Wire	0	0	0	0
Motor Vehicle Theft	2	0	0	0
Robbery	2	0	0	0
Stolen Property Offenses	0	0	0	0
Theft - Pocket-picking	0	0	0	0
Theft - Purse Snatching	0	0	0	0
Theft - Shoplifting	3	1	1	0
Theft From Building	0	0	0	0
Theft From Coin Machine	1	0	0	0
Theft From Motor Vehicle	0	0	0	0
Theft of Motor Vehicle Parts	1	0	0	0
Theft - All Other Larceny	15	4	3	0
Crimes Against Society				
Drug/Narcotic Violations	4	3	4	0
Drug/Narcotic Equipment Violations	3	2	8	0
Gambling - Betting/Wagering	0	0	0	0
Gambling - Operating/Promoting	0	0	0	0
Gambling - Equipment Violations	0	0	0	0
Gambling - Sports Tampering	0	0	0	0
Pornography/Obscene Material	0	0	0	0
Prostitution	0	0	0	0
Prostitution Assisting/Promoting	0	0	0	0
Purchasing Prostitution	0	0	0	0
Weapon Law Violations	0	0	0	0
Total Group A Offenses	57	22	22	2



2014 Population Estimate 4,157

Offense Overview

Offense Total 261
 Number Cleared 69
 Percent Cleared 26.44 %

Group A Crimes per 100,000 population 6,278.6

Arrest Overview

Total Arrests 186
 Adult Arrests 179
 Juvenile Arrests 7
 Unknown Age 0

Arrests per 100,000 population 4,474.4

Average number offenses/incident 1.11

Domestic Violence Victims		
Offense	Reported	Cleared
Murder	0	0
Aggravated Assault	4	3
Simple Assault	27	8
Intimidation	10	0
Stalking	0	0
Forcible Rape	0	0
Forcible Sodomy	0	0
Sexual Assault W/Object	0	0
Forcible Fondling	1	1
Incest	0	0
Statutory Rape	0	0
Kidnapping/Abduction	0	0
Total	42	12

TIBRS Group B Arrests		
Offense	Adult	Juvenile
Bad Checks	35	0
Curfew/Vagrancy	0	0
Disorderly Conduct	1	0
DUI	15	0
Drunkenness	11	0
Family-Non Violent	0	0
Liquor Law Violations	1	3
Peeping Tom	0	0
Trespass	7	0
All Other Offenses	58	0
Total Group B	128	3

TIBRS Group A Offenses	Offenses		Arrests	
	Reported	Cleared	Adult	Juvenile
Crimes Against Persons				
Murder	0	0	0	0
Negligent Manslaughter	0	0	0	0
Kidnapping/Abduction	0	0	0	0
Forcible Rape	2	0	0	0
Forcible Sodomy	0	0	0	0
Sexual Assault W/Object	0	0	0	0
Forcible Fondling	5	4	1	1
Incest	0	0	0	0
Statutory Rape	0	0	0	0
Aggravated Assault	13	9	6	0
Simple Assault	52	14	13	0
Intimidation	32	0	0	0
Stalking	0	0	0	0
Commercial Sex Acts	0	0	0	0
Involuntary Servitude	0	0	0	0
Crimes Against Property				
Arson	0	0	0	0
Bribery	0	0	0	0
Burglary	17	2	2	0
Counterfeiting/Forgery	3	0	0	0
Destruction/Damage/Vandalism	11	1	1	0
Embezzlement	1	1	1	0
Extortion/Blackmail	0	0	0	0
Fraud - False Pretenses	0	0	0	0
Fraud - Credit Card/ATM	0	0	0	0
Fraud - Impersonation	1	0	0	0
Fraud - Welfare	0	0	0	0
Fraud - Wire	0	0	0	0
Motor Vehicle Theft	2	0	0	0
Robbery	1	1	1	0
Stolen Property Offenses	0	0	0	0
Theft - Pocket-picking	0	0	0	0
Theft - Purse Snatching	1	1	0	0
Theft - Shoplifting	14	6	6	0
Theft From Building	26	1	0	0
Theft From Coin Machine	0	0	0	0
Theft From Motor Vehicle	4	0	0	0
Theft of Motor Vehicle Parts	3	0	0	0
Theft - All Other Larceny	47	4	2	0
Crimes Against Society				
Drug/Narcotic Violations	14	13	13	2
Drug/Narcotic Equipment Violations	8	8	3	0
Gambling - Betting/Wagering	0	0	0	0
Gambling - Operating/Promoting	0	0	0	0
Gambling - Equipment Violations	0	0	0	0
Gambling - Sports Tampering	0	0	0	0
Pornography/Obscene Material	0	0	0	0
Prostitution	0	0	0	0
Prostitution Assisting/Promoting	0	0	0	0
Purchasing Prostitution	0	0	0	0
Weapon Law Violations	4	4	2	1
Total Group A Offenses	261	69	51	4



2014 Population Estimate	851
Offense Overview	
Offense Total	63
Number Cleared	18
Percent Cleared	28.57 %
Group A Crimes per 100,000 population	7,403.1
Arrest Overview	
Total Arrests	18
Adult Arrests	17
Juvenile Arrests	1
Unknown Age	0
Arrests per 100,000 population	2,115.2
Average number offenses/incident	1.09

Domestic Violence Victims		
Offense	Reported	Cleared
Murder	0	0
Aggravated Assault	0	0
Simple Assault	3	3
Intimidation	0	0
Stalking	0	0
Forcible Rape	0	0
Forcible Sodomy	0	0
Sexual Assault W/Object	0	0
Forcible Fondling	0	0
Incest	0	0
Statutory Rape	0	0
Kidnapping/Abduction	1	1
Total	4	4

TIBRS Group B Arrests		
Offense	Adult	Juvenile
Bad Checks	0	0
Curfew/Vagrancy	0	0
Disorderly Conduct	0	0
DUI	2	0
Drunkenness	0	0
Family-Non Violent	0	0
Liquor Law Violations	0	0
Peeping Tom	0	0
Trespass	0	0
All Other Offenses	1	0
Total Group B	3	0

TIBRS Group A Offenses	Offenses		Arrests	
	Reported	Cleared	Adult	Juvenile
Crimes Against Persons				
Murder	0	0	0	0
Negligent Manslaughter	0	0	0	0
Kidnapping/Abduction	1	1	1	0
Forcible Rape	0	0	0	0
Forcible Sodomy	0	0	0	0
Sexual Assault W/Object	0	0	0	0
Forcible Fondling	0	0	0	0
Incest	0	0	0	0
Statutory Rape	0	0	0	0
Aggravated Assault	0	0	0	0
Simple Assault	5	4	3	0
Intimidation	0	0	0	0
Stalking	0	0	0	0
Commercial Sex Acts	0	0	0	0
Involuntary Servitude	0	0	0	0
Crimes Against Property				
Arson	0	0	0	0
Bribery	0	0	0	0
Burglary	7	0	0	0
Counterfeiting/Forgery	0	0	0	0
Destruction/Damage/Vandalism	7	2	1	0
Embezzlement	0	0	0	0
Extortion/Blackmail	0	0	0	0
Fraud - False Pretenses	1	1	1	0
Fraud - Credit Card/ATM	3	1	1	0
Fraud - Impersonation	0	0	0	0
Fraud - Welfare	0	0	0	0
Fraud - Wire	0	0	0	0
Motor Vehicle Theft	0	0	0	0
Robbery	0	0	0	0
Stolen Property Offenses	0	0	0	0
Theft - Pocket-picking	0	0	0	0
Theft - Purse Snatching	0	0	0	0
Theft - Shoplifting	2	2	2	0
Theft From Building	3	0	0	0
Theft From Coin Machine	0	0	0	0
Theft From Motor Vehicle	5	0	0	0
Theft of Motor Vehicle Parts	2	1	0	0
Theft - All Other Larceny	22	1	1	0
Crimes Against Society				
Drug/Narcotic Violations	1	1	1	0
Drug/Narcotic Equipment Violations	2	2	2	0
Gambling - Betting/Wagering	0	0	0	0
Gambling - Operating/Promoting	0	0	0	0
Gambling - Equipment Violations	0	0	0	0
Gambling - Sports Tampering	0	0	0	0
Pornography/Obscene Material	1	1	1	0
Prostitution	0	0	0	0
Prostitution Assisting/Promoting	0	0	0	0
Purchasing Prostitution	0	0	0	0
Weapon Law Violations	1	1	0	1
Total Group A Offenses	63	18	14	1



2014 Population Estimate	625
Offense Overview	
Offense Total	4
Number Cleared	2
Percent Cleared	50.00 %
Group A Crimes per 100,000 population	640.0
Arrest Overview	
Total Arrests	2
Adult Arrests	1
Juvenile Arrests	1
Unknown Age	0
Arrests per 100,000 population	320.0
Average number offenses/incident	1.00

Domestic Violence Victims		
Offense	Reported	Cleared
Murder	0	0
Aggravated Assault	0	0
Simple Assault	0	0
Intimidation	0	0
Stalking	0	0
Forcible Rape	0	0
Forcible Sodomy	0	0
Sexual Assault W/Object	0	0
Forcible Fondling	0	0
Incest	0	0
Statutory Rape	0	0
Kidnapping/Abduction	0	0
Total	0	0

TIBRS Group B Arrests		
Offense	Adult	Juvenile
Bad Checks	0	0
Curfew/Vagrancy	0	0
Disorderly Conduct	0	0
DUI	0	0
Drunkenness	0	0
Family-Non Violent	0	0
Liquor Law Violations	0	0
Peeping Tom	0	0
Trespass	0	0
All Other Offenses	0	0
Total Group B	0	0

TIBRS Group A Offenses	Offenses		Arrests	
	Reported	Cleared	Adult	Juvenile
Crimes Against Persons				
Murder	0	0	0	0
Negligent Manslaughter	0	0	0	0
Kidnapping/Abduction	0	0	0	0
Forcible Rape	0	0	0	0
Forcible Sodomy	0	0	0	0
Sexual Assault W/Object	0	0	0	0
Forcible Fondling	0	0	0	0
Incest	0	0	0	0
Statutory Rape	0	0	0	0
Aggravated Assault	0	0	0	0
Simple Assault	0	0	0	0
Intimidation	0	0	0	0
Stalking	0	0	0	0
Commercial Sex Acts	0	0	0	0
Involuntary Servitude	0	0	0	0
Crimes Against Property				
Arson	0	0	0	0
Bribery	0	0	0	0
Burglary	2	1	0	1
Counterfeiting/Forgery	0	0	0	0
Destruction/Damage/Vandalism	1	0	0	0
Embezzlement	0	0	0	0
Extortion/Blackmail	0	0	0	0
Fraud - False Pretenses	0	0	0	0
Fraud - Credit Card/ATM	0	0	0	0
Fraud - Impersonation	0	0	0	0
Fraud - Welfare	0	0	0	0
Fraud - Wire	0	0	0	0
Motor Vehicle Theft	0	0	0	0
Robbery	0	0	0	0
Stolen Property Offenses	0	0	0	0
Theft - Pocket-picking	0	0	0	0
Theft - Purse Snatching	0	0	0	0
Theft - Shoplifting	0	0	0	0
Theft From Building	0	0	0	0
Theft From Coin Machine	0	0	0	0
Theft From Motor Vehicle	0	0	0	0
Theft of Motor Vehicle Parts	0	0	0	0
Theft - All Other Larceny	0	0	0	0
Crimes Against Society				
Drug/Narcotic Violations	1	1	1	0
Drug/Narcotic Equipment Violations	0	0	0	0
Gambling - Betting/Wagering	0	0	0	0
Gambling - Operating/Promoting	0	0	0	0
Gambling - Equipment Violations	0	0	0	0
Gambling - Sports Tampering	0	0	0	0
Pornography/Obscene Material	0	0	0	0
Prostitution	0	0	0	0
Prostitution Assisting/Promoting	0	0	0	0
Purchasing Prostitution	0	0	0	0
Weapon Law Violations	0	0	0	0
Total Group A Offenses	4	2	1	1



Troy Police Department - 2015

2014 Population Estimate 1,331

Offense Overview

Offense Total 78
 Number Cleared 52
 Percent Cleared 66.67 %

Group A Crimes per 100,000 population 5,860.3

Arrest Overview

Total Arrests 50
 Adult Arrests 49
 Juvenile Arrests 1
 Unknown Age 0

Arrests per 100,000 population 3,756.6

Average number offenses/incident 1.28

Domestic Violence Victims		
Offense	Reported	Cleared
Murder	0	0
Aggravated Assault	1	1
Simple Assault	11	10
Intimidation	1	1
Stalking	0	0
Forcible Rape	0	0
Forcible Sodomy	0	0
Sexual Assault W/Object	0	0
Forcible Fondling	0	0
Incest	0	0
Statutory Rape	0	0
Kidnapping/Abduction	0	0
Total	13	12

TIBRS Group B Arrests		
Offense	Adult	Juvenile
Bad Checks	6	0
Curfew/Vagrancy	0	1
Disorderly Conduct	1	0
DUI	2	0
Drunkenness	3	0
Family-Non Violent	0	0
Liquor Law Violations	0	0
Peeping Tom	0	0
Trespass	2	0
All Other Offenses	2	0
Total Group B	16	1

TIBRS Group A Offenses	Offenses		Arrests	
	Reported	Cleared	Adult	Juvenile
Crimes Against Persons				
Murder	0	0	0	0
Negligent Manslaughter	0	0	0	0
Kidnapping/Abduction	0	0	0	0
Forcible Rape	0	0	0	0
Forcible Sodomy	0	0	0	0
Sexual Assault W/Object	0	0	0	0
Forcible Fondling	1	0	0	0
Incest	0	0	0	0
Statutory Rape	0	0	0	0
Aggravated Assault	5	5	2	0
Simple Assault	16	15	14	0
Intimidation	1	1	1	0
Stalking	0	0	0	0
Commercial Sex Acts	0	0	0	0
Involuntary Servitude	0	0	0	0
Crimes Against Property				
Arson	0	0	0	0
Bribery	0	0	0	0
Burglary	6	3	0	0
Counterfeiting/Forgery	0	0	0	0
Destruction/Damage/Vandalism	8	2	0	0
Embezzlement	0	0	0	0
Extortion/Blackmail	0	0	0	0
Fraud - False Pretenses	2	0	0	0
Fraud - Credit Card/ATM	1	1	0	0
Fraud - Impersonation	0	0	0	0
Fraud - Welfare	0	0	0	0
Fraud - Wire	0	0	0	0
Motor Vehicle Theft	4	1	0	0
Robbery	0	0	0	0
Stolen Property Offenses	1	0	0	0
Theft - Pocket-picking	0	0	0	0
Theft - Purse Snatching	0	0	0	0
Theft - Shoplifting	11	11	10	0
Theft From Building	3	1	0	0
Theft From Coin Machine	1	0	0	0
Theft From Motor Vehicle	3	1	0	0
Theft of Motor Vehicle Parts	1	0	0	0
Theft - All Other Larceny	6	3	3	0
Crimes Against Society				
Drug/Narcotic Violations	6	6	3	0
Drug/Narcotic Equipment Violations	2	2	0	0
Gambling - Betting/Wagering	0	0	0	0
Gambling - Operating/Promoting	0	0	0	0
Gambling - Equipment Violations	0	0	0	0
Gambling - Sports Tampering	0	0	0	0
Pornography/Obscene Material	0	0	0	0
Prostitution	0	0	0	0
Prostitution Assisting/Promoting	0	0	0	0
Purchasing Prostitution	0	0	0	0
Weapon Law Violations	0	0	0	0
Total Group A Offenses	78	52	33	0



Tullahoma Police Department - 2015

2014 Population Estimate **18,899**

Offense Overview

Offense Total 1,651

Number Cleared 747

Percent Cleared 45.25 %

Group A Crimes per 100,000
population 8,735.9

Arrest Overview

Total Arrests 881

Adult Arrests 802

Juvenile Arrests 79

Unknown Age 0

Arrests per 100,000 population 4,661.6

Average number offenses/incident 1.17

Domestic Violence Victims		
Offense	Reported	Cleared
Murder	0	0
Aggravated Assault	41	31
Simple Assault	199	122
Intimidation	37	11
Stalking	2	0
Forcible Rape	1	1
Forcible Sodomy	0	0
Sexual Assault W/Object	0	0
Forcible Fondling	0	0
Incest	0	0
Statutory Rape	0	0
Kidnapping/Abduction	4	4
Total	284	169

TIBRS Group B Arrests		
Offense	Adult	Juvenile
Bad Checks	0	0
Curfew/Vagrancy	0	0
Disorderly Conduct	27	4
DUI	42	0
Drunkenness	64	0
Family-Non Violent	6	0
Liquor Law Violations	23	4
Peeping Tom	0	0
Trespass	34	2
All Other Offenses	52	15
Total Group B	248	25

TIBRS Group A Offenses	Offenses		Arrests	
	Reported	Cleared	Adult	Juvenile
Crimes Against Persons				
Murder	0	0	0	0
Negligent Manslaughter	1	1	1	0
Kidnapping/Abduction	4	4	1	0
Forcible Rape	5	3	2	1
Forcible Sodomy	0	0	0	0
Sexual Assault W/Object	0	0	0	0
Forcible Fondling	3	3	3	0
Incest	0	0	0	0
Statutory Rape	0	0	0	0
Aggravated Assault	79	57	40	2
Simple Assault	331	155	124	11
Intimidation	85	24	12	1
Stalking	3	1	0	0
Commercial Sex Acts	0	0	0	0
Involuntary Servitude	0	0	0	0
Crimes Against Property				
Arson	3	1	1	0
Bribery	0	0	0	0
Burglary	84	10	4	1
Counterfeiting/Forgery	38	5	5	0
Destruction/Damage/Vandalism	194	34	9	9
Embezzlement	10	7	5	0
Extortion/Blackmail	0	0	0	0
Fraud - False Pretenses	60	23	15	0
Fraud - Credit Card/ATM	25	9	3	0
Fraud - Impersonation	11	5	4	0
Fraud - Welfare	0	0	0	0
Fraud - Wire	0	0	0	0
Motor Vehicle Theft	27	10	6	3
Robbery	7	1	1	0
Stolen Property Offenses	2	2	1	2
Theft - Pocket-picking	0	0	0	0
Theft - Purse Snatching	1	0	0	0
Theft - Shoplifting	190	147	144	13
Theft From Building	114	27	13	1
Theft From Coin Machine	1	0	0	0
Theft From Motor Vehicle	65	15	11	3
Theft of Motor Vehicle Parts	27	2	2	0
Theft - All Other Larceny	75	9	5	0
Crimes Against Society				
Drug/Narcotic Violations	106	100	101	6
Drug/Narcotic Equipment Violations	81	78	38	0
Gambling - Betting/Wagering	0	0	0	0
Gambling - Operating/Promoting	0	0	0	0
Gambling - Equipment Violations	0	0	0	0
Gambling - Sports Tampering	0	0	0	0
Pornography/Obscene Material	4	2	0	1
Prostitution	0	0	0	0
Prostitution Assisting/Promoting	0	0	0	0
Purchasing Prostitution	0	0	0	0
Weapon Law Violations	15	12	3	0
Total Group A Offenses	1,651	747	554	54



2014 Population Estimate **2,663**

Offense Overview

Offense Total 21
 Number Cleared 11
 Percent Cleared 52.38 %

Group A Crimes per 100,000
 population 788.6

Arrest Overview

Total Arrests 23
 Adult Arrests 20
 Juvenile Arrests 3
 Unknown Age 0

Arrests per 100,000 population 863.7

Average number offenses/incident 1.00

Domestic Violence Victims		
Offense	Reported	Cleared
Murder	0	0
Aggravated Assault	0	0
Simple Assault	1	1
Intimidation	0	0
Stalking	0	0
Forcible Rape	0	0
Forcible Sodomy	0	0
Sexual Assault W/Object	0	0
Forcible Fondling	0	0
Incest	0	0
Statutory Rape	0	0
Kidnapping/Abduction	0	0
Total	1	1

TIBRS Group B Arrests		
Offense	Adult	Juvenile
Bad Checks	0	0
Curfew/Vagrancy	0	0
Disorderly Conduct	0	0
DUI	7	0
Drunkenness	1	2
Family-Non Violent	0	0
Liquor Law Violations	0	0
Peeping Tom	0	0
Trespass	0	0
All Other Offenses	0	0
Total Group B	8	2

TIBRS Group A Offenses	Offenses		Arrests	
	Reported	Cleared	Adult	Juvenile
Crimes Against Persons				
Murder	0	0	0	0
Negligent Manslaughter	0	0	0	0
Kidnapping/Abduction	0	0	0	0
Forcible Rape	0	0	0	0
Forcible Sodomy	0	0	0	0
Sexual Assault W/Object	0	0	0	0
Forcible Fondling	0	0	0	0
Incest	0	0	0	0
Statutory Rape	0	0	0	0
Aggravated Assault	0	0	0	0
Simple Assault	4	1	1	0
Intimidation	0	0	0	0
Stalking	0	0	0	0
Commercial Sex Acts	0	0	0	0
Involuntary Servitude	0	0	0	0
Crimes Against Property				
Arson	0	0	0	0
Bribery	0	0	0	0
Burglary	1	0	0	0
Counterfeiting/Forgery	0	0	0	0
Destruction/Damage/Vandalism	3	0	0	0
Embezzlement	0	0	0	0
Extortion/Blackmail	0	0	0	0
Fraud - False Pretenses	0	0	0	0
Fraud - Credit Card/ATM	0	0	0	0
Fraud - Impersonation	0	0	0	0
Fraud - Welfare	0	0	0	0
Fraud - Wire	0	0	0	0
Motor Vehicle Theft	1	0	0	0
Robbery	0	0	0	0
Stolen Property Offenses	0	0	0	0
Theft - Pocket-picking	0	0	0	0
Theft - Purse Snatching	0	0	0	0
Theft - Shoplifting	0	0	0	0
Theft From Building	2	0	0	0
Theft From Coin Machine	0	0	0	0
Theft From Motor Vehicle	0	0	0	0
Theft of Motor Vehicle Parts	0	0	0	0
Theft - All Other Larceny	0	0	0	0
Crimes Against Society				
Drug/Narcotic Violations	7	7	9	0
Drug/Narcotic Equipment Violations	2	2	2	0
Gambling - Betting/Wagering	0	0	0	0
Gambling - Operating/Promoting	0	0	0	0
Gambling - Equipment Violations	0	0	0	0
Gambling - Sports Tampering	0	0	0	0
Pornography/Obscene Material	0	0	0	0
Prostitution	0	0	0	0
Prostitution Assisting/Promoting	0	0	0	0
Purchasing Prostitution	0	0	0	0
Weapon Law Violations	1	1	0	1
Total Group A Offenses	21	11	12	1



Union City Police Department - 2015

2014 Population Estimate **10,666**

Offense Overview

Offense Total 1,404

Number Cleared 625

Percent Cleared 44.52 %

Group A Crimes per 100,000
population 13,163.3

Arrest Overview

Total Arrests 764

Adult Arrests 727

Juvenile Arrests 37

Unknown Age 0

Arrests per 100,000 population 7,162.9

Average number offenses/incident 1.11

Domestic Violence Victims		
Offense	Reported	Cleared
Murder	0	0
Aggravated Assault	26	23
Simple Assault	132	109
Intimidation	17	9
Stalking	1	0
Forcible Rape	1	1
Forcible Sodomy	1	0
Sexual Assault W/Object	0	0
Forcible Fondling	2	1
Incest	1	0
Statutory Rape	0	0
Kidnapping/Abduction	3	3
Total	184	146

TIBRS Group B Arrests		
Offense	Adult	Juvenile
Bad Checks	46	0
Curfew/Vagrancy	0	4
Disorderly Conduct	4	1
DUI	31	0
Drunkenness	55	1
Family-Non Violent	2	0
Liquor Law Violations	14	2
Peeping Tom	0	0
Trespass	26	0
All Other Offenses	107	2
Total Group B	285	10

TIBRS Group A Offenses	Offenses		Arrests	
	Reported	Cleared	Adult	Juvenile
Crimes Against Persons				
Murder	0	0	0	0
Negligent Manslaughter	0	0	0	0
Kidnapping/Abduction	4	4	2	0
Forcible Rape	4	2	1	0
Forcible Sodomy	1	0	0	0
Sexual Assault W/Object	0	0	0	0
Forcible Fondling	8	5	4	0
Incest	1	0	0	0
Statutory Rape	0	0	0	0
Aggravated Assault	65	46	31	1
Simple Assault	202	130	75	3
Intimidation	63	24	6	0
Stalking	1	0	0	0
Commercial Sex Acts	0	0	0	0
Involuntary Servitude	0	0	0	0
Crimes Against Property				
Arson	0	0	0	0
Bribery	0	0	0	0
Burglary	105	11	11	2
Counterfeiting/Forgery	20	9	8	0
Destruction/Damage/Vandalism	140	19	5	1
Embezzlement	11	3	4	0
Extortion/Blackmail	0	0	0	0
Fraud - False Pretenses	65	33	25	0
Fraud - Credit Card/ATM	40	26	8	0
Fraud - Impersonation	1	1	1	0
Fraud - Welfare	0	0	0	0
Fraud - Wire	1	0	0	0
Motor Vehicle Theft	39	14	10	0
Robbery	12	4	8	0
Stolen Property Offenses	3	3	2	0
Theft - Pocket-picking	0	0	0	0
Theft - Purse Snatching	0	0	0	0
Theft - Shoplifting	133	80	83	2
Theft From Building	88	15	12	0
Theft From Coin Machine	4	2	2	0
Theft From Motor Vehicle	57	4	4	0
Theft of Motor Vehicle Parts	23	0	0	0
Theft - All Other Larceny	136	15	10	1
Crimes Against Society				
Drug/Narcotic Violations	110	108	101	14
Drug/Narcotic Equipment Violations	49	49	16	0
Gambling - Betting/Wagering	0	0	0	0
Gambling - Operating/Promoting	0	0	0	0
Gambling - Equipment Violations	0	0	0	0
Gambling - Sports Tampering	0	0	0	0
Pornography/Obscene Material	0	0	0	0
Prostitution	0	0	0	0
Prostitution Assisting/Promoting	0	0	0	0
Purchasing Prostitution	0	0	0	0
Weapon Law Violations	18	18	13	3
Total Group A Offenses	1,404	625	442	27



Vonore City Police Department - 2015

2014 Population Estimate 1,476

Offense Overview

Offense Total 183
 Number Cleared 27
 Percent Cleared 14.75 %
 Group A Crimes per 100,000 population 12,398.4

Arrest Overview

Total Arrests 62
 Adult Arrests 62
 Juvenile Arrests 0
 Unknown Age 0
 Arrests per 100,000 population 4,200.5
 Average number offenses/incident 1.10

Domestic Violence Victims		
Offense	Reported	Cleared
Murder	0	0
Aggravated Assault	2	1
Simple Assault	11	5
Intimidation	5	0
Stalking	0	0
Forcible Rape	0	0
Forcible Sodomy	0	0
Sexual Assault W/Object	0	0
Forcible Fondling	0	0
Incest	0	0
Statutory Rape	0	0
Kidnapping/Abduction	0	0
Total	18	6

TIBRS Group B Arrests		
Offense	Adult	Juvenile
Bad Checks	0	0
Curfew/Vagrancy	0	0
Disorderly Conduct	0	0
DUI	11	0
Drunkenness	2	0
Family-Non Violent	0	0
Liquor Law Violations	0	0
Peeping Tom	0	0
Trespass	1	0
All Other Offenses	21	0
Total Group B	35	0

TIBRS Group A Offenses	Offenses		Arrests	
	Reported	Cleared	Adult	Juvenile
Crimes Against Persons				
Murder	0	0	0	0
Negligent Manslaughter	0	0	0	0
Kidnapping/Abduction	0	0	0	0
Forcible Rape	0	0	0	0
Forcible Sodomy	0	0	0	0
Sexual Assault W/Object	0	0	0	0
Forcible Fondling	0	0	0	0
Incest	0	0	0	0
Statutory Rape	0	0	0	0
Aggravated Assault	9	1	1	0
Simple Assault	23	7	10	0
Intimidation	18	0	0	0
Stalking	0	0	0	0
Commercial Sex Acts	0	0	0	0
Involuntary Servitude	0	0	0	0
Crimes Against Property				
Arson	0	0	0	0
Bribery	0	0	0	0
Burglary	12	0	0	0
Counterfeiting/Forgery	1	0	0	0
Destruction/Damage/Vandalism	16	0	0	0
Embezzlement	0	0	0	0
Extortion/Blackmail	0	0	0	0
Fraud - False Pretenses	0	0	0	0
Fraud - Credit Card/ATM	1	0	0	0
Fraud - Impersonation	3	0	0	0
Fraud - Welfare	0	0	0	0
Fraud - Wire	1	0	0	0
Motor Vehicle Theft	2	0	0	0
Robbery	0	0	0	0
Stolen Property Offenses	0	0	0	0
Theft - Pocket-picking	0	0	0	0
Theft - Purse Snatching	0	0	0	0
Theft - Shoplifting	6	0	0	0
Theft From Building	18	0	0	0
Theft From Coin Machine	0	0	0	0
Theft From Motor Vehicle	6	0	0	0
Theft of Motor Vehicle Parts	3	0	0	0
Theft - All Other Larceny	20	0	0	0
Crimes Against Society				
Drug/Narcotic Violations	27	12	13	0
Drug/Narcotic Equipment Violations	17	7	3	0
Gambling - Betting/Wagering	0	0	0	0
Gambling - Operating/Promoting	0	0	0	0
Gambling - Equipment Violations	0	0	0	0
Gambling - Sports Tampering	0	0	0	0
Pornography/Obscene Material	0	0	0	0
Prostitution	0	0	0	0
Prostitution Assisting/Promoting	0	0	0	0
Purchasing Prostitution	0	0	0	0
Weapon Law Violations	0	0	0	0
Total Group A Offenses	183	27	27	0



Wartburg Police Department - 2015

2014 Population Estimate **906**

Offense Overview

Offense Total 27

Number Cleared 25

Percent Cleared 92.59 %

Group A Crimes per 100,000 population 2,980.1

Arrest Overview

Total Arrests 36

Adult Arrests 36

Juvenile Arrests 0

Unknown Age 0

Arrests per 100,000 population 3,973.5

Average number offenses/incident 1.04

Domestic Violence Victims		
Offense	Reported	Cleared
Murder	0	0
Aggravated Assault	0	0
Simple Assault	0	0
Intimidation	0	0
Stalking	0	0
Forcible Rape	0	0
Forcible Sodomy	0	0
Sexual Assault W/Object	0	0
Forcible Fondling	0	0
Incest	0	0
Statutory Rape	0	0
Kidnapping/Abduction	0	0
Total	0	0

TIBRS Group B Arrests		
Offense	Adult	Juvenile
Bad Checks	0	0
Curfew/Vagrancy	0	0
Disorderly Conduct	2	0
DUI	1	0
Drunkenness	5	0
Family-Non Violent	0	0
Liquor Law Violations	0	0
Peeping Tom	0	0
Trespass	2	0
All Other Offenses	0	0
Total Group B	10	0

TIBRS Group A Offenses	Offenses		Arrests	
	Reported	Cleared	Adult	Juvenile
Crimes Against Persons				
Murder	0	0	0	0
Negligent Manslaughter	0	0	0	0
Kidnapping/Abduction	0	0	0	0
Forcible Rape	0	0	0	0
Forcible Sodomy	0	0	0	0
Sexual Assault W/Object	0	0	0	0
Forcible Fondling	0	0	0	0
Incest	0	0	0	0
Statutory Rape	0	0	0	0
Aggravated Assault	0	0	0	0
Simple Assault	0	0	0	0
Intimidation	0	0	0	0
Stalking	0	0	0	0
Commercial Sex Acts	0	0	0	0
Involuntary Servitude	0	0	0	0
Crimes Against Property				
Arson	0	0	0	0
Bribery	0	0	0	0
Burglary	1	0	0	0
Counterfeiting/Forgery	0	0	0	0
Destruction/Damage/Vandalism	0	0	0	0
Embezzlement	0	0	0	0
Extortion/Blackmail	0	0	0	0
Fraud - False Pretenses	0	0	0	0
Fraud - Credit Card/ATM	0	0	0	0
Fraud - Impersonation	1	1	1	0
Fraud - Welfare	0	0	0	0
Fraud - Wire	0	0	0	0
Motor Vehicle Theft	0	0	0	0
Robbery	0	0	0	0
Stolen Property Offenses	0	0	0	0
Theft - Pocket-picking	0	0	0	0
Theft - Purse Snatching	0	0	0	0
Theft - Shoplifting	3	3	5	0
Theft From Building	0	0	0	0
Theft From Coin Machine	0	0	0	0
Theft From Motor Vehicle	1	0	0	0
Theft of Motor Vehicle Parts	0	0	0	0
Theft - All Other Larceny	1	1	1	0
Crimes Against Society				
Drug/Narcotic Violations	15	15	15	0
Drug/Narcotic Equipment Violations	4	4	4	0
Gambling - Betting/Wagering	0	0	0	0
Gambling - Operating/Promoting	0	0	0	0
Gambling - Equipment Violations	0	0	0	0
Gambling - Sports Tampering	0	0	0	0
Pornography/Obscene Material	0	0	0	0
Prostitution	0	0	0	0
Prostitution Assisting/Promoting	0	0	0	0
Purchasing Prostitution	0	0	0	0
Weapon Law Violations	1	1	0	0
Total Group A Offenses	27	25	26	0



Wartrace Police Department - 2015

2014 Population Estimate **658**

Offense Overview

Offense Total 8
 Number Cleared 4
 Percent Cleared 50.00 %

Group A Crimes per 100,000 population 1,215.8

Arrest Overview

Total Arrests 3
 Adult Arrests 3
 Juvenile Arrests 0
 Unknown Age 0

Arrests per 100,000 population 455.9

Average number offenses/incident 1.33

Domestic Violence Victims		
Offense	Reported	Cleared
Murder	0	0
Aggravated Assault	0	0
Simple Assault	2	2
Intimidation	2	2
Stalking	0	0
Forcible Rape	0	0
Forcible Sodomy	0	0
Sexual Assault W/Object	0	0
Forcible Fondling	0	0
Incest	0	0
Statutory Rape	0	0
Kidnapping/Abduction	0	0
Total	4	4

TIBRS Group B Arrests		
Offense	Adult	Juvenile
Bad Checks	0	0
Curfew/Vagrancy	0	0
Disorderly Conduct	0	0
DUI	1	0
Drunkenness	0	0
Family-Non Violent	0	0
Liquor Law Violations	0	0
Peeping Tom	0	0
Trespass	0	0
All Other Offenses	0	0
Total Group B	1	0

TIBRS Group A Offenses	Offenses		Arrests	
	Reported	Cleared	Adult	Juvenile
Crimes Against Persons				
Murder	0	0	0	0
Negligent Manslaughter	0	0	0	0
Kidnapping/Abduction	0	0	0	0
Forcible Rape	0	0	0	0
Forcible Sodomy	0	0	0	0
Sexual Assault W/Object	0	0	0	0
Forcible Fondling	0	0	0	0
Incest	0	0	0	0
Statutory Rape	0	0	0	0
Aggravated Assault	0	0	0	0
Simple Assault	2	2	2	0
Intimidation	2	2	0	0
Stalking	0	0	0	0
Commercial Sex Acts	0	0	0	0
Involuntary Servitude	0	0	0	0
Crimes Against Property				
Arson	0	0	0	0
Bribery	0	0	0	0
Burglary	1	0	0	0
Counterfeiting/Forgery	0	0	0	0
Destruction/Damage/Vandalism	3	0	0	0
Embezzlement	0	0	0	0
Extortion/Blackmail	0	0	0	0
Fraud - False Pretenses	0	0	0	0
Fraud - Credit Card/ATM	0	0	0	0
Fraud - Impersonation	0	0	0	0
Fraud - Welfare	0	0	0	0
Fraud - Wire	0	0	0	0
Motor Vehicle Theft	0	0	0	0
Robbery	0	0	0	0
Stolen Property Offenses	0	0	0	0
Theft - Pocket-picking	0	0	0	0
Theft - Purse Snatching	0	0	0	0
Theft - Shoplifting	0	0	0	0
Theft From Building	0	0	0	0
Theft From Coin Machine	0	0	0	0
Theft From Motor Vehicle	0	0	0	0
Theft of Motor Vehicle Parts	0	0	0	0
Theft - All Other Larceny	0	0	0	0
Crimes Against Society				
Drug/Narcotic Violations	0	0	0	0
Drug/Narcotic Equipment Violations	0	0	0	0
Gambling - Betting/Wagering	0	0	0	0
Gambling - Operating/Promoting	0	0	0	0
Gambling - Equipment Violations	0	0	0	0
Gambling - Sports Tampering	0	0	0	0
Pornography/Obscene Material	0	0	0	0
Prostitution	0	0	0	0
Prostitution Assisting/Promoting	0	0	0	0
Purchasing Prostitution	0	0	0	0
Weapon Law Violations	0	0	0	0
Total Group A Offenses	8	4	2	0



2014 Population Estimate 1,516

Offense Overview

Offense Total 40
Number Cleared 11
Percent Cleared 27.50 %

Group A Crimes per 100,000 population 2,638.5

Arrest Overview

Total Arrests 20
Adult Arrests 20
Juvenile Arrests 0
Unknown Age 0

Arrests per 100,000 population 1,319.3

Average number offenses/incident 1.05

Domestic Violence Victims		
Offense	Reported	Cleared
Murder	0	0
Aggravated Assault	3	2
Simple Assault	7	6
Intimidation	0	0
Stalking	0	0
Forcible Rape	1	0
Forcible Sodomy	0	0
Sexual Assault W/Object	0	0
Forcible Fondling	0	0
Incest	0	0
Statutory Rape	0	0
Kidnapping/Abduction	0	0
Total	11	8

TIBRS Group B Arrests		
Offense	Adult	Juvenile
Bad Checks	0	0
Curfew/Vagrancy	0	0
Disorderly Conduct	0	0
DUI	7	0
Drunkenness	1	0
Family-Non Violent	0	0
Liquor Law Violations	0	0
Peeping Tom	0	0
Trespass	0	0
All Other Offenses	4	0
Total Group B	12	0

TIBRS Group A Offenses	Offenses		Arrests	
	Reported	Cleared	Adult	Juvenile
Crimes Against Persons				
Murder	0	0	0	0
Negligent Manslaughter	0	0	0	0
Kidnapping/Abduction	0	0	0	0
Forcible Rape	3	0	0	0
Forcible Sodomy	0	0	0	0
Sexual Assault W/Object	0	0	0	0
Forcible Fondling	0	0	0	0
Incest	0	0	0	0
Statutory Rape	0	0	0	0
Aggravated Assault	6	4	2	0
Simple Assault	14	7	6	0
Intimidation	0	0	0	0
Stalking	0	0	0	0
Commercial Sex Acts	0	0	0	0
Involuntary Servitude	0	0	0	0
Crimes Against Property				
Arson	0	0	0	0
Bribery	0	0	0	0
Burglary	6	0	0	0
Counterfeiting/Forgery	0	0	0	0
Destruction/Damage/Vandalism	1	0	0	0
Embezzlement	0	0	0	0
Extortion/Blackmail	0	0	0	0
Fraud - False Pretenses	3	0	0	0
Fraud - Credit Card/ATM	0	0	0	0
Fraud - Impersonation	0	0	0	0
Fraud - Welfare	0	0	0	0
Fraud - Wire	0	0	0	0
Motor Vehicle Theft	0	0	0	0
Robbery	0	0	0	0
Stolen Property Offenses	0	0	0	0
Theft - Pocket-picking	0	0	0	0
Theft - Purse Snatching	1	0	0	0
Theft - Shoplifting	1	0	0	0
Theft From Building	4	0	0	0
Theft From Coin Machine	0	0	0	0
Theft From Motor Vehicle	0	0	0	0
Theft of Motor Vehicle Parts	1	0	0	0
Theft - All Other Larceny	0	0	0	0
Crimes Against Society				
Drug/Narcotic Violations	0	0	0	0
Drug/Narcotic Equipment Violations	0	0	0	0
Gambling - Betting/Wagering	0	0	0	0
Gambling - Operating/Promoting	0	0	0	0
Gambling - Equipment Violations	0	0	0	0
Gambling - Sports Tampering	0	0	0	0
Pornography/Obscene Material	0	0	0	0
Prostitution	0	0	0	0
Prostitution Assisting/Promoting	0	0	0	0
Purchasing Prostitution	0	0	0	0
Weapon Law Violations	0	0	0	0
Total Group A Offenses	40	11	8	0



Waverly Police Department - 2015

2014 Population Estimate 4,091

Offense Overview

Offense Total 322
 Number Cleared 235
 Percent Cleared 72.98 %
 Group A Crimes per 100,000 population 7,870.9

Arrest Overview

Total Arrests 273
 Adult Arrests 253
 Juvenile Arrests 20
 Unknown Age 0
 Arrests per 100,000 population 6,673.2
 Average number offenses/incident 1.20

Domestic Violence Victims		
Offense	Reported	Cleared
Murder	0	0
Aggravated Assault	11	11
Simple Assault	16	12
Intimidation	0	0
Stalking	0	0
Forcible Rape	0	0
Forcible Sodomy	0	0
Sexual Assault W/Object	2	0
Forcible Fondling	1	0
Incest	0	0
Statutory Rape	0	0
Kidnapping/Abduction	0	0
Total	30	23

TIBRS Group B Arrests		
Offense	Adult	Juvenile
Bad Checks	0	0
Curfew/Vagrancy	0	0
Disorderly Conduct	3	0
DUI	25	0
Drunkenness	9	0
Family-Non Violent	0	0
Liquor Law Violations	12	2
Peeping Tom	0	0
Trespass	7	0
All Other Offenses	29	7
Total Group B	85	9

TIBRS Group A Offenses	Offenses		Arrests	
	Reported	Cleared	Adult	Juvenile
Crimes Against Persons				
Murder	0	0	0	0
Negligent Manslaughter	1	1	1	0
Kidnapping/Abduction	0	0	0	0
Forcible Rape	1	1	0	0
Forcible Sodomy	0	0	0	0
Sexual Assault W/Object	2	0	0	0
Forcible Fondling	4	2	1	0
Incest	0	0	0	0
Statutory Rape	0	0	0	0
Aggravated Assault	12	12	9	2
Simple Assault	20	16	14	0
Intimidation	0	0	0	0
Stalking	0	0	0	0
Commercial Sex Acts	0	0	0	0
Involuntary Servitude	0	0	0	0
Crimes Against Property				
Arson	0	0	0	0
Bribery	0	0	0	0
Burglary	8	1	0	0
Counterfeiting/Forgery	10	0	0	0
Destruction/Damage/Vandalism	9	4	3	0
Embezzlement	0	0	0	0
Extortion/Blackmail	0	0	0	0
Fraud - False Pretenses	9	2	2	0
Fraud - Credit Card/ATM	17	13	3	0
Fraud - Impersonation	2	2	2	0
Fraud - Welfare	0	0	0	0
Fraud - Wire	0	0	0	0
Motor Vehicle Theft	6	3	3	0
Robbery	0	0	0	0
Stolen Property Offenses	0	0	0	0
Theft - Pocket-picking	0	0	0	0
Theft - Purse Snatching	0	0	0	0
Theft - Shoplifting	62	54	52	3
Theft From Building	21	6	3	0
Theft From Coin Machine	0	0	0	0
Theft From Motor Vehicle	6	1	0	0
Theft of Motor Vehicle Parts	0	0	0	0
Theft - All Other Larceny	14	2	1	1
Crimes Against Society				
Drug/Narcotic Violations	62	60	52	4
Drug/Narcotic Equipment Violations	54	53	21	0
Gambling - Betting/Wagering	0	0	0	0
Gambling - Operating/Promoting	0	0	0	0
Gambling - Equipment Violations	0	0	0	0
Gambling - Sports Tampering	0	0	0	0
Pornography/Obscene Material	0	0	0	0
Prostitution	0	0	0	0
Prostitution Assisting/Promoting	0	0	0	0
Purchasing Prostitution	0	0	0	0
Weapon Law Violations	2	2	1	1
Total Group A Offenses	322	235	168	11



Waynesboro Police Department - 2015

2014 Population Estimate **2,420**

Offense Overview

Offense Total 121

Number Cleared 98

Percent Cleared 80.99 %

Group A Crimes per 100,000 population 5,000.0

Arrest Overview

Total Arrests 134

Adult Arrests 128

Juvenile Arrests 6

Unknown Age 0

Arrests per 100,000 population 5,537.2

Average number offenses/incident 1.23

Domestic Violence Victims		
Offense	Reported	Cleared
Murder	0	0
Aggravated Assault	5	5
Simple Assault	10	10
Intimidation	0	0
Stalking	1	1
Forcible Rape	0	0
Forcible Sodomy	0	0
Sexual Assault W/Object	0	0
Forcible Fondling	0	0
Incest	0	0
Statutory Rape	0	0
Kidnapping/Abduction	0	0
Total	16	16

TIBRS Group B Arrests		
Offense	Adult	Juvenile
Bad Checks	0	0
Curfew/Vagrancy	0	0
Disorderly Conduct	0	2
DUI	19	0
Drunkenness	13	0
Family-Non Violent	3	0
Liquor Law Violations	2	1
Peeping Tom	0	0
Trespass	3	0
All Other Offenses	11	3
Total Group B	51	6

TIBRS Group A Offenses	Offenses		Arrests	
	Reported	Cleared	Adult	Juvenile
Crimes Against Persons				
Murder	0	0	0	0
Negligent Manslaughter	0	0	0	0
Kidnapping/Abduction	0	0	0	0
Forcible Rape	0	0	0	0
Forcible Sodomy	0	0	0	0
Sexual Assault W/Object	0	0	0	0
Forcible Fondling	0	0	0	0
Incest	0	0	0	0
Statutory Rape	0	0	0	0
Aggravated Assault	7	7	7	0
Simple Assault	15	14	13	0
Intimidation	4	4	2	0
Stalking	2	2	2	0
Commercial Sex Acts	0	0	0	0
Involuntary Servitude	0	0	0	0
Crimes Against Property				
Arson	0	0	0	0
Bribery	0	0	0	0
Burglary	7	3	2	0
Counterfeiting/Forgery	20	20	19	0
Destruction/Damage/Vandalism	6	5	2	0
Embezzlement	0	0	0	0
Extortion/Blackmail	0	0	0	0
Fraud - False Pretenses	2	1	1	0
Fraud - Credit Card/ATM	1	0	0	0
Fraud - Impersonation	7	7	6	0
Fraud - Welfare	0	0	0	0
Fraud - Wire	0	0	0	0
Motor Vehicle Theft	1	0	0	0
Robbery	0	0	0	0
Stolen Property Offenses	1	1	0	0
Theft - Pocket-picking	0	0	0	0
Theft - Purse Snatching	0	0	0	0
Theft - Shoplifting	4	3	3	0
Theft From Building	7	2	2	0
Theft From Coin Machine	1	0	0	0
Theft From Motor Vehicle	3	0	0	0
Theft of Motor Vehicle Parts	0	0	0	0
Theft - All Other Larceny	15	11	5	0
Crimes Against Society				
Drug/Narcotic Violations	11	11	10	0
Drug/Narcotic Equipment Violations	5	5	1	0
Gambling - Betting/Wagering	0	0	0	0
Gambling - Operating/Promoting	0	0	0	0
Gambling - Equipment Violations	0	0	0	0
Gambling - Sports Tampering	0	0	0	0
Pornography/Obscene Material	0	0	0	0
Prostitution	0	0	0	0
Prostitution Assisting/Promoting	0	0	0	0
Purchasing Prostitution	0	0	0	0
Weapon Law Violations	2	2	2	0
Total Group A Offenses	121	98	77	0



Westmoreland Police Department - 2015

2014 Population Estimate **2,282**

Offense Overview

Offense Total 130

Number Cleared 51

Percent Cleared 39.23 %

Group A Crimes per 100,000 population 5,696.8

Arrest Overview

Total Arrests 63

Adult Arrests 57

Juvenile Arrests 6

Unknown Age 0

Arrests per 100,000 population 2,760.7

Average number offenses/incident 1.15

Domestic Violence Victims		
Offense	Reported	Cleared
Murder	0	0
Aggravated Assault	4	3
Simple Assault	20	11
Intimidation	5	3
Stalking	0	0
Forcible Rape	0	0
Forcible Sodomy	0	0
Sexual Assault W/Object	0	0
Forcible Fondling	1	0
Incest	0	0
Statutory Rape	0	0
Kidnapping/Abduction	0	0
Total	30	17

TIBRS Group B Arrests		
Offense	Adult	Juvenile
Bad Checks	0	0
Curfew/Vagrancy	0	0
Disorderly Conduct	1	0
DUI	7	0
Drunkenness	5	0
Family-Non Violent	0	0
Liquor Law Violations	1	1
Peeping Tom	0	0
Trespass	0	0
All Other Offenses	5	0
Total Group B	19	1

TIBRS Group A Offenses	Offenses		Arrests	
	Reported	Cleared	Adult	Juvenile
Crimes Against Persons				
Murder	0	0	0	0
Negligent Manslaughter	0	0	0	0
Kidnapping/Abduction	0	0	0	0
Forcible Rape	0	0	0	0
Forcible Sodomy	0	0	0	0
Sexual Assault W/Object	0	0	0	0
Forcible Fondling	3	0	0	0
Incest	0	0	0	0
Statutory Rape	0	0	0	0
Aggravated Assault	4	3	3	0
Simple Assault	27	13	8	3
Intimidation	9	3	3	0
Stalking	0	0	0	0
Commercial Sex Acts	0	0	0	0
Involuntary Servitude	0	0	0	0
Crimes Against Property				
Arson	0	0	0	0
Bribery	0	0	0	0
Burglary	4	0	0	0
Counterfeiting/Forgery	0	0	0	0
Destruction/Damage/Vandalism	12	1	0	0
Embezzlement	0	0	0	0
Extortion/Blackmail	0	0	0	0
Fraud - False Pretenses	3	0	0	0
Fraud - Credit Card/ATM	0	0	0	0
Fraud - Impersonation	0	0	0	0
Fraud - Welfare	0	0	0	0
Fraud - Wire	0	0	0	0
Motor Vehicle Theft	2	0	0	0
Robbery	1	1	2	0
Stolen Property Offenses	0	0	0	0
Theft - Pocket-picking	0	0	0	0
Theft - Purse Snatching	0	0	0	0
Theft - Shoplifting	3	0	0	0
Theft From Building	13	1	1	0
Theft From Coin Machine	0	0	0	0
Theft From Motor Vehicle	9	0	0	0
Theft of Motor Vehicle Parts	1	0	0	0
Theft - All Other Larceny	6	0	0	0
Crimes Against Society				
Drug/Narcotic Violations	19	18	18	2
Drug/Narcotic Equipment Violations	12	9	2	0
Gambling - Betting/Wagering	0	0	0	0
Gambling - Operating/Promoting	0	0	0	0
Gambling - Equipment Violations	0	0	0	0
Gambling - Sports Tampering	0	0	0	0
Pornography/Obscene Material	0	0	0	0
Prostitution	0	0	0	0
Prostitution Assisting/Promoting	0	0	0	0
Purchasing Prostitution	0	0	0	0
Weapon Law Violations	2	2	1	0
Total Group A Offenses	130	51	38	5



White Bluff Police Department - 2015

2014 Population Estimate 3,332

Offense Overview

Offense Total 149
 Number Cleared 45
 Percent Cleared 30.20 %

Group A Crimes per 100,000 population 4,471.8

Arrest Overview

Total Arrests 106
 Adult Arrests 104
 Juvenile Arrests 2
 Unknown Age 0

Arrests per 100,000 population 3,181.3

Average number offenses/incident 1.08

Domestic Violence Victims		
Offense	Reported	Cleared
Murder	0	0
Aggravated Assault	10	5
Simple Assault	18	16
Intimidation	9	4
Stalking	2	1
Forcible Rape	0	0
Forcible Sodomy	1	0
Sexual Assault W/Object	0	0
Forcible Fondling	2	0
Incest	0	0
Statutory Rape	0	0
Kidnapping/Abduction	0	0
Total	42	26

TIBRS Group B Arrests		
Offense	Adult	Juvenile
Bad Checks	0	0
Curfew/Vagrancy	0	0
Disorderly Conduct	2	0
DUI	27	0
Drunkenness	8	0
Family-Non Violent	0	0
Liquor Law Violations	0	0
Peeping Tom	0	0
Trespass	0	0
All Other Offenses	26	1
Total Group B	63	1

TIBRS Group A Offenses	Offenses		Arrests	
	Reported	Cleared	Adult	Juvenile
Crimes Against Persons				
Murder	0	0	0	0
Negligent Manslaughter	0	0	0	0
Kidnapping/Abduction	0	0	0	0
Forcible Rape	0	0	0	0
Forcible Sodomy	1	0	0	0
Sexual Assault W/Object	0	0	0	0
Forcible Fondling	4	0	0	0
Incest	0	0	0	0
Statutory Rape	0	0	0	0
Aggravated Assault	14	8	8	0
Simple Assault	23	16	15	0
Intimidation	16	4	4	0
Stalking	4	2	2	0
Commercial Sex Acts	0	0	0	0
Involuntary Servitude	0	0	0	0
Crimes Against Property				
Arson	0	0	0	0
Bribery	0	0	0	0
Burglary	8	1	1	0
Counterfeiting/Forgery	1	0	0	0
Destruction/Damage/Vandalism	7	0	0	0
Embezzlement	0	0	0	0
Extortion/Blackmail	2	0	0	0
Fraud - False Pretenses	4	0	0	0
Fraud - Credit Card/ATM	5	0	0	0
Fraud - Impersonation	3	0	0	0
Fraud - Welfare	0	0	0	0
Fraud - Wire	0	0	0	0
Motor Vehicle Theft	9	1	0	1
Robbery	0	0	0	0
Stolen Property Offenses	0	0	0	0
Theft - Pocket-picking	0	0	0	0
Theft - Purse Snatching	0	0	0	0
Theft - Shoplifting	5	2	2	0
Theft From Building	4	2	2	0
Theft From Coin Machine	0	0	0	0
Theft From Motor Vehicle	13	0	0	0
Theft of Motor Vehicle Parts	1	0	0	0
Theft - All Other Larceny	14	0	0	0
Crimes Against Society				
Drug/Narcotic Violations	8	7	6	0
Drug/Narcotic Equipment Violations	1	1	0	0
Gambling - Betting/Wagering	0	0	0	0
Gambling - Operating/Promoting	0	0	0	0
Gambling - Equipment Violations	0	0	0	0
Gambling - Sports Tampering	0	0	0	0
Pornography/Obscene Material	1	0	0	0
Prostitution	0	0	0	0
Prostitution Assisting/Promoting	0	0	0	0
Purchasing Prostitution	0	0	0	0
Weapon Law Violations	1	1	1	0
Total Group A Offenses	149	45	41	1



White House Police Department - 2015

2014 Population Estimate 11,042

Offense Overview

Offense Total 783
 Number Cleared 340
 Percent Cleared 43.42 %

Group A Crimes per 100,000 population 7,091.1

Arrest Overview

Total Arrests 364
 Adult Arrests 324
 Juvenile Arrests 40
 Unknown Age 0

Arrests per 100,000 population 3,296.5

Average number offenses/incident 1.17

Domestic Violence Victims		
Offense	Reported	Cleared
Murder	0	0
Aggravated Assault	8	8
Simple Assault	65	47
Intimidation	7	5
Stalking	2	0
Forcible Rape	0	0
Forcible Sodomy	2	2
Sexual Assault W/Object	0	0
Forcible Fondling	2	0
Incest	0	0
Statutory Rape	0	0
Kidnapping/Abduction	1	1
Total	87	63

TIBRS Group B Arrests		
Offense	Adult	Juvenile
Bad Checks	0	0
Curfew/Vagrancy	0	2
Disorderly Conduct	0	0
DUI	34	1
Drunkenness	16	0
Family-Non Violent	1	0
Liquor Law Violations	2	1
Peeping Tom	0	0
Trespass	5	0
All Other Offenses	15	9
Total Group B	73	13

TIBRS Group A Offenses	Offenses		Arrests	
	Reported	Cleared	Adult	Juvenile
Crimes Against Persons				
Murder	0	0	0	0
Negligent Manslaughter	0	0	0	0
Kidnapping/Abduction	1	1	1	0
Forcible Rape	2	2	0	0
Forcible Sodomy	2	2	0	1
Sexual Assault W/Object	0	0	0	0
Forcible Fondling	5	1	0	0
Incest	0	0	0	0
Statutory Rape	1	0	0	0
Aggravated Assault	27	22	14	0
Simple Assault	100	54	40	5
Intimidation	48	12	5	0
Stalking	2	0	0	0
Commercial Sex Acts	0	0	0	0
Involuntary Servitude	0	0	0	0
Crimes Against Property				
Arson	3	2	0	3
Bribery	0	0	0	0
Burglary	34	4	5	1
Counterfeiting/Forgery	18	4	2	0
Destruction/Damage/Vandalism	97	14	4	1
Embezzlement	5	1	1	0
Extortion/Blackmail	0	0	0	0
Fraud - False Pretenses	28	3	2	0
Fraud - Credit Card/ATM	23	5	1	0
Fraud - Impersonation	1	1	1	0
Fraud - Welfare	0	0	0	0
Fraud - Wire	8	0	0	0
Motor Vehicle Theft	13	7	5	0
Robbery	2	0	0	0
Stolen Property Offenses	0	0	0	0
Theft - Pocket-picking	2	0	0	0
Theft - Purse Snatching	0	0	0	0
Theft - Shoplifting	89	67	75	5
Theft From Building	45	6	2	2
Theft From Coin Machine	1	0	0	0
Theft From Motor Vehicle	53	10	11	1
Theft of Motor Vehicle Parts	16	1	1	0
Theft - All Other Larceny	34	3	1	0
Crimes Against Society				
Drug/Narcotic Violations	61	58	57	5
Drug/Narcotic Equipment Violations	54	53	19	0
Gambling - Betting/Wagering	0	0	0	0
Gambling - Operating/Promoting	0	0	0	0
Gambling - Equipment Violations	0	0	0	0
Gambling - Sports Tampering	0	0	0	0
Pornography/Obscene Material	2	1	0	0
Prostitution	0	0	0	0
Prostitution Assisting/Promoting	0	0	0	0
Purchasing Prostitution	0	0	0	0
Weapon Law Violations	6	6	4	3
Total Group A Offenses	783	340	251	27



2014 Population Estimate	2,231
Offense Overview	
Offense Total	191
Number Cleared	118
Percent Cleared	61.78 %
Group A Crimes per 100,000 population	8,561.2
Arrest Overview	
Total Arrests	166
Adult Arrests	159
Juvenile Arrests	7
Unknown Age	0
Arrests per 100,000 population	7,440.6
Average number offenses/incident	1.16

Domestic Violence Victims		
Offense	Reported	Cleared
Murder	0	0
Aggravated Assault	1	0
Simple Assault	10	9
Intimidation	2	0
Stalking	1	1
Forcible Rape	0	0
Forcible Sodomy	0	0
Sexual Assault W/Object	0	0
Forcible Fondling	0	0
Incest	0	0
Statutory Rape	0	0
Kidnapping/Abduction	0	0
Total	14	10

TIBRS Group B Arrests		
Offense	Adult	Juvenile
Bad Checks	1	0
Curfew/Vagrancy	0	0
Disorderly Conduct	0	0
DUI	20	0
Drunkenness	8	0
Family-Non Violent	0	0
Liquor Law Violations	3	0
Peeping Tom	0	0
Trespass	1	0
All Other Offenses	13	0
Total Group B	46	0

TIBRS Group A Offenses	Offenses		Arrests	
	Reported	Cleared	Adult	Juvenile
Crimes Against Persons				
Murder	0	0	0	0
Negligent Manslaughter	0	0	0	0
Kidnapping/Abduction	0	0	0	0
Forcible Rape	0	0	0	0
Forcible Sodomy	0	0	0	0
Sexual Assault W/Object	1	0	0	0
Forcible Fondling	0	0	0	0
Incest	0	0	0	0
Statutory Rape	0	0	0	0
Aggravated Assault	1	0	0	0
Simple Assault	15	10	9	1
Intimidation	3	0	0	0
Stalking	1	1	1	0
Commercial Sex Acts	0	0	0	0
Involuntary Servitude	0	0	0	0
Crimes Against Property				
Arson	0	0	0	0
Bribery	0	0	0	0
Burglary	11	7	11	0
Counterfeiting/Forgery	3	1	0	0
Destruction/Damage/Vandalism	19	4	1	6
Embezzlement	0	0	0	0
Extortion/Blackmail	0	0	0	0
Fraud - False Pretenses	0	0	0	0
Fraud - Credit Card/ATM	2	1	1	0
Fraud - Impersonation	6	3	3	0
Fraud - Welfare	0	0	0	0
Fraud - Wire	1	0	0	0
Motor Vehicle Theft	2	1	1	0
Robbery	0	0	0	0
Stolen Property Offenses	0	0	0	0
Theft - Pocket-picking	0	0	0	0
Theft - Purse Snatching	0	0	0	0
Theft - Shoplifting	25	19	21	0
Theft From Building	14	8	6	0
Theft From Coin Machine	2	0	0	0
Theft From Motor Vehicle	3	0	0	0
Theft of Motor Vehicle Parts	2	1	1	0
Theft - All Other Larceny	22	5	7	0
Crimes Against Society				
Drug/Narcotic Violations	35	34	41	0
Drug/Narcotic Equipment Violations	22	22	9	0
Gambling - Betting/Wagering	0	0	0	0
Gambling - Operating/Promoting	0	0	0	0
Gambling - Equipment Violations	0	0	0	0
Gambling - Sports Tampering	0	0	0	0
Pornography/Obscene Material	0	0	0	0
Prostitution	0	0	0	0
Prostitution Assisting/Promoting	1	1	1	0
Purchasing Prostitution	0	0	0	0
Weapon Law Violations	0	0	0	0
Total Group A Offenses	191	118	113	7



2014 Population Estimate 4,550

Offense Overview

Offense Total 115
 Number Cleared 62
 Percent Cleared 53.91 %

Group A Crimes per 100,000 population 2,527.5

Arrest Overview

Total Arrests 76
 Adult Arrests 67
 Juvenile Arrests 9
 Unknown Age 0

Arrests per 100,000 population 1,670.3

Average number offenses/incident 1.14

Domestic Violence Victims		
Offense	Reported	Cleared
Murder	0	0
Aggravated Assault	3	3
Simple Assault	19	19
Intimidation	0	0
Stalking	0	0
Forcible Rape	0	0
Forcible Sodomy	0	0
Sexual Assault W/Object	0	0
Forcible Fondling	0	0
Incest	0	0
Statutory Rape	0	0
Kidnapping/Abduction	1	1
Total	23	23

TIBRS Group B Arrests		
Offense	Adult	Juvenile
Bad Checks	0	0
Curfew/Vagrancy	0	0
Disorderly Conduct	1	8
DUI	8	0
Drunkenness	3	0
Family-Non Violent	0	0
Liquor Law Violations	0	0
Peeping Tom	0	0
Trespass	0	0
All Other Offenses	4	0
Total Group B	16	8

TIBRS Group A Offenses	Offenses		Arrests	
	Reported	Cleared	Adult	Juvenile
Crimes Against Persons				
Murder	0	0	0	0
Negligent Manslaughter	0	0	0	0
Kidnapping/Abduction	1	1	0	0
Forcible Rape	0	0	0	0
Forcible Sodomy	0	0	0	0
Sexual Assault W/Object	0	0	0	0
Forcible Fondling	0	0	0	0
Incest	0	0	0	0
Statutory Rape	0	0	0	0
Aggravated Assault	5	5	5	0
Simple Assault	23	22	24	0
Intimidation	0	0	0	0
Stalking	0	0	0	0
Commercial Sex Acts	0	0	0	0
Involuntary Servitude	0	0	0	0
Crimes Against Property				
Arson	0	0	0	0
Bribery	0	0	0	0
Burglary	10	2	1	0
Counterfeiting/Forgery	1	0	0	0
Destruction/Damage/Vandalism	17	6	4	0
Embezzlement	0	0	0	0
Extortion/Blackmail	0	0	0	0
Fraud - False Pretenses	2	0	0	0
Fraud - Credit Card/ATM	1	1	0	1
Fraud - Impersonation	2	0	0	0
Fraud - Welfare	0	0	0	0
Fraud - Wire	0	0	0	0
Motor Vehicle Theft	5	2	2	0
Robbery	2	1	0	0
Stolen Property Offenses	0	0	0	0
Theft - Pocket-picking	0	0	0	0
Theft - Purse Snatching	0	0	0	0
Theft - Shoplifting	15	10	6	0
Theft From Building	0	0	0	0
Theft From Coin Machine	0	0	0	0
Theft From Motor Vehicle	4	0	0	0
Theft of Motor Vehicle Parts	2	0	0	0
Theft - All Other Larceny	16	3	3	0
Crimes Against Society				
Drug/Narcotic Violations	5	5	5	0
Drug/Narcotic Equipment Violations	3	3	0	0
Gambling - Betting/Wagering	0	0	0	0
Gambling - Operating/Promoting	0	0	0	0
Gambling - Equipment Violations	0	0	0	0
Gambling - Sports Tampering	0	0	0	0
Pornography/Obscene Material	1	1	1	0
Prostitution	0	0	0	0
Prostitution Assisting/Promoting	0	0	0	0
Purchasing Prostitution	0	0	0	0
Weapon Law Violations	0	0	0	0
Total Group A Offenses	115	62	51	1



2014 Population Estimate 1,716

Offense Overview

Offense Total 73
 Number Cleared 28
 Percent Cleared 38.36 %

Group A Crimes per 100,000 population 4,254.1

Arrest Overview

Total Arrests 48
 Adult Arrests 47
 Juvenile Arrests 1
 Unknown Age 0

Arrests per 100,000 population 2,797.2

Average number offenses/incident 1.07

Domestic Violence Victims		
Offense	Reported	Cleared
Murder	0	0
Aggravated Assault	1	0
Simple Assault	6	3
Intimidation	0	0
Stalking	0	0
Forcible Rape	0	0
Forcible Sodomy	0	0
Sexual Assault W/Object	0	0
Forcible Fondling	0	0
Incest	0	0
Statutory Rape	0	0
Kidnapping/Abduction	1	0
Total	8	3

TIBRS Group B Arrests		
Offense	Adult	Juvenile
Bad Checks	0	0
Curfew/Vagrancy	0	0
Disorderly Conduct	5	0
DUI	8	0
Drunkenness	4	0
Family-Non Violent	0	0
Liquor Law Violations	1	0
Peeping Tom	0	0
Trespass	0	0
All Other Offenses	4	0
Total Group B	22	0

TIBRS Group A Offenses	Offenses		Arrests	
	Reported	Cleared	Adult	Juvenile
Crimes Against Persons				
Murder	0	0	0	0
Negligent Manslaughter	0	0	0	0
Kidnapping/Abduction	1	0	0	0
Forcible Rape	0	0	0	0
Forcible Sodomy	0	0	0	0
Sexual Assault W/Object	0	0	0	0
Forcible Fondling	0	0	0	0
Incest	0	0	0	0
Statutory Rape	0	0	0	0
Aggravated Assault	5	1	1	0
Simple Assault	17	4	2	1
Intimidation	4	0	0	0
Stalking	0	0	0	0
Commercial Sex Acts	0	0	0	0
Involuntary Servitude	0	0	0	0
Crimes Against Property				
Arson	0	0	0	0
Bribery	0	0	0	0
Burglary	3	0	0	0
Counterfeiting/Forgery	0	0	0	0
Destruction/Damage/Vandalism	3	0	0	0
Embezzlement	0	0	0	0
Extortion/Blackmail	0	0	0	0
Fraud - False Pretenses	0	0	0	0
Fraud - Credit Card/ATM	1	0	0	0
Fraud - Impersonation	1	1	1	0
Fraud - Welfare	0	0	0	0
Fraud - Wire	0	0	0	0
Motor Vehicle Theft	1	1	1	0
Robbery	0	0	0	0
Stolen Property Offenses	2	1	1	0
Theft - Pocket-picking	1	1	1	0
Theft - Purse Snatching	0	0	0	0
Theft - Shoplifting	4	4	4	0
Theft From Building	4	0	0	0
Theft From Coin Machine	0	0	0	0
Theft From Motor Vehicle	2	0	0	0
Theft of Motor Vehicle Parts	1	0	0	0
Theft - All Other Larceny	3	1	1	0
Crimes Against Society				
Drug/Narcotic Violations	14	10	11	0
Drug/Narcotic Equipment Violations	6	4	2	0
Gambling - Betting/Wagering	0	0	0	0
Gambling - Operating/Promoting	0	0	0	0
Gambling - Equipment Violations	0	0	0	0
Gambling - Sports Tampering	0	0	0	0
Pornography/Obscene Material	0	0	0	0
Prostitution	0	0	0	0
Prostitution Assisting/Promoting	0	0	0	0
Purchasing Prostitution	0	0	0	0
Weapon Law Violations	0	0	0	0
Total Group A Offenses	73	28	25	1



Winchester Police Department - 2015

2014 Population Estimate 8,547

Offense Overview

Offense Total 885
 Number Cleared 364
 Percent Cleared 41.13 %

Group A Crimes per 100,000 population 10,354.5

Arrest Overview

Total Arrests 468
 Adult Arrests 433
 Juvenile Arrests 35
 Unknown Age 0

Arrests per 100,000 population 5,475.6

Average number offenses/incident 1.21

Domestic Violence Victims		
Offense	Reported	Cleared
Murder	0	0
Aggravated Assault	16	8
Simple Assault	92	65
Intimidation	20	8
Stalking	3	0
Forcible Rape	0	0
Forcible Sodomy	0	0
Sexual Assault W/Object	0	0
Forcible Fondling	1	0
Incest	0	0
Statutory Rape	1	1
Kidnapping/Abduction	3	2
Total	136	84

TIBRS Group B Arrests		
Offense	Adult	Juvenile
Bad Checks	0	0
Curfew/Vagrancy	0	5
Disorderly Conduct	19	0
DUI	41	1
Drunkenness	55	0
Family-Non Violent	2	0
Liquor Law Violations	9	7
Peeping Tom	0	0
Trespass	19	0
All Other Offenses	50	0
Total Group B	195	13

TIBRS Group A Offenses	Offenses		Arrests	
	Reported	Cleared	Adult	Juvenile
Crimes Against Persons				
Murder	0	0	0	0
Negligent Manslaughter	0	0	0	0
Kidnapping/Abduction	7	5	2	0
Forcible Rape	2	1	1	0
Forcible Sodomy	0	0	0	0
Sexual Assault W/Object	0	0	0	0
Forcible Fondling	2	0	0	0
Incest	0	0	0	0
Statutory Rape	1	1	1	0
Aggravated Assault	52	31	21	1
Simple Assault	153	83	62	2
Intimidation	65	11	10	0
Stalking	4	1	1	0
Commercial Sex Acts	0	0	0	0
Involuntary Servitude	0	0	0	0
Crimes Against Property				
Arson	1	0	0	0
Bribery	0	0	0	0
Burglary	44	9	5	0
Counterfeiting/Forgery	27	2	3	0
Destruction/Damage/Vandalism	69	18	6	0
Embezzlement	11	7	5	0
Extortion/Blackmail	0	0	0	0
Fraud - False Pretenses	18	4	3	0
Fraud - Credit Card/ATM	7	0	0	0
Fraud - Impersonation	5	1	0	0
Fraud - Welfare	0	0	0	0
Fraud - Wire	6	0	0	0
Motor Vehicle Theft	18	7	4	0
Robbery	3	1	0	0
Stolen Property Offenses	2	2	1	0
Theft - Pocket-picking	0	0	0	0
Theft - Purse Snatching	0	0	0	0
Theft - Shoplifting	58	36	35	8
Theft From Building	60	7	5	0
Theft From Coin Machine	1	0	0	0
Theft From Motor Vehicle	49	18	6	0
Theft of Motor Vehicle Parts	17	2	0	0
Theft - All Other Larceny	41	7	2	0
Crimes Against Society				
Drug/Narcotic Violations	106	68	56	11
Drug/Narcotic Equipment Violations	44	35	7	0
Gambling - Betting/Wagering	0	0	0	0
Gambling - Operating/Promoting	0	0	0	0
Gambling - Equipment Violations	0	0	0	0
Gambling - Sports Tampering	0	0	0	0
Pornography/Obscene Material	2	0	0	0
Prostitution	0	0	0	0
Prostitution Assisting/Promoting	0	0	0	0
Purchasing Prostitution	0	0	0	0
Weapon Law Violations	10	7	2	0
Total Group A Offenses	885	364	238	22



2014 Population Estimate	954
Offense Overview	
Offense Total	107
Number Cleared	92
Percent Cleared	85.98 %
Group A Crimes per 100,000 population	11,215.9
Arrest Overview	
Total Arrests	105
Adult Arrests	98
Juvenile Arrests	7
Unknown Age	0
Arrests per 100,000 population	11,006.3
Average number offenses/incident	1.37

Domestic Violence Victims		
Offense	Reported	Cleared
Murder	0	0
Aggravated Assault	1	1
Simple Assault	9	9
Intimidation	0	0
Stalking	0	0
Forcible Rape	0	0
Forcible Sodomy	0	0
Sexual Assault W/Object	0	0
Forcible Fondling	0	0
Incest	0	0
Statutory Rape	0	0
Kidnapping/Abduction	0	0
Total	10	10

TIBRS Group B Arrests		
Offense	Adult	Juvenile
Bad Checks	1	0
Curfew/Vagrancy	0	0
Disorderly Conduct	1	0
DUI	10	0
Drunkenness	8	0
Family-Non Violent	1	0
Liquor Law Violations	0	0
Peeping Tom	0	0
Trespass	2	0
All Other Offenses	8	3
Total Group B	31	3

TIBRS Group A Offenses	Offenses		Arrests	
	Reported	Cleared	Adult	Juvenile
Crimes Against Persons				
Murder	0	0	0	0
Negligent Manslaughter	0	0	0	0
Kidnapping/Abduction	0	0	0	0
Forcible Rape	0	0	0	0
Forcible Sodomy	0	0	0	0
Sexual Assault W/Object	0	0	0	0
Forcible Fondling	0	0	0	0
Incest	0	0	0	0
Statutory Rape	0	0	0	0
Aggravated Assault	3	3	3	0
Simple Assault	10	10	10	0
Intimidation	2	2	1	1
Stalking	0	0	0	0
Commercial Sex Acts	0	0	0	0
Involuntary Servitude	0	0	0	0
Crimes Against Property				
Arson	0	0	0	0
Bribery	0	0	0	0
Burglary	7	1	0	2
Counterfeiting/Forgery	0	0	0	0
Destruction/Damage/Vandalism	3	1	0	0
Embezzlement	0	0	0	0
Extortion/Blackmail	0	0	0	0
Fraud - False Pretenses	0	0	0	0
Fraud - Credit Card/ATM	0	0	0	0
Fraud - Impersonation	0	0	0	0
Fraud - Welfare	0	0	0	0
Fraud - Wire	0	0	0	0
Motor Vehicle Theft	1	0	0	0
Robbery	0	0	0	0
Stolen Property Offenses	0	0	0	0
Theft - Pocket-picking	0	0	0	0
Theft - Purse Snatching	0	0	0	0
Theft - Shoplifting	0	0	0	0
Theft From Building	1	0	0	0
Theft From Coin Machine	0	0	0	0
Theft From Motor Vehicle	2	0	0	0
Theft of Motor Vehicle Parts	0	0	0	0
Theft - All Other Larceny	4	1	0	0
Crimes Against Society				
Drug/Narcotic Violations	39	39	40	0
Drug/Narcotic Equipment Violations	33	33	12	1
Gambling - Betting/Wagering	0	0	0	0
Gambling - Operating/Promoting	0	0	0	0
Gambling - Equipment Violations	0	0	0	0
Gambling - Sports Tampering	0	0	0	0
Pornography/Obscene Material	0	0	0	0
Prostitution	0	0	0	0
Prostitution Assisting/Promoting	0	0	0	0
Purchasing Prostitution	0	0	0	0
Weapon Law Violations	2	2	1	0
Total Group A Offenses	107	92	67	4



2014 Population Estimate 2,730

Offense Overview

Offense Total 144
Number Cleared 90
Percent Cleared 62.50 %

Group A Crimes per 100,000 population 5,274.7

Arrest Overview

Total Arrests 153
Adult Arrests 140
Juvenile Arrests 13
Unknown Age 0

Arrests per 100,000 population 5,604.4

Average number offenses/incident 1.17

Domestic Violence Victims		
Offense	Reported	Cleared
Murder	0	0
Aggravated Assault	7	7
Simple Assault	14	14
Intimidation	1	1
Stalking	0	0
Forcible Rape	0	0
Forcible Sodomy	0	0
Sexual Assault W/Object	0	0
Forcible Fondling	0	0
Incest	0	0
Statutory Rape	0	0
Kidnapping/Abduction	0	0
Total	22	22

TIBRS Group B Arrests		
Offense	Adult	Juvenile
Bad Checks	0	0
Curfew/Vagrancy	0	0
Disorderly Conduct	1	0
DUI	40	0
Drunkenness	7	0
Family-Non Violent	1	0
Liquor Law Violations	3	1
Peeping Tom	0	0
Trespass	2	0
All Other Offenses	10	0
Total Group B	64	1

TIBRS Group A Offenses	Offenses		Arrests	
	Reported	Cleared	Adult	Juvenile
Crimes Against Persons				
Murder	0	0	0	0
Negligent Manslaughter	0	0	0	0
Kidnapping/Abduction	0	0	0	0
Forcible Rape	0	0	0	0
Forcible Sodomy	0	0	0	0
Sexual Assault W/Object	0	0	0	0
Forcible Fondling	0	0	0	0
Incest	0	0	0	0
Statutory Rape	1	1	1	0
Aggravated Assault	8	8	8	0
Simple Assault	17	17	16	0
Intimidation	3	3	2	0
Stalking	0	0	0	0
Commercial Sex Acts	0	0	0	0
Involuntary Servitude	0	0	0	0
Crimes Against Property				
Arson	0	0	0	0
Bribery	0	0	0	0
Burglary	13	3	0	11
Counterfeiting/Forgery	1	1	1	0
Destruction/Damage/Vandalism	19	5	2	1
Embezzlement	1	0	0	0
Extortion/Blackmail	0	0	0	0
Fraud - False Pretenses	5	2	2	0
Fraud - Credit Card/ATM	2	0	0	0
Fraud - Impersonation	0	0	0	0
Fraud - Welfare	0	0	0	0
Fraud - Wire	1	0	0	0
Motor Vehicle Theft	4	1	0	0
Robbery	0	0	0	0
Stolen Property Offenses	0	0	0	0
Theft - Pocket-picking	0	0	0	0
Theft - Purse Snatching	0	0	0	0
Theft - Shoplifting	9	8	9	0
Theft From Building	5	1	1	0
Theft From Coin Machine	0	0	0	0
Theft From Motor Vehicle	5	0	0	0
Theft of Motor Vehicle Parts	1	0	0	0
Theft - All Other Larceny	10	1	1	0
Crimes Against Society				
Drug/Narcotic Violations	18	18	22	0
Drug/Narcotic Equipment Violations	19	19	10	0
Gambling - Betting/Wagering	0	0	0	0
Gambling - Operating/Promoting	0	0	0	0
Gambling - Equipment Violations	0	0	0	0
Gambling - Sports Tampering	0	0	0	0
Pornography/Obscene Material	0	0	0	0
Prostitution	0	0	0	0
Prostitution Assisting/Promoting	0	0	0	0
Purchasing Prostitution	0	0	0	0
Weapon Law Violations	2	2	1	0
Total Group A Offenses	144	90	76	12





CRIME IN TENNESSEE 2015

OTHER POLICE DEPARTMENTS

2014 Population Estimate	N/A
Offense Overview	
Offense Total	112
Number Cleared	112
Percent Cleared	100.00 %
Group A Crimes per 100,000 population	N/A
Arrest Overview	
Total Arrests	143
Adult Arrests	138
Juvenile Arrests	5
Unknown Age	0
Arrests per 100,000 population	N/A
Average number offenses/incident	1.24

Domestic Violence Victims		
Offense	Reported	Cleared
Murder	0	0
Aggravated Assault	1	1
Simple Assault	0	0
Intimidation	0	0
Stalking	0	0
Forcible Rape	0	0
Forcible Sodomy	0	0
Sexual Assault W/Object	0	0
Forcible Fondling	0	0
Incest	0	0
Statutory Rape	0	0
Kidnapping/Abduction	0	0
Total	1	1

TIBRS Group B Arrests		
Offense	Adult	Juvenile
Bad Checks	0	0
Curfew/Vagrancy	0	0
Disorderly Conduct	4	0
DUI	0	0
Drunkenness	2	0
Family-Non Violent	0	0
Liquor Law Violations	0	0
Peeping Tom	0	0
Trespass	33	2
All Other Offenses	12	0
Total Group B	51	2

TIBRS Group A Offenses	Offenses		Arrests	
	Reported	Cleared	Adult	Juvenile
Crimes Against Persons				
Murder	0	0	0	0
Negligent Manslaughter	0	0	0	0
Kidnapping/Abduction	0	0	0	0
Forcible Rape	0	0	0	0
Forcible Sodomy	0	0	0	0
Sexual Assault W/Object	0	0	0	0
Forcible Fondling	0	0	0	0
Incest	0	0	0	0
Statutory Rape	0	0	0	0
Aggravated Assault	2	2	2	0
Simple Assault	0	0	0	0
Intimidation	0	0	0	0
Stalking	0	0	0	0
Commercial Sex Acts	0	0	0	0
Involuntary Servitude	0	0	0	0
Crimes Against Property				
Arson	0	0	0	0
Bribery	0	0	0	0
Burglary	0	0	0	0
Counterfeiting/Forgery	0	0	0	0
Destruction/Damage/Vandalism	2	2	1	1
Embezzlement	0	0	0	0
Extortion/Blackmail	0	0	0	0
Fraud - False Pretenses	0	0	0	0
Fraud - Credit Card/ATM	0	0	0	0
Fraud - Impersonation	0	0	0	0
Fraud - Welfare	0	0	0	0
Fraud - Wire	0	0	0	0
Motor Vehicle Theft	0	0	0	0
Robbery	0	0	0	0
Stolen Property Offenses	0	0	0	0
Theft - Pocket-picking	0	0	0	0
Theft - Purse Snatching	0	0	0	0
Theft - Shoplifting	0	0	0	0
Theft From Building	0	0	0	0
Theft From Coin Machine	0	0	0	0
Theft From Motor Vehicle	0	0	0	0
Theft of Motor Vehicle Parts	0	0	0	0
Theft - All Other Larceny	0	0	0	0
Crimes Against Society				
Drug/Narcotic Violations	77	77	74	2
Drug/Narcotic Equipment Violations	23	23	6	0
Gambling - Betting/Wagering	0	0	0	0
Gambling - Operating/Promoting	0	0	0	0
Gambling - Equipment Violations	0	0	0	0
Gambling - Sports Tampering	0	0	0	0
Pornography/Obscene Material	0	0	0	0
Prostitution	0	0	0	0
Prostitution Assisting/Promoting	0	0	0	0
Purchasing Prostitution	0	0	0	0
Weapon Law Violations	8	8	4	0
Total Group A Offenses	112	112	87	3



2014 Population Estimate	N/A
Offense Overview	
Offense Total	8
Number Cleared	6
Percent Cleared	75.00 %
Group A Crimes per 100,000 population	N/A
Arrest Overview	
Total Arrests	10
Adult Arrests	10
Juvenile Arrests	0
Unknown Age	0
Arrests per 100,000 population	N/A
Average number offenses/incident	1.00

Domestic Violence Victims		
Offense	Reported	Cleared
Murder	0	0
Aggravated Assault	0	0
Simple Assault	0	0
Intimidation	0	0
Stalking	0	0
Forcible Rape	0	0
Forcible Sodomy	0	0
Sexual Assault W/Object	0	0
Forcible Fondling	0	0
Incest	0	0
Statutory Rape	0	0
Kidnapping/Abduction	0	0
Total	0	0

TIBRS Group B Arrests		
Offense	Adult	Juvenile
Bad Checks	0	0
Curfew/Vagrancy	0	0
Disorderly Conduct	0	0
DUI	0	0
Drunkenness	3	0
Family-Non Violent	0	0
Liquor Law Violations	0	0
Peeping Tom	0	0
Trespass	0	0
All Other Offenses	0	0
Total Group B	3	0

TIBRS Group A Offenses	Offenses		Arrests	
	Reported	Cleared	Adult	Juvenile
Crimes Against Persons				
Murder	0	0	0	0
Negligent Manslaughter	0	0	0	0
Kidnapping/Abduction	0	0	0	0
Forcible Rape	0	0	0	0
Forcible Sodomy	0	0	0	0
Sexual Assault W/Object	0	0	0	0
Forcible Fondling	0	0	0	0
Incest	0	0	0	0
Statutory Rape	0	0	0	0
Aggravated Assault	0	0	0	0
Simple Assault	0	0	0	0
Intimidation	0	0	0	0
Stalking	0	0	0	0
Commercial Sex Acts	0	0	0	0
Involuntary Servitude	0	0	0	0
Crimes Against Property				
Arson	0	0	0	0
Bribery	0	0	0	0
Burglary	2	2	2	0
Counterfeiting/Forgery	0	0	0	0
Destruction/Damage/Vandalism	2	0	0	0
Embezzlement	0	0	0	0
Extortion/Blackmail	0	0	0	0
Fraud - False Pretenses	0	0	0	0
Fraud - Credit Card/ATM	0	0	0	0
Fraud - Impersonation	0	0	0	0
Fraud - Welfare	0	0	0	0
Fraud - Wire	0	0	0	0
Motor Vehicle Theft	0	0	0	0
Robbery	0	0	0	0
Stolen Property Offenses	0	0	0	0
Theft - Pocket-picking	0	0	0	0
Theft - Purse Snatching	0	0	0	0
Theft - Shoplifting	0	0	0	0
Theft From Building	0	0	0	0
Theft From Coin Machine	0	0	0	0
Theft From Motor Vehicle	0	0	0	0
Theft of Motor Vehicle Parts	0	0	0	0
Theft - All Other Larceny	0	0	0	0
Crimes Against Society				
Drug/Narcotic Violations	1	1	2	0
Drug/Narcotic Equipment Violations	0	0	0	0
Gambling - Betting/Wagering	0	0	0	0
Gambling - Operating/Promoting	0	0	0	0
Gambling - Equipment Violations	0	0	0	0
Gambling - Sports Tampering	0	0	0	0
Pornography/Obscene Material	0	0	0	0
Prostitution	0	0	0	0
Prostitution Assisting/Promoting	0	0	0	0
Purchasing Prostitution	0	0	0	0
Weapon Law Violations	3	3	3	0
Total Group A Offenses	8	6	7	0



2014 Population Estimate	N/A
Offense Overview	
Offense Total	3
Number Cleared	0
Percent Cleared	0.00 %
Group A Crimes per 100,000 population	N/A
Arrest Overview	
Total Arrests	1
Adult Arrests	1
Juvenile Arrests	0
Unknown Age	0
Arrests per 100,000 population	N/A
Average number offenses/incident	1.00

Domestic Violence Victims		
Offense	Reported	Cleared
Murder	0	0
Aggravated Assault	0	0
Simple Assault	0	0
Intimidation	0	0
Stalking	0	0
Forcible Rape	0	0
Forcible Sodomy	0	0
Sexual Assault W/Object	0	0
Forcible Fondling	0	0
Incest	0	0
Statutory Rape	0	0
Kidnapping/Abduction	0	0
Total	0	0

TIBRS Group B Arrests		
Offense	Adult	Juvenile
Bad Checks	0	0
Curfew/Vagrancy	0	0
Disorderly Conduct	0	0
DUI	0	0
Drunkenness	1	0
Family-Non Violent	0	0
Liquor Law Violations	0	0
Peeping Tom	0	0
Trespass	0	0
All Other Offenses	0	0
Total Group B	1	0

TIBRS Group A Offenses	Offenses		Arrests	
	Reported	Cleared	Adult	Juvenile
Crimes Against Persons				
Murder	0	0	0	0
Negligent Manslaughter	0	0	0	0
Kidnapping/Abduction	0	0	0	0
Forcible Rape	0	0	0	0
Forcible Sodomy	0	0	0	0
Sexual Assault W/Object	0	0	0	0
Forcible Fondling	0	0	0	0
Incest	0	0	0	0
Statutory Rape	0	0	0	0
Aggravated Assault	0	0	0	0
Simple Assault	0	0	0	0
Intimidation	0	0	0	0
Stalking	0	0	0	0
Commercial Sex Acts	0	0	0	0
Involuntary Servitude	0	0	0	0
Crimes Against Property				
Arson	0	0	0	0
Bribery	0	0	0	0
Burglary	0	0	0	0
Counterfeiting/Forgery	0	0	0	0
Destruction/Damage/Vandalism	1	0	0	0
Embezzlement	0	0	0	0
Extortion/Blackmail	0	0	0	0
Fraud - False Pretenses	0	0	0	0
Fraud - Credit Card/ATM	0	0	0	0
Fraud - Impersonation	0	0	0	0
Fraud - Welfare	0	0	0	0
Fraud - Wire	0	0	0	0
Motor Vehicle Theft	0	0	0	0
Robbery	0	0	0	0
Stolen Property Offenses	0	0	0	0
Theft - Pocket-picking	0	0	0	0
Theft - Purse Snatching	0	0	0	0
Theft - Shoplifting	0	0	0	0
Theft From Building	1	0	0	0
Theft From Coin Machine	0	0	0	0
Theft From Motor Vehicle	0	0	0	0
Theft of Motor Vehicle Parts	0	0	0	0
Theft - All Other Larceny	0	0	0	0
Crimes Against Society				
Drug/Narcotic Violations	1	0	0	0
Drug/Narcotic Equipment Violations	0	0	0	0
Gambling - Betting/Wagering	0	0	0	0
Gambling - Operating/Promoting	0	0	0	0
Gambling - Equipment Violations	0	0	0	0
Gambling - Sports Tampering	0	0	0	0
Pornography/Obscene Material	0	0	0	0
Prostitution	0	0	0	0
Prostitution Assisting/Promoting	0	0	0	0
Purchasing Prostitution	0	0	0	0
Weapon Law Violations	0	0	0	0
Total Group A Offenses	3	0	0	0



2014 Population Estimate	N/A
Offense Overview	
Offense Total	49
Number Cleared	22
Percent Cleared	44.90 %
Group A Crimes per 100,000 population	N/A
Arrest Overview	
Total Arrests	34
Adult Arrests	34
Juvenile Arrests	0
Unknown Age	0
Arrests per 100,000 population	N/A
Average number offenses/incident	1.00

Domestic Violence Victims		
Offense	Reported	Cleared
Murder	0	0
Aggravated Assault	0	0
Simple Assault	0	0
Intimidation	0	0
Stalking	0	0
Forcible Rape	0	0
Forcible Sodomy	0	0
Sexual Assault W/Object	0	0
Forcible Fondling	0	0
Incest	0	0
Statutory Rape	0	0
Kidnapping/Abduction	0	0
Total	0	0

TIBRS Group B Arrests		
Offense	Adult	Juvenile
Bad Checks	0	0
Curfew/Vagrancy	0	0
Disorderly Conduct	1	0
DUI	0	0
Drunkenness	10	0
Family-Non Violent	0	0
Liquor Law Violations	0	0
Peeping Tom	0	0
Trespass	0	0
All Other Offenses	1	0
Total Group B	12	0

TIBRS Group A Offenses	Offenses		Arrests	
	Reported	Cleared	Adult	Juvenile
Crimes Against Persons				
Murder	0	0	0	0
Negligent Manslaughter	0	0	0	0
Kidnapping/Abduction	0	0	0	0
Forcible Rape	0	0	0	0
Forcible Sodomy	0	0	0	0
Sexual Assault W/Object	0	0	0	0
Forcible Fondling	0	0	0	0
Incest	0	0	0	0
Statutory Rape	0	0	0	0
Aggravated Assault	0	0	0	0
Simple Assault	0	0	0	0
Intimidation	0	0	0	0
Stalking	0	0	0	0
Commercial Sex Acts	0	0	0	0
Involuntary Servitude	0	0	0	0
Crimes Against Property				
Arson	0	0	0	0
Bribery	0	0	0	0
Burglary	0	0	0	0
Counterfeiting/Forgery	0	0	0	0
Destruction/Damage/Vandalism	5	0	0	0
Embezzlement	0	0	0	0
Extortion/Blackmail	0	0	0	0
Fraud - False Pretenses	11	0	0	0
Fraud - Credit Card/ATM	0	0	0	0
Fraud - Impersonation	0	0	0	0
Fraud - Welfare	0	0	0	0
Fraud - Wire	0	0	0	0
Motor Vehicle Theft	1	0	0	0
Robbery	0	0	0	0
Stolen Property Offenses	0	0	0	0
Theft - Pocket-picking	0	0	0	0
Theft - Purse Snatching	0	0	0	0
Theft - Shoplifting	0	0	0	0
Theft From Building	6	2	2	0
Theft From Coin Machine	0	0	0	0
Theft From Motor Vehicle	2	0	0	0
Theft of Motor Vehicle Parts	2	0	0	0
Theft - All Other Larceny	1	0	0	0
Crimes Against Society				
Drug/Narcotic Violations	0	0	0	0
Drug/Narcotic Equipment Violations	1	0	0	0
Gambling - Betting/Wagering	0	0	0	0
Gambling - Operating/Promoting	0	0	0	0
Gambling - Equipment Violations	0	0	0	0
Gambling - Sports Tampering	0	0	0	0
Pornography/Obscene Material	0	0	0	0
Prostitution	0	0	0	0
Prostitution Assisting/Promoting	0	0	0	0
Purchasing Prostitution	0	0	0	0
Weapon Law Violations	20	20	20	0
Total Group A Offenses	49	22	22	0



Memphis Shelby County Airport Authority Police - 2015

2014 Population Estimate	N/A
Offense Overview	
Offense Total	219
Number Cleared	66
Percent Cleared	30.14 %
Group A Crimes per 100,000 population	N/A
Arrest Overview	
Total Arrests	72
Adult Arrests	71
Juvenile Arrests	1
Unknown Age	0
Arrests per 100,000 population	N/A
Average number offenses/incident	1.03

Domestic Violence Victims		
Offense	Reported	Cleared
Murder	0	0
Aggravated Assault	1	0
Simple Assault	1	1
Intimidation	0	0
Stalking	0	0
Forcible Rape	0	0
Forcible Sodomy	0	0
Sexual Assault W/Object	0	0
Forcible Fondling	0	0
Incest	0	0
Statutory Rape	0	0
Kidnapping/Abduction	0	0
Total	2	1

TIBRS Group B Arrests		
Offense	Adult	Juvenile
Bad Checks	0	0
Curfew/Vagrancy	0	0
Disorderly Conduct	3	0
DUI	2	0
Drunkenness	0	0
Family-Non Violent	0	0
Liquor Law Violations	0	0
Peeping Tom	0	0
Trespass	1	0
All Other Offenses	0	0
Total Group B	6	0

TIBRS Group A Offenses	Offenses		Arrests	
	Reported	Cleared	Adult	Juvenile
Crimes Against Persons				
Murder	0	0	0	0
Negligent Manslaughter	0	0	0	0
Kidnapping/Abduction	0	0	0	0
Forcible Rape	0	0	0	0
Forcible Sodomy	0	0	0	0
Sexual Assault W/Object	0	0	0	0
Forcible Fondling	0	0	0	0
Incest	0	0	0	0
Statutory Rape	0	0	0	0
Aggravated Assault	1	0	0	0
Simple Assault	8	1	1	0
Intimidation	2	0	0	0
Stalking	0	0	0	0
Commercial Sex Acts	0	0	0	0
Involuntary Servitude	0	0	0	0
Crimes Against Property				
Arson	0	0	0	0
Bribery	0	0	0	0
Burglary	0	0	0	0
Counterfeiting/Forgery	1	0	0	0
Destruction/Damage/Vandalism	27	0	0	0
Embezzlement	5	2	2	0
Extortion/Blackmail	0	0	0	0
Fraud - False Pretenses	1	0	0	0
Fraud - Credit Card/ATM	0	0	0	0
Fraud - Impersonation	0	0	0	0
Fraud - Welfare	0	0	0	0
Fraud - Wire	0	0	0	0
Motor Vehicle Theft	8	1	0	0
Robbery	0	0	0	0
Stolen Property Offenses	0	0	0	0
Theft - Pocket-picking	0	0	0	0
Theft - Purse Snatching	0	0	0	0
Theft - Shoplifting	0	0	0	0
Theft From Building	55	7	8	0
Theft From Coin Machine	0	0	0	0
Theft From Motor Vehicle	21	1	1	0
Theft of Motor Vehicle Parts	9	0	0	0
Theft - All Other Larceny	27	5	6	0
Crimes Against Society				
Drug/Narcotic Violations	13	10	9	0
Drug/Narcotic Equipment Violations	1	0	0	0
Gambling - Betting/Wagering	0	0	0	0
Gambling - Operating/Promoting	0	0	0	0
Gambling - Equipment Violations	0	0	0	0
Gambling - Sports Tampering	0	0	0	0
Pornography/Obscene Material	0	0	0	0
Prostitution	0	0	0	0
Prostitution Assisting/Promoting	0	0	0	0
Purchasing Prostitution	0	0	0	0
Weapon Law Violations	40	39	38	1
Total Group A Offenses	219	66	65	1



2014 Population Estimate	N/A
Offense Overview	
Offense Total	214
Number Cleared	130
Percent Cleared	60.75 %
Group A Crimes per 100,000 population	N/A
Arrest Overview	
Total Arrests	110
Adult Arrests	109
Juvenile Arrests	1
Unknown Age	0
Arrests per 100,000 population	N/A
Average number offenses/incident	1.00

Domestic Violence Victims		
Offense	Reported	Cleared
Murder	0	0
Aggravated Assault	0	0
Simple Assault	3	2
Intimidation	0	0
Stalking	0	0
Forcible Rape	0	0
Forcible Sodomy	0	0
Sexual Assault W/Object	0	0
Forcible Fondling	0	0
Incest	0	0
Statutory Rape	0	0
Kidnapping/Abduction	0	0
Total	3	2

TIBRS Group B Arrests		
Offense	Adult	Juvenile
Bad Checks	0	0
Curfew/Vagrancy	0	0
Disorderly Conduct	11	0
DUI	13	0
Drunkenness	29	0
Family-Non Violent	0	0
Liquor Law Violations	0	0
Peeping Tom	0	0
Trespass	0	0
All Other Offenses	0	0
Total Group B	53	0

TIBRS Group A Offenses	Offenses		Arrests	
	Reported	Cleared	Adult	Juvenile
Crimes Against Persons				
Murder	0	0	0	0
Negligent Manslaughter	0	0	0	0
Kidnapping/Abduction	0	0	0	0
Forcible Rape	0	0	0	0
Forcible Sodomy	0	0	0	0
Sexual Assault W/Object	0	0	0	0
Forcible Fondling	0	0	0	0
Incest	0	0	0	0
Statutory Rape	0	0	0	0
Aggravated Assault	1	0	0	0
Simple Assault	9	6	2	1
Intimidation	1	0	0	0
Stalking	1	0	0	0
Commercial Sex Acts	0	0	0	0
Involuntary Servitude	0	0	0	0
Crimes Against Property				
Arson	0	0	0	0
Bribery	0	0	0	0
Burglary	0	0	0	0
Counterfeiting/Forgery	0	0	0	0
Destruction/Damage/Vandalism	8	2	0	0
Embezzlement	1	0	0	0
Extortion/Blackmail	0	0	0	0
Fraud - False Pretenses	46	22	11	0
Fraud - Credit Card/ATM	2	1	1	0
Fraud - Impersonation	1	1	1	0
Fraud - Welfare	0	0	0	0
Fraud - Wire	0	0	0	0
Motor Vehicle Theft	14	8	8	0
Robbery	0	0	0	0
Stolen Property Offenses	0	0	0	0
Theft - Pocket-picking	0	0	0	0
Theft - Purse Snatching	0	0	0	0
Theft - Shoplifting	4	3	1	0
Theft From Building	33	6	3	0
Theft From Coin Machine	0	0	0	0
Theft From Motor Vehicle	4	2	2	0
Theft of Motor Vehicle Parts	1	0	0	0
Theft - All Other Larceny	3	1	0	0
Crimes Against Society				
Drug/Narcotic Violations	17	17	13	0
Drug/Narcotic Equipment Violations	6	5	3	0
Gambling - Betting/Wagering	0	0	0	0
Gambling - Operating/Promoting	0	0	0	0
Gambling - Equipment Violations	0	0	0	0
Gambling - Sports Tampering	0	0	0	0
Pornography/Obscene Material	0	0	0	0
Prostitution	0	0	0	0
Prostitution Assisting/Promoting	0	0	0	0
Purchasing Prostitution	0	0	0	0
Weapon Law Violations	62	56	11	0
Total Group A Offenses	214	130	56	1



2014 Population Estimate	N/A
Offense Overview	
Offense Total	234
Number Cleared	26
Percent Cleared	11.11 %
Group A Crimes per 100,000 population	N/A
Arrest Overview	
Total Arrests	72
Adult Arrests	61
Juvenile Arrests	11
Unknown Age	0
Arrests per 100,000 population	N/A
Average number offenses/incident	1.16

Domestic Violence Victims		
Offense	Reported	Cleared
Murder	0	0
Aggravated Assault	0	0
Simple Assault	6	5
Intimidation	0	0
Stalking	0	0
Forcible Rape	0	0
Forcible Sodomy	0	0
Sexual Assault W/Object	0	0
Forcible Fondling	2	2
Incest	0	0
Statutory Rape	0	0
Kidnapping/Abduction	0	0
Total	8	7

TIBRS Group B Arrests		
Offense	Adult	Juvenile
Bad Checks	0	0
Curfew/Vagrancy	0	0
Disorderly Conduct	2	0
DUI	4	0
Drunkenness	11	0
Family-Non Violent	4	0
Liquor Law Violations	0	1
Peeping Tom	0	0
Trespass	5	1
All Other Offenses	20	0
Total Group B	46	2

TIBRS Group A Offenses	Offenses		Arrests	
	Reported	Cleared	Adult	Juvenile
Crimes Against Persons				
Murder	0	0	0	0
Negligent Manslaughter	0	0	0	0
Kidnapping/Abduction	0	0	0	0
Forcible Rape	0	0	0	0
Forcible Sodomy	0	0	0	0
Sexual Assault W/Object	0	0	0	0
Forcible Fondling	3	2	0	0
Incest	0	0	0	0
Statutory Rape	0	0	0	0
Aggravated Assault	5	0	2	0
Simple Assault	15	8	2	0
Intimidation	8	1	1	0
Stalking	0	0	0	0
Commercial Sex Acts	0	0	0	0
Involuntary Servitude	0	0	0	0
Crimes Against Property				
Arson	1	0	0	0
Bribery	0	0	0	0
Burglary	3	0	0	0
Counterfeiting/Forgery	2	0	1	0
Destruction/Damage/Vandalism	42	1	1	0
Embezzlement	0	0	0	0
Extortion/Blackmail	0	0	0	0
Fraud - False Pretenses	2	0	0	0
Fraud - Credit Card/ATM	0	0	0	0
Fraud - Impersonation	0	0	0	0
Fraud - Welfare	0	0	0	0
Fraud - Wire	0	0	0	0
Motor Vehicle Theft	10	1	0	1
Robbery	5	1	0	1
Stolen Property Offenses	0	0	0	0
Theft - Pocket-picking	0	0	0	0
Theft - Purse Snatching	0	0	0	0
Theft - Shoplifting	0	0	0	0
Theft From Building	9	0	0	0
Theft From Coin Machine	0	0	0	0
Theft From Motor Vehicle	108	0	0	0
Theft of Motor Vehicle Parts	0	0	0	0
Theft - All Other Larceny	8	2	0	0
Crimes Against Society				
Drug/Narcotic Violations	7	5	4	5
Drug/Narcotic Equipment Violations	3	3	3	2
Gambling - Betting/Wagering	0	0	0	0
Gambling - Operating/Promoting	0	0	0	0
Gambling - Equipment Violations	0	0	0	0
Gambling - Sports Tampering	0	0	0	0
Pornography/Obscene Material	0	0	0	0
Prostitution	0	0	0	0
Prostitution Assisting/Promoting	0	0	0	0
Purchasing Prostitution	0	0	0	0
Weapon Law Violations	3	2	1	0
Total Group A Offenses	234	26	15	9



2014 Population Estimate	N/A
Offense Overview	
Offense Total	0
Number Cleared	0
Percent Cleared	0.00 %
Group A Crimes per 100,000 population	N/A
Arrest Overview	
Total Arrests	0
Adult Arrests	0
Juvenile Arrests	0
Unknown Age	0
Arrests per 100,000 population	N/A
Average number offenses/incident	0.00

Domestic Violence Victims		
Offense	Reported	Cleared
Murder	0	0
Aggravated Assault	0	0
Simple Assault	0	0
Intimidation	0	0
Stalking	0	0
Forcible Rape	0	0
Forcible Sodomy	0	0
Sexual Assault W/Object	0	0
Forcible Fondling	0	0
Incest	0	0
Statutory Rape	0	0
Kidnapping/Abduction	0	0
Total	0	0

TIBRS Group B Arrests		
Offense	Adult	Juvenile
Bad Checks	0	0
Curfew/Vagrancy	0	0
Disorderly Conduct	0	0
DUI	0	0
Drunkenness	0	0
Family-Non Violent	0	0
Liquor Law Violations	0	0
Peeping Tom	0	0
Trespass	0	0
All Other Offenses	0	0
Total Group B	0	0

TIBRS Group A Offenses	Offenses		Arrests	
	Reported	Cleared	Adult	Juvenile
Crimes Against Persons				
Murder	0	0	0	0
Negligent Manslaughter	0	0	0	0
Kidnapping/Abduction	0	0	0	0
Forcible Rape	0	0	0	0
Forcible Sodomy	0	0	0	0
Sexual Assault W/Object	0	0	0	0
Forcible Fondling	0	0	0	0
Incest	0	0	0	0
Statutory Rape	0	0	0	0
Aggravated Assault	0	0	0	0
Simple Assault	0	0	0	0
Intimidation	0	0	0	0
Stalking	0	0	0	0
Commercial Sex Acts	0	0	0	0
Involuntary Servitude	0	0	0	0
Crimes Against Property				
Arson	0	0	0	0
Bribery	0	0	0	0
Burglary	0	0	0	0
Counterfeiting/Forgery	0	0	0	0
Destruction/Damage/Vandalism	0	0	0	0
Embezzlement	0	0	0	0
Extortion/Blackmail	0	0	0	0
Fraud - False Pretenses	0	0	0	0
Fraud - Credit Card/ATM	0	0	0	0
Fraud - Impersonation	0	0	0	0
Fraud - Welfare	0	0	0	0
Fraud - Wire	0	0	0	0
Motor Vehicle Theft	0	0	0	0
Robbery	0	0	0	0
Stolen Property Offenses	0	0	0	0
Theft - Pocket-picking	0	0	0	0
Theft - Purse Snatching	0	0	0	0
Theft - Shoplifting	0	0	0	0
Theft From Building	0	0	0	0
Theft From Coin Machine	0	0	0	0
Theft From Motor Vehicle	0	0	0	0
Theft of Motor Vehicle Parts	0	0	0	0
Theft - All Other Larceny	0	0	0	0
Crimes Against Society				
Drug/Narcotic Violations	0	0	0	0
Drug/Narcotic Equipment Violations	0	0	0	0
Gambling - Betting/Wagering	0	0	0	0
Gambling - Operating/Promoting	0	0	0	0
Gambling - Equipment Violations	0	0	0	0
Gambling - Sports Tampering	0	0	0	0
Pornography/Obscene Material	0	0	0	0
Prostitution	0	0	0	0
Prostitution Assisting/Promoting	0	0	0	0
Purchasing Prostitution	0	0	0	0
Weapon Law Violations	0	0	0	0
Total Group A Offenses	0	0	0	0





CRIME IN **TENNESSEE** 2015

COLLEGES & UNIVERSITIES

2014 Population Estimate 8,465

Offense Overview

Offense Total 166
Number Cleared 75
Percent Cleared 45.18 %

Group A Crimes per 100,000 population 1,961.0

Arrest Overview

Total Arrests 106
Adult Arrests 94
Juvenile Arrests 12
Unknown Age 0

Arrests per 100,000 population 1,252.2

Average number offenses/incident 1.15

Domestic Violence Victims		
Offense	Reported	Cleared
Murder	0	0
Aggravated Assault	0	0
Simple Assault	3	3
Intimidation	2	1
Stalking	1	1
Forcible Rape	0	0
Forcible Sodomy	0	0
Sexual Assault W/Object	1	1
Forcible Fondling	0	0
Incest	0	0
Statutory Rape	0	0
Kidnapping/Abduction	0	0
Total	7	6

TIBRS Group B Arrests		
Offense	Adult	Juvenile
Bad Checks	0	0
Curfew/Vagrancy	0	0
Disorderly Conduct	2	0
DUI	0	0
Drunkenness	3	0
Family-Non Violent	1	0
Liquor Law Violations	22	1
Peeping Tom	1	0
Trespass	3	0
All Other Offenses	0	0
Total Group B	32	1

TIBRS Group A Offenses	Offenses		Arrests	
	Reported	Cleared	Adult	Juvenile
Crimes Against Persons				
Murder	0	0	0	0
Negligent Manslaughter	0	0	0	0
Kidnapping/Abduction	0	0	0	0
Forcible Rape	0	0	0	0
Forcible Sodomy	1	0	0	0
Sexual Assault W/Object	3	3	2	0
Forcible Fondling	0	0	0	0
Incest	0	0	0	0
Statutory Rape	0	0	0	0
Aggravated Assault	2	2	2	0
Simple Assault	12	11	10	0
Intimidation	8	5	5	1
Stalking	2	1	1	0
Commercial Sex Acts	0	0	0	0
Involuntary Servitude	0	0	0	0
Crimes Against Property				
Arson	0	0	0	0
Bribery	0	0	0	0
Burglary	10	2	1	2
Counterfeiting/Forgery	1	0	0	0
Destruction/Damage/Vandalism	27	7	7	5
Embezzlement	0	0	0	0
Extortion/Blackmail	0	0	0	0
Fraud - False Pretenses	2	0	0	0
Fraud - Credit Card/ATM	0	0	0	0
Fraud - Impersonation	0	0	0	0
Fraud - Welfare	0	0	0	0
Fraud - Wire	0	0	0	0
Motor Vehicle Theft	2	0	0	0
Robbery	0	0	0	0
Stolen Property Offenses	0	0	0	0
Theft - Pocket-picking	0	0	0	0
Theft - Purse Snatching	0	0	0	0
Theft - Shoplifting	0	0	0	0
Theft From Building	26	2	3	0
Theft From Coin Machine	0	0	0	0
Theft From Motor Vehicle	15	0	0	0
Theft of Motor Vehicle Parts	2	0	0	0
Theft - All Other Larceny	9	0	0	0
Crimes Against Society				
Drug/Narcotic Violations	26	24	22	3
Drug/Narcotic Equipment Violations	17	17	8	0
Gambling - Betting/Wagering	0	0	0	0
Gambling - Operating/Promoting	0	0	0	0
Gambling - Equipment Violations	0	0	0	0
Gambling - Sports Tampering	0	0	0	0
Pornography/Obscene Material	0	0	0	0
Prostitution	0	0	0	0
Prostitution Assisting/Promoting	0	0	0	0
Purchasing Prostitution	0	0	0	0
Weapon Law Violations	1	1	1	0
Total Group A Offenses	166	75	62	11



2014 Population Estimate 9,377

Offense Overview

Offense Total 43
 Number Cleared 26
 Percent Cleared 60.47 %

Group A Crimes per 100,000 population 458.6

Arrest Overview

Total Arrests 20
 Adult Arrests 20
 Juvenile Arrests 0
 Unknown Age 0

Arrests per 100,000 population 213.3

Average number offenses/incident 1.19

Domestic Violence Victims		
Offense	Reported	Cleared
Murder	0	0
Aggravated Assault	1	1
Simple Assault	0	0
Intimidation	0	0
Stalking	2	2
Forcible Rape	0	0
Forcible Sodomy	0	0
Sexual Assault W/Object	0	0
Forcible Fondling	0	0
Incest	0	0
Statutory Rape	0	0
Kidnapping/Abduction	0	0
Total	3	3

TIBRS Group B Arrests		
Offense	Adult	Juvenile
Bad Checks	0	0
Curfew/Vagrancy	0	0
Disorderly Conduct	1	0
DUI	0	0
Drunkenness	0	0
Family-Non Violent	0	0
Liquor Law Violations	0	0
Peeping Tom	0	0
Trespass	0	0
All Other Offenses	4	0
Total Group B	5	0

TIBRS Group A Offenses	Offenses		Arrests	
	Reported	Cleared	Adult	Juvenile
Crimes Against Persons				
Murder	0	0	0	0
Negligent Manslaughter	0	0	0	0
Kidnapping/Abduction	0	0	0	0
Forcible Rape	0	0	0	0
Forcible Sodomy	0	0	0	0
Sexual Assault W/Object	0	0	0	0
Forcible Fondling	2	2	1	0
Incest	0	0	0	0
Statutory Rape	0	0	0	0
Aggravated Assault	2	2	2	0
Simple Assault	3	1	1	0
Intimidation	4	4	2	0
Stalking	5	4	1	0
Commercial Sex Acts	0	0	0	0
Involuntary Servitude	0	0	0	0
Crimes Against Property				
Arson	0	0	0	0
Bribery	0	0	0	0
Burglary	0	0	0	0
Counterfeiting/Forgery	0	0	0	0
Destruction/Damage/Vandalism	1	0	0	0
Embezzlement	0	0	0	0
Extortion/Blackmail	0	0	0	0
Fraud - False Pretenses	0	0	0	0
Fraud - Credit Card/ATM	1	1	1	0
Fraud - Impersonation	0	0	0	0
Fraud - Welfare	0	0	0	0
Fraud - Wire	0	0	0	0
Motor Vehicle Theft	0	0	0	0
Robbery	0	0	0	0
Stolen Property Offenses	0	0	0	0
Theft - Pocket-picking	0	0	0	0
Theft - Purse Snatching	0	0	0	0
Theft - Shoplifting	0	0	0	0
Theft From Building	13	2	2	0
Theft From Coin Machine	0	0	0	0
Theft From Motor Vehicle	1	0	0	0
Theft of Motor Vehicle Parts	0	0	0	0
Theft - All Other Larceny	2	1	0	0
Crimes Against Society				
Drug/Narcotic Violations	7	7	5	0
Drug/Narcotic Equipment Violations	1	1	0	0
Gambling - Betting/Wagering	0	0	0	0
Gambling - Operating/Promoting	0	0	0	0
Gambling - Equipment Violations	0	0	0	0
Gambling - Sports Tampering	0	0	0	0
Pornography/Obscene Material	0	0	0	0
Prostitution	0	0	0	0
Prostitution Assisting/Promoting	0	0	0	0
Purchasing Prostitution	0	0	0	0
Weapon Law Violations	1	1	0	0
Total Group A Offenses	43	26	15	0



2014 Population Estimate	1,870
Offense Overview	
Offense Total	50
Number Cleared	22
Percent Cleared	44.00 %
Group A Crimes per 100,000 population	2,673.8
Arrest Overview	
Total Arrests	25
Adult Arrests	25
Juvenile Arrests	0
Unknown Age	0
Arrests per 100,000 population	1,336.9
Average number offenses/incident	1.09

Domestic Violence Victims		
Offense	Reported	Cleared
Murder	0	0
Aggravated Assault	0	0
Simple Assault	0	0
Intimidation	0	0
Stalking	2	1
Forcible Rape	0	0
Forcible Sodomy	0	0
Sexual Assault W/Object	0	0
Forcible Fondling	0	0
Incest	0	0
Statutory Rape	0	0
Kidnapping/Abduction	0	0
Total	2	1

TIBRS Group B Arrests		
Offense	Adult	Juvenile
Bad Checks	0	0
Curfew/Vagrancy	1	0
Disorderly Conduct	1	0
DUI	0	0
Drunkenness	7	0
Family-Non Violent	0	0
Liquor Law Violations	1	0
Peeping Tom	0	0
Trespass	0	0
All Other Offenses	0	0
Total Group B	10	0

TIBRS Group A Offenses	Offenses		Arrests	
	Reported	Cleared	Adult	Juvenile
Crimes Against Persons				
Murder	0	0	0	0
Negligent Manslaughter	0	0	0	0
Kidnapping/Abduction	0	0	0	0
Forcible Rape	0	0	0	0
Forcible Sodomy	0	0	0	0
Sexual Assault W/Object	0	0	0	0
Forcible Fondling	4	3	1	0
Incest	0	0	0	0
Statutory Rape	0	0	0	0
Aggravated Assault	2	2	1	0
Simple Assault	2	2	0	0
Intimidation	2	1	1	0
Stalking	2	1	1	0
Commercial Sex Acts	0	0	0	0
Involuntary Servitude	0	0	0	0
Crimes Against Property				
Arson	0	0	0	0
Bribery	0	0	0	0
Burglary	5	2	1	0
Counterfeiting/Forgery	0	0	0	0
Destruction/Damage/Vandalism	13	4	4	0
Embezzlement	0	0	0	0
Extortion/Blackmail	0	0	0	0
Fraud - False Pretenses	0	0	0	0
Fraud - Credit Card/ATM	0	0	0	0
Fraud - Impersonation	1	0	0	0
Fraud - Welfare	0	0	0	0
Fraud - Wire	0	0	0	0
Motor Vehicle Theft	0	0	0	0
Robbery	0	0	0	0
Stolen Property Offenses	0	0	0	0
Theft - Pocket-picking	0	0	0	0
Theft - Purse Snatching	0	0	0	0
Theft - Shoplifting	1	0	0	0
Theft From Building	11	2	1	0
Theft From Coin Machine	0	0	0	0
Theft From Motor Vehicle	2	2	2	0
Theft of Motor Vehicle Parts	1	1	1	0
Theft - All Other Larceny	3	1	1	0
Crimes Against Society				
Drug/Narcotic Violations	1	1	1	0
Drug/Narcotic Equipment Violations	0	0	0	0
Gambling - Betting/Wagering	0	0	0	0
Gambling - Operating/Promoting	0	0	0	0
Gambling - Equipment Violations	0	0	0	0
Gambling - Sports Tampering	0	0	0	0
Pornography/Obscene Material	0	0	0	0
Prostitution	0	0	0	0
Prostitution Assisting/Promoting	0	0	0	0
Purchasing Prostitution	0	0	0	0
Weapon Law Violations	0	0	0	0
Total Group A Offenses	50	22	15	0



2014 Population Estimate	3,263
Offense Overview	
Offense Total	11
Number Cleared	0
Percent Cleared	0.00 %
Group A Crimes per 100,000 population	337.1
Arrest Overview	
Total Arrests	0
Adult Arrests	0
Juvenile Arrests	0
Unknown Age	0
Arrests per 100,000 population	0.0
Average number offenses/incident	1.00

Domestic Violence Victims		
Offense	Reported	Cleared
Murder	0	0
Aggravated Assault	0	0
Simple Assault	0	0
Intimidation	0	0
Stalking	0	0
Forcible Rape	0	0
Forcible Sodomy	0	0
Sexual Assault W/Object	0	0
Forcible Fondling	0	0
Incest	0	0
Statutory Rape	0	0
Kidnapping/Abduction	0	0
Total	0	0

TIBRS Group B Arrests		
Offense	Adult	Juvenile
Bad Checks	0	0
Curfew/Vagrancy	0	0
Disorderly Conduct	0	0
DUI	0	0
Drunkenness	0	0
Family-Non Violent	0	0
Liquor Law Violations	0	0
Peeping Tom	0	0
Trespass	0	0
All Other Offenses	0	0
Total Group B	0	0

TIBRS Group A Offenses	Offenses		Arrests	
	Reported	Cleared	Adult	Juvenile
Crimes Against Persons				
Murder	0	0	0	0
Negligent Manslaughter	0	0	0	0
Kidnapping/Abduction	0	0	0	0
Forcible Rape	0	0	0	0
Forcible Sodomy	0	0	0	0
Sexual Assault W/Object	0	0	0	0
Forcible Fondling	0	0	0	0
Incest	0	0	0	0
Statutory Rape	0	0	0	0
Aggravated Assault	0	0	0	0
Simple Assault	0	0	0	0
Intimidation	0	0	0	0
Stalking	0	0	0	0
Commercial Sex Acts	0	0	0	0
Involuntary Servitude	0	0	0	0
Crimes Against Property				
Arson	0	0	0	0
Bribery	0	0	0	0
Burglary	1	0	0	0
Counterfeiting/Forgery	0	0	0	0
Destruction/Damage/Vandalism	1	0	0	0
Embezzlement	0	0	0	0
Extortion/Blackmail	0	0	0	0
Fraud - False Pretenses	0	0	0	0
Fraud - Credit Card/ATM	0	0	0	0
Fraud - Impersonation	0	0	0	0
Fraud - Welfare	0	0	0	0
Fraud - Wire	0	0	0	0
Motor Vehicle Theft	0	0	0	0
Robbery	0	0	0	0
Stolen Property Offenses	0	0	0	0
Theft - Pocket-picking	0	0	0	0
Theft - Purse Snatching	0	0	0	0
Theft - Shoplifting	0	0	0	0
Theft From Building	7	0	0	0
Theft From Coin Machine	0	0	0	0
Theft From Motor Vehicle	2	0	0	0
Theft of Motor Vehicle Parts	0	0	0	0
Theft - All Other Larceny	0	0	0	0
Crimes Against Society				
Drug/Narcotic Violations	0	0	0	0
Drug/Narcotic Equipment Violations	0	0	0	0
Gambling - Betting/Wagering	0	0	0	0
Gambling - Operating/Promoting	0	0	0	0
Gambling - Equipment Violations	0	0	0	0
Gambling - Sports Tampering	0	0	0	0
Pornography/Obscene Material	0	0	0	0
Prostitution	0	0	0	0
Prostitution Assisting/Promoting	0	0	0	0
Purchasing Prostitution	0	0	0	0
Weapon Law Violations	0	0	0	0
Total Group A Offenses	11	0	0	0



2014 Population Estimate 15,764

Offense Overview

Offense Total 191
 Number Cleared 59
 Percent Cleared 30.89 %

Group A Crimes per 100,000 population 1,211.6

Arrest Overview

Total Arrests 108
 Adult Arrests 106
 Juvenile Arrests 2
 Unknown Age 0

Arrests per 100,000 population 685.1

Average number offenses/incident 1.16

Domestic Violence Victims		
Offense	Reported	Cleared
Murder	0	0
Aggravated Assault	1	1
Simple Assault	1	0
Intimidation	0	0
Stalking	0	0
Forcible Rape	0	0
Forcible Sodomy	0	0
Sexual Assault W/Object	0	0
Forcible Fondling	0	0
Incest	0	0
Statutory Rape	0	0
Kidnapping/Abduction	0	0
Total	2	1

TIBRS Group B Arrests		
Offense	Adult	Juvenile
Bad Checks	0	0
Curfew/Vagrancy	0	0
Disorderly Conduct	1	0
DUI	3	0
Drunkenness	1	0
Family-Non Violent	0	0
Liquor Law Violations	45	1
Peeping Tom	0	0
Trespass	3	1
All Other Offenses	2	0
Total Group B	55	2

TIBRS Group A Offenses	Offenses		Arrests	
	Reported	Cleared	Adult	Juvenile
Crimes Against Persons				
Murder	0	0	0	0
Negligent Manslaughter	0	0	0	0
Kidnapping/Abduction	0	0	0	0
Forcible Rape	4	3	0	0
Forcible Sodomy	0	0	0	0
Sexual Assault W/Object	0	0	0	0
Forcible Fondling	1	0	0	0
Incest	0	0	0	0
Statutory Rape	0	0	0	0
Aggravated Assault	2	2	1	0
Simple Assault	12	4	2	0
Intimidation	7	3	2	0
Stalking	1	1	1	0
Commercial Sex Acts	0	0	0	0
Involuntary Servitude	0	0	0	0
Crimes Against Property				
Arson	2	2	2	0
Bribery	0	0	0	0
Burglary	7	1	3	0
Counterfeiting/Forgery	0	0	0	0
Destruction/Damage/Vandalism	42	4	3	0
Embezzlement	0	0	0	0
Extortion/Blackmail	0	0	0	0
Fraud - False Pretenses	0	0	0	0
Fraud - Credit Card/ATM	0	0	0	0
Fraud - Impersonation	0	0	0	0
Fraud - Welfare	0	0	0	0
Fraud - Wire	0	0	0	0
Motor Vehicle Theft	0	0	0	0
Robbery	1	0	0	0
Stolen Property Offenses	0	0	0	0
Theft - Pocket-picking	1	0	0	0
Theft - Purse Snatching	0	0	0	0
Theft - Shoplifting	0	0	0	0
Theft From Building	46	0	0	0
Theft From Coin Machine	1	0	0	0
Theft From Motor Vehicle	7	0	0	0
Theft of Motor Vehicle Parts	1	0	0	0
Theft - All Other Larceny	9	0	0	0
Crimes Against Society				
Drug/Narcotic Violations	21	18	27	0
Drug/Narcotic Equipment Violations	22	18	8	0
Gambling - Betting/Wagering	0	0	0	0
Gambling - Operating/Promoting	0	0	0	0
Gambling - Equipment Violations	0	0	0	0
Gambling - Sports Tampering	0	0	0	0
Pornography/Obscene Material	0	0	0	0
Prostitution	0	0	0	0
Prostitution Assisting/Promoting	0	0	0	0
Purchasing Prostitution	0	0	0	0
Weapon Law Violations	4	3	2	0
Total Group A Offenses	191	59	51	0



2014 Population Estimate **3,032**

Offense Overview

Offense Total 1

Number Cleared 0

Percent Cleared 0.00 %

Group A Crimes per 100,000 population 33.0

Arrest Overview

Total Arrests 0

Adult Arrests 0

Juvenile Arrests 0

Unknown Age 0

Arrests per 100,000 population 0.0

Average number offenses/incident 1.00

Domestic Violence Victims		
Offense	Reported	Cleared
Murder	0	0
Aggravated Assault	0	0
Simple Assault	0	0
Intimidation	0	0
Stalking	0	0
Forcible Rape	0	0
Forcible Sodomy	0	0
Sexual Assault W/Object	0	0
Forcible Fondling	0	0
Incest	0	0
Statutory Rape	0	0
Kidnapping/Abduction	0	0
Total	0	0

TIBRS Group B Arrests		
Offense	Adult	Juvenile
Bad Checks	0	0
Curfew/Vagrancy	0	0
Disorderly Conduct	0	0
DUI	0	0
Drunkenness	0	0
Family-Non Violent	0	0
Liquor Law Violations	0	0
Peeping Tom	0	0
Trespass	0	0
All Other Offenses	0	0
Total Group B	0	0

TIBRS Group A Offenses	Offenses		Arrests	
	Reported	Cleared	Adult	Juvenile
Crimes Against Persons				
Murder	0	0	0	0
Negligent Manslaughter	0	0	0	0
Kidnapping/Abduction	0	0	0	0
Forcible Rape	0	0	0	0
Forcible Sodomy	0	0	0	0
Sexual Assault W/Object	0	0	0	0
Forcible Fondling	0	0	0	0
Incest	0	0	0	0
Statutory Rape	0	0	0	0
Aggravated Assault	0	0	0	0
Simple Assault	1	0	0	0
Intimidation	0	0	0	0
Stalking	0	0	0	0
Commercial Sex Acts	0	0	0	0
Involuntary Servitude	0	0	0	0
Crimes Against Property				
Arson	0	0	0	0
Bribery	0	0	0	0
Burglary	0	0	0	0
Counterfeiting/Forgery	0	0	0	0
Destruction/Damage/Vandalism	0	0	0	0
Embezzlement	0	0	0	0
Extortion/Blackmail	0	0	0	0
Fraud - False Pretenses	0	0	0	0
Fraud - Credit Card/ATM	0	0	0	0
Fraud - Impersonation	0	0	0	0
Fraud - Welfare	0	0	0	0
Fraud - Wire	0	0	0	0
Motor Vehicle Theft	0	0	0	0
Robbery	0	0	0	0
Stolen Property Offenses	0	0	0	0
Theft - Pocket-picking	0	0	0	0
Theft - Purse Snatching	0	0	0	0
Theft - Shoplifting	0	0	0	0
Theft From Building	0	0	0	0
Theft From Coin Machine	0	0	0	0
Theft From Motor Vehicle	0	0	0	0
Theft of Motor Vehicle Parts	0	0	0	0
Theft - All Other Larceny	0	0	0	0
Crimes Against Society				
Drug/Narcotic Violations	0	0	0	0
Drug/Narcotic Equipment Violations	0	0	0	0
Gambling - Betting/Wagering	0	0	0	0
Gambling - Operating/Promoting	0	0	0	0
Gambling - Equipment Violations	0	0	0	0
Gambling - Sports Tampering	0	0	0	0
Pornography/Obscene Material	0	0	0	0
Prostitution	0	0	0	0
Prostitution Assisting/Promoting	0	0	0	0
Purchasing Prostitution	0	0	0	0
Weapon Law Violations	0	0	0	0
Total Group A Offenses	1	0	0	0



2014 Population Estimate 3,913

Offense Overview

Offense Total 0

Number Cleared 0

Percent Cleared 0.00 %

Group A Crimes per 100,000 population 0.0

Arrest Overview

Total Arrests 6

Adult Arrests 6

Juvenile Arrests 0

Unknown Age 0

Arrests per 100,000 population 153.3

Average number offenses/incident 0.00

Domestic Violence Victims		
Offense	Reported	Cleared
Murder	0	0
Aggravated Assault	0	0
Simple Assault	0	0
Intimidation	0	0
Stalking	0	0
Forcible Rape	0	0
Forcible Sodomy	0	0
Sexual Assault W/Object	0	0
Forcible Fondling	0	0
Incest	0	0
Statutory Rape	0	0
Kidnapping/Abduction	0	0
Total	0	0

TIBRS Group B Arrests		
Offense	Adult	Juvenile
Bad Checks	0	0
Curfew/Vagrancy	0	0
Disorderly Conduct	0	0
DUI	0	0
Drunkenness	0	0
Family-Non Violent	0	0
Liquor Law Violations	6	0
Peeping Tom	0	0
Trespass	0	0
All Other Offenses	0	0
Total Group B	6	0

TIBRS Group A Offenses	Offenses		Arrests	
	Reported	Cleared	Adult	Juvenile
Crimes Against Persons				
Murder	0	0	0	0
Negligent Manslaughter	0	0	0	0
Kidnapping/Abduction	0	0	0	0
Forcible Rape	0	0	0	0
Forcible Sodomy	0	0	0	0
Sexual Assault W/Object	0	0	0	0
Forcible Fondling	0	0	0	0
Incest	0	0	0	0
Statutory Rape	0	0	0	0
Aggravated Assault	0	0	0	0
Simple Assault	0	0	0	0
Intimidation	0	0	0	0
Stalking	0	0	0	0
Commercial Sex Acts	0	0	0	0
Involuntary Servitude	0	0	0	0
Crimes Against Property				
Arson	0	0	0	0
Bribery	0	0	0	0
Burglary	0	0	0	0
Counterfeiting/Forgery	0	0	0	0
Destruction/Damage/Vandalism	0	0	0	0
Embezzlement	0	0	0	0
Extortion/Blackmail	0	0	0	0
Fraud - False Pretenses	0	0	0	0
Fraud - Credit Card/ATM	0	0	0	0
Fraud - Impersonation	0	0	0	0
Fraud - Welfare	0	0	0	0
Fraud - Wire	0	0	0	0
Motor Vehicle Theft	0	0	0	0
Robbery	0	0	0	0
Stolen Property Offenses	0	0	0	0
Theft - Pocket-picking	0	0	0	0
Theft - Purse Snatching	0	0	0	0
Theft - Shoplifting	0	0	0	0
Theft From Building	0	0	0	0
Theft From Coin Machine	0	0	0	0
Theft From Motor Vehicle	0	0	0	0
Theft of Motor Vehicle Parts	0	0	0	0
Theft - All Other Larceny	0	0	0	0
Crimes Against Society				
Drug/Narcotic Violations	0	0	0	0
Drug/Narcotic Equipment Violations	0	0	0	0
Gambling - Betting/Wagering	0	0	0	0
Gambling - Operating/Promoting	0	0	0	0
Gambling - Equipment Violations	0	0	0	0
Gambling - Sports Tampering	0	0	0	0
Pornography/Obscene Material	0	0	0	0
Prostitution	0	0	0	0
Prostitution Assisting/Promoting	0	0	0	0
Purchasing Prostitution	0	0	0	0
Weapon Law Violations	0	0	0	0
Total Group A Offenses	0	0	0	0



2014 Population Estimate **21,243**

Offense Overview

Offense Total 369

Number Cleared 119

Percent Cleared 32.25 %

Group A Crimes per 100,000
population 1,737.0

Arrest Overview

Total Arrests 178

Adult Arrests 171

Juvenile Arrests 7

Unknown Age 0

Arrests per 100,000 population 837.9

Average number offenses/incident 1.10

Domestic Violence Victims		
Offense	Reported	Cleared
Murder	0	0
Aggravated Assault	0	0
Simple Assault	11	10
Intimidation	1	1
Stalking	1	0
Forcible Rape	0	0
Forcible Sodomy	0	0
Sexual Assault W/Object	0	0
Forcible Fondling	0	0
Incest	0	0
Statutory Rape	0	0
Kidnapping/Abduction	0	0
Total	13	11

TIBRS Group B Arrests		
Offense	Adult	Juvenile
Bad Checks	0	0
Curfew/Vagrancy	0	0
Disorderly Conduct	2	1
DUI	32	0
Drunkenness	7	0
Family-Non Violent	0	0
Liquor Law Violations	13	0
Peeping Tom	0	0
Trespass	27	4
All Other Offenses	8	0
Total Group B	89	5

TIBRS Group A Offenses	Offenses		Arrests	
	Reported	Cleared	Adult	Juvenile
Crimes Against Persons				
Murder	0	0	0	0
Negligent Manslaughter	0	0	0	0
Kidnapping/Abduction	0	0	0	0
Forcible Rape	3	3	1	0
Forcible Sodomy	0	0	0	0
Sexual Assault W/Object	0	0	0	0
Forcible Fondling	4	0	0	0
Incest	0	0	0	0
Statutory Rape	0	0	0	0
Aggravated Assault	2	2	1	0
Simple Assault	30	15	3	1
Intimidation	13	7	5	0
Stalking	4	1	0	0
Commercial Sex Acts	0	0	0	0
Involuntary Servitude	0	0	0	0
Crimes Against Property				
Arson	0	0	0	0
Bribery	0	0	0	0
Burglary	19	1	1	0
Counterfeiting/Forgery	4	1	1	0
Destruction/Damage/Vandalism	42	4	3	0
Embezzlement	0	0	0	0
Extortion/Blackmail	0	0	0	0
Fraud - False Pretenses	4	2	2	0
Fraud - Credit Card/ATM	15	8	7	0
Fraud - Impersonation	1	1	1	0
Fraud - Welfare	0	0	0	0
Fraud - Wire	5	0	0	0
Motor Vehicle Theft	0	0	0	0
Robbery	3	2	2	0
Stolen Property Offenses	0	0	0	0
Theft - Pocket-picking	0	0	0	0
Theft - Purse Snatching	0	0	0	0
Theft - Shoplifting	2	0	0	0
Theft From Building	49	1	0	0
Theft From Coin Machine	0	0	0	0
Theft From Motor Vehicle	20	0	0	0
Theft of Motor Vehicle Parts	8	0	0	0
Theft - All Other Larceny	68	3	2	0
Crimes Against Society				
Drug/Narcotic Violations	38	37	42	1
Drug/Narcotic Equipment Violations	30	28	10	0
Gambling - Betting/Wagering	0	0	0	0
Gambling - Operating/Promoting	0	0	0	0
Gambling - Equipment Violations	0	0	0	0
Gambling - Sports Tampering	0	0	0	0
Pornography/Obscene Material	0	0	0	0
Prostitution	0	0	0	0
Prostitution Assisting/Promoting	0	0	0	0
Purchasing Prostitution	1	1	1	0
Weapon Law Violations	4	2	0	0
Total Group A Offenses	369	119	82	2



2014 Population Estimate **4,478**

Offense Overview

Offense Total 15
 Number Cleared 6
 Percent Cleared 40.00 %

Group A Crimes per 100,000
 population 335.0

Arrest Overview

Total Arrests 6
 Adult Arrests 5
 Juvenile Arrests 1
 Unknown Age 0

Arrests per 100,000 population 134.0

Average number offenses/incident 1.07

Domestic Violence Victims		
Offense	Reported	Cleared
Murder	0	0
Aggravated Assault	0	0
Simple Assault	1	1
Intimidation	0	0
Stalking	0	0
Forcible Rape	0	0
Forcible Sodomy	0	0
Sexual Assault W/Object	0	0
Forcible Fondling	0	0
Incest	0	0
Statutory Rape	0	0
Kidnapping/Abduction	0	0
Total	1	1

TIBRS Group B Arrests		
Offense	Adult	Juvenile
Bad Checks	0	0
Curfew/Vagrancy	0	0
Disorderly Conduct	0	0
DUI	0	0
Drunkenness	0	1
Family-Non Violent	0	0
Liquor Law Violations	0	0
Peeping Tom	0	0
Trespass	0	0
All Other Offenses	0	0
Total Group B	0	1

TIBRS Group A Offenses	Offenses		Arrests	
	Reported	Cleared	Adult	Juvenile
Crimes Against Persons				
Murder	0	0	0	0
Negligent Manslaughter	0	0	0	0
Kidnapping/Abduction	0	0	0	0
Forcible Rape	0	0	0	0
Forcible Sodomy	0	0	0	0
Sexual Assault W/Object	0	0	0	0
Forcible Fondling	0	0	0	0
Incest	0	0	0	0
Statutory Rape	0	0	0	0
Aggravated Assault	0	0	0	0
Simple Assault	4	2	2	0
Intimidation	0	0	0	0
Stalking	0	0	0	0
Commercial Sex Acts	0	0	0	0
Involuntary Servitude	0	0	0	0
Crimes Against Property				
Arson	0	0	0	0
Bribery	0	0	0	0
Burglary	0	0	0	0
Counterfeiting/Forgery	0	0	0	0
Destruction/Damage/Vandalism	5	3	2	0
Embezzlement	0	0	0	0
Extortion/Blackmail	0	0	0	0
Fraud - False Pretenses	0	0	0	0
Fraud - Credit Card/ATM	0	0	0	0
Fraud - Impersonation	0	0	0	0
Fraud - Welfare	0	0	0	0
Fraud - Wire	0	0	0	0
Motor Vehicle Theft	0	0	0	0
Robbery	0	0	0	0
Stolen Property Offenses	0	0	0	0
Theft - Pocket-picking	0	0	0	0
Theft - Purse Snatching	0	0	0	0
Theft - Shoplifting	0	0	0	0
Theft From Building	4	0	0	0
Theft From Coin Machine	0	0	0	0
Theft From Motor Vehicle	0	0	0	0
Theft of Motor Vehicle Parts	0	0	0	0
Theft - All Other Larceny	0	0	0	0
Crimes Against Society				
Drug/Narcotic Violations	1	1	1	0
Drug/Narcotic Equipment Violations	0	0	0	0
Gambling - Betting/Wagering	0	0	0	0
Gambling - Operating/Promoting	0	0	0	0
Gambling - Equipment Violations	0	0	0	0
Gambling - Sports Tampering	0	0	0	0
Pornography/Obscene Material	0	0	0	0
Prostitution	0	0	0	0
Prostitution Assisting/Promoting	0	0	0	0
Purchasing Prostitution	0	0	0	0
Weapon Law Violations	1	0	0	0
Total Group A Offenses	15	6	5	0



2014 Population Estimate 4,195

Offense Overview

Offense Total 10
Number Cleared 4
Percent Cleared 40.00 %

Group A Crimes per 100,000 population 238.4

Arrest Overview

Total Arrests 4
Adult Arrests 4
Juvenile Arrests 0
Unknown Age 0

Arrests per 100,000 population 95.4

Average number offenses/incident 1.11

Domestic Violence Victims		
Offense	Reported	Cleared
Murder	0	0
Aggravated Assault	0	0
Simple Assault	0	0
Intimidation	0	0
Stalking	0	0
Forcible Rape	0	0
Forcible Sodomy	0	0
Sexual Assault W/Object	0	0
Forcible Fondling	0	0
Incest	0	0
Statutory Rape	0	0
Kidnapping/Abduction	0	0
Total	0	0

TIBRS Group B Arrests		
Offense	Adult	Juvenile
Bad Checks	0	0
Curfew/Vagrancy	0	0
Disorderly Conduct	1	0
DUI	0	0
Drunkenness	0	0
Family-Non Violent	0	0
Liquor Law Violations	0	0
Peeping Tom	0	0
Trespass	0	0
All Other Offenses	0	0
Total Group B	1	0

TIBRS Group A Offenses	Offenses		Arrests	
	Reported	Cleared	Adult	Juvenile
Crimes Against Persons				
Murder	0	0	0	0
Negligent Manslaughter	0	0	0	0
Kidnapping/Abduction	1	1	1	0
Forcible Rape	0	0	0	0
Forcible Sodomy	0	0	0	0
Sexual Assault W/Object	0	0	0	0
Forcible Fondling	0	0	0	0
Incest	0	0	0	0
Statutory Rape	0	0	0	0
Aggravated Assault	0	0	0	0
Simple Assault	0	0	0	0
Intimidation	0	0	0	0
Stalking	0	0	0	0
Commercial Sex Acts	0	0	0	0
Involuntary Servitude	0	0	0	0
Crimes Against Property				
Arson	0	0	0	0
Bribery	0	0	0	0
Burglary	0	0	0	0
Counterfeiting/Forgery	0	0	0	0
Destruction/Damage/Vandalism	1	1	1	0
Embezzlement	0	0	0	0
Extortion/Blackmail	0	0	0	0
Fraud - False Pretenses	0	0	0	0
Fraud - Credit Card/ATM	0	0	0	0
Fraud - Impersonation	0	0	0	0
Fraud - Welfare	0	0	0	0
Fraud - Wire	0	0	0	0
Motor Vehicle Theft	0	0	0	0
Robbery	0	0	0	0
Stolen Property Offenses	0	0	0	0
Theft - Pocket-picking	0	0	0	0
Theft - Purse Snatching	0	0	0	0
Theft - Shoplifting	0	0	0	0
Theft From Building	6	1	1	0
Theft From Coin Machine	0	0	0	0
Theft From Motor Vehicle	1	0	0	0
Theft of Motor Vehicle Parts	0	0	0	0
Theft - All Other Larceny	1	1	0	0
Crimes Against Society				
Drug/Narcotic Violations	0	0	0	0
Drug/Narcotic Equipment Violations	0	0	0	0
Gambling - Betting/Wagering	0	0	0	0
Gambling - Operating/Promoting	0	0	0	0
Gambling - Equipment Violations	0	0	0	0
Gambling - Sports Tampering	0	0	0	0
Pornography/Obscene Material	0	0	0	0
Prostitution	0	0	0	0
Prostitution Assisting/Promoting	0	0	0	0
Purchasing Prostitution	0	0	0	0
Weapon Law Violations	0	0	0	0
Total Group A Offenses	10	4	3	0



2014 Population Estimate 9,634

Offense Overview

Offense Total 61
Number Cleared 4
Percent Cleared 6.56 %

Group A Crimes per 100,000 population 633.2

Arrest Overview

Total Arrests 12
Adult Arrests 12
Juvenile Arrests 0
Unknown Age 0

Arrests per 100,000 population 124.6

Average number offenses/incident 1.02

Domestic Violence Victims		
Offense	Reported	Cleared
Murder	0	0
Aggravated Assault	0	0
Simple Assault	3	1
Intimidation	2	0
Stalking	0	0
Forcible Rape	0	0
Forcible Sodomy	0	0
Sexual Assault W/Object	0	0
Forcible Fondling	0	0
Incest	0	0
Statutory Rape	0	0
Kidnapping/Abduction	0	0
Total	5	1

TIBRS Group B Arrests		
Offense	Adult	Juvenile
Bad Checks	0	0
Curfew/Vagrancy	0	0
Disorderly Conduct	4	0
DUI	0	0
Drunkenness	1	0
Family-Non Violent	0	0
Liquor Law Violations	0	0
Peeping Tom	0	0
Trespass	1	0
All Other Offenses	2	0
Total Group B	8	0

TIBRS Group A Offenses	Offenses		Arrests	
	Reported	Cleared	Adult	Juvenile
Crimes Against Persons				
Murder	0	0	0	0
Negligent Manslaughter	0	0	0	0
Kidnapping/Abduction	0	0	0	0
Forcible Rape	1	0	0	0
Forcible Sodomy	0	0	0	0
Sexual Assault W/Object	0	0	0	0
Forcible Fondling	1	1	1	0
Incest	0	0	0	0
Statutory Rape	0	0	0	0
Aggravated Assault	1	0	0	0
Simple Assault	6	2	2	0
Intimidation	15	1	1	0
Stalking	0	0	0	0
Commercial Sex Acts	0	0	0	0
Involuntary Servitude	0	0	0	0
Crimes Against Property				
Arson	0	0	0	0
Bribery	0	0	0	0
Burglary	1	0	0	0
Counterfeiting/Forgery	1	0	0	0
Destruction/Damage/Vandalism	6	0	0	0
Embezzlement	0	0	0	0
Extortion/Blackmail	0	0	0	0
Fraud - False Pretenses	0	0	0	0
Fraud - Credit Card/ATM	0	0	0	0
Fraud - Impersonation	0	0	0	0
Fraud - Welfare	0	0	0	0
Fraud - Wire	0	0	0	0
Motor Vehicle Theft	0	0	0	0
Robbery	1	0	0	0
Stolen Property Offenses	0	0	0	0
Theft - Pocket-picking	0	0	0	0
Theft - Purse Snatching	0	0	0	0
Theft - Shoplifting	1	0	0	0
Theft From Building	23	0	0	0
Theft From Coin Machine	0	0	0	0
Theft From Motor Vehicle	1	0	0	0
Theft of Motor Vehicle Parts	1	0	0	0
Theft - All Other Larceny	1	0	0	0
Crimes Against Society				
Drug/Narcotic Violations	1	0	0	0
Drug/Narcotic Equipment Violations	0	0	0	0
Gambling - Betting/Wagering	0	0	0	0
Gambling - Operating/Promoting	0	0	0	0
Gambling - Equipment Violations	0	0	0	0
Gambling - Sports Tampering	0	0	0	0
Pornography/Obscene Material	0	0	0	0
Prostitution	0	0	0	0
Prostitution Assisting/Promoting	0	0	0	0
Purchasing Prostitution	0	0	0	0
Weapon Law Violations	0	0	0	0
Total Group A Offenses	61	4	4	0



2014 Population Estimate 10,829

Offense Overview

Offense Total 200
Number Cleared 48
Percent Cleared 24.00 %

Group A Crimes per 100,000 population 1,846.9

Arrest Overview

Total Arrests 71
Adult Arrests 69
Juvenile Arrests 2
Unknown Age 0

Arrests per 100,000 population 655.6

Average number offenses/incident 1.14

Domestic Violence Victims		
Offense	Reported	Cleared
Murder	0	0
Aggravated Assault	0	0
Simple Assault	0	0
Intimidation	0	0
Stalking	0	0
Forcible Rape	0	0
Forcible Sodomy	0	0
Sexual Assault W/Object	0	0
Forcible Fondling	0	0
Incest	0	0
Statutory Rape	0	0
Kidnapping/Abduction	0	0
Total	0	0

TIBRS Group B Arrests		
Offense	Adult	Juvenile
Bad Checks	0	0
Curfew/Vagrancy	0	0
Disorderly Conduct	6	0
DUI	0	0
Drunkenness	1	0
Family-Non Violent	0	0
Liquor Law Violations	3	0
Peeping Tom	0	0
Trespass	6	0
All Other Offenses	6	0
Total Group B	22	0

TIBRS Group A Offenses	Offenses		Arrests	
	Reported	Cleared	Adult	Juvenile
Crimes Against Persons				
Murder	1	0	0	0
Negligent Manslaughter	0	0	0	0
Kidnapping/Abduction	0	0	0	0
Forcible Rape	2	0	0	0
Forcible Sodomy	0	0	0	0
Sexual Assault W/Object	1	1	1	0
Forcible Fondling	1	0	0	0
Incest	0	0	0	0
Statutory Rape	0	0	0	0
Aggravated Assault	7	2	2	0
Simple Assault	40	19	16	1
Intimidation	20	3	4	0
Stalking	3	0	0	0
Commercial Sex Acts	0	0	0	0
Involuntary Servitude	0	0	0	0
Crimes Against Property				
Arson	1	0	0	0
Bribery	0	0	0	0
Burglary	16	1	1	0
Counterfeiting/Forgery	0	0	0	0
Destruction/Damage/Vandalism	26	3	0	1
Embezzlement	0	0	0	0
Extortion/Blackmail	0	0	0	0
Fraud - False Pretenses	1	0	0	0
Fraud - Credit Card/ATM	2	0	0	0
Fraud - Impersonation	0	0	0	0
Fraud - Welfare	0	0	0	0
Fraud - Wire	2	0	0	0
Motor Vehicle Theft	2	0	0	0
Robbery	5	0	0	0
Stolen Property Offenses	0	0	0	0
Theft - Pocket-picking	0	0	0	0
Theft - Purse Snatching	0	0	0	0
Theft - Shoplifting	0	0	0	0
Theft From Building	29	0	0	0
Theft From Coin Machine	0	0	0	0
Theft From Motor Vehicle	3	0	0	0
Theft of Motor Vehicle Parts	0	0	0	0
Theft - All Other Larceny	4	0	0	0
Crimes Against Society				
Drug/Narcotic Violations	22	14	19	0
Drug/Narcotic Equipment Violations	6	2	2	0
Gambling - Betting/Wagering	0	0	0	0
Gambling - Operating/Promoting	0	0	0	0
Gambling - Equipment Violations	0	0	0	0
Gambling - Sports Tampering	0	0	0	0
Pornography/Obscene Material	0	0	0	0
Prostitution	0	0	0	0
Prostitution Assisting/Promoting	0	0	0	0
Purchasing Prostitution	0	0	0	0
Weapon Law Violations	6	3	2	0
Total Group A Offenses	200	48	47	2



2014 Population Estimate 11,065

Offense Overview

Offense Total 123
Number Cleared 25
Percent Cleared 20.33 %

Group A Crimes per 100,000 population 1,111.6

Arrest Overview

Total Arrests 53
Adult Arrests 53
Juvenile Arrests 0
Unknown Age 0

Arrests per 100,000 population 479.0

Average number offenses/incident 1.06

Domestic Violence Victims		
Offense	Reported	Cleared
Murder	0	0
Aggravated Assault	0	0
Simple Assault	0	0
Intimidation	0	0
Stalking	0	0
Forcible Rape	0	0
Forcible Sodomy	0	0
Sexual Assault W/Object	0	0
Forcible Fondling	0	0
Incest	0	0
Statutory Rape	0	0
Kidnapping/Abduction	0	0
Total	0	0

TIBRS Group B Arrests		
Offense	Adult	Juvenile
Bad Checks	0	0
Curfew/Vagrancy	0	0
Disorderly Conduct	5	0
DUI	4	0
Drunkenness	3	0
Family-Non Violent	0	0
Liquor Law Violations	13	0
Peeping Tom	0	0
Trespass	0	0
All Other Offenses	2	0
Total Group B	27	0

TIBRS Group A Offenses	Offenses		Arrests	
	Reported	Cleared	Adult	Juvenile
Crimes Against Persons				
Murder	0	0	0	0
Negligent Manslaughter	0	0	0	0
Kidnapping/Abduction	0	0	0	0
Forcible Rape	1	1	0	0
Forcible Sodomy	0	0	0	0
Sexual Assault W/Object	0	0	0	0
Forcible Fondling	0	0	0	0
Incest	0	0	0	0
Statutory Rape	0	0	0	0
Aggravated Assault	2	1	1	0
Simple Assault	6	4	4	0
Intimidation	8	4	4	0
Stalking	2	2	1	0
Commercial Sex Acts	0	0	0	0
Involuntary Servitude	0	0	0	0
Crimes Against Property				
Arson	0	0	0	0
Bribery	0	0	0	0
Burglary	7	1	1	0
Counterfeiting/Forgery	0	0	0	0
Destruction/Damage/Vandalism	28	2	1	0
Embezzlement	0	0	0	0
Extortion/Blackmail	0	0	0	0
Fraud - False Pretenses	3	0	0	0
Fraud - Credit Card/ATM	0	0	0	0
Fraud - Impersonation	0	0	0	0
Fraud - Welfare	0	0	0	0
Fraud - Wire	0	0	0	0
Motor Vehicle Theft	2	0	0	0
Robbery	0	0	0	0
Stolen Property Offenses	0	0	0	0
Theft - Pocket-picking	0	0	0	0
Theft - Purse Snatching	0	0	0	0
Theft - Shoplifting	0	0	0	0
Theft From Building	15	1	1	0
Theft From Coin Machine	0	0	0	0
Theft From Motor Vehicle	11	0	0	0
Theft of Motor Vehicle Parts	5	0	0	0
Theft - All Other Larceny	20	2	4	0
Crimes Against Society				
Drug/Narcotic Violations	6	3	6	0
Drug/Narcotic Equipment Violations	5	3	2	0
Gambling - Betting/Wagering	0	0	0	0
Gambling - Operating/Promoting	0	0	0	0
Gambling - Equipment Violations	0	0	0	0
Gambling - Sports Tampering	0	0	0	0
Pornography/Obscene Material	1	1	1	0
Prostitution	0	0	0	0
Prostitution Assisting/Promoting	0	0	0	0
Purchasing Prostitution	1	0	0	0
Weapon Law Violations	0	0	0	0
Total Group A Offenses	123	25	26	0



2014 Population Estimate 23,564

Offense Overview

Offense Total 284
Number Cleared 95
Percent Cleared 33.45 %

Group A Crimes per 100,000 population 1,205.2

Arrest Overview

Total Arrests 135
Adult Arrests 127
Juvenile Arrests 8
Unknown Age 0

Arrests per 100,000 population 572.9

Average number offenses/incident 1.08

Domestic Violence Victims		
Offense	Reported	Cleared
Murder	0	0
Aggravated Assault	0	0
Simple Assault	4	2
Intimidation	1	1
Stalking	0	0
Forcible Rape	0	0
Forcible Sodomy	0	0
Sexual Assault W/Object	0	0
Forcible Fondling	0	0
Incest	0	0
Statutory Rape	0	0
Kidnapping/Abduction	0	0
Total	5	3

TIBRS Group B Arrests		
Offense	Adult	Juvenile
Bad Checks	0	0
Curfew/Vagrancy	0	0
Disorderly Conduct	2	0
DUI	3	0
Drunkenness	8	0
Family-Non Violent	0	0
Liquor Law Violations	12	0
Peeping Tom	0	0
Trespass	13	0
All Other Offenses	0	0
Total Group B	38	0

TIBRS Group A Offenses	Offenses		Arrests	
	Reported	Cleared	Adult	Juvenile
Crimes Against Persons				
Murder	0	0	0	0
Negligent Manslaughter	0	0	0	0
Kidnapping/Abduction	0	0	0	0
Forcible Rape	1	0	0	0
Forcible Sodomy	0	0	0	0
Sexual Assault W/Object	0	0	0	0
Forcible Fondling	5	4	4	0
Incest	0	0	0	0
Statutory Rape	0	0	0	0
Aggravated Assault	0	0	0	0
Simple Assault	16	12	7	0
Intimidation	13	8	7	0
Stalking	1	0	0	0
Commercial Sex Acts	0	0	0	0
Involuntary Servitude	0	0	0	0
Crimes Against Property				
Arson	0	0	0	0
Bribery	0	0	0	0
Burglary	17	1	1	0
Counterfeiting/Forgery	2	1	0	1
Destruction/Damage/Vandalism	39	4	2	0
Embezzlement	2	1	1	0
Extortion/Blackmail	1	0	0	0
Fraud - False Pretenses	3	1	0	0
Fraud - Credit Card/ATM	9	0	0	0
Fraud - Impersonation	0	0	0	0
Fraud - Welfare	0	0	0	0
Fraud - Wire	0	0	0	0
Motor Vehicle Theft	4	2	2	1
Robbery	2	0	0	0
Stolen Property Offenses	0	0	0	0
Theft - Pocket-picking	0	0	0	0
Theft - Purse Snatching	2	0	0	0
Theft - Shoplifting	3	3	2	0
Theft From Building	49	6	5	1
Theft From Coin Machine	0	0	0	0
Theft From Motor Vehicle	19	0	0	0
Theft of Motor Vehicle Parts	19	3	3	0
Theft - All Other Larceny	29	2	1	3
Crimes Against Society				
Drug/Narcotic Violations	34	33	45	2
Drug/Narcotic Equipment Violations	9	9	4	0
Gambling - Betting/Wagering	1	1	1	0
Gambling - Operating/Promoting	0	0	0	0
Gambling - Equipment Violations	0	0	0	0
Gambling - Sports Tampering	0	0	0	0
Pornography/Obscene Material	0	0	0	0
Prostitution	0	0	0	0
Prostitution Assisting/Promoting	0	0	0	0
Purchasing Prostitution	0	0	0	0
Weapon Law Violations	4	4	4	0
Total Group A Offenses	284	95	89	8



2014 Population Estimate 11,937

Offense Overview

Offense Total 229
Number Cleared 93
Percent Cleared 40.61 %

Group A Crimes per 100,000 population 1,918.4

Arrest Overview

Total Arrests 187
Adult Arrests 186
Juvenile Arrests 1
Unknown Age 0

Arrests per 100,000 population 1,566.6

Average number offenses/incident 1.18

Domestic Violence Victims		
Offense	Reported	Cleared
Murder	0	0
Aggravated Assault	0	0
Simple Assault	4	4
Intimidation	0	0
Stalking	1	0
Forcible Rape	0	0
Forcible Sodomy	0	0
Sexual Assault W/Object	0	0
Forcible Fondling	0	0
Incest	0	0
Statutory Rape	0	0
Kidnapping/Abduction	0	0
Total	5	4

TIBRS Group B Arrests		
Offense	Adult	Juvenile
Bad Checks	0	0
Curfew/Vagrancy	0	0
Disorderly Conduct	3	0
DUI	1	0
Drunkenness	5	0
Family-Non Violent	0	0
Liquor Law Violations	110	0
Peeping Tom	0	0
Trespass	0	0
All Other Offenses	6	0
Total Group B	125	0

TIBRS Group A Offenses	Offenses		Arrests	
	Reported	Cleared	Adult	Juvenile
Crimes Against Persons				
Murder	0	0	0	0
Negligent Manslaughter	0	0	0	0
Kidnapping/Abduction	0	0	0	0
Forcible Rape	7	0	0	0
Forcible Sodomy	0	0	0	0
Sexual Assault W/Object	0	0	0	0
Forcible Fondling	0	0	0	0
Incest	0	0	0	0
Statutory Rape	0	0	0	0
Aggravated Assault	0	0	0	0
Simple Assault	6	4	3	0
Intimidation	7	0	0	0
Stalking	1	0	0	0
Commercial Sex Acts	0	0	0	0
Involuntary Servitude	0	0	0	0
Crimes Against Property				
Arson	0	0	0	0
Bribery	0	0	0	0
Burglary	15	4	2	0
Counterfeiting/Forgery	2	0	0	0
Destruction/Damage/Vandalism	35	1	0	0
Embezzlement	0	0	0	0
Extortion/Blackmail	0	0	0	0
Fraud - False Pretenses	3	1	1	0
Fraud - Credit Card/ATM	2	0	0	0
Fraud - Impersonation	0	0	0	0
Fraud - Welfare	0	0	0	0
Fraud - Wire	1	0	0	0
Motor Vehicle Theft	4	0	0	0
Robbery	2	1	0	0
Stolen Property Offenses	0	0	0	0
Theft - Pocket-picking	0	0	0	0
Theft - Purse Snatching	0	0	0	0
Theft - Shoplifting	0	0	0	0
Theft From Building	28	5	3	0
Theft From Coin Machine	3	0	0	0
Theft From Motor Vehicle	7	0	0	0
Theft of Motor Vehicle Parts	1	0	0	0
Theft - All Other Larceny	24	1	0	0
Crimes Against Society				
Drug/Narcotic Violations	45	44	40	1
Drug/Narcotic Equipment Violations	33	30	11	0
Gambling - Betting/Wagering	0	0	0	0
Gambling - Operating/Promoting	0	0	0	0
Gambling - Equipment Violations	0	0	0	0
Gambling - Sports Tampering	0	0	0	0
Pornography/Obscene Material	0	0	0	0
Prostitution	0	0	0	0
Prostitution Assisting/Promoting	0	0	0	0
Purchasing Prostitution	0	0	0	0
Weapon Law Violations	3	2	1	0
Total Group A Offenses	229	93	61	1



2014 Population Estimate 34,119

Offense Overview

Offense Total 508
Number Cleared 182
Percent Cleared 35.83 %

Group A Crimes per 100,000 population 1,488.9

Arrest Overview

Total Arrests 434
Adult Arrests 429
Juvenile Arrests 5
Unknown Age 0

Arrests per 100,000 population 1,272.0

Average number offenses/incident 1.14

Domestic Violence Victims		
Offense	Reported	Cleared
Murder	0	0
Aggravated Assault	0	0
Simple Assault	5	5
Intimidation	0	0
Stalking	0	0
Forcible Rape	0	0
Forcible Sodomy	0	0
Sexual Assault W/Object	0	0
Forcible Fondling	0	0
Incest	0	0
Statutory Rape	0	0
Kidnapping/Abduction	0	0
Total	5	5

TIBRS Group B Arrests		
Offense	Adult	Juvenile
Bad Checks	0	0
Curfew/Vagrancy	0	0
Disorderly Conduct	4	0
DUI	21	0
Drunkenness	77	0
Family-Non Violent	0	0
Liquor Law Violations	118	2
Peeping Tom	1	0
Trespass	36	0
All Other Offenses	14	1
Total Group B	271	3

TIBRS Group A Offenses	Offenses		Arrests	
	Reported	Cleared	Adult	Juvenile
Crimes Against Persons				
Murder	0	0	0	0
Negligent Manslaughter	0	0	0	0
Kidnapping/Abduction	0	0	0	0
Forcible Rape	2	1	0	0
Forcible Sodomy	0	0	0	0
Sexual Assault W/Object	0	0	0	0
Forcible Fondling	0	0	0	0
Incest	0	0	0	0
Statutory Rape	0	0	0	0
Aggravated Assault	2	2	1	0
Simple Assault	15	8	8	0
Intimidation	9	1	1	0
Stalking	2	1	1	0
Commercial Sex Acts	0	0	0	0
Involuntary Servitude	0	0	0	0
Crimes Against Property				
Arson	2	1	1	0
Bribery	0	0	0	0
Burglary	30	5	9	0
Counterfeiting/Forgery	2	2	2	0
Destruction/Damage/Vandalism	45	3	2	0
Embezzlement	0	0	0	0
Extortion/Blackmail	0	0	0	0
Fraud - False Pretenses	15	11	10	0
Fraud - Credit Card/ATM	0	0	0	0
Fraud - Impersonation	0	0	0	0
Fraud - Welfare	0	0	0	0
Fraud - Wire	0	0	0	0
Motor Vehicle Theft	11	2	3	0
Robbery	1	1	6	0
Stolen Property Offenses	0	0	0	0
Theft - Pocket-picking	0	0	0	0
Theft - Purse Snatching	0	0	0	0
Theft - Shoplifting	6	2	2	0
Theft From Building	62	4	3	0
Theft From Coin Machine	0	0	0	0
Theft From Motor Vehicle	57	1	1	0
Theft of Motor Vehicle Parts	3	0	0	0
Theft - All Other Larceny	101	8	6	0
Crimes Against Society				
Drug/Narcotic Violations	84	78	80	2
Drug/Narcotic Equipment Violations	57	49	20	0
Gambling - Betting/Wagering	0	0	0	0
Gambling - Operating/Promoting	0	0	0	0
Gambling - Equipment Violations	0	0	0	0
Gambling - Sports Tampering	0	0	0	0
Pornography/Obscene Material	0	0	0	0
Prostitution	0	0	0	0
Prostitution Assisting/Promoting	0	0	0	0
Purchasing Prostitution	0	0	0	0
Weapon Law Violations	2	2	2	0
Total Group A Offenses	508	182	158	2



2014 Population Estimate 7,549

Offense Overview

Offense Total 79
Number Cleared 34
Percent Cleared 43.04 %

Group A Crimes per 100,000 population 1,046.5

Arrest Overview

Total Arrests 49
Adult Arrests 46
Juvenile Arrests 3
Unknown Age 0

Arrests per 100,000 population 649.1

Average number offenses/incident 1.18

Domestic Violence Victims		
Offense	Reported	Cleared
Murder	0	0
Aggravated Assault	0	0
Simple Assault	3	3
Intimidation	1	0
Stalking	0	0
Forcible Rape	0	0
Forcible Sodomy	0	0
Sexual Assault W/Object	0	0
Forcible Fondling	0	0
Incest	0	0
Statutory Rape	0	0
Kidnapping/Abduction	0	0
Total	4	3

TIBRS Group B Arrests		
Offense	Adult	Juvenile
Bad Checks	0	0
Curfew/Vagrancy	0	0
Disorderly Conduct	0	0
DUI	2	0
Drunkenness	1	0
Family-Non Violent	0	0
Liquor Law Violations	17	1
Peeping Tom	0	0
Trespass	2	0
All Other Offenses	1	0
Total Group B	23	1

TIBRS Group A Offenses	Offenses		Arrests	
	Reported	Cleared	Adult	Juvenile
Crimes Against Persons				
Murder	0	0	0	0
Negligent Manslaughter	0	0	0	0
Kidnapping/Abduction	0	0	0	0
Forcible Rape	1	1	0	0
Forcible Sodomy	0	0	0	0
Sexual Assault W/Object	0	0	0	0
Forcible Fondling	0	0	0	0
Incest	0	0	0	0
Statutory Rape	0	0	0	0
Aggravated Assault	1	1	1	0
Simple Assault	11	9	4	1
Intimidation	3	0	0	0
Stalking	0	0	0	0
Commercial Sex Acts	0	0	0	0
Involuntary Servitude	0	0	0	0
Crimes Against Property				
Arson	0	0	0	0
Bribery	0	0	0	0
Burglary	5	0	0	0
Counterfeiting/Forgery	1	0	0	0
Destruction/Damage/Vandalism	11	4	3	0
Embezzlement	0	0	0	0
Extortion/Blackmail	0	0	0	0
Fraud - False Pretenses	1	1	1	0
Fraud - Credit Card/ATM	0	0	0	0
Fraud - Impersonation	0	0	0	0
Fraud - Welfare	0	0	0	0
Fraud - Wire	0	0	0	0
Motor Vehicle Theft	0	0	0	0
Robbery	0	0	0	0
Stolen Property Offenses	1	1	0	1
Theft - Pocket-picking	0	0	0	0
Theft - Purse Snatching	0	0	0	0
Theft - Shoplifting	0	0	0	0
Theft From Building	15	2	2	0
Theft From Coin Machine	0	0	0	0
Theft From Motor Vehicle	8	1	3	0
Theft of Motor Vehicle Parts	2	0	0	0
Theft - All Other Larceny	2	0	0	0
Crimes Against Society				
Drug/Narcotic Violations	10	7	7	0
Drug/Narcotic Equipment Violations	6	6	2	0
Gambling - Betting/Wagering	0	0	0	0
Gambling - Operating/Promoting	0	0	0	0
Gambling - Equipment Violations	0	0	0	0
Gambling - Sports Tampering	0	0	0	0
Pornography/Obscene Material	0	0	0	0
Prostitution	0	0	0	0
Prostitution Assisting/Promoting	0	0	0	0
Purchasing Prostitution	0	0	0	0
Weapon Law Violations	1	1	0	0
Total Group A Offenses	79	34	23	2



2014 Population Estimate 6,998

Offense Overview

Offense Total 39
Number Cleared 6
Percent Cleared 15.38 %

Group A Crimes per 100,000 population 557.3

Arrest Overview

Total Arrests 6
Adult Arrests 6
Juvenile Arrests 0
Unknown Age 0

Arrests per 100,000 population 85.7

Average number offenses/incident 1.00

Domestic Violence Victims		
Offense	Reported	Cleared
Murder	0	0
Aggravated Assault	0	0
Simple Assault	2	2
Intimidation	2	1
Stalking	0	0
Forcible Rape	0	0
Forcible Sodomy	0	0
Sexual Assault W/Object	0	0
Forcible Fondling	0	0
Incest	0	0
Statutory Rape	0	0
Kidnapping/Abduction	0	0
Total	4	3

TIBRS Group B Arrests		
Offense	Adult	Juvenile
Bad Checks	0	0
Curfew/Vagrancy	0	0
Disorderly Conduct	0	0
DUI	0	0
Drunkenness	0	0
Family-Non Violent	0	0
Liquor Law Violations	0	0
Peeping Tom	0	0
Trespass	0	0
All Other Offenses	0	0
Total Group B	0	0

TIBRS Group A Offenses	Offenses		Arrests	
	Reported	Cleared	Adult	Juvenile
Crimes Against Persons				
Murder	0	0	0	0
Negligent Manslaughter	0	0	0	0
Kidnapping/Abduction	0	0	0	0
Forcible Rape	0	0	0	0
Forcible Sodomy	0	0	0	0
Sexual Assault W/Object	0	0	0	0
Forcible Fondling	0	0	0	0
Incest	0	0	0	0
Statutory Rape	0	0	0	0
Aggravated Assault	0	0	0	0
Simple Assault	2	2	2	0
Intimidation	5	1	1	0
Stalking	0	0	0	0
Commercial Sex Acts	0	0	0	0
Involuntary Servitude	0	0	0	0
Crimes Against Property				
Arson	0	0	0	0
Bribery	0	0	0	0
Burglary	2	0	0	0
Counterfeiting/Forgery	0	0	0	0
Destruction/Damage/Vandalism	1	0	0	0
Embezzlement	0	0	0	0
Extortion/Blackmail	0	0	0	0
Fraud - False Pretenses	0	0	0	0
Fraud - Credit Card/ATM	1	0	0	0
Fraud - Impersonation	0	0	0	0
Fraud - Welfare	0	0	0	0
Fraud - Wire	0	0	0	0
Motor Vehicle Theft	0	0	0	0
Robbery	0	0	0	0
Stolen Property Offenses	0	0	0	0
Theft - Pocket-picking	0	0	0	0
Theft - Purse Snatching	0	0	0	0
Theft - Shoplifting	0	0	0	0
Theft From Building	25	2	2	0
Theft From Coin Machine	0	0	0	0
Theft From Motor Vehicle	1	0	0	0
Theft of Motor Vehicle Parts	0	0	0	0
Theft - All Other Larceny	2	1	1	0
Crimes Against Society				
Drug/Narcotic Violations	0	0	0	0
Drug/Narcotic Equipment Violations	0	0	0	0
Gambling - Betting/Wagering	0	0	0	0
Gambling - Operating/Promoting	0	0	0	0
Gambling - Equipment Violations	0	0	0	0
Gambling - Sports Tampering	0	0	0	0
Pornography/Obscene Material	0	0	0	0
Prostitution	0	0	0	0
Prostitution Assisting/Promoting	0	0	0	0
Purchasing Prostitution	0	0	0	0
Weapon Law Violations	0	0	0	0
Total Group A Offenses	39	6	6	0



2014 Population Estimate 2,541

Offense Overview

Offense Total 288
Number Cleared 22
Percent Cleared 7.64 %

Group A Crimes per 100,000 population 11,334.1

Arrest Overview

Total Arrests 247
Adult Arrests 243
Juvenile Arrests 4
Unknown Age 0

Arrests per 100,000 population 9,720.6

Average number offenses/incident 1.17

Domestic Violence Victims		
Offense	Reported	Cleared
Murder	0	0
Aggravated Assault	0	0
Simple Assault	3	0
Intimidation	2	0
Stalking	0	0
Forcible Rape	0	0
Forcible Sodomy	1	0
Sexual Assault W/Object	0	0
Forcible Fondling	0	0
Incest	0	0
Statutory Rape	0	0
Kidnapping/Abduction	0	0
Total	6	0

TIBRS Group B Arrests		
Offense	Adult	Juvenile
Bad Checks	0	0
Curfew/Vagrancy	0	0
Disorderly Conduct	8	0
DUI	4	0
Drunkenness	14	0
Family-Non Violent	0	0
Liquor Law Violations	184	4
Peeping Tom	0	0
Trespass	8	0
All Other Offenses	8	0
Total Group B	226	4

TIBRS Group A Offenses	Offenses		Arrests	
	Reported	Cleared	Adult	Juvenile
Crimes Against Persons				
Murder	0	0	0	0
Negligent Manslaughter	0	0	0	0
Kidnapping/Abduction	0	0	0	0
Forcible Rape	8	0	0	0
Forcible Sodomy	2	0	0	0
Sexual Assault W/Object	0	0	0	0
Forcible Fondling	8	1	0	0
Incest	0	0	0	0
Statutory Rape	0	0	0	0
Aggravated Assault	0	0	0	0
Simple Assault	18	2	2	0
Intimidation	13	2	1	0
Stalking	1	0	0	0
Commercial Sex Acts	0	0	0	0
Involuntary Servitude	0	0	0	0
Crimes Against Property				
Arson	2	0	0	0
Bribery	0	0	0	0
Burglary	21	3	3	0
Counterfeiting/Forgery	0	0	0	0
Destruction/Damage/Vandalism	65	1	1	0
Embezzlement	0	0	0	0
Extortion/Blackmail	0	0	0	0
Fraud - False Pretenses	4	0	0	0
Fraud - Credit Card/ATM	1	0	0	0
Fraud - Impersonation	2	0	0	0
Fraud - Welfare	0	0	0	0
Fraud - Wire	0	0	0	0
Motor Vehicle Theft	1	0	0	0
Robbery	0	0	0	0
Stolen Property Offenses	0	0	0	0
Theft - Pocket-picking	1	0	0	0
Theft - Purse Snatching	0	0	0	0
Theft - Shoplifting	0	0	0	0
Theft From Building	20	2	2	0
Theft From Coin Machine	0	0	0	0
Theft From Motor Vehicle	1	0	0	0
Theft of Motor Vehicle Parts	0	0	0	0
Theft - All Other Larceny	33	1	1	0
Crimes Against Society				
Drug/Narcotic Violations	45	5	6	0
Drug/Narcotic Equipment Violations	36	5	1	0
Gambling - Betting/Wagering	0	0	0	0
Gambling - Operating/Promoting	0	0	0	0
Gambling - Equipment Violations	0	0	0	0
Gambling - Sports Tampering	0	0	0	0
Pornography/Obscene Material	0	0	0	0
Prostitution	0	0	0	0
Prostitution Assisting/Promoting	0	0	0	0
Purchasing Prostitution	0	0	0	0
Weapon Law Violations	6	0	0	0
Total Group A Offenses	288	22	17	0



2014 Population Estimate 36,076

Offense Overview

Offense Total 923
Number Cleared 387
Percent Cleared 41.93 %

Group A Crimes per 100,000 population 2,558.5

Arrest Overview

Total Arrests 599
Adult Arrests 584
Juvenile Arrests 15
Unknown Age 0

Arrests per 100,000 population 1,660.4

Average number offenses/incident 1.12

Domestic Violence Victims		
Offense	Reported	Cleared
Murder	0	0
Aggravated Assault	0	0
Simple Assault	23	21
Intimidation	5	3
Stalking	3	1
Forcible Rape	1	0
Forcible Sodomy	0	0
Sexual Assault W/Object	0	0
Forcible Fondling	0	0
Incest	0	0
Statutory Rape	0	0
Kidnapping/Abduction	0	0
Total	32	25

TIBRS Group B Arrests		
Offense	Adult	Juvenile
Bad Checks	0	0
Curfew/Vagrancy	0	0
Disorderly Conduct	20	0
DUI	11	0
Drunkenness	39	0
Family-Non Violent	0	0
Liquor Law Violations	246	5
Peeping Tom	0	0
Trespass	49	0
All Other Offenses	13	0
Total Group B	378	5

TIBRS Group A Offenses	Offenses		Arrests	
	Reported	Cleared	Adult	Juvenile
Crimes Against Persons				
Murder	0	0	0	0
Negligent Manslaughter	0	0	0	0
Kidnapping/Abduction	1	0	0	0
Forcible Rape	9	3	2	0
Forcible Sodomy	4	0	0	0
Sexual Assault W/Object	2	1	0	0
Forcible Fondling	6	2	0	0
Incest	0	0	0	0
Statutory Rape	0	0	0	0
Aggravated Assault	19	14	8	0
Simple Assault	98	78	28	1
Intimidation	43	37	6	0
Stalking	6	2	0	0
Commercial Sex Acts	0	0	0	0
Involuntary Servitude	0	0	0	0
Crimes Against Property				
Arson	0	0	0	0
Bribery	0	0	0	0
Burglary	7	2	2	0
Counterfeiting/Forgery	9	7	3	0
Destruction/Damage/Vandalism	85	21	6	1
Embezzlement	10	9	8	0
Extortion/Blackmail	0	0	0	0
Fraud - False Pretenses	22	11	4	0
Fraud - Credit Card/ATM	11	4	2	0
Fraud - Impersonation	9	6	4	0
Fraud - Welfare	0	0	0	0
Fraud - Wire	1	0	0	0
Motor Vehicle Theft	2	0	0	0
Robbery	4	2	2	0
Stolen Property Offenses	1	1	1	0
Theft - Pocket-picking	2	0	0	0
Theft - Purse Snatching	1	0	0	0
Theft - Shoplifting	41	27	20	1
Theft From Building	244	36	10	0
Theft From Coin Machine	0	0	0	0
Theft From Motor Vehicle	33	3	0	0
Theft of Motor Vehicle Parts	11	0	0	0
Theft - All Other Larceny	54	11	5	5
Crimes Against Society				
Drug/Narcotic Violations	122	70	79	2
Drug/Narcotic Equipment Violations	58	35	14	0
Gambling - Betting/Wagering	0	0	0	0
Gambling - Operating/Promoting	0	0	0	0
Gambling - Equipment Violations	0	0	0	0
Gambling - Sports Tampering	0	0	0	0
Pornography/Obscene Material	0	0	0	0
Prostitution	0	0	0	0
Prostitution Assisting/Promoting	0	0	0	0
Purchasing Prostitution	0	0	0	0
Weapon Law Violations	8	5	2	0
Total Group A Offenses	923	387	206	10



2014 Population Estimate **7,043**

Offense Overview

Offense Total 28
 Number Cleared 9
 Percent Cleared 32.14 %

Group A Crimes per 100,000
 population 397.6

Arrest Overview

Total Arrests 10
 Adult Arrests 9
 Juvenile Arrests 1
 Unknown Age 0

Arrests per 100,000 population 142.0

Average number offenses/incident 1.04

Domestic Violence Victims		
Offense	Reported	Cleared
Murder	0	0
Aggravated Assault	0	0
Simple Assault	1	0
Intimidation	0	0
Stalking	0	0
Forcible Rape	0	0
Forcible Sodomy	0	0
Sexual Assault W/Object	0	0
Forcible Fondling	0	0
Incest	0	0
Statutory Rape	0	0
Kidnapping/Abduction	0	0
Total	1	0

TIBRS Group B Arrests		
Offense	Adult	Juvenile
Bad Checks	0	0
Curfew/Vagrancy	0	0
Disorderly Conduct	0	0
DUI	1	0
Drunkenness	0	0
Family-Non Violent	0	0
Liquor Law Violations	0	0
Peeping Tom	0	0
Trespass	0	0
All Other Offenses	0	0
Total Group B	1	0

TIBRS Group A Offenses	Offenses		Arrests	
	Reported	Cleared	Adult	Juvenile
Crimes Against Persons				
Murder	0	0	0	0
Negligent Manslaughter	0	0	0	0
Kidnapping/Abduction	0	0	0	0
Forcible Rape	0	0	0	0
Forcible Sodomy	0	0	0	0
Sexual Assault W/Object	0	0	0	0
Forcible Fondling	1	0	0	0
Incest	0	0	0	0
Statutory Rape	0	0	0	0
Aggravated Assault	0	0	0	0
Simple Assault	1	0	0	0
Intimidation	1	1	0	1
Stalking	3	0	0	0
Commercial Sex Acts	0	0	0	0
Involuntary Servitude	0	0	0	0
Crimes Against Property				
Arson	0	0	0	0
Bribery	0	0	0	0
Burglary	0	0	0	0
Counterfeiting/Forgery	0	0	0	0
Destruction/Damage/Vandalism	1	0	0	0
Embezzlement	0	0	0	0
Extortion/Blackmail	0	0	0	0
Fraud - False Pretenses	0	0	0	0
Fraud - Credit Card/ATM	0	0	0	0
Fraud - Impersonation	0	0	0	0
Fraud - Welfare	0	0	0	0
Fraud - Wire	0	0	0	0
Motor Vehicle Theft	0	0	0	0
Robbery	0	0	0	0
Stolen Property Offenses	0	0	0	0
Theft - Pocket-picking	0	0	0	0
Theft - Purse Snatching	0	0	0	0
Theft - Shoplifting	4	3	4	0
Theft From Building	9	1	1	0
Theft From Coin Machine	0	0	0	0
Theft From Motor Vehicle	3	0	0	0
Theft of Motor Vehicle Parts	0	0	0	0
Theft - All Other Larceny	2	1	1	0
Crimes Against Society				
Drug/Narcotic Violations	2	2	2	0
Drug/Narcotic Equipment Violations	1	1	0	0
Gambling - Betting/Wagering	0	0	0	0
Gambling - Operating/Promoting	0	0	0	0
Gambling - Equipment Violations	0	0	0	0
Gambling - Sports Tampering	0	0	0	0
Pornography/Obscene Material	0	0	0	0
Prostitution	0	0	0	0
Prostitution Assisting/Promoting	0	0	0	0
Purchasing Prostitution	0	0	0	0
Weapon Law Violations	0	0	0	0
Total Group A Offenses	28	9	8	1



2014 Population Estimate 5,551

Offense Overview

Offense Total 15
 Number Cleared 7
 Percent Cleared 46.67 %

Group A Crimes per 100,000 population 270.2

Arrest Overview

Total Arrests 9
 Adult Arrests 8
 Juvenile Arrests 1
 Unknown Age 0

Arrests per 100,000 population 162.1

Average number offenses/incident 1.07

Domestic Violence Victims		
Offense	Reported	Cleared
Murder	0	0
Aggravated Assault	0	0
Simple Assault	1	1
Intimidation	0	0
Stalking	0	0
Forcible Rape	0	0
Forcible Sodomy	0	0
Sexual Assault W/Object	0	0
Forcible Fondling	0	0
Incest	0	0
Statutory Rape	0	0
Kidnapping/Abduction	0	0
Total	1	1

TIBRS Group B Arrests		
Offense	Adult	Juvenile
Bad Checks	0	0
Curfew/Vagrancy	0	0
Disorderly Conduct	0	0
DUI	0	0
Drunkenness	0	0
Family-Non Violent	0	0
Liquor Law Violations	0	0
Peeping Tom	0	0
Trespass	0	0
All Other Offenses	0	0
Total Group B	0	0

TIBRS Group A Offenses	Offenses		Arrests	
	Reported	Cleared	Adult	Juvenile
Crimes Against Persons				
Murder	0	0	0	0
Negligent Manslaughter	0	0	0	0
Kidnapping/Abduction	0	0	0	0
Forcible Rape	0	0	0	0
Forcible Sodomy	0	0	0	0
Sexual Assault W/Object	0	0	0	0
Forcible Fondling	0	0	0	0
Incest	0	0	0	0
Statutory Rape	0	0	0	0
Aggravated Assault	0	0	0	0
Simple Assault	1	1	0	0
Intimidation	0	0	0	0
Stalking	0	0	0	0
Commercial Sex Acts	0	0	0	0
Involuntary Servitude	0	0	0	0
Crimes Against Property				
Arson	0	0	0	0
Bribery	0	0	0	0
Burglary	0	0	0	0
Counterfeiting/Forgery	0	0	0	0
Destruction/Damage/Vandalism	3	2	4	0
Embezzlement	0	0	0	0
Extortion/Blackmail	0	0	0	0
Fraud - False Pretenses	0	0	0	0
Fraud - Credit Card/ATM	0	0	0	0
Fraud - Impersonation	0	0	0	0
Fraud - Welfare	0	0	0	0
Fraud - Wire	0	0	0	0
Motor Vehicle Theft	1	1	1	1
Robbery	0	0	0	0
Stolen Property Offenses	0	0	0	0
Theft - Pocket-picking	0	0	0	0
Theft - Purse Snatching	0	0	0	0
Theft - Shoplifting	0	0	0	0
Theft From Building	6	0	0	0
Theft From Coin Machine	0	0	0	0
Theft From Motor Vehicle	1	0	0	0
Theft of Motor Vehicle Parts	0	0	0	0
Theft - All Other Larceny	0	0	0	0
Crimes Against Society				
Drug/Narcotic Violations	1	1	1	0
Drug/Narcotic Equipment Violations	1	1	1	0
Gambling - Betting/Wagering	0	0	0	0
Gambling - Operating/Promoting	0	0	0	0
Gambling - Equipment Violations	0	0	0	0
Gambling - Sports Tampering	0	0	0	0
Pornography/Obscene Material	0	0	0	0
Prostitution	0	0	0	0
Prostitution Assisting/Promoting	0	0	0	0
Purchasing Prostitution	0	0	0	0
Weapon Law Violations	1	1	1	0
Total Group A Offenses	15	7	8	1





CRIME IN **TENNESSEE** 2015

DRUG TASK FORCES

2014 Population Estimate	N/A
Offense Overview	
Offense Total	56
Number Cleared	3
Percent Cleared	5.36 %
Group A Crimes per 100,000 population	N/A
Arrest Overview	
Total Arrests	2
Adult Arrests	2
Juvenile Arrests	0
Unknown Age	0
Arrests per 100,000 population	N/A
Average number offenses/incident	1.04

Domestic Violence Victims		
Offense	Reported	Cleared
Murder	0	0
Aggravated Assault	0	0
Simple Assault	0	0
Intimidation	0	0
Stalking	0	0
Forcible Rape	0	0
Forcible Sodomy	0	0
Sexual Assault W/Object	0	0
Forcible Fondling	0	0
Incest	0	0
Statutory Rape	0	0
Kidnapping/Abduction	0	0
Total	0	0

TIBRS Group B Arrests		
Offense	Adult	Juvenile
Bad Checks	0	0
Curfew/Vagrancy	0	0
Disorderly Conduct	0	0
DUI	0	0
Drunkenness	0	0
Family-Non Violent	0	0
Liquor Law Violations	0	0
Peeping Tom	0	0
Trespass	0	0
All Other Offenses	0	0
Total Group B	0	0

TIBRS Group A Offenses	Offenses		Arrests	
	Reported	Cleared	Adult	Juvenile
Crimes Against Persons				
Murder	0	0	0	0
Negligent Manslaughter	0	0	0	0
Kidnapping/Abduction	0	0	0	0
Forcible Rape	0	0	0	0
Forcible Sodomy	0	0	0	0
Sexual Assault W/Object	0	0	0	0
Forcible Fondling	0	0	0	0
Incest	0	0	0	0
Statutory Rape	0	0	0	0
Aggravated Assault	0	0	0	0
Simple Assault	0	0	0	0
Intimidation	0	0	0	0
Stalking	0	0	0	0
Commercial Sex Acts	0	0	0	0
Involuntary Servitude	0	0	0	0
Crimes Against Property				
Arson	0	0	0	0
Bribery	0	0	0	0
Burglary	0	0	0	0
Counterfeiting/Forgery	0	0	0	0
Destruction/Damage/Vandalism	0	0	0	0
Embezzlement	0	0	0	0
Extortion/Blackmail	0	0	0	0
Fraud - False Pretenses	0	0	0	0
Fraud - Credit Card/ATM	0	0	0	0
Fraud - Impersonation	0	0	0	0
Fraud - Welfare	0	0	0	0
Fraud - Wire	0	0	0	0
Motor Vehicle Theft	0	0	0	0
Robbery	0	0	0	0
Stolen Property Offenses	0	0	0	0
Theft - Pocket-picking	0	0	0	0
Theft - Purse Snatching	0	0	0	0
Theft - Shoplifting	0	0	0	0
Theft From Building	0	0	0	0
Theft From Coin Machine	0	0	0	0
Theft From Motor Vehicle	0	0	0	0
Theft of Motor Vehicle Parts	0	0	0	0
Theft - All Other Larceny	0	0	0	0
Crimes Against Society				
Drug/Narcotic Violations	53	2	1	0
Drug/Narcotic Equipment Violations	3	1	1	0
Gambling - Betting/Wagering	0	0	0	0
Gambling - Operating/Promoting	0	0	0	0
Gambling - Equipment Violations	0	0	0	0
Gambling - Sports Tampering	0	0	0	0
Pornography/Obscene Material	0	0	0	0
Prostitution	0	0	0	0
Prostitution Assisting/Promoting	0	0	0	0
Purchasing Prostitution	0	0	0	0
Weapon Law Violations	0	0	0	0
Total Group A Offenses	56	3	2	0



2nd Judicial Drug Task Force - 2015

2014 Population Estimate	N/A
Offense Overview	
Offense Total	75
Number Cleared	26
Percent Cleared	34.67 %
Group A Crimes per 100,000 population	N/A
Arrest Overview	
Total Arrests	18
Adult Arrests	18
Juvenile Arrests	0
Unknown Age	0
Arrests per 100,000 population	N/A
Average number offenses/incident	1.63

Domestic Violence Victims		
Offense	Reported	Cleared
Murder	0	0
Aggravated Assault	0	0
Simple Assault	0	0
Intimidation	0	0
Stalking	0	0
Forcible Rape	0	0
Forcible Sodomy	0	0
Sexual Assault W/Object	0	0
Forcible Fondling	0	0
Incest	0	0
Statutory Rape	0	0
Kidnapping/Abduction	0	0
Total	0	0

TIBRS Group B Arrests		
Offense	Adult	Juvenile
Bad Checks	0	0
Curfew/Vagrancy	0	0
Disorderly Conduct	0	0
DUI	0	0
Drunkenness	0	0
Family-Non Violent	0	0
Liquor Law Violations	0	0
Peeping Tom	0	0
Trespass	0	0
All Other Offenses	0	0
Total Group B	0	0

TIBRS Group A Offenses	Offenses		Arrests	
	Reported	Cleared	Adult	Juvenile
Crimes Against Persons				
Murder	0	0	0	0
Negligent Manslaughter	0	0	0	0
Kidnapping/Abduction	0	0	0	0
Forcible Rape	0	0	0	0
Forcible Sodomy	0	0	0	0
Sexual Assault W/Object	0	0	0	0
Forcible Fondling	0	0	0	0
Incest	0	0	0	0
Statutory Rape	0	0	0	0
Aggravated Assault	0	0	0	0
Simple Assault	0	0	0	0
Intimidation	0	0	0	0
Stalking	0	0	0	0
Commercial Sex Acts	0	0	0	0
Involuntary Servitude	0	0	0	0
Crimes Against Property				
Arson	0	0	0	0
Bribery	0	0	0	0
Burglary	0	0	0	0
Counterfeiting/Forgery	10	0	0	0
Destruction/Damage/Vandalism	0	0	0	0
Embezzlement	0	0	0	0
Extortion/Blackmail	0	0	0	0
Fraud - False Pretenses	10	0	0	0
Fraud - Credit Card/ATM	0	0	0	0
Fraud - Impersonation	0	0	0	0
Fraud - Welfare	0	0	0	0
Fraud - Wire	0	0	0	0
Motor Vehicle Theft	0	0	0	0
Robbery	0	0	0	0
Stolen Property Offenses	0	0	0	0
Theft - Pocket-picking	0	0	0	0
Theft - Purse Snatching	0	0	0	0
Theft - Shoplifting	0	0	0	0
Theft From Building	0	0	0	0
Theft From Coin Machine	0	0	0	0
Theft From Motor Vehicle	0	0	0	0
Theft of Motor Vehicle Parts	0	0	0	0
Theft - All Other Larceny	0	0	0	0
Crimes Against Society				
Drug/Narcotic Violations	45	17	15	0
Drug/Narcotic Equipment Violations	7	6	3	0
Gambling - Betting/Wagering	0	0	0	0
Gambling - Operating/Promoting	0	0	0	0
Gambling - Equipment Violations	0	0	0	0
Gambling - Sports Tampering	0	0	0	0
Pornography/Obscene Material	0	0	0	0
Prostitution	0	0	0	0
Prostitution Assisting/Promoting	0	0	0	0
Purchasing Prostitution	0	0	0	0
Weapon Law Violations	3	3	0	0
Total Group A Offenses	75	26	18	0



2014 Population Estimate	N/A
Offense Overview	
Offense Total	143
Number Cleared	12
Percent Cleared	8.39 %
Group A Crimes per 100,000 population	N/A
Arrest Overview	
Total Arrests	12
Adult Arrests	12
Juvenile Arrests	0
Unknown Age	0
Arrests per 100,000 population	N/A
Average number offenses/incident	1.00

Domestic Violence Victims		
Offense	Reported	Cleared
Murder	0	0
Aggravated Assault	0	0
Simple Assault	0	0
Intimidation	0	0
Stalking	0	0
Forcible Rape	0	0
Forcible Sodomy	0	0
Sexual Assault W/Object	0	0
Forcible Fondling	0	0
Incest	0	0
Statutory Rape	0	0
Kidnapping/Abduction	0	0
Total	0	0

TIBRS Group B Arrests		
Offense	Adult	Juvenile
Bad Checks	0	0
Curfew/Vagrancy	0	0
Disorderly Conduct	0	0
DUI	0	0
Drunkenness	0	0
Family-Non Violent	0	0
Liquor Law Violations	0	0
Peeping Tom	0	0
Trespass	0	0
All Other Offenses	0	0
Total Group B	0	0

TIBRS Group A Offenses	Offenses		Arrests	
	Reported	Cleared	Adult	Juvenile
Crimes Against Persons				
Murder	0	0	0	0
Negligent Manslaughter	0	0	0	0
Kidnapping/Abduction	0	0	0	0
Forcible Rape	0	0	0	0
Forcible Sodomy	0	0	0	0
Sexual Assault W/Object	0	0	0	0
Forcible Fondling	0	0	0	0
Incest	0	0	0	0
Statutory Rape	0	0	0	0
Aggravated Assault	0	0	0	0
Simple Assault	0	0	0	0
Intimidation	0	0	0	0
Stalking	0	0	0	0
Commercial Sex Acts	0	0	0	0
Involuntary Servitude	0	0	0	0
Crimes Against Property				
Arson	0	0	0	0
Bribery	0	0	0	0
Burglary	0	0	0	0
Counterfeiting/Forgery	0	0	0	0
Destruction/Damage/Vandalism	0	0	0	0
Embezzlement	0	0	0	0
Extortion/Blackmail	0	0	0	0
Fraud - False Pretenses	0	0	0	0
Fraud - Credit Card/ATM	0	0	0	0
Fraud - Impersonation	0	0	0	0
Fraud - Welfare	0	0	0	0
Fraud - Wire	0	0	0	0
Motor Vehicle Theft	0	0	0	0
Robbery	0	0	0	0
Stolen Property Offenses	0	0	0	0
Theft - Pocket-picking	0	0	0	0
Theft - Purse Snatching	0	0	0	0
Theft - Shoplifting	0	0	0	0
Theft From Building	0	0	0	0
Theft From Coin Machine	0	0	0	0
Theft From Motor Vehicle	0	0	0	0
Theft of Motor Vehicle Parts	0	0	0	0
Theft - All Other Larceny	0	0	0	0
Crimes Against Society				
Drug/Narcotic Violations	143	12	12	0
Drug/Narcotic Equipment Violations	0	0	0	0
Gambling - Betting/Wagering	0	0	0	0
Gambling - Operating/Promoting	0	0	0	0
Gambling - Equipment Violations	0	0	0	0
Gambling - Sports Tampering	0	0	0	0
Pornography/Obscene Material	0	0	0	0
Prostitution	0	0	0	0
Prostitution Assisting/Promoting	0	0	0	0
Purchasing Prostitution	0	0	0	0
Weapon Law Violations	0	0	0	0
Total Group A Offenses	143	12	12	0



2014 Population Estimate	N/A
Offense Overview	
Offense Total	236
Number Cleared	54
Percent Cleared	22.88 %
Group A Crimes per 100,000 population	N/A
Arrest Overview	
Total Arrests	40
Adult Arrests	40
Juvenile Arrests	0
Unknown Age	0
Arrests per 100,000 population	N/A
Average number offenses/incident	1.00

Domestic Violence Victims		
Offense	Reported	Cleared
Murder	0	0
Aggravated Assault	0	0
Simple Assault	0	0
Intimidation	0	0
Stalking	0	0
Forcible Rape	0	0
Forcible Sodomy	0	0
Sexual Assault W/Object	0	0
Forcible Fondling	0	0
Incest	0	0
Statutory Rape	0	0
Kidnapping/Abduction	0	0
Total	0	0

TIBRS Group B Arrests		
Offense	Adult	Juvenile
Bad Checks	0	0
Curfew/Vagrancy	0	0
Disorderly Conduct	0	0
DUI	0	0
Drunkenness	0	0
Family-Non Violent	0	0
Liquor Law Violations	0	0
Peeping Tom	0	0
Trespass	0	0
All Other Offenses	1	0
Total Group B	1	0

TIBRS Group A Offenses	Offenses		Arrests	
	Reported	Cleared	Adult	Juvenile
Crimes Against Persons				
Murder	0	0	0	0
Negligent Manslaughter	0	0	0	0
Kidnapping/Abduction	0	0	0	0
Forcible Rape	0	0	0	0
Forcible Sodomy	0	0	0	0
Sexual Assault W/Object	0	0	0	0
Forcible Fondling	0	0	0	0
Incest	0	0	0	0
Statutory Rape	0	0	0	0
Aggravated Assault	0	0	0	0
Simple Assault	0	0	0	0
Intimidation	0	0	0	0
Stalking	0	0	0	0
Commercial Sex Acts	0	0	0	0
Involuntary Servitude	0	0	0	0
Crimes Against Property				
Arson	0	0	0	0
Bribery	0	0	0	0
Burglary	0	0	0	0
Counterfeiting/Forgery	0	0	0	0
Destruction/Damage/Vandalism	0	0	0	0
Embezzlement	0	0	0	0
Extortion/Blackmail	0	0	0	0
Fraud - False Pretenses	0	0	0	0
Fraud - Credit Card/ATM	0	0	0	0
Fraud - Impersonation	0	0	0	0
Fraud - Welfare	0	0	0	0
Fraud - Wire	0	0	0	0
Motor Vehicle Theft	0	0	0	0
Robbery	0	0	0	0
Stolen Property Offenses	0	0	0	0
Theft - Pocket-picking	0	0	0	0
Theft - Purse Snatching	0	0	0	0
Theft - Shoplifting	0	0	0	0
Theft From Building	0	0	0	0
Theft From Coin Machine	0	0	0	0
Theft From Motor Vehicle	0	0	0	0
Theft of Motor Vehicle Parts	0	0	0	0
Theft - All Other Larceny	2	1	1	0
Crimes Against Society				
Drug/Narcotic Violations	233	52	38	0
Drug/Narcotic Equipment Violations	1	1	0	0
Gambling - Betting/Wagering	0	0	0	0
Gambling - Operating/Promoting	0	0	0	0
Gambling - Equipment Violations	0	0	0	0
Gambling - Sports Tampering	0	0	0	0
Pornography/Obscene Material	0	0	0	0
Prostitution	0	0	0	0
Prostitution Assisting/Promoting	0	0	0	0
Purchasing Prostitution	0	0	0	0
Weapon Law Violations	0	0	0	0
Total Group A Offenses	236	54	39	0



2014 Population Estimate	N/A
Offense Overview	
Offense Total	320
Number Cleared	130
Percent Cleared	40.63 %
Group A Crimes per 100,000 population	N/A
Arrest Overview	
Total Arrests	111
Adult Arrests	111
Juvenile Arrests	0
Unknown Age	0
Arrests per 100,000 population	N/A
Average number offenses/incident	1.29

Domestic Violence Victims		
Offense	Reported	Cleared
Murder	0	0
Aggravated Assault	0	0
Simple Assault	0	0
Intimidation	0	0
Stalking	0	0
Forcible Rape	0	0
Forcible Sodomy	0	0
Sexual Assault W/Object	0	0
Forcible Fondling	0	0
Incest	0	0
Statutory Rape	0	0
Kidnapping/Abduction	0	0
Total	0	0

TIBRS Group B Arrests		
Offense	Adult	Juvenile
Bad Checks	0	0
Curfew/Vagrancy	0	0
Disorderly Conduct	0	0
DUI	0	0
Drunkenness	0	0
Family-Non Violent	0	0
Liquor Law Violations	6	0
Peeping Tom	0	0
Trespass	0	0
All Other Offenses	0	0
Total Group B	6	0

TIBRS Group A Offenses	Offenses		Arrests	
	Reported	Cleared	Adult	Juvenile
Crimes Against Persons				
Murder	0	0	0	0
Negligent Manslaughter	0	0	0	0
Kidnapping/Abduction	0	0	0	0
Forcible Rape	0	0	0	0
Forcible Sodomy	0	0	0	0
Sexual Assault W/Object	0	0	0	0
Forcible Fondling	0	0	0	0
Incest	0	0	0	0
Statutory Rape	0	0	0	0
Aggravated Assault	0	0	0	0
Simple Assault	0	0	0	0
Intimidation	0	0	0	0
Stalking	0	0	0	0
Commercial Sex Acts	0	0	0	0
Involuntary Servitude	0	0	0	0
Crimes Against Property				
Arson	0	0	0	0
Bribery	0	0	0	0
Burglary	0	0	0	0
Counterfeiting/Forgery	5	3	2	0
Destruction/Damage/Vandalism	0	0	0	0
Embezzlement	0	0	0	0
Extortion/Blackmail	0	0	0	0
Fraud - False Pretenses	35	17	14	0
Fraud - Credit Card/ATM	0	0	0	0
Fraud - Impersonation	2	2	1	0
Fraud - Welfare	4	1	0	0
Fraud - Wire	0	0	0	0
Motor Vehicle Theft	0	0	0	0
Robbery	0	0	0	0
Stolen Property Offenses	0	0	0	0
Theft - Pocket-picking	0	0	0	0
Theft - Purse Snatching	0	0	0	0
Theft - Shoplifting	0	0	0	0
Theft From Building	0	0	0	0
Theft From Coin Machine	0	0	0	0
Theft From Motor Vehicle	0	0	0	0
Theft of Motor Vehicle Parts	0	0	0	0
Theft - All Other Larceny	0	0	0	0
Crimes Against Society				
Drug/Narcotic Violations	193	68	87	0
Drug/Narcotic Equipment Violations	76	39	1	0
Gambling - Betting/Wagering	0	0	0	0
Gambling - Operating/Promoting	0	0	0	0
Gambling - Equipment Violations	0	0	0	0
Gambling - Sports Tampering	0	0	0	0
Pornography/Obscene Material	0	0	0	0
Prostitution	0	0	0	0
Prostitution Assisting/Promoting	0	0	0	0
Purchasing Prostitution	0	0	0	0
Weapon Law Violations	5	0	0	0
Total Group A Offenses	320	130	105	0



2014 Population Estimate	N/A
Offense Overview	
Offense Total	40
Number Cleared	12
Percent Cleared	30.00 %
Group A Crimes per 100,000 population	N/A
Arrest Overview	
Total Arrests	10
Adult Arrests	10
Juvenile Arrests	0
Unknown Age	0
Arrests per 100,000 population	N/A
Average number offenses/incident	1.48

Domestic Violence Victims		
Offense	Reported	Cleared
Murder	0	0
Aggravated Assault	0	0
Simple Assault	0	0
Intimidation	0	0
Stalking	0	0
Forcible Rape	0	0
Forcible Sodomy	0	0
Sexual Assault W/Object	0	0
Forcible Fondling	0	0
Incest	0	0
Statutory Rape	0	0
Kidnapping/Abduction	0	0
Total	0	0

TIBRS Group B Arrests		
Offense	Adult	Juvenile
Bad Checks	0	0
Curfew/Vagrancy	0	0
Disorderly Conduct	0	0
DUI	0	0
Drunkenness	0	0
Family-Non Violent	0	0
Liquor Law Violations	0	0
Peeping Tom	0	0
Trespass	0	0
All Other Offenses	1	0
Total Group B	1	0

TIBRS Group A Offenses	Offenses		Arrests	
	Reported	Cleared	Adult	Juvenile
Crimes Against Persons				
Murder	0	0	0	0
Negligent Manslaughter	0	0	0	0
Kidnapping/Abduction	0	0	0	0
Forcible Rape	0	0	0	0
Forcible Sodomy	0	0	0	0
Sexual Assault W/Object	0	0	0	0
Forcible Fondling	0	0	0	0
Incest	0	0	0	0
Statutory Rape	0	0	0	0
Aggravated Assault	0	0	0	0
Simple Assault	0	0	0	0
Intimidation	0	0	0	0
Stalking	0	0	0	0
Commercial Sex Acts	0	0	0	0
Involuntary Servitude	0	0	0	0
Crimes Against Property				
Arson	0	0	0	0
Bribery	0	0	0	0
Burglary	0	0	0	0
Counterfeiting/Forgery	0	0	0	0
Destruction/Damage/Vandalism	0	0	0	0
Embezzlement	0	0	0	0
Extortion/Blackmail	0	0	0	0
Fraud - False Pretenses	0	0	0	0
Fraud - Credit Card/ATM	0	0	0	0
Fraud - Impersonation	0	0	0	0
Fraud - Welfare	0	0	0	0
Fraud - Wire	0	0	0	0
Motor Vehicle Theft	0	0	0	0
Robbery	0	0	0	0
Stolen Property Offenses	0	0	0	0
Theft - Pocket-picking	0	0	0	0
Theft - Purse Snatching	0	0	0	0
Theft - Shoplifting	0	0	0	0
Theft From Building	0	0	0	0
Theft From Coin Machine	0	0	0	0
Theft From Motor Vehicle	0	0	0	0
Theft of Motor Vehicle Parts	0	0	0	0
Theft - All Other Larceny	0	0	0	0
Crimes Against Society				
Drug/Narcotic Violations	26	8	9	0
Drug/Narcotic Equipment Violations	10	3	0	0
Gambling - Betting/Wagering	0	0	0	0
Gambling - Operating/Promoting	0	0	0	0
Gambling - Equipment Violations	0	0	0	0
Gambling - Sports Tampering	0	0	0	0
Pornography/Obscene Material	0	0	0	0
Prostitution	0	0	0	0
Prostitution Assisting/Promoting	0	0	0	0
Purchasing Prostitution	0	0	0	0
Weapon Law Violations	4	1	0	0
Total Group A Offenses	40	12	9	0



2014 Population Estimate	N/A
Offense Overview	
Offense Total	80
Number Cleared	28
Percent Cleared	35.00 %
Group A Crimes per 100,000 population	N/A
Arrest Overview	
Total Arrests	25
Adult Arrests	25
Juvenile Arrests	0
Unknown Age	0
Arrests per 100,000 population	N/A
Average number offenses/incident	1.16

Domestic Violence Victims		
Offense	Reported	Cleared
Murder	0	0
Aggravated Assault	0	0
Simple Assault	0	0
Intimidation	0	0
Stalking	0	0
Forcible Rape	0	0
Forcible Sodomy	0	0
Sexual Assault W/Object	0	0
Forcible Fondling	0	0
Incest	0	0
Statutory Rape	0	0
Kidnapping/Abduction	0	0
Total	0	0

TIBRS Group B Arrests		
Offense	Adult	Juvenile
Bad Checks	0	0
Curfew/Vagrancy	0	0
Disorderly Conduct	0	0
DUI	1	0
Drunkenness	0	0
Family-Non Violent	0	0
Liquor Law Violations	0	0
Peeping Tom	0	0
Trespass	0	0
All Other Offenses	0	0
Total Group B	1	0

TIBRS Group A Offenses	Offenses		Arrests	
	Reported	Cleared	Adult	Juvenile
Crimes Against Persons				
Murder	0	0	0	0
Negligent Manslaughter	0	0	0	0
Kidnapping/Abduction	0	0	0	0
Forcible Rape	0	0	0	0
Forcible Sodomy	0	0	0	0
Sexual Assault W/Object	0	0	0	0
Forcible Fondling	0	0	0	0
Incest	0	0	0	0
Statutory Rape	0	0	0	0
Aggravated Assault	0	0	0	0
Simple Assault	1	1	1	0
Intimidation	0	0	0	0
Stalking	0	0	0	0
Commercial Sex Acts	0	0	0	0
Involuntary Servitude	0	0	0	0
Crimes Against Property				
Arson	0	0	0	0
Bribery	0	0	0	0
Burglary	0	0	0	0
Counterfeiting/Forgery	0	0	0	0
Destruction/Damage/Vandalism	0	0	0	0
Embezzlement	0	0	0	0
Extortion/Blackmail	0	0	0	0
Fraud - False Pretenses	0	0	0	0
Fraud - Credit Card/ATM	0	0	0	0
Fraud - Impersonation	0	0	0	0
Fraud - Welfare	0	0	0	0
Fraud - Wire	0	0	0	0
Motor Vehicle Theft	0	0	0	0
Robbery	0	0	0	0
Stolen Property Offenses	0	0	0	0
Theft - Pocket-picking	0	0	0	0
Theft - Purse Snatching	0	0	0	0
Theft - Shoplifting	0	0	0	0
Theft From Building	0	0	0	0
Theft From Coin Machine	0	0	0	0
Theft From Motor Vehicle	0	0	0	0
Theft of Motor Vehicle Parts	0	0	0	0
Theft - All Other Larceny	0	0	0	0
Crimes Against Society				
Drug/Narcotic Violations	67	21	22	0
Drug/Narcotic Equipment Violations	6	3	0	0
Gambling - Betting/Wagering	0	0	0	0
Gambling - Operating/Promoting	0	0	0	0
Gambling - Equipment Violations	0	0	0	0
Gambling - Sports Tampering	0	0	0	0
Pornography/Obscene Material	0	0	0	0
Prostitution	0	0	0	0
Prostitution Assisting/Promoting	0	0	0	0
Purchasing Prostitution	0	0	0	0
Weapon Law Violations	6	3	1	0
Total Group A Offenses	80	28	24	0



2014 Population Estimate	N/A
Offense Overview	
Offense Total	52
Number Cleared	31
Percent Cleared	59.62 %
Group A Crimes per 100,000 population	N/A
Arrest Overview	
Total Arrests	44
Adult Arrests	44
Juvenile Arrests	0
Unknown Age	0
Arrests per 100,000 population	N/A
Average number offenses/incident	1.13

Domestic Violence Victims		
Offense	Reported	Cleared
Murder	0	0
Aggravated Assault	0	0
Simple Assault	0	0
Intimidation	0	0
Stalking	0	0
Forcible Rape	0	0
Forcible Sodomy	0	0
Sexual Assault W/Object	0	0
Forcible Fondling	0	0
Incest	0	0
Statutory Rape	0	0
Kidnapping/Abduction	0	0
Total	0	0

TIBRS Group B Arrests		
Offense	Adult	Juvenile
Bad Checks	0	0
Curfew/Vagrancy	0	0
Disorderly Conduct	0	0
DUI	0	0
Drunkenness	0	0
Family-Non Violent	0	0
Liquor Law Violations	0	0
Peeping Tom	0	0
Trespass	0	0
All Other Offenses	1	0
Total Group B	1	0

TIBRS Group A Offenses	Offenses		Arrests	
	Reported	Cleared	Adult	Juvenile
Crimes Against Persons				
Murder	0	0	0	0
Negligent Manslaughter	0	0	0	0
Kidnapping/Abduction	0	0	0	0
Forcible Rape	0	0	0	0
Forcible Sodomy	0	0	0	0
Sexual Assault W/Object	0	0	0	0
Forcible Fondling	0	0	0	0
Incest	0	0	0	0
Statutory Rape	0	0	0	0
Aggravated Assault	0	0	0	0
Simple Assault	0	0	0	0
Intimidation	0	0	0	0
Stalking	0	0	0	0
Commercial Sex Acts	0	0	0	0
Involuntary Servitude	0	0	0	0
Crimes Against Property				
Arson	0	0	0	0
Bribery	0	0	0	0
Burglary	0	0	0	0
Counterfeiting/Forgery	0	0	0	0
Destruction/Damage/Vandalism	0	0	0	0
Embezzlement	0	0	0	0
Extortion/Blackmail	0	0	0	0
Fraud - False Pretenses	1	1	2	0
Fraud - Credit Card/ATM	0	0	0	0
Fraud - Impersonation	0	0	0	0
Fraud - Welfare	0	0	0	0
Fraud - Wire	0	0	0	0
Motor Vehicle Theft	0	0	0	0
Robbery	0	0	0	0
Stolen Property Offenses	0	0	0	0
Theft - Pocket-picking	0	0	0	0
Theft - Purse Snatching	0	0	0	0
Theft - Shoplifting	0	0	0	0
Theft From Building	0	0	0	0
Theft From Coin Machine	0	0	0	0
Theft From Motor Vehicle	0	0	0	0
Theft of Motor Vehicle Parts	0	0	0	0
Theft - All Other Larceny	0	0	0	0
Crimes Against Society				
Drug/Narcotic Violations	38	17	25	0
Drug/Narcotic Equipment Violations	12	12	16	0
Gambling - Betting/Wagering	0	0	0	0
Gambling - Operating/Promoting	0	0	0	0
Gambling - Equipment Violations	0	0	0	0
Gambling - Sports Tampering	0	0	0	0
Pornography/Obscene Material	0	0	0	0
Prostitution	0	0	0	0
Prostitution Assisting/Promoting	0	0	0	0
Purchasing Prostitution	0	0	0	0
Weapon Law Violations	1	1	0	0
Total Group A Offenses	52	31	43	0



2014 Population Estimate	N/A
Offense Overview	
Offense Total	210
Number Cleared	93
Percent Cleared	44.29 %
Group A Crimes per 100,000 population	N/A
Arrest Overview	
Total Arrests	76
Adult Arrests	76
Juvenile Arrests	0
Unknown Age	0
Arrests per 100,000 population	N/A
Average number offenses/incident	1.33

Domestic Violence Victims		
Offense	Reported	Cleared
Murder	0	0
Aggravated Assault	0	0
Simple Assault	0	0
Intimidation	0	0
Stalking	0	0
Forcible Rape	0	0
Forcible Sodomy	0	0
Sexual Assault W/Object	0	0
Forcible Fondling	0	0
Incest	0	0
Statutory Rape	0	0
Kidnapping/Abduction	0	0
Total	0	0

TIBRS Group B Arrests		
Offense	Adult	Juvenile
Bad Checks	0	0
Curfew/Vagrancy	0	0
Disorderly Conduct	0	0
DUI	0	0
Drunkenness	0	0
Family-Non Violent	0	0
Liquor Law Violations	0	0
Peeping Tom	0	0
Trespass	0	0
All Other Offenses	2	0
Total Group B	2	0

TIBRS Group A Offenses	Offenses		Arrests	
	Reported	Cleared	Adult	Juvenile
Crimes Against Persons				
Murder	0	0	0	0
Negligent Manslaughter	0	0	0	0
Kidnapping/Abduction	0	0	0	0
Forcible Rape	0	0	0	0
Forcible Sodomy	0	0	0	0
Sexual Assault W/Object	0	0	0	0
Forcible Fondling	0	0	0	0
Incest	0	0	0	0
Statutory Rape	0	0	0	0
Aggravated Assault	1	1	0	0
Simple Assault	0	0	0	0
Intimidation	0	0	0	0
Stalking	0	0	0	0
Commercial Sex Acts	0	0	0	0
Involuntary Servitude	0	0	0	0
Crimes Against Property				
Arson	0	0	0	0
Bribery	0	0	0	0
Burglary	0	0	0	0
Counterfeiting/Forgery	2	2	4	0
Destruction/Damage/Vandalism	0	0	0	0
Embezzlement	0	0	0	0
Extortion/Blackmail	0	0	0	0
Fraud - False Pretenses	0	0	0	0
Fraud - Credit Card/ATM	0	0	0	0
Fraud - Impersonation	0	0	0	0
Fraud - Welfare	0	0	0	0
Fraud - Wire	0	0	0	0
Motor Vehicle Theft	0	0	0	0
Robbery	1	1	1	0
Stolen Property Offenses	0	0	0	0
Theft - Pocket-picking	0	0	0	0
Theft - Purse Snatching	0	0	0	0
Theft - Shoplifting	0	0	0	0
Theft From Building	0	0	0	0
Theft From Coin Machine	0	0	0	0
Theft From Motor Vehicle	0	0	0	0
Theft of Motor Vehicle Parts	0	0	0	0
Theft - All Other Larceny	0	0	0	0
Crimes Against Society				
Drug/Narcotic Violations	148	57	62	0
Drug/Narcotic Equipment Violations	54	29	5	0
Gambling - Betting/Wagering	0	0	0	0
Gambling - Operating/Promoting	0	0	0	0
Gambling - Equipment Violations	0	0	0	0
Gambling - Sports Tampering	0	0	0	0
Pornography/Obscene Material	0	0	0	0
Prostitution	0	0	0	0
Prostitution Assisting/Promoting	0	0	0	0
Purchasing Prostitution	0	0	0	0
Weapon Law Violations	4	3	2	0
Total Group A Offenses	210	93	74	0



12th Judicial Drug Task Force - 2015

2014 Population Estimate	N/A
Offense Overview	
Offense Total	0
Number Cleared	0
Percent Cleared	0.00 %
Group A Crimes per 100,000 population	N/A
Arrest Overview	
Total Arrests	0
Adult Arrests	0
Juvenile Arrests	0
Unknown Age	0
Arrests per 100,000 population	N/A
Average number offenses/incident	0.00

Domestic Violence Victims		
Offense	Reported	Cleared
Murder	0	0
Aggravated Assault	0	0
Simple Assault	0	0
Intimidation	0	0
Stalking	0	0
Forcible Rape	0	0
Forcible Sodomy	0	0
Sexual Assault W/Object	0	0
Forcible Fondling	0	0
Incest	0	0
Statutory Rape	0	0
Kidnapping/Abduction	0	0
Total	0	0

TIBRS Group B Arrests		
Offense	Adult	Juvenile
Bad Checks	0	0
Curfew/Vagrancy	0	0
Disorderly Conduct	0	0
DUI	0	0
Drunkenness	0	0
Family-Non Violent	0	0
Liquor Law Violations	0	0
Peeping Tom	0	0
Trespass	0	0
All Other Offenses	0	0
Total Group B	0	0

TIBRS Group A Offenses	Offenses		Arrests	
	Reported	Cleared	Adult	Juvenile
Crimes Against Persons				
Murder	0	0	0	0
Negligent Manslaughter	0	0	0	0
Kidnapping/Abduction	0	0	0	0
Forcible Rape	0	0	0	0
Forcible Sodomy	0	0	0	0
Sexual Assault W/Object	0	0	0	0
Forcible Fondling	0	0	0	0
Incest	0	0	0	0
Statutory Rape	0	0	0	0
Aggravated Assault	0	0	0	0
Simple Assault	0	0	0	0
Intimidation	0	0	0	0
Stalking	0	0	0	0
Commercial Sex Acts	0	0	0	0
Involuntary Servitude	0	0	0	0
Crimes Against Property				
Arson	0	0	0	0
Bribery	0	0	0	0
Burglary	0	0	0	0
Counterfeiting/Forgery	0	0	0	0
Destruction/Damage/Vandalism	0	0	0	0
Embezzlement	0	0	0	0
Extortion/Blackmail	0	0	0	0
Fraud - False Pretenses	0	0	0	0
Fraud - Credit Card/ATM	0	0	0	0
Fraud - Impersonation	0	0	0	0
Fraud - Welfare	0	0	0	0
Fraud - Wire	0	0	0	0
Motor Vehicle Theft	0	0	0	0
Robbery	0	0	0	0
Stolen Property Offenses	0	0	0	0
Theft - Pocket-picking	0	0	0	0
Theft - Purse Snatching	0	0	0	0
Theft - Shoplifting	0	0	0	0
Theft From Building	0	0	0	0
Theft From Coin Machine	0	0	0	0
Theft From Motor Vehicle	0	0	0	0
Theft of Motor Vehicle Parts	0	0	0	0
Theft - All Other Larceny	0	0	0	0
Crimes Against Society				
Drug/Narcotic Violations	0	0	0	0
Drug/Narcotic Equipment Violations	0	0	0	0
Gambling - Betting/Wagering	0	0	0	0
Gambling - Operating/Promoting	0	0	0	0
Gambling - Equipment Violations	0	0	0	0
Gambling - Sports Tampering	0	0	0	0
Pornography/Obscene Material	0	0	0	0
Prostitution	0	0	0	0
Prostitution Assisting/Promoting	0	0	0	0
Purchasing Prostitution	0	0	0	0
Weapon Law Violations	0	0	0	0
Total Group A Offenses	0	0	0	0



2014 Population Estimate	N/A
Offense Overview	
Offense Total	0
Number Cleared	0
Percent Cleared	0.00 %
Group A Crimes per 100,000 population	N/A
Arrest Overview	
Total Arrests	0
Adult Arrests	0
Juvenile Arrests	0
Unknown Age	0
Arrests per 100,000 population	N/A
Average number offenses/incident	0.00

Domestic Violence Victims		
Offense	Reported	Cleared
Murder	0	0
Aggravated Assault	0	0
Simple Assault	0	0
Intimidation	0	0
Stalking	0	0
Forcible Rape	0	0
Forcible Sodomy	0	0
Sexual Assault W/Object	0	0
Forcible Fondling	0	0
Incest	0	0
Statutory Rape	0	0
Kidnapping/Abduction	0	0
Total	0	0

TIBRS Group B Arrests		
Offense	Adult	Juvenile
Bad Checks	0	0
Curfew/Vagrancy	0	0
Disorderly Conduct	0	0
DUI	0	0
Drunkenness	0	0
Family-Non Violent	0	0
Liquor Law Violations	0	0
Peeping Tom	0	0
Trespass	0	0
All Other Offenses	0	0
Total Group B	0	0

TIBRS Group A Offenses	Offenses		Arrests	
	Reported	Cleared	Adult	Juvenile
Crimes Against Persons				
Murder	0	0	0	0
Negligent Manslaughter	0	0	0	0
Kidnapping/Abduction	0	0	0	0
Forcible Rape	0	0	0	0
Forcible Sodomy	0	0	0	0
Sexual Assault W/Object	0	0	0	0
Forcible Fondling	0	0	0	0
Incest	0	0	0	0
Statutory Rape	0	0	0	0
Aggravated Assault	0	0	0	0
Simple Assault	0	0	0	0
Intimidation	0	0	0	0
Stalking	0	0	0	0
Commercial Sex Acts	0	0	0	0
Involuntary Servitude	0	0	0	0
Crimes Against Property				
Arson	0	0	0	0
Bribery	0	0	0	0
Burglary	0	0	0	0
Counterfeiting/Forgery	0	0	0	0
Destruction/Damage/Vandalism	0	0	0	0
Embezzlement	0	0	0	0
Extortion/Blackmail	0	0	0	0
Fraud - False Pretenses	0	0	0	0
Fraud - Credit Card/ATM	0	0	0	0
Fraud - Impersonation	0	0	0	0
Fraud - Welfare	0	0	0	0
Fraud - Wire	0	0	0	0
Motor Vehicle Theft	0	0	0	0
Robbery	0	0	0	0
Stolen Property Offenses	0	0	0	0
Theft - Pocket-picking	0	0	0	0
Theft - Purse Snatching	0	0	0	0
Theft - Shoplifting	0	0	0	0
Theft From Building	0	0	0	0
Theft From Coin Machine	0	0	0	0
Theft From Motor Vehicle	0	0	0	0
Theft of Motor Vehicle Parts	0	0	0	0
Theft - All Other Larceny	0	0	0	0
Crimes Against Society				
Drug/Narcotic Violations	0	0	0	0
Drug/Narcotic Equipment Violations	0	0	0	0
Gambling - Betting/Wagering	0	0	0	0
Gambling - Operating/Promoting	0	0	0	0
Gambling - Equipment Violations	0	0	0	0
Gambling - Sports Tampering	0	0	0	0
Pornography/Obscene Material	0	0	0	0
Prostitution	0	0	0	0
Prostitution Assisting/Promoting	0	0	0	0
Purchasing Prostitution	0	0	0	0
Weapon Law Violations	0	0	0	0
Total Group A Offenses	0	0	0	0



15th Judicial Drug Task Force - 2015

2014 Population Estimate	N/A
Offense Overview	
Offense Total	119
Number Cleared	41
Percent Cleared	34.45 %
Group A Crimes per 100,000 population	N/A
Arrest Overview	
Total Arrests	20
Adult Arrests	20
Juvenile Arrests	0
Unknown Age	0
Arrests per 100,000 population	N/A
Average number offenses/incident	1.27

Domestic Violence Victims		
Offense	Reported	Cleared
Murder	0	0
Aggravated Assault	0	0
Simple Assault	0	0
Intimidation	0	0
Stalking	0	0
Forcible Rape	0	0
Forcible Sodomy	0	0
Sexual Assault W/Object	0	0
Forcible Fondling	0	0
Incest	0	0
Statutory Rape	0	0
Kidnapping/Abduction	0	0
Total	0	0

TIBRS Group B Arrests		
Offense	Adult	Juvenile
Bad Checks	0	0
Curfew/Vagrancy	0	0
Disorderly Conduct	0	0
DUI	0	0
Drunkenness	0	0
Family-Non Violent	0	0
Liquor Law Violations	0	0
Peeping Tom	0	0
Trespass	0	0
All Other Offenses	0	0
Total Group B	0	0

TIBRS Group A Offenses	Offenses		Arrests	
	Reported	Cleared	Adult	Juvenile
Crimes Against Persons				
Murder	0	0	0	0
Negligent Manslaughter	0	0	0	0
Kidnapping/Abduction	0	0	0	0
Forcible Rape	0	0	0	0
Forcible Sodomy	0	0	0	0
Sexual Assault W/Object	0	0	0	0
Forcible Fondling	0	0	0	0
Incest	0	0	0	0
Statutory Rape	0	0	0	0
Aggravated Assault	0	0	0	0
Simple Assault	0	0	0	0
Intimidation	0	0	0	0
Stalking	0	0	0	0
Commercial Sex Acts	0	0	0	0
Involuntary Servitude	0	0	0	0
Crimes Against Property				
Arson	0	0	0	0
Bribery	0	0	0	0
Burglary	0	0	0	0
Counterfeiting/Forgery	0	0	0	0
Destruction/Damage/Vandalism	0	0	0	0
Embezzlement	0	0	0	0
Extortion/Blackmail	0	0	0	0
Fraud - False Pretenses	7	5	2	0
Fraud - Credit Card/ATM	0	0	0	0
Fraud - Impersonation	0	0	0	0
Fraud - Welfare	0	0	0	0
Fraud - Wire	0	0	0	0
Motor Vehicle Theft	0	0	0	0
Robbery	0	0	0	0
Stolen Property Offenses	0	0	0	0
Theft - Pocket-picking	0	0	0	0
Theft - Purse Snatching	0	0	0	0
Theft - Shoplifting	0	0	0	0
Theft From Building	0	0	0	0
Theft From Coin Machine	0	0	0	0
Theft From Motor Vehicle	0	0	0	0
Theft of Motor Vehicle Parts	0	0	0	0
Theft - All Other Larceny	0	0	0	0
Crimes Against Society				
Drug/Narcotic Violations	88	23	18	0
Drug/Narcotic Equipment Violations	21	10	0	0
Gambling - Betting/Wagering	0	0	0	0
Gambling - Operating/Promoting	0	0	0	0
Gambling - Equipment Violations	0	0	0	0
Gambling - Sports Tampering	0	0	0	0
Pornography/Obscene Material	0	0	0	0
Prostitution	0	0	0	0
Prostitution Assisting/Promoting	0	0	0	0
Purchasing Prostitution	0	0	0	0
Weapon Law Violations	3	3	0	0
Total Group A Offenses	119	41	20	0



2014 Population Estimate	N/A
Offense Overview	
Offense Total	321
Number Cleared	58
Percent Cleared	18.07 %
Group A Crimes per 100,000 population	N/A
Arrest Overview	
Total Arrests	63
Adult Arrests	63
Juvenile Arrests	0
Unknown Age	0
Arrests per 100,000 population	N/A
Average number offenses/incident	1.23

Domestic Violence Victims		
Offense	Reported	Cleared
Murder	0	0
Aggravated Assault	0	0
Simple Assault	0	0
Intimidation	0	0
Stalking	0	0
Forcible Rape	0	0
Forcible Sodomy	0	0
Sexual Assault W/Object	0	0
Forcible Fondling	0	0
Incest	0	0
Statutory Rape	0	0
Kidnapping/Abduction	0	0
Total	0	0

TIBRS Group B Arrests		
Offense	Adult	Juvenile
Bad Checks	0	0
Curfew/Vagrancy	0	0
Disorderly Conduct	0	0
DUI	0	0
Drunkenness	0	0
Family-Non Violent	0	0
Liquor Law Violations	0	0
Peeping Tom	0	0
Trespass	0	0
All Other Offenses	0	0
Total Group B	0	0

TIBRS Group A Offenses	Offenses		Arrests	
	Reported	Cleared	Adult	Juvenile
Crimes Against Persons				
Murder	0	0	0	0
Negligent Manslaughter	0	0	0	0
Kidnapping/Abduction	0	0	0	0
Forcible Rape	0	0	0	0
Forcible Sodomy	0	0	0	0
Sexual Assault W/Object	0	0	0	0
Forcible Fondling	0	0	0	0
Incest	0	0	0	0
Statutory Rape	0	0	0	0
Aggravated Assault	0	0	0	0
Simple Assault	0	0	0	0
Intimidation	0	0	0	0
Stalking	0	0	0	0
Commercial Sex Acts	0	0	0	0
Involuntary Servitude	0	0	0	0
Crimes Against Property				
Arson	0	0	0	0
Bribery	0	0	0	0
Burglary	0	0	0	0
Counterfeiting/Forgery	0	0	0	0
Destruction/Damage/Vandalism	0	0	0	0
Embezzlement	0	0	0	0
Extortion/Blackmail	0	0	0	0
Fraud - False Pretenses	0	0	0	0
Fraud - Credit Card/ATM	0	0	0	0
Fraud - Impersonation	0	0	0	0
Fraud - Welfare	0	0	0	0
Fraud - Wire	0	0	0	0
Motor Vehicle Theft	0	0	0	0
Robbery	0	0	0	0
Stolen Property Offenses	0	0	0	0
Theft - Pocket-picking	0	0	0	0
Theft - Purse Snatching	0	0	0	0
Theft - Shoplifting	0	0	0	0
Theft From Building	0	0	0	0
Theft From Coin Machine	0	0	0	0
Theft From Motor Vehicle	0	0	0	0
Theft of Motor Vehicle Parts	0	0	0	0
Theft - All Other Larceny	0	0	0	0
Crimes Against Society				
Drug/Narcotic Violations	251	46	62	0
Drug/Narcotic Equipment Violations	70	12	1	0
Gambling - Betting/Wagering	0	0	0	0
Gambling - Operating/Promoting	0	0	0	0
Gambling - Equipment Violations	0	0	0	0
Gambling - Sports Tampering	0	0	0	0
Pornography/Obscene Material	0	0	0	0
Prostitution	0	0	0	0
Prostitution Assisting/Promoting	0	0	0	0
Purchasing Prostitution	0	0	0	0
Weapon Law Violations	0	0	0	0
Total Group A Offenses	321	58	63	0



18th Judicial Drug Task Force - 2015

2014 Population Estimate	N/A
Offense Overview	
Offense Total	187
Number Cleared	185
Percent Cleared	98.93 %
Group A Crimes per 100,000 population	N/A
Arrest Overview	
Total Arrests	188
Adult Arrests	188
Juvenile Arrests	0
Unknown Age	0
Arrests per 100,000 population	N/A
Average number offenses/incident	1.60

Domestic Violence Victims		
Offense	Reported	Cleared
Murder	0	0
Aggravated Assault	0	0
Simple Assault	0	0
Intimidation	0	0
Stalking	0	0
Forcible Rape	0	0
Forcible Sodomy	0	0
Sexual Assault W/Object	0	0
Forcible Fondling	0	0
Incest	0	0
Statutory Rape	0	0
Kidnapping/Abduction	0	0
Total	0	0

TIBRS Group B Arrests		
Offense	Adult	Juvenile
Bad Checks	0	0
Curfew/Vagrancy	0	0
Disorderly Conduct	0	0
DUI	0	0
Drunkenness	0	0
Family-Non Violent	0	0
Liquor Law Violations	0	0
Peeping Tom	0	0
Trespass	0	0
All Other Offenses	19	0
Total Group B	19	0

TIBRS Group A Offenses	Offenses		Arrests	
	Reported	Cleared	Adult	Juvenile
Crimes Against Persons				
Murder	0	0	0	0
Negligent Manslaughter	0	0	0	0
Kidnapping/Abduction	0	0	0	0
Forcible Rape	0	0	0	0
Forcible Sodomy	0	0	0	0
Sexual Assault W/Object	0	0	0	0
Forcible Fondling	0	0	0	0
Incest	0	0	0	0
Statutory Rape	0	0	0	0
Aggravated Assault	0	0	0	0
Simple Assault	0	0	0	0
Intimidation	0	0	0	0
Stalking	0	0	0	0
Commercial Sex Acts	0	0	0	0
Involuntary Servitude	0	0	0	0
Crimes Against Property				
Arson	0	0	0	0
Bribery	0	0	0	0
Burglary	0	0	0	0
Counterfeiting/Forgery	2	2	3	0
Destruction/Damage/Vandalism	1	1	1	0
Embezzlement	0	0	0	0
Extortion/Blackmail	0	0	0	0
Fraud - False Pretenses	16	15	20	0
Fraud - Credit Card/ATM	0	0	0	0
Fraud - Impersonation	0	0	0	0
Fraud - Welfare	0	0	0	0
Fraud - Wire	0	0	0	0
Motor Vehicle Theft	0	0	0	0
Robbery	0	0	0	0
Stolen Property Offenses	0	0	0	0
Theft - Pocket-picking	0	0	0	0
Theft - Purse Snatching	0	0	0	0
Theft - Shoplifting	0	0	0	0
Theft From Building	0	0	0	0
Theft From Coin Machine	0	0	0	0
Theft From Motor Vehicle	0	0	0	0
Theft of Motor Vehicle Parts	0	0	0	0
Theft - All Other Larceny	0	0	0	0
Crimes Against Society				
Drug/Narcotic Violations	94	94	129	0
Drug/Narcotic Equipment Violations	57	56	5	0
Gambling - Betting/Wagering	0	0	0	0
Gambling - Operating/Promoting	0	0	0	0
Gambling - Equipment Violations	0	0	0	0
Gambling - Sports Tampering	0	0	0	0
Pornography/Obscene Material	0	0	0	0
Prostitution	6	6	6	0
Prostitution Assisting/Promoting	0	0	0	0
Purchasing Prostitution	0	0	0	0
Weapon Law Violations	11	11	5	0
Total Group A Offenses	187	185	169	0



19th Judicial Drug Task Force - 2015

2014 Population Estimate	N/A
Offense Overview	
Offense Total	234
Number Cleared	121
Percent Cleared	51.71 %
Group A Crimes per 100,000 population	N/A
Arrest Overview	
Total Arrests	90
Adult Arrests	90
Juvenile Arrests	0
Unknown Age	0
Arrests per 100,000 population	N/A
Average number offenses/incident	1.51

Domestic Violence Victims		
Offense	Reported	Cleared
Murder	0	0
Aggravated Assault	0	0
Simple Assault	0	0
Intimidation	0	0
Stalking	0	0
Forcible Rape	0	0
Forcible Sodomy	0	0
Sexual Assault W/Object	0	0
Forcible Fondling	0	0
Incest	0	0
Statutory Rape	0	0
Kidnapping/Abduction	0	0
Total	0	0

TIBRS Group B Arrests		
Offense	Adult	Juvenile
Bad Checks	0	0
Curfew/Vagrancy	0	0
Disorderly Conduct	0	0
DUI	0	0
Drunkenness	0	0
Family-Non Violent	0	0
Liquor Law Violations	0	0
Peeping Tom	0	0
Trespass	0	0
All Other Offenses	0	0
Total Group B	0	0

TIBRS Group A Offenses	Offenses		Arrests	
	Reported	Cleared	Adult	Juvenile
Crimes Against Persons				
Murder	0	0	0	0
Negligent Manslaughter	0	0	0	0
Kidnapping/Abduction	0	0	0	0
Forcible Rape	0	0	0	0
Forcible Sodomy	0	0	0	0
Sexual Assault W/Object	0	0	0	0
Forcible Fondling	0	0	0	0
Incest	0	0	0	0
Statutory Rape	0	0	0	0
Aggravated Assault	0	0	0	0
Simple Assault	1	1	0	0
Intimidation	0	0	0	0
Stalking	0	0	0	0
Commercial Sex Acts	0	0	0	0
Involuntary Servitude	0	0	0	0
Crimes Against Property				
Arson	0	0	0	0
Bribery	0	0	0	0
Burglary	0	0	0	0
Counterfeiting/Forgery	4	1	0	0
Destruction/Damage/Vandalism	0	0	0	0
Embezzlement	0	0	0	0
Extortion/Blackmail	0	0	0	0
Fraud - False Pretenses	5	2	1	0
Fraud - Credit Card/ATM	0	0	0	0
Fraud - Impersonation	0	0	0	0
Fraud - Welfare	0	0	0	0
Fraud - Wire	0	0	0	0
Motor Vehicle Theft	0	0	0	0
Robbery	0	0	0	0
Stolen Property Offenses	0	0	0	0
Theft - Pocket-picking	0	0	0	0
Theft - Purse Snatching	0	0	0	0
Theft - Shoplifting	0	0	0	0
Theft From Building	0	0	0	0
Theft From Coin Machine	0	0	0	0
Theft From Motor Vehicle	0	0	0	0
Theft of Motor Vehicle Parts	0	0	0	0
Theft - All Other Larceny	0	0	0	0
Crimes Against Society				
Drug/Narcotic Violations	142	68	81	0
Drug/Narcotic Equipment Violations	74	47	8	0
Gambling - Betting/Wagering	0	0	0	0
Gambling - Operating/Promoting	0	0	0	0
Gambling - Equipment Violations	0	0	0	0
Gambling - Sports Tampering	0	0	0	0
Pornography/Obscene Material	0	0	0	0
Prostitution	0	0	0	0
Prostitution Assisting/Promoting	0	0	0	0
Purchasing Prostitution	0	0	0	0
Weapon Law Violations	8	2	0	0
Total Group A Offenses	234	121	90	0



2014 Population Estimate	N/A
Offense Overview	
Offense Total	52
Number Cleared	33
Percent Cleared	63.46 %
Group A Crimes per 100,000 population	N/A
Arrest Overview	
Total Arrests	21
Adult Arrests	21
Juvenile Arrests	0
Unknown Age	0
Arrests per 100,000 population	N/A
Average number offenses/incident	1.63

Domestic Violence Victims		
Offense	Reported	Cleared
Murder	0	0
Aggravated Assault	0	0
Simple Assault	0	0
Intimidation	0	0
Stalking	0	0
Forcible Rape	0	0
Forcible Sodomy	0	0
Sexual Assault W/Object	0	0
Forcible Fondling	0	0
Incest	0	0
Statutory Rape	0	0
Kidnapping/Abduction	0	0
Total	0	0

TIBRS Group B Arrests		
Offense	Adult	Juvenile
Bad Checks	0	0
Curfew/Vagrancy	0	0
Disorderly Conduct	0	0
DUI	0	0
Drunkenness	0	0
Family-Non Violent	0	0
Liquor Law Violations	0	0
Peeping Tom	0	0
Trespass	0	0
All Other Offenses	0	0
Total Group B	0	0

TIBRS Group A Offenses	Offenses		Arrests	
	Reported	Cleared	Adult	Juvenile
Crimes Against Persons				
Murder	0	0	0	0
Negligent Manslaughter	0	0	0	0
Kidnapping/Abduction	0	0	0	0
Forcible Rape	0	0	0	0
Forcible Sodomy	0	0	0	0
Sexual Assault W/Object	0	0	0	0
Forcible Fondling	0	0	0	0
Incest	0	0	0	0
Statutory Rape	0	0	0	0
Aggravated Assault	0	0	0	0
Simple Assault	0	0	0	0
Intimidation	0	0	0	0
Stalking	0	0	0	0
Commercial Sex Acts	0	0	0	0
Involuntary Servitude	0	0	0	0
Crimes Against Property				
Arson	0	0	0	0
Bribery	0	0	0	0
Burglary	0	0	0	0
Counterfeiting/Forgery	11	8	0	0
Destruction/Damage/Vandalism	0	0	0	0
Embezzlement	0	0	0	0
Extortion/Blackmail	0	0	0	0
Fraud - False Pretenses	14	10	11	0
Fraud - Credit Card/ATM	0	0	0	0
Fraud - Impersonation	4	3	0	0
Fraud - Welfare	0	0	0	0
Fraud - Wire	0	0	0	0
Motor Vehicle Theft	0	0	0	0
Robbery	0	0	0	0
Stolen Property Offenses	1	1	1	0
Theft - Pocket-picking	0	0	0	0
Theft - Purse Snatching	0	0	0	0
Theft - Shoplifting	0	0	0	0
Theft From Building	0	0	0	0
Theft From Coin Machine	0	0	0	0
Theft From Motor Vehicle	0	0	0	0
Theft of Motor Vehicle Parts	0	0	0	0
Theft - All Other Larceny	0	0	0	0
Crimes Against Society				
Drug/Narcotic Violations	14	7	8	0
Drug/Narcotic Equipment Violations	6	2	0	0
Gambling - Betting/Wagering	0	0	0	0
Gambling - Operating/Promoting	0	0	0	0
Gambling - Equipment Violations	0	0	0	0
Gambling - Sports Tampering	0	0	0	0
Pornography/Obscene Material	0	0	0	0
Prostitution	0	0	0	0
Prostitution Assisting/Promoting	0	0	0	0
Purchasing Prostitution	0	0	0	0
Weapon Law Violations	2	2	1	0
Total Group A Offenses	52	33	21	0



2014 Population Estimate	N/A
Offense Overview	
Offense Total	54
Number Cleared	22
Percent Cleared	40.74 %
Group A Crimes per 100,000 population	N/A
Arrest Overview	
Total Arrests	23
Adult Arrests	23
Juvenile Arrests	0
Unknown Age	0
Arrests per 100,000 population	N/A
Average number offenses/incident	1.32

Domestic Violence Victims		
Offense	Reported	Cleared
Murder	0	0
Aggravated Assault	0	0
Simple Assault	0	0
Intimidation	0	0
Stalking	0	0
Forcible Rape	0	0
Forcible Sodomy	0	0
Sexual Assault W/Object	0	0
Forcible Fondling	0	0
Incest	0	0
Statutory Rape	0	0
Kidnapping/Abduction	0	0
Total	0	0

TIBRS Group B Arrests		
Offense	Adult	Juvenile
Bad Checks	0	0
Curfew/Vagrancy	0	0
Disorderly Conduct	0	0
DUI	0	0
Drunkenness	0	0
Family-Non Violent	0	0
Liquor Law Violations	0	0
Peeping Tom	0	0
Trespass	0	0
All Other Offenses	0	0
Total Group B	0	0

TIBRS Group A Offenses	Offenses		Arrests	
	Reported	Cleared	Adult	Juvenile
Crimes Against Persons				
Murder	0	0	0	0
Negligent Manslaughter	0	0	0	0
Kidnapping/Abduction	0	0	0	0
Forcible Rape	0	0	0	0
Forcible Sodomy	0	0	0	0
Sexual Assault W/Object	0	0	0	0
Forcible Fondling	0	0	0	0
Incest	0	0	0	0
Statutory Rape	0	0	0	0
Aggravated Assault	0	0	0	0
Simple Assault	0	0	0	0
Intimidation	0	0	0	0
Stalking	0	0	0	0
Commercial Sex Acts	0	0	0	0
Involuntary Servitude	0	0	0	0
Crimes Against Property				
Arson	0	0	0	0
Bribery	0	0	0	0
Burglary	0	0	0	0
Counterfeiting/Forgery	0	0	0	0
Destruction/Damage/Vandalism	0	0	0	0
Embezzlement	0	0	0	0
Extortion/Blackmail	0	0	0	0
Fraud - False Pretenses	0	0	0	0
Fraud - Credit Card/ATM	0	0	0	0
Fraud - Impersonation	0	0	0	0
Fraud - Welfare	0	0	0	0
Fraud - Wire	0	0	0	0
Motor Vehicle Theft	0	0	0	0
Robbery	0	0	0	0
Stolen Property Offenses	0	0	0	0
Theft - Pocket-picking	0	0	0	0
Theft - Purse Snatching	0	0	0	0
Theft - Shoplifting	0	0	0	0
Theft From Building	0	0	0	0
Theft From Coin Machine	0	0	0	0
Theft From Motor Vehicle	0	0	0	0
Theft of Motor Vehicle Parts	0	0	0	0
Theft - All Other Larceny	0	0	0	0
Crimes Against Society				
Drug/Narcotic Violations	37	11	20	0
Drug/Narcotic Equipment Violations	16	10	2	0
Gambling - Betting/Wagering	0	0	0	0
Gambling - Operating/Promoting	0	0	0	0
Gambling - Equipment Violations	0	0	0	0
Gambling - Sports Tampering	0	0	0	0
Pornography/Obscene Material	0	0	0	0
Prostitution	0	0	0	0
Prostitution Assisting/Promoting	0	0	0	0
Purchasing Prostitution	0	0	0	0
Weapon Law Violations	1	1	1	0
Total Group A Offenses	54	22	23	0



2014 Population Estimate	N/A
Offense Overview	
Offense Total	17
Number Cleared	11
Percent Cleared	64.71 %
Group A Crimes per 100,000 population	N/A
Arrest Overview	
Total Arrests	9
Adult Arrests	9
Juvenile Arrests	0
Unknown Age	0
Arrests per 100,000 population	N/A
Average number offenses/incident	1.31

Domestic Violence Victims		
Offense	Reported	Cleared
Murder	0	0
Aggravated Assault	0	0
Simple Assault	0	0
Intimidation	0	0
Stalking	0	0
Forcible Rape	0	0
Forcible Sodomy	0	0
Sexual Assault W/Object	0	0
Forcible Fondling	0	0
Incest	0	0
Statutory Rape	0	0
Kidnapping/Abduction	0	0
Total	0	0

TIBRS Group B Arrests		
Offense	Adult	Juvenile
Bad Checks	0	0
Curfew/Vagrancy	0	0
Disorderly Conduct	0	0
DUI	0	0
Drunkenness	0	0
Family-Non Violent	0	0
Liquor Law Violations	0	0
Peeping Tom	0	0
Trespass	0	0
All Other Offenses	0	0
Total Group B	0	0

TIBRS Group A Offenses	Offenses		Arrests	
	Reported	Cleared	Adult	Juvenile
Crimes Against Persons				
Murder	0	0	0	0
Negligent Manslaughter	0	0	0	0
Kidnapping/Abduction	0	0	0	0
Forcible Rape	0	0	0	0
Forcible Sodomy	0	0	0	0
Sexual Assault W/Object	0	0	0	0
Forcible Fondling	0	0	0	0
Incest	0	0	0	0
Statutory Rape	0	0	0	0
Aggravated Assault	0	0	0	0
Simple Assault	0	0	0	0
Intimidation	0	0	0	0
Stalking	0	0	0	0
Commercial Sex Acts	0	0	0	0
Involuntary Servitude	0	0	0	0
Crimes Against Property				
Arson	0	0	0	0
Bribery	0	0	0	0
Burglary	0	0	0	0
Counterfeiting/Forgery	0	0	0	0
Destruction/Damage/Vandalism	0	0	0	0
Embezzlement	0	0	0	0
Extortion/Blackmail	0	0	0	0
Fraud - False Pretenses	0	0	0	0
Fraud - Credit Card/ATM	0	0	0	0
Fraud - Impersonation	0	0	0	0
Fraud - Welfare	0	0	0	0
Fraud - Wire	0	0	0	0
Motor Vehicle Theft	0	0	0	0
Robbery	0	0	0	0
Stolen Property Offenses	0	0	0	0
Theft - Pocket-picking	0	0	0	0
Theft - Purse Snatching	0	0	0	0
Theft - Shoplifting	0	0	0	0
Theft From Building	0	0	0	0
Theft From Coin Machine	0	0	0	0
Theft From Motor Vehicle	0	0	0	0
Theft of Motor Vehicle Parts	0	0	0	0
Theft - All Other Larceny	0	0	0	0
Crimes Against Society				
Drug/Narcotic Violations	12	6	8	0
Drug/Narcotic Equipment Violations	4	4	0	0
Gambling - Betting/Wagering	0	0	0	0
Gambling - Operating/Promoting	0	0	0	0
Gambling - Equipment Violations	0	0	0	0
Gambling - Sports Tampering	0	0	0	0
Pornography/Obscene Material	0	0	0	0
Prostitution	0	0	0	0
Prostitution Assisting/Promoting	0	0	0	0
Purchasing Prostitution	0	0	0	0
Weapon Law Violations	1	1	1	0
Total Group A Offenses	17	11	9	0



2014 Population Estimate	N/A
Offense Overview	
Offense Total	87
Number Cleared	53
Percent Cleared	60.92 %
Group A Crimes per 100,000 population	N/A
Arrest Overview	
Total Arrests	83
Adult Arrests	83
Juvenile Arrests	0
Unknown Age	0
Arrests per 100,000 population	N/A
Average number offenses/incident	1.19

Domestic Violence Victims		
Offense	Reported	Cleared
Murder	0	0
Aggravated Assault	0	0
Simple Assault	0	0
Intimidation	0	0
Stalking	0	0
Forcible Rape	0	0
Forcible Sodomy	0	0
Sexual Assault W/Object	0	0
Forcible Fondling	0	0
Incest	0	0
Statutory Rape	0	0
Kidnapping/Abduction	0	0
Total	0	0

TIBRS Group B Arrests		
Offense	Adult	Juvenile
Bad Checks	0	0
Curfew/Vagrancy	0	0
Disorderly Conduct	0	0
DUI	0	0
Drunkenness	0	0
Family-Non Violent	0	0
Liquor Law Violations	0	0
Peeping Tom	0	0
Trespass	0	0
All Other Offenses	9	0
Total Group B	9	0

TIBRS Group A Offenses	Offenses		Arrests	
	Reported	Cleared	Adult	Juvenile
Crimes Against Persons				
Murder	0	0	0	0
Negligent Manslaughter	0	0	0	0
Kidnapping/Abduction	0	0	0	0
Forcible Rape	0	0	0	0
Forcible Sodomy	0	0	0	0
Sexual Assault W/Object	0	0	0	0
Forcible Fondling	0	0	0	0
Incest	0	0	0	0
Statutory Rape	0	0	0	0
Aggravated Assault	1	0	0	0
Simple Assault	0	0	0	0
Intimidation	0	0	0	0
Stalking	0	0	0	0
Commercial Sex Acts	0	0	0	0
Involuntary Servitude	0	0	0	0
Crimes Against Property				
Arson	0	0	0	0
Bribery	0	0	0	0
Burglary	0	0	0	0
Counterfeiting/Forgery	0	0	0	0
Destruction/Damage/Vandalism	0	0	0	0
Embezzlement	0	0	0	0
Extortion/Blackmail	0	0	0	0
Fraud - False Pretenses	0	0	0	0
Fraud - Credit Card/ATM	0	0	0	0
Fraud - Impersonation	0	0	0	0
Fraud - Welfare	0	0	0	0
Fraud - Wire	0	0	0	0
Motor Vehicle Theft	0	0	0	0
Robbery	0	0	0	0
Stolen Property Offenses	0	0	0	0
Theft - Pocket-picking	0	0	0	0
Theft - Purse Snatching	0	0	0	0
Theft - Shoplifting	0	0	0	0
Theft From Building	0	0	0	0
Theft From Coin Machine	0	0	0	0
Theft From Motor Vehicle	0	0	0	0
Theft of Motor Vehicle Parts	0	0	0	0
Theft - All Other Larceny	0	0	0	0
Crimes Against Society				
Drug/Narcotic Violations	66	35	70	0
Drug/Narcotic Equipment Violations	15	13	4	0
Gambling - Betting/Wagering	0	0	0	0
Gambling - Operating/Promoting	0	0	0	0
Gambling - Equipment Violations	0	0	0	0
Gambling - Sports Tampering	0	0	0	0
Pornography/Obscene Material	0	0	0	0
Prostitution	0	0	0	0
Prostitution Assisting/Promoting	0	0	0	0
Purchasing Prostitution	0	0	0	0
Weapon Law Violations	5	5	0	0
Total Group A Offenses	87	53	74	0



2014 Population Estimate	N/A
Offense Overview	
Offense Total	29
Number Cleared	29
Percent Cleared	100.00 %
Group A Crimes per 100,000 population	N/A
Arrest Overview	
Total Arrests	22
Adult Arrests	22
Juvenile Arrests	0
Unknown Age	0
Arrests per 100,000 population	N/A
Average number offenses/incident	1.61

Domestic Violence Victims		
Offense	Reported	Cleared
Murder	0	0
Aggravated Assault	0	0
Simple Assault	0	0
Intimidation	0	0
Stalking	0	0
Forcible Rape	0	0
Forcible Sodomy	0	0
Sexual Assault W/Object	0	0
Forcible Fondling	0	0
Incest	0	0
Statutory Rape	0	0
Kidnapping/Abduction	0	0
Total	0	0

TIBRS Group B Arrests		
Offense	Adult	Juvenile
Bad Checks	0	0
Curfew/Vagrancy	0	0
Disorderly Conduct	0	0
DUI	0	0
Drunkenness	0	0
Family-Non Violent	0	0
Liquor Law Violations	1	0
Peeping Tom	0	0
Trespass	0	0
All Other Offenses	0	0
Total Group B	1	0

TIBRS Group A Offenses	Offenses		Arrests	
	Reported	Cleared	Adult	Juvenile
Crimes Against Persons				
Murder	0	0	0	0
Negligent Manslaughter	0	0	0	0
Kidnapping/Abduction	0	0	0	0
Forcible Rape	0	0	0	0
Forcible Sodomy	0	0	0	0
Sexual Assault W/Object	0	0	0	0
Forcible Fondling	0	0	0	0
Incest	0	0	0	0
Statutory Rape	0	0	0	0
Aggravated Assault	0	0	0	0
Simple Assault	0	0	0	0
Intimidation	0	0	0	0
Stalking	0	0	0	0
Commercial Sex Acts	0	0	0	0
Involuntary Servitude	0	0	0	0
Crimes Against Property				
Arson	0	0	0	0
Bribery	0	0	0	0
Burglary	0	0	0	0
Counterfeiting/Forgery	0	0	0	0
Destruction/Damage/Vandalism	0	0	0	0
Embezzlement	0	0	0	0
Extortion/Blackmail	0	0	0	0
Fraud - False Pretenses	8	8	6	0
Fraud - Credit Card/ATM	0	0	0	0
Fraud - Impersonation	0	0	0	0
Fraud - Welfare	0	0	0	0
Fraud - Wire	0	0	0	0
Motor Vehicle Theft	0	0	0	0
Robbery	0	0	0	0
Stolen Property Offenses	0	0	0	0
Theft - Pocket-picking	0	0	0	0
Theft - Purse Snatching	0	0	0	0
Theft - Shoplifting	0	0	0	0
Theft From Building	0	0	0	0
Theft From Coin Machine	0	0	0	0
Theft From Motor Vehicle	0	0	0	0
Theft of Motor Vehicle Parts	0	0	0	0
Theft - All Other Larceny	0	0	0	0
Crimes Against Society				
Drug/Narcotic Violations	12	12	14	0
Drug/Narcotic Equipment Violations	8	8	1	0
Gambling - Betting/Wagering	0	0	0	0
Gambling - Operating/Promoting	0	0	0	0
Gambling - Equipment Violations	0	0	0	0
Gambling - Sports Tampering	0	0	0	0
Pornography/Obscene Material	0	0	0	0
Prostitution	0	0	0	0
Prostitution Assisting/Promoting	0	0	0	0
Purchasing Prostitution	0	0	0	0
Weapon Law Violations	1	1	0	0
Total Group A Offenses	29	29	21	0



2014 Population Estimate	N/A
Offense Overview	
Offense Total	102
Number Cleared	100
Percent Cleared	98.04 %
Group A Crimes per 100,000 population	N/A
Arrest Overview	
Total Arrests	98
Adult Arrests	97
Juvenile Arrests	1
Unknown Age	0
Arrests per 100,000 population	N/A
Average number offenses/incident	1.65

Domestic Violence Victims		
Offense	Reported	Cleared
Murder	0	0
Aggravated Assault	4	4
Simple Assault	0	0
Intimidation	0	0
Stalking	0	0
Forcible Rape	0	0
Forcible Sodomy	0	0
Sexual Assault W/Object	0	0
Forcible Fondling	0	0
Incest	0	0
Statutory Rape	0	0
Kidnapping/Abduction	0	0
Total	4	4

TIBRS Group B Arrests		
Offense	Adult	Juvenile
Bad Checks	0	0
Curfew/Vagrancy	0	0
Disorderly Conduct	1	0
DUI	0	0
Drunkenness	0	0
Family-Non Violent	0	0
Liquor Law Violations	0	0
Peeping Tom	0	0
Trespass	0	0
All Other Offenses	0	0
Total Group B	1	0

TIBRS Group A Offenses	Offenses		Arrests	
	Reported	Cleared	Adult	Juvenile
Crimes Against Persons				
Murder	0	0	0	0
Negligent Manslaughter	0	0	0	0
Kidnapping/Abduction	0	0	0	0
Forcible Rape	0	0	0	0
Forcible Sodomy	0	0	0	0
Sexual Assault W/Object	0	0	0	0
Forcible Fondling	0	0	0	0
Incest	0	0	0	0
Statutory Rape	0	0	0	0
Aggravated Assault	4	4	5	0
Simple Assault	0	0	0	0
Intimidation	0	0	0	0
Stalking	0	0	0	0
Commercial Sex Acts	0	0	0	0
Involuntary Servitude	0	0	0	0
Crimes Against Property				
Arson	0	0	0	0
Bribery	0	0	0	0
Burglary	0	0	0	0
Counterfeiting/Forgery	0	0	0	0
Destruction/Damage/Vandalism	0	0	0	0
Embezzlement	0	0	0	0
Extortion/Blackmail	0	0	0	0
Fraud - False Pretenses	0	0	0	0
Fraud - Credit Card/ATM	0	0	0	0
Fraud - Impersonation	0	0	0	0
Fraud - Welfare	0	0	0	0
Fraud - Wire	0	0	0	0
Motor Vehicle Theft	0	0	0	0
Robbery	0	0	0	0
Stolen Property Offenses	0	0	0	0
Theft - Pocket-picking	0	0	0	0
Theft - Purse Snatching	0	0	0	0
Theft - Shoplifting	0	0	0	0
Theft From Building	0	0	0	0
Theft From Coin Machine	0	0	0	0
Theft From Motor Vehicle	0	0	0	0
Theft of Motor Vehicle Parts	0	0	0	0
Theft - All Other Larceny	0	0	0	0
Crimes Against Society				
Drug/Narcotic Violations	58	57	80	1
Drug/Narcotic Equipment Violations	36	35	10	0
Gambling - Betting/Wagering	0	0	0	0
Gambling - Operating/Promoting	0	0	0	0
Gambling - Equipment Violations	0	0	0	0
Gambling - Sports Tampering	0	0	0	0
Pornography/Obscene Material	0	0	0	0
Prostitution	0	0	0	0
Prostitution Assisting/Promoting	0	0	0	0
Purchasing Prostitution	0	0	0	0
Weapon Law Violations	4	4	1	0
Total Group A Offenses	102	100	96	1



2014 Population Estimate	N/A
Offense Overview	
Offense Total	2
Number Cleared	1
Percent Cleared	50.00 %
Group A Crimes per 100,000 population	N/A
Arrest Overview	
Total Arrests	1
Adult Arrests	1
Juvenile Arrests	0
Unknown Age	0
Arrests per 100,000 population	N/A
Average number offenses/incident	1.00

Domestic Violence Victims		
Offense	Reported	Cleared
Murder	0	0
Aggravated Assault	0	0
Simple Assault	0	0
Intimidation	0	0
Stalking	0	0
Forcible Rape	0	0
Forcible Sodomy	0	0
Sexual Assault W/Object	0	0
Forcible Fondling	0	0
Incest	0	0
Statutory Rape	0	0
Kidnapping/Abduction	0	0
Total	0	0

TIBRS Group B Arrests		
Offense	Adult	Juvenile
Bad Checks	0	0
Curfew/Vagrancy	0	0
Disorderly Conduct	0	0
DUI	0	0
Drunkenness	0	0
Family-Non Violent	0	0
Liquor Law Violations	0	0
Peeping Tom	0	0
Trespass	0	0
All Other Offenses	0	0
Total Group B	0	0

TIBRS Group A Offenses	Offenses		Arrests	
	Reported	Cleared	Adult	Juvenile
Crimes Against Persons				
Murder	0	0	0	0
Negligent Manslaughter	0	0	0	0
Kidnapping/Abduction	0	0	0	0
Forcible Rape	1	0	0	0
Forcible Sodomy	0	0	0	0
Sexual Assault W/Object	0	0	0	0
Forcible Fondling	0	0	0	0
Incest	0	0	0	0
Statutory Rape	0	0	0	0
Aggravated Assault	0	0	0	0
Simple Assault	0	0	0	0
Intimidation	0	0	0	0
Stalking	1	1	1	0
Commercial Sex Acts	0	0	0	0
Involuntary Servitude	0	0	0	0
Crimes Against Property				
Arson	0	0	0	0
Bribery	0	0	0	0
Burglary	0	0	0	0
Counterfeiting/Forgery	0	0	0	0
Destruction/Damage/Vandalism	0	0	0	0
Embezzlement	0	0	0	0
Extortion/Blackmail	0	0	0	0
Fraud - False Pretenses	0	0	0	0
Fraud - Credit Card/ATM	0	0	0	0
Fraud - Impersonation	0	0	0	0
Fraud - Welfare	0	0	0	0
Fraud - Wire	0	0	0	0
Motor Vehicle Theft	0	0	0	0
Robbery	0	0	0	0
Stolen Property Offenses	0	0	0	0
Theft - Pocket-picking	0	0	0	0
Theft - Purse Snatching	0	0	0	0
Theft - Shoplifting	0	0	0	0
Theft From Building	0	0	0	0
Theft From Coin Machine	0	0	0	0
Theft From Motor Vehicle	0	0	0	0
Theft of Motor Vehicle Parts	0	0	0	0
Theft - All Other Larceny	0	0	0	0
Crimes Against Society				
Drug/Narcotic Violations	0	0	0	0
Drug/Narcotic Equipment Violations	0	0	0	0
Gambling - Betting/Wagering	0	0	0	0
Gambling - Operating/Promoting	0	0	0	0
Gambling - Equipment Violations	0	0	0	0
Gambling - Sports Tampering	0	0	0	0
Pornography/Obscene Material	0	0	0	0
Prostitution	0	0	0	0
Prostitution Assisting/Promoting	0	0	0	0
Purchasing Prostitution	0	0	0	0
Weapon Law Violations	0	0	0	0
Total Group A Offenses	2	1	1	0



2014 Population Estimate	N/A
Offense Overview	
Offense Total	187
Number Cleared	185
Percent Cleared	98.93 %
Group A Crimes per 100,000 population	N/A
Arrest Overview	
Total Arrests	156
Adult Arrests	154
Juvenile Arrests	2
Unknown Age	0
Arrests per 100,000 population	N/A
Average number offenses/incident	1.70

Domestic Violence Victims		
Offense	Reported	Cleared
Murder	0	0
Aggravated Assault	0	0
Simple Assault	0	0
Intimidation	0	0
Stalking	0	0
Forcible Rape	0	0
Forcible Sodomy	0	0
Sexual Assault W/Object	0	0
Forcible Fondling	0	0
Incest	0	0
Statutory Rape	0	0
Kidnapping/Abduction	0	0
Total	0	0

TIBRS Group B Arrests		
Offense	Adult	Juvenile
Bad Checks	0	0
Curfew/Vagrancy	0	0
Disorderly Conduct	1	0
DUI	1	0
Drunkenness	1	0
Family-Non Violent	0	0
Liquor Law Violations	2	0
Peeping Tom	0	0
Trespass	0	0
All Other Offenses	5	0
Total Group B	10	0

TIBRS Group A Offenses	Offenses		Arrests	
	Reported	Cleared	Adult	Juvenile
Crimes Against Persons				
Murder	0	0	0	0
Negligent Manslaughter	0	0	0	0
Kidnapping/Abduction	0	0	0	0
Forcible Rape	0	0	0	0
Forcible Sodomy	0	0	0	0
Sexual Assault W/Object	0	0	0	0
Forcible Fondling	0	0	0	0
Incest	0	0	0	0
Statutory Rape	0	0	0	0
Aggravated Assault	0	0	0	0
Simple Assault	3	3	1	0
Intimidation	0	0	0	0
Stalking	0	0	0	0
Commercial Sex Acts	0	0	0	0
Involuntary Servitude	0	0	0	0
Crimes Against Property				
Arson	0	0	0	0
Bribery	0	0	0	0
Burglary	0	0	0	0
Counterfeiting/Forgery	1	1	1	0
Destruction/Damage/Vandalism	0	0	0	0
Embezzlement	0	0	0	0
Extortion/Blackmail	0	0	0	0
Fraud - False Pretenses	0	0	0	0
Fraud - Credit Card/ATM	0	0	0	0
Fraud - Impersonation	0	0	0	0
Fraud - Welfare	0	0	0	0
Fraud - Wire	0	0	0	0
Motor Vehicle Theft	1	1	1	0
Robbery	0	0	0	0
Stolen Property Offenses	0	0	0	0
Theft - Pocket-picking	0	0	0	0
Theft - Purse Snatching	0	0	0	0
Theft - Shoplifting	0	0	0	0
Theft From Building	0	0	0	0
Theft From Coin Machine	0	0	0	0
Theft From Motor Vehicle	0	0	0	0
Theft of Motor Vehicle Parts	0	0	0	0
Theft - All Other Larceny	0	0	0	0
Crimes Against Society				
Drug/Narcotic Violations	97	95	128	2
Drug/Narcotic Equipment Violations	62	62	8	0
Gambling - Betting/Wagering	0	0	0	0
Gambling - Operating/Promoting	0	0	0	0
Gambling - Equipment Violations	0	0	0	0
Gambling - Sports Tampering	0	0	0	0
Pornography/Obscene Material	0	0	0	0
Prostitution	0	0	0	0
Prostitution Assisting/Promoting	0	0	0	0
Purchasing Prostitution	0	0	0	0
Weapon Law Violations	23	23	5	0
Total Group A Offenses	187	185	144	2





CRIME IN TENNESSEE 2015

STATE AGENCIES

2014 Population Estimate	N/A
Offense Overview	
Offense Total	26
Number Cleared	15
Percent Cleared	57.69 %
Group A Crimes per 100,000 population	N/A
Arrest Overview	
Total Arrests	536
Adult Arrests	534
Juvenile Arrests	2
Unknown Age	0
Arrests per 100,000 population	N/A
Average number offenses/incident	1.00

Domestic Violence Victims		
Offense	Reported	Cleared
Murder	0	0
Aggravated Assault	0	0
Simple Assault	0	0
Intimidation	0	0
Stalking	0	0
Forcible Rape	0	0
Forcible Sodomy	0	0
Sexual Assault W/Object	0	0
Forcible Fondling	0	0
Incest	0	0
Statutory Rape	0	0
Kidnapping/Abduction	0	0
Total	0	0

TIBRS Group B Arrests		
Offense	Adult	Juvenile
Bad Checks	0	0
Curfew/Vagrancy	0	0
Disorderly Conduct	1	0
DUI	0	0
Drunkenness	0	0
Family-Non Violent	0	0
Liquor Law Violations	517	0
Peeping Tom	0	0
Trespass	0	0
All Other Offenses	5	2
Total Group B	523	2

TIBRS Group A Offenses	Offenses		Arrests	
	Reported	Cleared	Adult	Juvenile
Crimes Against Persons				
Murder	0	0	0	0
Negligent Manslaughter	0	0	0	0
Kidnapping/Abduction	0	0	0	0
Forcible Rape	0	0	0	0
Forcible Sodomy	0	0	0	0
Sexual Assault W/Object	0	0	0	0
Forcible Fondling	0	0	0	0
Incest	0	0	0	0
Statutory Rape	0	0	0	0
Aggravated Assault	0	0	0	0
Simple Assault	0	0	0	0
Intimidation	0	0	0	0
Stalking	0	0	0	0
Commercial Sex Acts	0	0	0	0
Involuntary Servitude	0	0	0	0
Crimes Against Property				
Arson	0	0	0	0
Bribery	0	0	0	0
Burglary	0	0	0	0
Counterfeiting/Forgery	5	2	2	0
Destruction/Damage/Vandalism	0	0	0	0
Embezzlement	0	0	0	0
Extortion/Blackmail	0	0	0	0
Fraud - False Pretenses	0	0	0	0
Fraud - Credit Card/ATM	0	0	0	0
Fraud - Impersonation	3	3	3	0
Fraud - Welfare	0	0	0	0
Fraud - Wire	0	0	0	0
Motor Vehicle Theft	0	0	0	0
Robbery	0	0	0	0
Stolen Property Offenses	0	0	0	0
Theft - Pocket-picking	0	0	0	0
Theft - Purse Snatching	0	0	0	0
Theft - Shoplifting	0	0	0	0
Theft From Building	0	0	0	0
Theft From Coin Machine	0	0	0	0
Theft From Motor Vehicle	0	0	0	0
Theft of Motor Vehicle Parts	0	0	0	0
Theft - All Other Larceny	0	0	0	0
Crimes Against Society				
Drug/Narcotic Violations	15	8	4	0
Drug/Narcotic Equipment Violations	0	0	0	0
Gambling - Betting/Wagering	0	0	0	0
Gambling - Operating/Promoting	0	0	0	0
Gambling - Equipment Violations	2	2	2	0
Gambling - Sports Tampering	0	0	0	0
Pornography/Obscene Material	0	0	0	0
Prostitution	0	0	0	0
Prostitution Assisting/Promoting	0	0	0	0
Purchasing Prostitution	0	0	0	0
Weapon Law Violations	1	0	0	0
Total Group A Offenses	26	15	11	0



2014 Population Estimate	N/A
Offense Overview	
Offense Total	432
Number Cleared	24
Percent Cleared	5.56 %
Group A Crimes per 100,000 population	N/A
Arrest Overview	
Total Arrests	27
Adult Arrests	27
Juvenile Arrests	0
Unknown Age	0
Arrests per 100,000 population	N/A
Average number offenses/incident	1.00

Domestic Violence Victims		
Offense	Reported	Cleared
Murder	3	3
Aggravated Assault	1	1
Simple Assault	0	0
Intimidation	0	0
Stalking	0	0
Forcible Rape	1	0
Forcible Sodomy	0	0
Sexual Assault W/Object	0	0
Forcible Fondling	0	0
Incest	0	0
Statutory Rape	0	0
Kidnapping/Abduction	0	0
Total	5	4

TIBRS Group B Arrests		
Offense	Adult	Juvenile
Bad Checks	0	0
Curfew/Vagrancy	0	0
Disorderly Conduct	0	0
DUI	0	0
Drunkenness	0	0
Family-Non Violent	0	0
Liquor Law Violations	0	0
Peeping Tom	0	0
Trespass	0	0
All Other Offenses	6	0
Total Group B	6	0

TIBRS Group A Offenses	Offenses		Arrests	
	Reported	Cleared	Adult	Juvenile
Crimes Against Persons				
Murder	3	3	3	0
Negligent Manslaughter	0	0	0	0
Kidnapping/Abduction	0	0	0	0
Forcible Rape	1	0	0	0
Forcible Sodomy	0	0	0	0
Sexual Assault W/Object	0	0	0	0
Forcible Fondling	0	0	0	0
Incest	0	0	0	0
Statutory Rape	0	0	0	0
Aggravated Assault	1	1	1	0
Simple Assault	0	0	0	0
Intimidation	0	0	0	0
Stalking	0	0	0	0
Commercial Sex Acts	0	0	0	0
Involuntary Servitude	0	0	0	0
Crimes Against Property				
Arson	0	0	0	0
Bribery	1	1	1	0
Burglary	0	0	0	0
Counterfeiting/Forgery	1	1	1	0
Destruction/Damage/Vandalism	0	0	0	0
Embezzlement	4	2	2	0
Extortion/Blackmail	0	0	0	0
Fraud - False Pretenses	0	0	0	0
Fraud - Credit Card/ATM	0	0	0	0
Fraud - Impersonation	1	1	1	0
Fraud - Welfare	1	0	0	0
Fraud - Wire	0	0	0	0
Motor Vehicle Theft	0	0	0	0
Robbery	0	0	0	0
Stolen Property Offenses	0	0	0	0
Theft - Pocket-picking	0	0	0	0
Theft - Purse Snatching	0	0	0	0
Theft - Shoplifting	0	0	0	0
Theft From Building	0	0	0	0
Theft From Coin Machine	0	0	0	0
Theft From Motor Vehicle	0	0	0	0
Theft of Motor Vehicle Parts	0	0	0	0
Theft - All Other Larceny	6	2	1	0
Crimes Against Society				
Drug/Narcotic Violations	401	7	6	0
Drug/Narcotic Equipment Violations	1	0	0	0
Gambling - Betting/Wagering	0	0	0	0
Gambling - Operating/Promoting	0	0	0	0
Gambling - Equipment Violations	0	0	0	0
Gambling - Sports Tampering	0	0	0	0
Pornography/Obscene Material	10	5	5	0
Prostitution	0	0	0	0
Prostitution Assisting/Promoting	1	1	0	0
Purchasing Prostitution	0	0	0	0
Weapon Law Violations	0	0	0	0
Total Group A Offenses	432	24	21	0



2014 Population Estimate	N/A
Offense Overview	
Offense Total	47
Number Cleared	42
Percent Cleared	89.36 %
Group A Crimes per 100,000 population	N/A
Arrest Overview	
Total Arrests	58
Adult Arrests	58
Juvenile Arrests	0
Unknown Age	0
Arrests per 100,000 population	N/A
Average number offenses/incident	1.21

Domestic Violence Victims		
Offense	Reported	Cleared
Murder	0	0
Aggravated Assault	0	0
Simple Assault	0	0
Intimidation	0	0
Stalking	0	0
Forcible Rape	0	0
Forcible Sodomy	0	0
Sexual Assault W/Object	0	0
Forcible Fondling	0	0
Incest	0	0
Statutory Rape	0	0
Kidnapping/Abduction	0	0
Total	0	0

TIBRS Group B Arrests		
Offense	Adult	Juvenile
Bad Checks	0	0
Curfew/Vagrancy	0	0
Disorderly Conduct	0	0
DUI	0	0
Drunkenness	0	0
Family-Non Violent	0	0
Liquor Law Violations	0	0
Peeping Tom	0	0
Trespass	0	0
All Other Offenses	15	0
Total Group B	15	0

TIBRS Group A Offenses	Offenses		Arrests	
	Reported	Cleared	Adult	Juvenile
Crimes Against Persons				
Murder	1	1	1	0
Negligent Manslaughter	1	1	2	0
Kidnapping/Abduction	0	0	0	0
Forcible Rape	0	0	0	0
Forcible Sodomy	1	0	0	0
Sexual Assault W/Object	0	0	0	0
Forcible Fondling	0	0	0	0
Incest	0	0	0	0
Statutory Rape	0	0	0	0
Aggravated Assault	18	16	23	0
Simple Assault	13	11	7	0
Intimidation	0	0	0	0
Stalking	0	0	0	0
Commercial Sex Acts	0	0	0	0
Involuntary Servitude	0	0	0	0
Crimes Against Property				
Arson	0	0	0	0
Bribery	0	0	0	0
Burglary	0	0	0	0
Counterfeiting/Forgery	0	0	0	0
Destruction/Damage/Vandalism	0	0	0	0
Embezzlement	0	0	0	0
Extortion/Blackmail	0	0	0	0
Fraud - False Pretenses	0	0	0	0
Fraud - Credit Card/ATM	0	0	0	0
Fraud - Impersonation	0	0	0	0
Fraud - Welfare	0	0	0	0
Fraud - Wire	0	0	0	0
Motor Vehicle Theft	0	0	0	0
Robbery	1	1	0	0
Stolen Property Offenses	1	1	0	0
Theft - Pocket-picking	0	0	0	0
Theft - Purse Snatching	0	0	0	0
Theft - Shoplifting	0	0	0	0
Theft From Building	0	0	0	0
Theft From Coin Machine	0	0	0	0
Theft From Motor Vehicle	0	0	0	0
Theft of Motor Vehicle Parts	0	0	0	0
Theft - All Other Larceny	0	0	0	0
Crimes Against Society				
Drug/Narcotic Violations	7	7	7	0
Drug/Narcotic Equipment Violations	2	2	2	0
Gambling - Betting/Wagering	0	0	0	0
Gambling - Operating/Promoting	0	0	0	0
Gambling - Equipment Violations	0	0	0	0
Gambling - Sports Tampering	0	0	0	0
Pornography/Obscene Material	0	0	0	0
Prostitution	0	0	0	0
Prostitution Assisting/Promoting	0	0	0	0
Purchasing Prostitution	0	0	0	0
Weapon Law Violations	2	2	1	0
Total Group A Offenses	47	42	43	0



2014 Population Estimate	N/A
Offense Overview	
Offense Total	0
Number Cleared	0
Percent Cleared	0.00 %
Group A Crimes per 100,000 population	N/A
Arrest Overview	
Total Arrests	0
Adult Arrests	0
Juvenile Arrests	0
Unknown Age	0
Arrests per 100,000 population	N/A
Average number offenses/incident	0.00

Domestic Violence Victims		
Offense	Reported	Cleared
Murder	0	0
Aggravated Assault	0	0
Simple Assault	0	0
Intimidation	0	0
Stalking	0	0
Forcible Rape	0	0
Forcible Sodomy	0	0
Sexual Assault W/Object	0	0
Forcible Fondling	0	0
Incest	0	0
Statutory Rape	0	0
Kidnapping/Abduction	0	0
Total	0	0

TIBRS Group B Arrests		
Offense	Adult	Juvenile
Bad Checks	0	0
Curfew/Vagrancy	0	0
Disorderly Conduct	0	0
DUI	0	0
Drunkenness	0	0
Family-Non Violent	0	0
Liquor Law Violations	0	0
Peeping Tom	0	0
Trespass	0	0
All Other Offenses	0	0
Total Group B	0	0

TIBRS Group A Offenses	Offenses		Arrests	
	Reported	Cleared	Adult	Juvenile
Crimes Against Persons				
Murder	0	0	0	0
Negligent Manslaughter	0	0	0	0
Kidnapping/Abduction	0	0	0	0
Forcible Rape	0	0	0	0
Forcible Sodomy	0	0	0	0
Sexual Assault W/Object	0	0	0	0
Forcible Fondling	0	0	0	0
Incest	0	0	0	0
Statutory Rape	0	0	0	0
Aggravated Assault	0	0	0	0
Simple Assault	0	0	0	0
Intimidation	0	0	0	0
Stalking	0	0	0	0
Commercial Sex Acts	0	0	0	0
Involuntary Servitude	0	0	0	0
Crimes Against Property				
Arson	0	0	0	0
Bribery	0	0	0	0
Burglary	0	0	0	0
Counterfeiting/Forgery	0	0	0	0
Destruction/Damage/Vandalism	0	0	0	0
Embezzlement	0	0	0	0
Extortion/Blackmail	0	0	0	0
Fraud - False Pretenses	0	0	0	0
Fraud - Credit Card/ATM	0	0	0	0
Fraud - Impersonation	0	0	0	0
Fraud - Welfare	0	0	0	0
Fraud - Wire	0	0	0	0
Motor Vehicle Theft	0	0	0	0
Robbery	0	0	0	0
Stolen Property Offenses	0	0	0	0
Theft - Pocket-picking	0	0	0	0
Theft - Purse Snatching	0	0	0	0
Theft - Shoplifting	0	0	0	0
Theft From Building	0	0	0	0
Theft From Coin Machine	0	0	0	0
Theft From Motor Vehicle	0	0	0	0
Theft of Motor Vehicle Parts	0	0	0	0
Theft - All Other Larceny	0	0	0	0
Crimes Against Society				
Drug/Narcotic Violations	0	0	0	0
Drug/Narcotic Equipment Violations	0	0	0	0
Gambling - Betting/Wagering	0	0	0	0
Gambling - Operating/Promoting	0	0	0	0
Gambling - Equipment Violations	0	0	0	0
Gambling - Sports Tampering	0	0	0	0
Pornography/Obscene Material	0	0	0	0
Prostitution	0	0	0	0
Prostitution Assisting/Promoting	0	0	0	0
Purchasing Prostitution	0	0	0	0
Weapon Law Violations	0	0	0	0
Total Group A Offenses	0	0	0	0



2014 Population Estimate	N/A
Offense Overview	
Offense Total	3,839
Number Cleared	2,993
Percent Cleared	77.96 %
Group A Crimes per 100,000 population	N/A
Arrest Overview	
Total Arrests	8,341
Adult Arrests	8,272
Juvenile Arrests	69
Unknown Age	44
Arrests per 100,000 population	N/A
Average number offenses/incident	1.40

Domestic Violence Victims		
Offense	Reported	Cleared
Murder	0	0
Aggravated Assault	1	1
Simple Assault	6	5
Intimidation	0	0
Stalking	0	0
Forcible Rape	0	0
Forcible Sodomy	0	0
Sexual Assault W/Object	0	0
Forcible Fondling	0	0
Incest	0	0
Statutory Rape	0	0
Kidnapping/Abduction	0	0
Total	7	6

TIBRS Group B Arrests		
Offense	Adult	Juvenile
Bad Checks	0	0
Curfew/Vagrancy	0	0
Disorderly Conduct	0	0
DUI	6,440	43
Drunkenness	6	0
Family-Non Violent	0	0
Liquor Law Violations	3	0
Peeping Tom	0	0
Trespass	0	0
All Other Offenses	18	2
Total Group B	6,467	45

TIBRS Group A Offenses	Offenses		Arrests	
	Reported	Cleared	Adult	Juvenile
Crimes Against Persons				
Murder	0	0	0	0
Negligent Manslaughter	0	0	0	0
Kidnapping/Abduction	0	0	0	0
Forcible Rape	0	0	0	0
Forcible Sodomy	0	0	0	0
Sexual Assault W/Object	0	0	0	0
Forcible Fondling	0	0	0	0
Incest	0	0	0	0
Statutory Rape	1	1	1	0
Aggravated Assault	36	36	18	0
Simple Assault	25	22	16	1
Intimidation	12	8	2	0
Stalking	0	0	0	0
Commercial Sex Acts	0	0	0	0
Involuntary Servitude	0	0	0	0
Crimes Against Property				
Arson	0	0	0	0
Bribery	1	1	1	0
Burglary	0	0	0	0
Counterfeiting/Forgery	93	85	36	2
Destruction/Damage/Vandalism	28	27	16	0
Embezzlement	1	1	0	0
Extortion/Blackmail	0	0	0	0
Fraud - False Pretenses	8	6	4	0
Fraud - Credit Card/ATM	0	0	0	0
Fraud - Impersonation	79	73	47	0
Fraud - Welfare	0	0	0	0
Fraud - Wire	0	0	0	0
Motor Vehicle Theft	75	69	54	2
Robbery	0	0	0	0
Stolen Property Offenses	37	35	23	0
Theft - Pocket-picking	0	0	0	0
Theft - Purse Snatching	1	1	1	0
Theft - Shoplifting	2	1	1	0
Theft From Building	1	0	0	0
Theft From Coin Machine	0	0	0	0
Theft From Motor Vehicle	5	5	2	2
Theft of Motor Vehicle Parts	2	2	1	0
Theft - All Other Larceny	10	10	2	0
Crimes Against Society				
Drug/Narcotic Violations	2,004	1,514	1,157	13
Drug/Narcotic Equipment Violations	1,190	890	294	4
Gambling - Betting/Wagering	0	0	0	0
Gambling - Operating/Promoting	0	0	0	0
Gambling - Equipment Violations	0	0	0	0
Gambling - Sports Tampering	0	0	0	0
Pornography/Obscene Material	1	1	1	0
Prostitution	0	0	0	0
Prostitution Assisting/Promoting	0	0	0	0
Purchasing Prostitution	0	0	0	0
Weapon Law Violations	227	205	128	0
Total Group A Offenses	3,839	2,993	1,805	24



2014 Population Estimate	N/A
Offense Overview	
Offense Total	223
Number Cleared	88
Percent Cleared	39.46 %
Group A Crimes per 100,000 population	N/A
Arrest Overview	
Total Arrests	43
Adult Arrests	43
Juvenile Arrests	0
Unknown Age	0
Arrests per 100,000 population	N/A
Average number offenses/incident	1.25

Domestic Violence Victims		
Offense	Reported	Cleared
Murder	0	0
Aggravated Assault	0	0
Simple Assault	0	0
Intimidation	0	0
Stalking	0	0
Forcible Rape	0	0
Forcible Sodomy	0	0
Sexual Assault W/Object	0	0
Forcible Fondling	0	0
Incest	0	0
Statutory Rape	0	0
Kidnapping/Abduction	0	0
Total	0	0

TIBRS Group B Arrests		
Offense	Adult	Juvenile
Bad Checks	0	0
Curfew/Vagrancy	0	0
Disorderly Conduct	0	0
DUI	0	0
Drunkenness	0	0
Family-Non Violent	0	0
Liquor Law Violations	0	0
Peeping Tom	0	0
Trespass	0	0
All Other Offenses	0	0
Total Group B	0	0

TIBRS Group A Offenses	Offenses		Arrests	
	Reported	Cleared	Adult	Juvenile
Crimes Against Persons				
Murder	0	0	0	0
Negligent Manslaughter	0	0	0	0
Kidnapping/Abduction	0	0	0	0
Forcible Rape	0	0	0	0
Forcible Sodomy	0	0	0	0
Sexual Assault W/Object	0	0	0	0
Forcible Fondling	0	0	0	0
Incest	0	0	0	0
Statutory Rape	0	0	0	0
Aggravated Assault	0	0	0	0
Simple Assault	0	0	0	0
Intimidation	0	0	0	0
Stalking	0	0	0	0
Commercial Sex Acts	0	0	0	0
Involuntary Servitude	0	0	0	0
Crimes Against Property				
Arson	0	0	0	0
Bribery	0	0	0	0
Burglary	0	0	0	0
Counterfeiting/Forgery	4	4	0	0
Destruction/Damage/Vandalism	0	0	0	0
Embezzlement	0	0	0	0
Extortion/Blackmail	0	0	0	0
Fraud - False Pretenses	18	17	0	0
Fraud - Credit Card/ATM	0	0	0	0
Fraud - Impersonation	5	4	0	0
Fraud - Welfare	179	46	42	0
Fraud - Wire	0	0	0	0
Motor Vehicle Theft	0	0	0	0
Robbery	0	0	0	0
Stolen Property Offenses	0	0	0	0
Theft - Pocket-picking	0	0	0	0
Theft - Purse Snatching	0	0	0	0
Theft - Shoplifting	0	0	0	0
Theft From Building	0	0	0	0
Theft From Coin Machine	0	0	0	0
Theft From Motor Vehicle	0	0	0	0
Theft of Motor Vehicle Parts	0	0	0	0
Theft - All Other Larceny	0	0	0	0
Crimes Against Society				
Drug/Narcotic Violations	17	17	1	0
Drug/Narcotic Equipment Violations	0	0	0	0
Gambling - Betting/Wagering	0	0	0	0
Gambling - Operating/Promoting	0	0	0	0
Gambling - Equipment Violations	0	0	0	0
Gambling - Sports Tampering	0	0	0	0
Pornography/Obscene Material	0	0	0	0
Prostitution	0	0	0	0
Prostitution Assisting/Promoting	0	0	0	0
Purchasing Prostitution	0	0	0	0
Weapon Law Violations	0	0	0	0
Total Group A Offenses	223	88	43	0



2014 Population Estimate	N/A
Offense Overview	
Offense Total	2
Number Cleared	0
Percent Cleared	0.00 %
Group A Crimes per 100,000 population	N/A
Arrest Overview	
Total Arrests	0
Adult Arrests	0
Juvenile Arrests	0
Unknown Age	0
Arrests per 100,000 population	N/A
Average number offenses/incident	1.00

Domestic Violence Victims		
Offense	Reported	Cleared
Murder	0	0
Aggravated Assault	0	0
Simple Assault	0	0
Intimidation	0	0
Stalking	0	0
Forcible Rape	0	0
Forcible Sodomy	0	0
Sexual Assault W/Object	0	0
Forcible Fondling	0	0
Incest	0	0
Statutory Rape	0	0
Kidnapping/Abduction	0	0
Total	0	0

TIBRS Group B Arrests		
Offense	Adult	Juvenile
Bad Checks	0	0
Curfew/Vagrancy	0	0
Disorderly Conduct	0	0
DUI	0	0
Drunkenness	0	0
Family-Non Violent	0	0
Liquor Law Violations	0	0
Peeping Tom	0	0
Trespass	0	0
All Other Offenses	0	0
Total Group B	0	0

TIBRS Group A Offenses	Offenses		Arrests	
	Reported	Cleared	Adult	Juvenile
Crimes Against Persons				
Murder	0	0	0	0
Negligent Manslaughter	0	0	0	0
Kidnapping/Abduction	0	0	0	0
Forcible Rape	0	0	0	0
Forcible Sodomy	0	0	0	0
Sexual Assault W/Object	0	0	0	0
Forcible Fondling	0	0	0	0
Incest	0	0	0	0
Statutory Rape	0	0	0	0
Aggravated Assault	0	0	0	0
Simple Assault	0	0	0	0
Intimidation	0	0	0	0
Stalking	0	0	0	0
Commercial Sex Acts	0	0	0	0
Involuntary Servitude	0	0	0	0
Crimes Against Property				
Arson	2	0	0	0
Bribery	0	0	0	0
Burglary	0	0	0	0
Counterfeiting/Forgery	0	0	0	0
Destruction/Damage/Vandalism	0	0	0	0
Embezzlement	0	0	0	0
Extortion/Blackmail	0	0	0	0
Fraud - False Pretenses	0	0	0	0
Fraud - Credit Card/ATM	0	0	0	0
Fraud - Impersonation	0	0	0	0
Fraud - Welfare	0	0	0	0
Fraud - Wire	0	0	0	0
Motor Vehicle Theft	0	0	0	0
Robbery	0	0	0	0
Stolen Property Offenses	0	0	0	0
Theft - Pocket-picking	0	0	0	0
Theft - Purse Snatching	0	0	0	0
Theft - Shoplifting	0	0	0	0
Theft From Building	0	0	0	0
Theft From Coin Machine	0	0	0	0
Theft From Motor Vehicle	0	0	0	0
Theft of Motor Vehicle Parts	0	0	0	0
Theft - All Other Larceny	0	0	0	0
Crimes Against Society				
Drug/Narcotic Violations	0	0	0	0
Drug/Narcotic Equipment Violations	0	0	0	0
Gambling - Betting/Wagering	0	0	0	0
Gambling - Operating/Promoting	0	0	0	0
Gambling - Equipment Violations	0	0	0	0
Gambling - Sports Tampering	0	0	0	0
Pornography/Obscene Material	0	0	0	0
Prostitution	0	0	0	0
Prostitution Assisting/Promoting	0	0	0	0
Purchasing Prostitution	0	0	0	0
Weapon Law Violations	0	0	0	0
Total Group A Offenses	2	0	0	0



2014 Population Estimate	N/A
Offense Overview	
Offense Total	29
Number Cleared	29
Percent Cleared	100.00 %
Group A Crimes per 100,000 population	N/A
Arrest Overview	
Total Arrests	56
Adult Arrests	55
Juvenile Arrests	1
Unknown Age	0
Arrests per 100,000 population	N/A
Average number offenses/incident	1.53

Domestic Violence Victims		
Offense	Reported	Cleared
Murder	0	0
Aggravated Assault	0	0
Simple Assault	0	0
Intimidation	0	0
Stalking	0	0
Forcible Rape	0	0
Forcible Sodomy	0	0
Sexual Assault W/Object	0	0
Forcible Fondling	0	0
Incest	0	0
Statutory Rape	0	0
Kidnapping/Abduction	0	0
Total	0	0

TIBRS Group B Arrests		
Offense	Adult	Juvenile
Bad Checks	0	0
Curfew/Vagrancy	0	0
Disorderly Conduct	0	0
DUI	11	0
Drunkenness	2	0
Family-Non Violent	0	0
Liquor Law Violations	1	0
Peeping Tom	0	0
Trespass	0	0
All Other Offenses	23	0
Total Group B	37	0

TIBRS Group A Offenses	Offenses		Arrests	
	Reported	Cleared	Adult	Juvenile
Crimes Against Persons				
Murder	0	0	0	0
Negligent Manslaughter	0	0	0	0
Kidnapping/Abduction	0	0	0	0
Forcible Rape	0	0	0	0
Forcible Sodomy	0	0	0	0
Sexual Assault W/Object	0	0	0	0
Forcible Fondling	0	0	0	0
Incest	0	0	0	0
Statutory Rape	0	0	0	0
Aggravated Assault	0	0	0	0
Simple Assault	0	0	0	0
Intimidation	0	0	0	0
Stalking	0	0	0	0
Commercial Sex Acts	0	0	0	0
Involuntary Servitude	0	0	0	0
Crimes Against Property				
Arson	0	0	0	0
Bribery	0	0	0	0
Burglary	0	0	0	0
Counterfeiting/Forgery	0	0	0	0
Destruction/Damage/Vandalism	0	0	0	0
Embezzlement	0	0	0	0
Extortion/Blackmail	0	0	0	0
Fraud - False Pretenses	0	0	0	0
Fraud - Credit Card/ATM	0	0	0	0
Fraud - Impersonation	0	0	0	0
Fraud - Welfare	0	0	0	0
Fraud - Wire	0	0	0	0
Motor Vehicle Theft	0	0	0	0
Robbery	0	0	0	0
Stolen Property Offenses	0	0	0	0
Theft - Pocket-picking	0	0	0	0
Theft - Purse Snatching	0	0	0	0
Theft - Shoplifting	0	0	0	0
Theft From Building	0	0	0	0
Theft From Coin Machine	0	0	0	0
Theft From Motor Vehicle	0	0	0	0
Theft of Motor Vehicle Parts	0	0	0	0
Theft - All Other Larceny	0	0	0	0
Crimes Against Society				
Drug/Narcotic Violations	17	17	16	1
Drug/Narcotic Equipment Violations	12	12	2	0
Gambling - Betting/Wagering	0	0	0	0
Gambling - Operating/Promoting	0	0	0	0
Gambling - Equipment Violations	0	0	0	0
Gambling - Sports Tampering	0	0	0	0
Pornography/Obscene Material	0	0	0	0
Prostitution	0	0	0	0
Prostitution Assisting/Promoting	0	0	0	0
Purchasing Prostitution	0	0	0	0
Weapon Law Violations	0	0	0	0
Total Group A Offenses	29	29	18	1



2014 Population Estimate	N/A
Offense Overview	
Offense Total	0
Number Cleared	0
Percent Cleared	0.00 %
Group A Crimes per 100,000 population	N/A
Arrest Overview	
Total Arrests	26
Adult Arrests	21
Juvenile Arrests	5
Unknown Age	0
Arrests per 100,000 population	N/A
Average number offenses/incident	0.00

Domestic Violence Victims		
Offense	Reported	Cleared
Murder	0	0
Aggravated Assault	0	0
Simple Assault	0	0
Intimidation	0	0
Stalking	0	0
Forcible Rape	0	0
Forcible Sodomy	0	0
Sexual Assault W/Object	0	0
Forcible Fondling	0	0
Incest	0	0
Statutory Rape	0	0
Kidnapping/Abduction	0	0
Total	0	0

TIBRS Group B Arrests		
Offense	Adult	Juvenile
Bad Checks	0	0
Curfew/Vagrancy	0	0
Disorderly Conduct	0	0
DUI	15	0
Drunkenness	0	0
Family-Non Violent	0	0
Liquor Law Violations	4	2
Peeping Tom	0	0
Trespass	0	0
All Other Offenses	2	3
Total Group B	21	5

TIBRS Group A Offenses	Offenses		Arrests	
	Reported	Cleared	Adult	Juvenile
Crimes Against Persons				
Murder	0	0	0	0
Negligent Manslaughter	0	0	0	0
Kidnapping/Abduction	0	0	0	0
Forcible Rape	0	0	0	0
Forcible Sodomy	0	0	0	0
Sexual Assault W/Object	0	0	0	0
Forcible Fondling	0	0	0	0
Incest	0	0	0	0
Statutory Rape	0	0	0	0
Aggravated Assault	0	0	0	0
Simple Assault	0	0	0	0
Intimidation	0	0	0	0
Stalking	0	0	0	0
Commercial Sex Acts	0	0	0	0
Involuntary Servitude	0	0	0	0
Crimes Against Property				
Arson	0	0	0	0
Bribery	0	0	0	0
Burglary	0	0	0	0
Counterfeiting/Forgery	0	0	0	0
Destruction/Damage/Vandalism	0	0	0	0
Embezzlement	0	0	0	0
Extortion/Blackmail	0	0	0	0
Fraud - False Pretenses	0	0	0	0
Fraud - Credit Card/ATM	0	0	0	0
Fraud - Impersonation	0	0	0	0
Fraud - Welfare	0	0	0	0
Fraud - Wire	0	0	0	0
Motor Vehicle Theft	0	0	0	0
Robbery	0	0	0	0
Stolen Property Offenses	0	0	0	0
Theft - Pocket-picking	0	0	0	0
Theft - Purse Snatching	0	0	0	0
Theft - Shoplifting	0	0	0	0
Theft From Building	0	0	0	0
Theft From Coin Machine	0	0	0	0
Theft From Motor Vehicle	0	0	0	0
Theft of Motor Vehicle Parts	0	0	0	0
Theft - All Other Larceny	0	0	0	0
Crimes Against Society				
Drug/Narcotic Violations	0	0	0	0
Drug/Narcotic Equipment Violations	0	0	0	0
Gambling - Betting/Wagering	0	0	0	0
Gambling - Operating/Promoting	0	0	0	0
Gambling - Equipment Violations	0	0	0	0
Gambling - Sports Tampering	0	0	0	0
Pornography/Obscene Material	0	0	0	0
Prostitution	0	0	0	0
Prostitution Assisting/Promoting	0	0	0	0
Purchasing Prostitution	0	0	0	0
Weapon Law Violations	0	0	0	0
Total Group A Offenses	0	0	0	0



2014 Population Estimate	N/A
Offense Overview	
Offense Total	65
Number Cleared	65
Percent Cleared	100.00 %
Group A Crimes per 100,000 population	N/A
Arrest Overview	
Total Arrests	80
Adult Arrests	72
Juvenile Arrests	8
Unknown Age	0
Arrests per 100,000 population	N/A
Average number offenses/incident	1.59

Domestic Violence Victims		
Offense	Reported	Cleared
Murder	0	0
Aggravated Assault	0	0
Simple Assault	0	0
Intimidation	0	0
Stalking	0	0
Forcible Rape	0	0
Forcible Sodomy	0	0
Sexual Assault W/Object	0	0
Forcible Fondling	0	0
Incest	0	0
Statutory Rape	0	0
Kidnapping/Abduction	0	0
Total	0	0

TIBRS Group B Arrests		
Offense	Adult	Juvenile
Bad Checks	0	0
Curfew/Vagrancy	0	0
Disorderly Conduct	0	0
DUI	14	0
Drunkenness	3	0
Family-Non Violent	0	0
Liquor Law Violations	0	2
Peeping Tom	0	0
Trespass	0	0
All Other Offenses	18	1
Total Group B	35	3

TIBRS Group A Offenses	Offenses		Arrests	
	Reported	Cleared	Adult	Juvenile
Crimes Against Persons				
Murder	0	0	0	0
Negligent Manslaughter	0	0	0	0
Kidnapping/Abduction	0	0	0	0
Forcible Rape	0	0	0	0
Forcible Sodomy	0	0	0	0
Sexual Assault W/Object	0	0	0	0
Forcible Fondling	0	0	0	0
Incest	0	0	0	0
Statutory Rape	0	0	0	0
Aggravated Assault	0	0	0	0
Simple Assault	0	0	0	0
Intimidation	0	0	0	0
Stalking	0	0	0	0
Commercial Sex Acts	0	0	0	0
Involuntary Servitude	0	0	0	0
Crimes Against Property				
Arson	0	0	0	0
Bribery	0	0	0	0
Burglary	0	0	0	0
Counterfeiting/Forgery	0	0	0	0
Destruction/Damage/Vandalism	3	3	2	1
Embezzlement	0	0	0	0
Extortion/Blackmail	0	0	0	0
Fraud - False Pretenses	0	0	0	0
Fraud - Credit Card/ATM	0	0	0	0
Fraud - Impersonation	0	0	0	0
Fraud - Welfare	0	0	0	0
Fraud - Wire	0	0	0	0
Motor Vehicle Theft	0	0	0	0
Robbery	0	0	0	0
Stolen Property Offenses	0	0	0	0
Theft - Pocket-picking	0	0	0	0
Theft - Purse Snatching	0	0	0	0
Theft - Shoplifting	0	0	0	0
Theft From Building	0	0	0	0
Theft From Coin Machine	0	0	0	0
Theft From Motor Vehicle	0	0	0	0
Theft of Motor Vehicle Parts	0	0	0	0
Theft - All Other Larceny	0	0	0	0
Crimes Against Society				
Drug/Narcotic Violations	38	38	34	4
Drug/Narcotic Equipment Violations	24	24	1	0
Gambling - Betting/Wagering	0	0	0	0
Gambling - Operating/Promoting	0	0	0	0
Gambling - Equipment Violations	0	0	0	0
Gambling - Sports Tampering	0	0	0	0
Pornography/Obscene Material	0	0	0	0
Prostitution	0	0	0	0
Prostitution Assisting/Promoting	0	0	0	0
Purchasing Prostitution	0	0	0	0
Weapon Law Violations	0	0	0	0
Total Group A Offenses	65	65	37	5



2014 Population Estimate	N/A
Offense Overview	
Offense Total	105
Number Cleared	105
Percent Cleared	100.00 %
Group A Crimes per 100,000 population	N/A
Arrest Overview	
Total Arrests	149
Adult Arrests	136
Juvenile Arrests	13
Unknown Age	0
Arrests per 100,000 population	N/A
Average number offenses/incident	1.36

Domestic Violence Victims		
Offense	Reported	Cleared
Murder	0	0
Aggravated Assault	0	0
Simple Assault	0	0
Intimidation	0	0
Stalking	0	0
Forcible Rape	0	0
Forcible Sodomy	0	0
Sexual Assault W/Object	0	0
Forcible Fondling	0	0
Incest	0	0
Statutory Rape	0	0
Kidnapping/Abduction	0	0
Total	0	0

TIBRS Group B Arrests		
Offense	Adult	Juvenile
Bad Checks	0	0
Curfew/Vagrancy	1	0
Disorderly Conduct	0	0
DUI	20	0
Drunkenness	3	0
Family-Non Violent	0	0
Liquor Law Violations	0	0
Peeping Tom	0	0
Trespass	0	0
All Other Offenses	38	9
Total Group B	62	9

TIBRS Group A Offenses	Offenses		Arrests	
	Reported	Cleared	Adult	Juvenile
Crimes Against Persons				
Murder	0	0	0	0
Negligent Manslaughter	0	0	0	0
Kidnapping/Abduction	0	0	0	0
Forcible Rape	0	0	0	0
Forcible Sodomy	0	0	0	0
Sexual Assault W/Object	0	0	0	0
Forcible Fondling	0	0	0	0
Incest	0	0	0	0
Statutory Rape	0	0	0	0
Aggravated Assault	0	0	0	0
Simple Assault	1	1	1	0
Intimidation	0	0	0	0
Stalking	0	0	0	0
Commercial Sex Acts	0	0	0	0
Involuntary Servitude	0	0	0	0
Crimes Against Property				
Arson	0	0	0	0
Bribery	0	0	0	0
Burglary	0	0	0	0
Counterfeiting/Forgery	0	0	0	0
Destruction/Damage/Vandalism	0	0	0	0
Embezzlement	0	0	0	0
Extortion/Blackmail	0	0	0	0
Fraud - False Pretenses	0	0	0	0
Fraud - Credit Card/ATM	0	0	0	0
Fraud - Impersonation	0	0	0	0
Fraud - Welfare	0	0	0	0
Fraud - Wire	0	0	0	0
Motor Vehicle Theft	0	0	0	0
Robbery	0	0	0	0
Stolen Property Offenses	0	0	0	0
Theft - Pocket-picking	0	0	0	0
Theft - Purse Snatching	0	0	0	0
Theft - Shoplifting	0	0	0	0
Theft From Building	0	0	0	0
Theft From Coin Machine	0	0	0	0
Theft From Motor Vehicle	0	0	0	0
Theft of Motor Vehicle Parts	0	0	0	0
Theft - All Other Larceny	3	3	3	0
Crimes Against Society				
Drug/Narcotic Violations	70	70	66	4
Drug/Narcotic Equipment Violations	31	31	4	0
Gambling - Betting/Wagering	0	0	0	0
Gambling - Operating/Promoting	0	0	0	0
Gambling - Equipment Violations	0	0	0	0
Gambling - Sports Tampering	0	0	0	0
Pornography/Obscene Material	0	0	0	0
Prostitution	0	0	0	0
Prostitution Assisting/Promoting	0	0	0	0
Purchasing Prostitution	0	0	0	0
Weapon Law Violations	0	0	0	0
Total Group A Offenses	105	105	74	4





CRIME IN **TENNESSEE** 2015

STATE PARKS

2014 Population Estimate	N/A
Offense Overview	
Offense Total	6
Number Cleared	2
Percent Cleared	33.33 %
Group A Crimes per 100,000 population	N/A
Arrest Overview	
Total Arrests	16
Adult Arrests	16
Juvenile Arrests	0
Unknown Age	0
Arrests per 100,000 population	N/A
Average number offenses/incident	1.20

Domestic Violence Victims		
Offense	Reported	Cleared
Murder	0	0
Aggravated Assault	0	0
Simple Assault	0	0
Intimidation	0	0
Stalking	0	0
Forcible Rape	0	0
Forcible Sodomy	0	0
Sexual Assault W/Object	0	0
Forcible Fondling	0	0
Incest	0	0
Statutory Rape	0	0
Kidnapping/Abduction	0	0
Total	0	0

TIBRS Group B Arrests		
Offense	Adult	Juvenile
Bad Checks	0	0
Curfew/Vagrancy	0	0
Disorderly Conduct	3	0
DUI	0	0
Drunkenness	5	0
Family-Non Violent	0	0
Liquor Law Violations	0	0
Peeping Tom	0	0
Trespass	6	0
All Other Offenses	0	0
Total Group B	14	0

TIBRS Group A Offenses	Offenses		Arrests	
	Reported	Cleared	Adult	Juvenile
Crimes Against Persons				
Murder	0	0	0	0
Negligent Manslaughter	0	0	0	0
Kidnapping/Abduction	0	0	0	0
Forcible Rape	0	0	0	0
Forcible Sodomy	0	0	0	0
Sexual Assault W/Object	0	0	0	0
Forcible Fondling	0	0	0	0
Incest	0	0	0	0
Statutory Rape	0	0	0	0
Aggravated Assault	0	0	0	0
Simple Assault	2	2	2	0
Intimidation	0	0	0	0
Stalking	0	0	0	0
Commercial Sex Acts	0	0	0	0
Involuntary Servitude	0	0	0	0
Crimes Against Property				
Arson	0	0	0	0
Bribery	0	0	0	0
Burglary	0	0	0	0
Counterfeiting/Forgery	0	0	0	0
Destruction/Damage/Vandalism	0	0	0	0
Embezzlement	0	0	0	0
Extortion/Blackmail	0	0	0	0
Fraud - False Pretenses	0	0	0	0
Fraud - Credit Card/ATM	0	0	0	0
Fraud - Impersonation	0	0	0	0
Fraud - Welfare	0	0	0	0
Fraud - Wire	0	0	0	0
Motor Vehicle Theft	0	0	0	0
Robbery	1	0	0	0
Stolen Property Offenses	0	0	0	0
Theft - Pocket-picking	0	0	0	0
Theft - Purse Snatching	0	0	0	0
Theft - Shoplifting	0	0	0	0
Theft From Building	0	0	0	0
Theft From Coin Machine	0	0	0	0
Theft From Motor Vehicle	0	0	0	0
Theft of Motor Vehicle Parts	0	0	0	0
Theft - All Other Larceny	2	0	0	0
Crimes Against Society				
Drug/Narcotic Violations	0	0	0	0
Drug/Narcotic Equipment Violations	0	0	0	0
Gambling - Betting/Wagering	0	0	0	0
Gambling - Operating/Promoting	0	0	0	0
Gambling - Equipment Violations	0	0	0	0
Gambling - Sports Tampering	0	0	0	0
Pornography/Obscene Material	0	0	0	0
Prostitution	0	0	0	0
Prostitution Assisting/Promoting	0	0	0	0
Purchasing Prostitution	0	0	0	0
Weapon Law Violations	1	0	0	0
Total Group A Offenses	6	2	2	0



2014 Population Estimate	N/A
Offense Overview	
Offense Total	1
Number Cleared	0
Percent Cleared	0.00 %
Group A Crimes per 100,000 population	N/A
Arrest Overview	
Total Arrests	0
Adult Arrests	0
Juvenile Arrests	0
Unknown Age	0
Arrests per 100,000 population	N/A
Average number offenses/incident	1.00

Domestic Violence Victims		
Offense	Reported	Cleared
Murder	0	0
Aggravated Assault	0	0
Simple Assault	0	0
Intimidation	0	0
Stalking	0	0
Forcible Rape	0	0
Forcible Sodomy	0	0
Sexual Assault W/Object	0	0
Forcible Fondling	0	0
Incest	0	0
Statutory Rape	0	0
Kidnapping/Abduction	0	0
Total	0	0

TIBRS Group B Arrests		
Offense	Adult	Juvenile
Bad Checks	0	0
Curfew/Vagrancy	0	0
Disorderly Conduct	0	0
DUI	0	0
Drunkenness	0	0
Family-Non Violent	0	0
Liquor Law Violations	0	0
Peeping Tom	0	0
Trespass	0	0
All Other Offenses	0	0
Total Group B	0	0

TIBRS Group A Offenses	Offenses		Arrests	
	Reported	Cleared	Adult	Juvenile
Crimes Against Persons				
Murder	0	0	0	0
Negligent Manslaughter	0	0	0	0
Kidnapping/Abduction	0	0	0	0
Forcible Rape	0	0	0	0
Forcible Sodomy	0	0	0	0
Sexual Assault W/Object	0	0	0	0
Forcible Fondling	0	0	0	0
Incest	0	0	0	0
Statutory Rape	0	0	0	0
Aggravated Assault	0	0	0	0
Simple Assault	0	0	0	0
Intimidation	0	0	0	0
Stalking	0	0	0	0
Commercial Sex Acts	0	0	0	0
Involuntary Servitude	0	0	0	0
Crimes Against Property				
Arson	0	0	0	0
Bribery	0	0	0	0
Burglary	0	0	0	0
Counterfeiting/Forgery	0	0	0	0
Destruction/Damage/Vandalism	0	0	0	0
Embezzlement	0	0	0	0
Extortion/Blackmail	0	0	0	0
Fraud - False Pretenses	0	0	0	0
Fraud - Credit Card/ATM	0	0	0	0
Fraud - Impersonation	0	0	0	0
Fraud - Welfare	0	0	0	0
Fraud - Wire	0	0	0	0
Motor Vehicle Theft	0	0	0	0
Robbery	0	0	0	0
Stolen Property Offenses	0	0	0	0
Theft - Pocket-picking	0	0	0	0
Theft - Purse Snatching	0	0	0	0
Theft - Shoplifting	0	0	0	0
Theft From Building	0	0	0	0
Theft From Coin Machine	0	0	0	0
Theft From Motor Vehicle	1	0	0	0
Theft of Motor Vehicle Parts	0	0	0	0
Theft - All Other Larceny	0	0	0	0
Crimes Against Society				
Drug/Narcotic Violations	0	0	0	0
Drug/Narcotic Equipment Violations	0	0	0	0
Gambling - Betting/Wagering	0	0	0	0
Gambling - Operating/Promoting	0	0	0	0
Gambling - Equipment Violations	0	0	0	0
Gambling - Sports Tampering	0	0	0	0
Pornography/Obscene Material	0	0	0	0
Prostitution	0	0	0	0
Prostitution Assisting/Promoting	0	0	0	0
Purchasing Prostitution	0	0	0	0
Weapon Law Violations	0	0	0	0
Total Group A Offenses	1	0	0	0



2014 Population Estimate	N/A
Offense Overview	
Offense Total	1
Number Cleared	0
Percent Cleared	0.00 %
Group A Crimes per 100,000 population	N/A
Arrest Overview	
Total Arrests	0
Adult Arrests	0
Juvenile Arrests	0
Unknown Age	0
Arrests per 100,000 population	N/A
Average number offenses/incident	1.00

Domestic Violence Victims		
Offense	Reported	Cleared
Murder	0	0
Aggravated Assault	0	0
Simple Assault	0	0
Intimidation	0	0
Stalking	0	0
Forcible Rape	0	0
Forcible Sodomy	0	0
Sexual Assault W/Object	0	0
Forcible Fondling	0	0
Incest	0	0
Statutory Rape	0	0
Kidnapping/Abduction	0	0
Total	0	0

TIBRS Group B Arrests		
Offense	Adult	Juvenile
Bad Checks	0	0
Curfew/Vagrancy	0	0
Disorderly Conduct	0	0
DUI	0	0
Drunkenness	0	0
Family-Non Violent	0	0
Liquor Law Violations	0	0
Peeping Tom	0	0
Trespass	0	0
All Other Offenses	0	0
Total Group B	0	0

TIBRS Group A Offenses	Offenses		Arrests	
	Reported	Cleared	Adult	Juvenile
Crimes Against Persons				
Murder	0	0	0	0
Negligent Manslaughter	0	0	0	0
Kidnapping/Abduction	0	0	0	0
Forcible Rape	0	0	0	0
Forcible Sodomy	0	0	0	0
Sexual Assault W/Object	0	0	0	0
Forcible Fondling	0	0	0	0
Incest	0	0	0	0
Statutory Rape	0	0	0	0
Aggravated Assault	0	0	0	0
Simple Assault	0	0	0	0
Intimidation	0	0	0	0
Stalking	0	0	0	0
Commercial Sex Acts	0	0	0	0
Involuntary Servitude	0	0	0	0
Crimes Against Property				
Arson	0	0	0	0
Bribery	0	0	0	0
Burglary	0	0	0	0
Counterfeiting/Forgery	0	0	0	0
Destruction/Damage/Vandalism	1	0	0	0
Embezzlement	0	0	0	0
Extortion/Blackmail	0	0	0	0
Fraud - False Pretenses	0	0	0	0
Fraud - Credit Card/ATM	0	0	0	0
Fraud - Impersonation	0	0	0	0
Fraud - Welfare	0	0	0	0
Fraud - Wire	0	0	0	0
Motor Vehicle Theft	0	0	0	0
Robbery	0	0	0	0
Stolen Property Offenses	0	0	0	0
Theft - Pocket-picking	0	0	0	0
Theft - Purse Snatching	0	0	0	0
Theft - Shoplifting	0	0	0	0
Theft From Building	0	0	0	0
Theft From Coin Machine	0	0	0	0
Theft From Motor Vehicle	0	0	0	0
Theft of Motor Vehicle Parts	0	0	0	0
Theft - All Other Larceny	0	0	0	0
Crimes Against Society				
Drug/Narcotic Violations	0	0	0	0
Drug/Narcotic Equipment Violations	0	0	0	0
Gambling - Betting/Wagering	0	0	0	0
Gambling - Operating/Promoting	0	0	0	0
Gambling - Equipment Violations	0	0	0	0
Gambling - Sports Tampering	0	0	0	0
Pornography/Obscene Material	0	0	0	0
Prostitution	0	0	0	0
Prostitution Assisting/Promoting	0	0	0	0
Purchasing Prostitution	0	0	0	0
Weapon Law Violations	0	0	0	0
Total Group A Offenses	1	0	0	0



2014 Population Estimate	N/A
Offense Overview	
Offense Total	0
Number Cleared	0
Percent Cleared	0.00 %
Group A Crimes per 100,000 population	N/A
Arrest Overview	
Total Arrests	0
Adult Arrests	0
Juvenile Arrests	0
Unknown Age	0
Arrests per 100,000 population	N/A
Average number offenses/incident	0.00

Domestic Violence Victims		
Offense	Reported	Cleared
Murder	0	0
Aggravated Assault	0	0
Simple Assault	0	0
Intimidation	0	0
Stalking	0	0
Forcible Rape	0	0
Forcible Sodomy	0	0
Sexual Assault W/Object	0	0
Forcible Fondling	0	0
Incest	0	0
Statutory Rape	0	0
Kidnapping/Abduction	0	0
Total	0	0

TIBRS Group B Arrests		
Offense	Adult	Juvenile
Bad Checks	0	0
Curfew/Vagrancy	0	0
Disorderly Conduct	0	0
DUI	0	0
Drunkenness	0	0
Family-Non Violent	0	0
Liquor Law Violations	0	0
Peeping Tom	0	0
Trespass	0	0
All Other Offenses	0	0
Total Group B	0	0

TIBRS Group A Offenses	Offenses		Arrests	
	Reported	Cleared	Adult	Juvenile
Crimes Against Persons				
Murder	0	0	0	0
Negligent Manslaughter	0	0	0	0
Kidnapping/Abduction	0	0	0	0
Forcible Rape	0	0	0	0
Forcible Sodomy	0	0	0	0
Sexual Assault W/Object	0	0	0	0
Forcible Fondling	0	0	0	0
Incest	0	0	0	0
Statutory Rape	0	0	0	0
Aggravated Assault	0	0	0	0
Simple Assault	0	0	0	0
Intimidation	0	0	0	0
Stalking	0	0	0	0
Commercial Sex Acts	0	0	0	0
Involuntary Servitude	0	0	0	0
Crimes Against Property				
Arson	0	0	0	0
Bribery	0	0	0	0
Burglary	0	0	0	0
Counterfeiting/Forgery	0	0	0	0
Destruction/Damage/Vandalism	0	0	0	0
Embezzlement	0	0	0	0
Extortion/Blackmail	0	0	0	0
Fraud - False Pretenses	0	0	0	0
Fraud - Credit Card/ATM	0	0	0	0
Fraud - Impersonation	0	0	0	0
Fraud - Welfare	0	0	0	0
Fraud - Wire	0	0	0	0
Motor Vehicle Theft	0	0	0	0
Robbery	0	0	0	0
Stolen Property Offenses	0	0	0	0
Theft - Pocket-picking	0	0	0	0
Theft - Purse Snatching	0	0	0	0
Theft - Shoplifting	0	0	0	0
Theft From Building	0	0	0	0
Theft From Coin Machine	0	0	0	0
Theft From Motor Vehicle	0	0	0	0
Theft of Motor Vehicle Parts	0	0	0	0
Theft - All Other Larceny	0	0	0	0
Crimes Against Society				
Drug/Narcotic Violations	0	0	0	0
Drug/Narcotic Equipment Violations	0	0	0	0
Gambling - Betting/Wagering	0	0	0	0
Gambling - Operating/Promoting	0	0	0	0
Gambling - Equipment Violations	0	0	0	0
Gambling - Sports Tampering	0	0	0	0
Pornography/Obscene Material	0	0	0	0
Prostitution	0	0	0	0
Prostitution Assisting/Promoting	0	0	0	0
Purchasing Prostitution	0	0	0	0
Weapon Law Violations	0	0	0	0
Total Group A Offenses	0	0	0	0



2014 Population Estimate	N/A
Offense Overview	
Offense Total	0
Number Cleared	0
Percent Cleared	0.00 %
Group A Crimes per 100,000 population	N/A
Arrest Overview	
Total Arrests	0
Adult Arrests	0
Juvenile Arrests	0
Unknown Age	0
Arrests per 100,000 population	N/A
Average number offenses/incident	0.00

Domestic Violence Victims		
Offense	Reported	Cleared
Murder	0	0
Aggravated Assault	0	0
Simple Assault	0	0
Intimidation	0	0
Stalking	0	0
Forcible Rape	0	0
Forcible Sodomy	0	0
Sexual Assault W/Object	0	0
Forcible Fondling	0	0
Incest	0	0
Statutory Rape	0	0
Kidnapping/Abduction	0	0
Total	0	0

TIBRS Group B Arrests		
Offense	Adult	Juvenile
Bad Checks	0	0
Curfew/Vagrancy	0	0
Disorderly Conduct	0	0
DUI	0	0
Drunkenness	0	0
Family-Non Violent	0	0
Liquor Law Violations	0	0
Peeping Tom	0	0
Trespass	0	0
All Other Offenses	0	0
Total Group B	0	0

TIBRS Group A Offenses	Offenses		Arrests	
	Reported	Cleared	Adult	Juvenile
Crimes Against Persons				
Murder	0	0	0	0
Negligent Manslaughter	0	0	0	0
Kidnapping/Abduction	0	0	0	0
Forcible Rape	0	0	0	0
Forcible Sodomy	0	0	0	0
Sexual Assault W/Object	0	0	0	0
Forcible Fondling	0	0	0	0
Incest	0	0	0	0
Statutory Rape	0	0	0	0
Aggravated Assault	0	0	0	0
Simple Assault	0	0	0	0
Intimidation	0	0	0	0
Stalking	0	0	0	0
Commercial Sex Acts	0	0	0	0
Involuntary Servitude	0	0	0	0
Crimes Against Property				
Arson	0	0	0	0
Bribery	0	0	0	0
Burglary	0	0	0	0
Counterfeiting/Forgery	0	0	0	0
Destruction/Damage/Vandalism	0	0	0	0
Embezzlement	0	0	0	0
Extortion/Blackmail	0	0	0	0
Fraud - False Pretenses	0	0	0	0
Fraud - Credit Card/ATM	0	0	0	0
Fraud - Impersonation	0	0	0	0
Fraud - Welfare	0	0	0	0
Fraud - Wire	0	0	0	0
Motor Vehicle Theft	0	0	0	0
Robbery	0	0	0	0
Stolen Property Offenses	0	0	0	0
Theft - Pocket-picking	0	0	0	0
Theft - Purse Snatching	0	0	0	0
Theft - Shoplifting	0	0	0	0
Theft From Building	0	0	0	0
Theft From Coin Machine	0	0	0	0
Theft From Motor Vehicle	0	0	0	0
Theft of Motor Vehicle Parts	0	0	0	0
Theft - All Other Larceny	0	0	0	0
Crimes Against Society				
Drug/Narcotic Violations	0	0	0	0
Drug/Narcotic Equipment Violations	0	0	0	0
Gambling - Betting/Wagering	0	0	0	0
Gambling - Operating/Promoting	0	0	0	0
Gambling - Equipment Violations	0	0	0	0
Gambling - Sports Tampering	0	0	0	0
Pornography/Obscene Material	0	0	0	0
Prostitution	0	0	0	0
Prostitution Assisting/Promoting	0	0	0	0
Purchasing Prostitution	0	0	0	0
Weapon Law Violations	0	0	0	0
Total Group A Offenses	0	0	0	0



2014 Population Estimate	N/A
Offense Overview	
Offense Total	0
Number Cleared	0
Percent Cleared	0.00 %
Group A Crimes per 100,000 population	N/A
Arrest Overview	
Total Arrests	1
Adult Arrests	1
Juvenile Arrests	0
Unknown Age	0
Arrests per 100,000 population	N/A
Average number offenses/incident	0.00

Domestic Violence Victims		
Offense	Reported	Cleared
Murder	0	0
Aggravated Assault	0	0
Simple Assault	0	0
Intimidation	0	0
Stalking	0	0
Forcible Rape	0	0
Forcible Sodomy	0	0
Sexual Assault W/Object	0	0
Forcible Fondling	0	0
Incest	0	0
Statutory Rape	0	0
Kidnapping/Abduction	0	0
Total	0	0

TIBRS Group B Arrests		
Offense	Adult	Juvenile
Bad Checks	0	0
Curfew/Vagrancy	0	0
Disorderly Conduct	0	0
DUI	0	0
Drunkenness	0	0
Family-Non Violent	0	0
Liquor Law Violations	0	0
Peeping Tom	0	0
Trespass	1	0
All Other Offenses	0	0
Total Group B	1	0

TIBRS Group A Offenses	Offenses		Arrests	
	Reported	Cleared	Adult	Juvenile
Crimes Against Persons				
Murder	0	0	0	0
Negligent Manslaughter	0	0	0	0
Kidnapping/Abduction	0	0	0	0
Forcible Rape	0	0	0	0
Forcible Sodomy	0	0	0	0
Sexual Assault W/Object	0	0	0	0
Forcible Fondling	0	0	0	0
Incest	0	0	0	0
Statutory Rape	0	0	0	0
Aggravated Assault	0	0	0	0
Simple Assault	0	0	0	0
Intimidation	0	0	0	0
Stalking	0	0	0	0
Commercial Sex Acts	0	0	0	0
Involuntary Servitude	0	0	0	0
Crimes Against Property				
Arson	0	0	0	0
Bribery	0	0	0	0
Burglary	0	0	0	0
Counterfeiting/Forgery	0	0	0	0
Destruction/Damage/Vandalism	0	0	0	0
Embezzlement	0	0	0	0
Extortion/Blackmail	0	0	0	0
Fraud - False Pretenses	0	0	0	0
Fraud - Credit Card/ATM	0	0	0	0
Fraud - Impersonation	0	0	0	0
Fraud - Welfare	0	0	0	0
Fraud - Wire	0	0	0	0
Motor Vehicle Theft	0	0	0	0
Robbery	0	0	0	0
Stolen Property Offenses	0	0	0	0
Theft - Pocket-picking	0	0	0	0
Theft - Purse Snatching	0	0	0	0
Theft - Shoplifting	0	0	0	0
Theft From Building	0	0	0	0
Theft From Coin Machine	0	0	0	0
Theft From Motor Vehicle	0	0	0	0
Theft of Motor Vehicle Parts	0	0	0	0
Theft - All Other Larceny	0	0	0	0
Crimes Against Society				
Drug/Narcotic Violations	0	0	0	0
Drug/Narcotic Equipment Violations	0	0	0	0
Gambling - Betting/Wagering	0	0	0	0
Gambling - Operating/Promoting	0	0	0	0
Gambling - Equipment Violations	0	0	0	0
Gambling - Sports Tampering	0	0	0	0
Pornography/Obscene Material	0	0	0	0
Prostitution	0	0	0	0
Prostitution Assisting/Promoting	0	0	0	0
Purchasing Prostitution	0	0	0	0
Weapon Law Violations	0	0	0	0
Total Group A Offenses	0	0	0	0



2014 Population Estimate	N/A
Offense Overview	
Offense Total	12
Number Cleared	1
Percent Cleared	8.33 %
Group A Crimes per 100,000 population	N/A
Arrest Overview	
Total Arrests	1
Adult Arrests	1
Juvenile Arrests	0
Unknown Age	0
Arrests per 100,000 population	N/A
Average number offenses/incident	1.20

Domestic Violence Victims		
Offense	Reported	Cleared
Murder	0	0
Aggravated Assault	0	0
Simple Assault	0	0
Intimidation	0	0
Stalking	0	0
Forcible Rape	0	0
Forcible Sodomy	0	0
Sexual Assault W/Object	0	0
Forcible Fondling	0	0
Incest	0	0
Statutory Rape	0	0
Kidnapping/Abduction	0	0
Total	0	0

TIBRS Group B Arrests		
Offense	Adult	Juvenile
Bad Checks	0	0
Curfew/Vagrancy	0	0
Disorderly Conduct	0	0
DUI	0	0
Drunkenness	0	0
Family-Non Violent	0	0
Liquor Law Violations	0	0
Peeping Tom	0	0
Trespass	0	0
All Other Offenses	0	0
Total Group B	0	0

TIBRS Group A Offenses	Offenses		Arrests	
	Reported	Cleared	Adult	Juvenile
Crimes Against Persons				
Murder	0	0	0	0
Negligent Manslaughter	0	0	0	0
Kidnapping/Abduction	0	0	0	0
Forcible Rape	0	0	0	0
Forcible Sodomy	0	0	0	0
Sexual Assault W/Object	0	0	0	0
Forcible Fondling	0	0	0	0
Incest	0	0	0	0
Statutory Rape	0	0	0	0
Aggravated Assault	0	0	0	0
Simple Assault	1	1	1	0
Intimidation	0	0	0	0
Stalking	0	0	0	0
Commercial Sex Acts	0	0	0	0
Involuntary Servitude	0	0	0	0
Crimes Against Property				
Arson	0	0	0	0
Bribery	0	0	0	0
Burglary	0	0	0	0
Counterfeiting/Forgery	0	0	0	0
Destruction/Damage/Vandalism	4	0	0	0
Embezzlement	0	0	0	0
Extortion/Blackmail	0	0	0	0
Fraud - False Pretenses	0	0	0	0
Fraud - Credit Card/ATM	0	0	0	0
Fraud - Impersonation	0	0	0	0
Fraud - Welfare	0	0	0	0
Fraud - Wire	0	0	0	0
Motor Vehicle Theft	0	0	0	0
Robbery	0	0	0	0
Stolen Property Offenses	0	0	0	0
Theft - Pocket-picking	0	0	0	0
Theft - Purse Snatching	0	0	0	0
Theft - Shoplifting	0	0	0	0
Theft From Building	1	0	0	0
Theft From Coin Machine	0	0	0	0
Theft From Motor Vehicle	4	0	0	0
Theft of Motor Vehicle Parts	0	0	0	0
Theft - All Other Larceny	2	0	0	0
Crimes Against Society				
Drug/Narcotic Violations	0	0	0	0
Drug/Narcotic Equipment Violations	0	0	0	0
Gambling - Betting/Wagering	0	0	0	0
Gambling - Operating/Promoting	0	0	0	0
Gambling - Equipment Violations	0	0	0	0
Gambling - Sports Tampering	0	0	0	0
Pornography/Obscene Material	0	0	0	0
Prostitution	0	0	0	0
Prostitution Assisting/Promoting	0	0	0	0
Purchasing Prostitution	0	0	0	0
Weapon Law Violations	0	0	0	0
Total Group A Offenses	12	1	1	0



2014 Population Estimate	N/A
Offense Overview	
Offense Total	3
Number Cleared	0
Percent Cleared	0.00 %
Group A Crimes per 100,000 population	N/A
Arrest Overview	
Total Arrests	3
Adult Arrests	3
Juvenile Arrests	0
Unknown Age	0
Arrests per 100,000 population	N/A
Average number offenses/incident	1.50

Domestic Violence Victims		
Offense	Reported	Cleared
Murder	0	0
Aggravated Assault	0	0
Simple Assault	0	0
Intimidation	0	0
Stalking	0	0
Forcible Rape	0	0
Forcible Sodomy	0	0
Sexual Assault W/Object	0	0
Forcible Fondling	0	0
Incest	0	0
Statutory Rape	0	0
Kidnapping/Abduction	0	0
Total	0	0

TIBRS Group B Arrests		
Offense	Adult	Juvenile
Bad Checks	0	0
Curfew/Vagrancy	0	0
Disorderly Conduct	0	0
DUI	0	0
Drunkenness	0	0
Family-Non Violent	0	0
Liquor Law Violations	0	0
Peeping Tom	0	0
Trespass	0	0
All Other Offenses	3	0
Total Group B	3	0

TIBRS Group A Offenses	Offenses		Arrests	
	Reported	Cleared	Adult	Juvenile
Crimes Against Persons				
Murder	0	0	0	0
Negligent Manslaughter	0	0	0	0
Kidnapping/Abduction	0	0	0	0
Forcible Rape	0	0	0	0
Forcible Sodomy	0	0	0	0
Sexual Assault W/Object	0	0	0	0
Forcible Fondling	0	0	0	0
Incest	0	0	0	0
Statutory Rape	0	0	0	0
Aggravated Assault	0	0	0	0
Simple Assault	0	0	0	0
Intimidation	0	0	0	0
Stalking	0	0	0	0
Commercial Sex Acts	0	0	0	0
Involuntary Servitude	0	0	0	0
Crimes Against Property				
Arson	0	0	0	0
Bribery	0	0	0	0
Burglary	0	0	0	0
Counterfeiting/Forgery	0	0	0	0
Destruction/Damage/Vandalism	2	0	0	0
Embezzlement	0	0	0	0
Extortion/Blackmail	0	0	0	0
Fraud - False Pretenses	0	0	0	0
Fraud - Credit Card/ATM	0	0	0	0
Fraud - Impersonation	0	0	0	0
Fraud - Welfare	0	0	0	0
Fraud - Wire	0	0	0	0
Motor Vehicle Theft	0	0	0	0
Robbery	0	0	0	0
Stolen Property Offenses	0	0	0	0
Theft - Pocket-picking	0	0	0	0
Theft - Purse Snatching	0	0	0	0
Theft - Shoplifting	0	0	0	0
Theft From Building	0	0	0	0
Theft From Coin Machine	0	0	0	0
Theft From Motor Vehicle	0	0	0	0
Theft of Motor Vehicle Parts	0	0	0	0
Theft - All Other Larceny	1	0	0	0
Crimes Against Society				
Drug/Narcotic Violations	0	0	0	0
Drug/Narcotic Equipment Violations	0	0	0	0
Gambling - Betting/Wagering	0	0	0	0
Gambling - Operating/Promoting	0	0	0	0
Gambling - Equipment Violations	0	0	0	0
Gambling - Sports Tampering	0	0	0	0
Pornography/Obscene Material	0	0	0	0
Prostitution	0	0	0	0
Prostitution Assisting/Promoting	0	0	0	0
Purchasing Prostitution	0	0	0	0
Weapon Law Violations	0	0	0	0
Total Group A Offenses	3	0	0	0



2014 Population Estimate	N/A
Offense Overview	
Offense Total	0
Number Cleared	0
Percent Cleared	0.00 %
Group A Crimes per 100,000 population	N/A
Arrest Overview	
Total Arrests	0
Adult Arrests	0
Juvenile Arrests	0
Unknown Age	0
Arrests per 100,000 population	N/A
Average number offenses/incident	0.00

Domestic Violence Victims		
Offense	Reported	Cleared
Murder	0	0
Aggravated Assault	0	0
Simple Assault	0	0
Intimidation	0	0
Stalking	0	0
Forcible Rape	0	0
Forcible Sodomy	0	0
Sexual Assault W/Object	0	0
Forcible Fondling	0	0
Incest	0	0
Statutory Rape	0	0
Kidnapping/Abduction	0	0
Total	0	0

TIBRS Group B Arrests		
Offense	Adult	Juvenile
Bad Checks	0	0
Curfew/Vagrancy	0	0
Disorderly Conduct	0	0
DUI	0	0
Drunkenness	0	0
Family-Non Violent	0	0
Liquor Law Violations	0	0
Peeping Tom	0	0
Trespass	0	0
All Other Offenses	0	0
Total Group B	0	0

TIBRS Group A Offenses	Offenses		Arrests	
	Reported	Cleared	Adult	Juvenile
Crimes Against Persons				
Murder	0	0	0	0
Negligent Manslaughter	0	0	0	0
Kidnapping/Abduction	0	0	0	0
Forcible Rape	0	0	0	0
Forcible Sodomy	0	0	0	0
Sexual Assault W/Object	0	0	0	0
Forcible Fondling	0	0	0	0
Incest	0	0	0	0
Statutory Rape	0	0	0	0
Aggravated Assault	0	0	0	0
Simple Assault	0	0	0	0
Intimidation	0	0	0	0
Stalking	0	0	0	0
Commercial Sex Acts	0	0	0	0
Involuntary Servitude	0	0	0	0
Crimes Against Property				
Arson	0	0	0	0
Bribery	0	0	0	0
Burglary	0	0	0	0
Counterfeiting/Forgery	0	0	0	0
Destruction/Damage/Vandalism	0	0	0	0
Embezzlement	0	0	0	0
Extortion/Blackmail	0	0	0	0
Fraud - False Pretenses	0	0	0	0
Fraud - Credit Card/ATM	0	0	0	0
Fraud - Impersonation	0	0	0	0
Fraud - Welfare	0	0	0	0
Fraud - Wire	0	0	0	0
Motor Vehicle Theft	0	0	0	0
Robbery	0	0	0	0
Stolen Property Offenses	0	0	0	0
Theft - Pocket-picking	0	0	0	0
Theft - Purse Snatching	0	0	0	0
Theft - Shoplifting	0	0	0	0
Theft From Building	0	0	0	0
Theft From Coin Machine	0	0	0	0
Theft From Motor Vehicle	0	0	0	0
Theft of Motor Vehicle Parts	0	0	0	0
Theft - All Other Larceny	0	0	0	0
Crimes Against Society				
Drug/Narcotic Violations	0	0	0	0
Drug/Narcotic Equipment Violations	0	0	0	0
Gambling - Betting/Wagering	0	0	0	0
Gambling - Operating/Promoting	0	0	0	0
Gambling - Equipment Violations	0	0	0	0
Gambling - Sports Tampering	0	0	0	0
Pornography/Obscene Material	0	0	0	0
Prostitution	0	0	0	0
Prostitution Assisting/Promoting	0	0	0	0
Purchasing Prostitution	0	0	0	0
Weapon Law Violations	0	0	0	0
Total Group A Offenses	0	0	0	0



2014 Population Estimate	N/A
Offense Overview	
Offense Total	2
Number Cleared	0
Percent Cleared	0.00 %
Group A Crimes per 100,000 population	N/A
Arrest Overview	
Total Arrests	0
Adult Arrests	0
Juvenile Arrests	0
Unknown Age	0
Arrests per 100,000 population	N/A
Average number offenses/incident	1.00

Domestic Violence Victims		
Offense	Reported	Cleared
Murder	0	0
Aggravated Assault	0	0
Simple Assault	0	0
Intimidation	0	0
Stalking	0	0
Forcible Rape	0	0
Forcible Sodomy	0	0
Sexual Assault W/Object	0	0
Forcible Fondling	0	0
Incest	0	0
Statutory Rape	0	0
Kidnapping/Abduction	0	0
Total	0	0

TIBRS Group B Arrests		
Offense	Adult	Juvenile
Bad Checks	0	0
Curfew/Vagrancy	0	0
Disorderly Conduct	0	0
DUI	0	0
Drunkenness	0	0
Family-Non Violent	0	0
Liquor Law Violations	0	0
Peeping Tom	0	0
Trespass	0	0
All Other Offenses	0	0
Total Group B	0	0

TIBRS Group A Offenses	Offenses		Arrests	
	Reported	Cleared	Adult	Juvenile
Crimes Against Persons				
Murder	0	0	0	0
Negligent Manslaughter	0	0	0	0
Kidnapping/Abduction	0	0	0	0
Forcible Rape	0	0	0	0
Forcible Sodomy	0	0	0	0
Sexual Assault W/Object	0	0	0	0
Forcible Fondling	0	0	0	0
Incest	0	0	0	0
Statutory Rape	0	0	0	0
Aggravated Assault	0	0	0	0
Simple Assault	0	0	0	0
Intimidation	0	0	0	0
Stalking	0	0	0	0
Commercial Sex Acts	0	0	0	0
Involuntary Servitude	0	0	0	0
Crimes Against Property				
Arson	0	0	0	0
Bribery	0	0	0	0
Burglary	0	0	0	0
Counterfeiting/Forgery	0	0	0	0
Destruction/Damage/Vandalism	0	0	0	0
Embezzlement	0	0	0	0
Extortion/Blackmail	0	0	0	0
Fraud - False Pretenses	0	0	0	0
Fraud - Credit Card/ATM	0	0	0	0
Fraud - Impersonation	0	0	0	0
Fraud - Welfare	0	0	0	0
Fraud - Wire	0	0	0	0
Motor Vehicle Theft	0	0	0	0
Robbery	0	0	0	0
Stolen Property Offenses	0	0	0	0
Theft - Pocket-picking	0	0	0	0
Theft - Purse Snatching	0	0	0	0
Theft - Shoplifting	0	0	0	0
Theft From Building	0	0	0	0
Theft From Coin Machine	0	0	0	0
Theft From Motor Vehicle	2	0	0	0
Theft of Motor Vehicle Parts	0	0	0	0
Theft - All Other Larceny	0	0	0	0
Crimes Against Society				
Drug/Narcotic Violations	0	0	0	0
Drug/Narcotic Equipment Violations	0	0	0	0
Gambling - Betting/Wagering	0	0	0	0
Gambling - Operating/Promoting	0	0	0	0
Gambling - Equipment Violations	0	0	0	0
Gambling - Sports Tampering	0	0	0	0
Pornography/Obscene Material	0	0	0	0
Prostitution	0	0	0	0
Prostitution Assisting/Promoting	0	0	0	0
Purchasing Prostitution	0	0	0	0
Weapon Law Violations	0	0	0	0
Total Group A Offenses	2	0	0	0



Cumberland Mountain State Park - 2015

2014 Population Estimate	N/A
Offense Overview	
Offense Total	3
Number Cleared	2
Percent Cleared	66.67 %
Group A Crimes per 100,000 population	N/A
Arrest Overview	
Total Arrests	3
Adult Arrests	3
Juvenile Arrests	0
Unknown Age	0
Arrests per 100,000 population	N/A
Average number offenses/incident	1.00

Domestic Violence Victims		
Offense	Reported	Cleared
Murder	0	0
Aggravated Assault	0	0
Simple Assault	0	0
Intimidation	0	0
Stalking	0	0
Forcible Rape	0	0
Forcible Sodomy	0	0
Sexual Assault W/Object	0	0
Forcible Fondling	0	0
Incest	0	0
Statutory Rape	0	0
Kidnapping/Abduction	0	0
Total	0	0

TIBRS Group B Arrests		
Offense	Adult	Juvenile
Bad Checks	0	0
Curfew/Vagrancy	0	0
Disorderly Conduct	0	0
DUI	0	0
Drunkenness	0	0
Family-Non Violent	0	0
Liquor Law Violations	0	0
Peeping Tom	0	0
Trespass	0	0
All Other Offenses	0	0
Total Group B	0	0

TIBRS Group A Offenses	Offenses		Arrests	
	Reported	Cleared	Adult	Juvenile
Crimes Against Persons				
Murder	0	0	0	0
Negligent Manslaughter	0	0	0	0
Kidnapping/Abduction	0	0	0	0
Forcible Rape	0	0	0	0
Forcible Sodomy	0	0	0	0
Sexual Assault W/Object	0	0	0	0
Forcible Fondling	0	0	0	0
Incest	0	0	0	0
Statutory Rape	0	0	0	0
Aggravated Assault	0	0	0	0
Simple Assault	0	0	0	0
Intimidation	0	0	0	0
Stalking	0	0	0	0
Commercial Sex Acts	0	0	0	0
Involuntary Servitude	0	0	0	0
Crimes Against Property				
Arson	0	0	0	0
Bribery	0	0	0	0
Burglary	1	0	0	0
Counterfeiting/Forgery	0	0	0	0
Destruction/Damage/Vandalism	1	1	1	0
Embezzlement	0	0	0	0
Extortion/Blackmail	0	0	0	0
Fraud - False Pretenses	0	0	0	0
Fraud - Credit Card/ATM	0	0	0	0
Fraud - Impersonation	0	0	0	0
Fraud - Welfare	0	0	0	0
Fraud - Wire	0	0	0	0
Motor Vehicle Theft	0	0	0	0
Robbery	0	0	0	0
Stolen Property Offenses	0	0	0	0
Theft - Pocket-picking	0	0	0	0
Theft - Purse Snatching	0	0	0	0
Theft - Shoplifting	0	0	0	0
Theft From Building	0	0	0	0
Theft From Coin Machine	0	0	0	0
Theft From Motor Vehicle	0	0	0	0
Theft of Motor Vehicle Parts	0	0	0	0
Theft - All Other Larceny	1	1	2	0
Crimes Against Society				
Drug/Narcotic Violations	0	0	0	0
Drug/Narcotic Equipment Violations	0	0	0	0
Gambling - Betting/Wagering	0	0	0	0
Gambling - Operating/Promoting	0	0	0	0
Gambling - Equipment Violations	0	0	0	0
Gambling - Sports Tampering	0	0	0	0
Pornography/Obscene Material	0	0	0	0
Prostitution	0	0	0	0
Prostitution Assisting/Promoting	0	0	0	0
Purchasing Prostitution	0	0	0	0
Weapon Law Violations	0	0	0	0
Total Group A Offenses	3	2	3	0



Cumberland Trail State Park - 2015

2014 Population Estimate	N/A
Offense Overview	
Offense Total	5
Number Cleared	0
Percent Cleared	0.00 %
Group A Crimes per 100,000 population	N/A
Arrest Overview	
Total Arrests	3
Adult Arrests	2
Juvenile Arrests	1
Unknown Age	0
Arrests per 100,000 population	N/A
Average number offenses/incident	1.00

Domestic Violence Victims		
Offense	Reported	Cleared
Murder	0	0
Aggravated Assault	0	0
Simple Assault	0	0
Intimidation	0	0
Stalking	0	0
Forcible Rape	0	0
Forcible Sodomy	0	0
Sexual Assault W/Object	0	0
Forcible Fondling	0	0
Incest	0	0
Statutory Rape	0	0
Kidnapping/Abduction	0	0
Total	0	0

TIBRS Group B Arrests		
Offense	Adult	Juvenile
Bad Checks	0	0
Curfew/Vagrancy	0	0
Disorderly Conduct	0	0
DUI	0	0
Drunkenness	1	1
Family-Non Violent	0	0
Liquor Law Violations	1	0
Peeping Tom	0	0
Trespass	0	0
All Other Offenses	0	0
Total Group B	2	1

TIBRS Group A Offenses	Offenses		Arrests	
	Reported	Cleared	Adult	Juvenile
Crimes Against Persons				
Murder	0	0	0	0
Negligent Manslaughter	0	0	0	0
Kidnapping/Abduction	0	0	0	0
Forcible Rape	0	0	0	0
Forcible Sodomy	0	0	0	0
Sexual Assault W/Object	0	0	0	0
Forcible Fondling	0	0	0	0
Incest	0	0	0	0
Statutory Rape	0	0	0	0
Aggravated Assault	0	0	0	0
Simple Assault	0	0	0	0
Intimidation	0	0	0	0
Stalking	0	0	0	0
Commercial Sex Acts	0	0	0	0
Involuntary Servitude	0	0	0	0
Crimes Against Property				
Arson	0	0	0	0
Bribery	0	0	0	0
Burglary	0	0	0	0
Counterfeiting/Forgery	0	0	0	0
Destruction/Damage/Vandalism	0	0	0	0
Embezzlement	0	0	0	0
Extortion/Blackmail	0	0	0	0
Fraud - False Pretenses	0	0	0	0
Fraud - Credit Card/ATM	0	0	0	0
Fraud - Impersonation	0	0	0	0
Fraud - Welfare	0	0	0	0
Fraud - Wire	0	0	0	0
Motor Vehicle Theft	1	0	0	0
Robbery	0	0	0	0
Stolen Property Offenses	0	0	0	0
Theft - Pocket-picking	0	0	0	0
Theft - Purse Snatching	0	0	0	0
Theft - Shoplifting	0	0	0	0
Theft From Building	0	0	0	0
Theft From Coin Machine	0	0	0	0
Theft From Motor Vehicle	3	0	0	0
Theft of Motor Vehicle Parts	0	0	0	0
Theft - All Other Larceny	1	0	0	0
Crimes Against Society				
Drug/Narcotic Violations	0	0	0	0
Drug/Narcotic Equipment Violations	0	0	0	0
Gambling - Betting/Wagering	0	0	0	0
Gambling - Operating/Promoting	0	0	0	0
Gambling - Equipment Violations	0	0	0	0
Gambling - Sports Tampering	0	0	0	0
Pornography/Obscene Material	0	0	0	0
Prostitution	0	0	0	0
Prostitution Assisting/Promoting	0	0	0	0
Purchasing Prostitution	0	0	0	0
Weapon Law Violations	0	0	0	0
Total Group A Offenses	5	0	0	0



2014 Population Estimate	N/A
Offense Overview	
Offense Total	13
Number Cleared	13
Percent Cleared	100.00 %
Group A Crimes per 100,000 population	N/A
Arrest Overview	
Total Arrests	14
Adult Arrests	14
Juvenile Arrests	0
Unknown Age	0
Arrests per 100,000 population	N/A
Average number offenses/incident	1.86

Domestic Violence Victims		
Offense	Reported	Cleared
Murder	0	0
Aggravated Assault	0	0
Simple Assault	0	0
Intimidation	0	0
Stalking	0	0
Forcible Rape	0	0
Forcible Sodomy	0	0
Sexual Assault W/Object	0	0
Forcible Fondling	0	0
Incest	0	0
Statutory Rape	0	0
Kidnapping/Abduction	0	0
Total	0	0

TIBRS Group B Arrests		
Offense	Adult	Juvenile
Bad Checks	0	0
Curfew/Vagrancy	0	0
Disorderly Conduct	0	0
DUI	0	0
Drunkenness	0	0
Family-Non Violent	0	0
Liquor Law Violations	3	0
Peeping Tom	0	0
Trespass	3	0
All Other Offenses	0	0
Total Group B	6	0

TIBRS Group A Offenses	Offenses		Arrests	
	Reported	Cleared	Adult	Juvenile
Crimes Against Persons				
Murder	0	0	0	0
Negligent Manslaughter	0	0	0	0
Kidnapping/Abduction	0	0	0	0
Forcible Rape	0	0	0	0
Forcible Sodomy	0	0	0	0
Sexual Assault W/Object	0	0	0	0
Forcible Fondling	0	0	0	0
Incest	0	0	0	0
Statutory Rape	0	0	0	0
Aggravated Assault	0	0	0	0
Simple Assault	0	0	0	0
Intimidation	0	0	0	0
Stalking	0	0	0	0
Commercial Sex Acts	0	0	0	0
Involuntary Servitude	0	0	0	0
Crimes Against Property				
Arson	0	0	0	0
Bribery	0	0	0	0
Burglary	0	0	0	0
Counterfeiting/Forgery	0	0	0	0
Destruction/Damage/Vandalism	0	0	0	0
Embezzlement	0	0	0	0
Extortion/Blackmail	0	0	0	0
Fraud - False Pretenses	0	0	0	0
Fraud - Credit Card/ATM	0	0	0	0
Fraud - Impersonation	0	0	0	0
Fraud - Welfare	0	0	0	0
Fraud - Wire	0	0	0	0
Motor Vehicle Theft	0	0	0	0
Robbery	0	0	0	0
Stolen Property Offenses	0	0	0	0
Theft - Pocket-picking	0	0	0	0
Theft - Purse Snatching	0	0	0	0
Theft - Shoplifting	0	0	0	0
Theft From Building	0	0	0	0
Theft From Coin Machine	0	0	0	0
Theft From Motor Vehicle	0	0	0	0
Theft of Motor Vehicle Parts	0	0	0	0
Theft - All Other Larceny	0	0	0	0
Crimes Against Society				
Drug/Narcotic Violations	5	5	5	0
Drug/Narcotic Equipment Violations	6	6	2	0
Gambling - Betting/Wagering	0	0	0	0
Gambling - Operating/Promoting	0	0	0	0
Gambling - Equipment Violations	0	0	0	0
Gambling - Sports Tampering	0	0	0	0
Pornography/Obscene Material	0	0	0	0
Prostitution	0	0	0	0
Prostitution Assisting/Promoting	0	0	0	0
Purchasing Prostitution	0	0	0	0
Weapon Law Violations	2	2	1	0
Total Group A Offenses	13	13	8	0



2014 Population Estimate	N/A
Offense Overview	
Offense Total	1
Number Cleared	0
Percent Cleared	0.00 %
Group A Crimes per 100,000 population	N/A
Arrest Overview	
Total Arrests	0
Adult Arrests	0
Juvenile Arrests	0
Unknown Age	0
Arrests per 100,000 population	N/A
Average number offenses/incident	1.00

Domestic Violence Victims		
Offense	Reported	Cleared
Murder	0	0
Aggravated Assault	0	0
Simple Assault	0	0
Intimidation	0	0
Stalking	0	0
Forcible Rape	0	0
Forcible Sodomy	0	0
Sexual Assault W/Object	0	0
Forcible Fondling	0	0
Incest	0	0
Statutory Rape	0	0
Kidnapping/Abduction	0	0
Total	0	0

TIBRS Group B Arrests		
Offense	Adult	Juvenile
Bad Checks	0	0
Curfew/Vagrancy	0	0
Disorderly Conduct	0	0
DUI	0	0
Drunkenness	0	0
Family-Non Violent	0	0
Liquor Law Violations	0	0
Peeping Tom	0	0
Trespass	0	0
All Other Offenses	0	0
Total Group B	0	0

TIBRS Group A Offenses	Offenses		Arrests	
	Reported	Cleared	Adult	Juvenile
Crimes Against Persons				
Murder	0	0	0	0
Negligent Manslaughter	0	0	0	0
Kidnapping/Abduction	0	0	0	0
Forcible Rape	0	0	0	0
Forcible Sodomy	0	0	0	0
Sexual Assault W/Object	0	0	0	0
Forcible Fondling	0	0	0	0
Incest	0	0	0	0
Statutory Rape	0	0	0	0
Aggravated Assault	0	0	0	0
Simple Assault	0	0	0	0
Intimidation	0	0	0	0
Stalking	0	0	0	0
Commercial Sex Acts	0	0	0	0
Involuntary Servitude	0	0	0	0
Crimes Against Property				
Arson	0	0	0	0
Bribery	0	0	0	0
Burglary	0	0	0	0
Counterfeiting/Forgery	0	0	0	0
Destruction/Damage/Vandalism	0	0	0	0
Embezzlement	0	0	0	0
Extortion/Blackmail	0	0	0	0
Fraud - False Pretenses	0	0	0	0
Fraud - Credit Card/ATM	0	0	0	0
Fraud - Impersonation	0	0	0	0
Fraud - Welfare	0	0	0	0
Fraud - Wire	0	0	0	0
Motor Vehicle Theft	0	0	0	0
Robbery	0	0	0	0
Stolen Property Offenses	0	0	0	0
Theft - Pocket-picking	0	0	0	0
Theft - Purse Snatching	0	0	0	0
Theft - Shoplifting	0	0	0	0
Theft From Building	0	0	0	0
Theft From Coin Machine	0	0	0	0
Theft From Motor Vehicle	1	0	0	0
Theft of Motor Vehicle Parts	0	0	0	0
Theft - All Other Larceny	0	0	0	0
Crimes Against Society				
Drug/Narcotic Violations	0	0	0	0
Drug/Narcotic Equipment Violations	0	0	0	0
Gambling - Betting/Wagering	0	0	0	0
Gambling - Operating/Promoting	0	0	0	0
Gambling - Equipment Violations	0	0	0	0
Gambling - Sports Tampering	0	0	0	0
Pornography/Obscene Material	0	0	0	0
Prostitution	0	0	0	0
Prostitution Assisting/Promoting	0	0	0	0
Purchasing Prostitution	0	0	0	0
Weapon Law Violations	0	0	0	0
Total Group A Offenses	1	0	0	0



2014 Population Estimate	N/A
Offense Overview	
Offense Total	3
Number Cleared	0
Percent Cleared	0.00 %
Group A Crimes per 100,000 population	N/A
Arrest Overview	
Total Arrests	0
Adult Arrests	0
Juvenile Arrests	0
Unknown Age	0
Arrests per 100,000 population	N/A
Average number offenses/incident	1.00

Domestic Violence Victims		
Offense	Reported	Cleared
Murder	0	0
Aggravated Assault	0	0
Simple Assault	0	0
Intimidation	0	0
Stalking	0	0
Forcible Rape	0	0
Forcible Sodomy	0	0
Sexual Assault W/Object	0	0
Forcible Fondling	0	0
Incest	0	0
Statutory Rape	0	0
Kidnapping/Abduction	0	0
Total	0	0

TIBRS Group B Arrests		
Offense	Adult	Juvenile
Bad Checks	0	0
Curfew/Vagrancy	0	0
Disorderly Conduct	0	0
DUI	0	0
Drunkenness	0	0
Family-Non Violent	0	0
Liquor Law Violations	0	0
Peeping Tom	0	0
Trespass	0	0
All Other Offenses	0	0
Total Group B	0	0

TIBRS Group A Offenses	Offenses		Arrests	
	Reported	Cleared	Adult	Juvenile
Crimes Against Persons				
Murder	0	0	0	0
Negligent Manslaughter	0	0	0	0
Kidnapping/Abduction	0	0	0	0
Forcible Rape	0	0	0	0
Forcible Sodomy	0	0	0	0
Sexual Assault W/Object	0	0	0	0
Forcible Fondling	0	0	0	0
Incest	0	0	0	0
Statutory Rape	0	0	0	0
Aggravated Assault	0	0	0	0
Simple Assault	0	0	0	0
Intimidation	0	0	0	0
Stalking	0	0	0	0
Commercial Sex Acts	0	0	0	0
Involuntary Servitude	0	0	0	0
Crimes Against Property				
Arson	0	0	0	0
Bribery	0	0	0	0
Burglary	0	0	0	0
Counterfeiting/Forgery	0	0	0	0
Destruction/Damage/Vandalism	1	0	0	0
Embezzlement	0	0	0	0
Extortion/Blackmail	0	0	0	0
Fraud - False Pretenses	0	0	0	0
Fraud - Credit Card/ATM	0	0	0	0
Fraud - Impersonation	0	0	0	0
Fraud - Welfare	0	0	0	0
Fraud - Wire	0	0	0	0
Motor Vehicle Theft	0	0	0	0
Robbery	0	0	0	0
Stolen Property Offenses	0	0	0	0
Theft - Pocket-picking	0	0	0	0
Theft - Purse Snatching	0	0	0	0
Theft - Shoplifting	0	0	0	0
Theft From Building	0	0	0	0
Theft From Coin Machine	0	0	0	0
Theft From Motor Vehicle	0	0	0	0
Theft of Motor Vehicle Parts	0	0	0	0
Theft - All Other Larceny	1	0	0	0
Crimes Against Society				
Drug/Narcotic Violations	1	0	0	0
Drug/Narcotic Equipment Violations	0	0	0	0
Gambling - Betting/Wagering	0	0	0	0
Gambling - Operating/Promoting	0	0	0	0
Gambling - Equipment Violations	0	0	0	0
Gambling - Sports Tampering	0	0	0	0
Pornography/Obscene Material	0	0	0	0
Prostitution	0	0	0	0
Prostitution Assisting/Promoting	0	0	0	0
Purchasing Prostitution	0	0	0	0
Weapon Law Violations	0	0	0	0
Total Group A Offenses	3	0	0	0



2014 Population Estimate	N/A
Offense Overview	
Offense Total	3
Number Cleared	0
Percent Cleared	0.00 %
Group A Crimes per 100,000 population	N/A
Arrest Overview	
Total Arrests	0
Adult Arrests	0
Juvenile Arrests	0
Unknown Age	0
Arrests per 100,000 population	N/A
Average number offenses/incident	1.00

Domestic Violence Victims		
Offense	Reported	Cleared
Murder	0	0
Aggravated Assault	0	0
Simple Assault	0	0
Intimidation	0	0
Stalking	0	0
Forcible Rape	0	0
Forcible Sodomy	0	0
Sexual Assault W/Object	0	0
Forcible Fondling	0	0
Incest	0	0
Statutory Rape	0	0
Kidnapping/Abduction	0	0
Total	0	0

TIBRS Group B Arrests		
Offense	Adult	Juvenile
Bad Checks	0	0
Curfew/Vagrancy	0	0
Disorderly Conduct	0	0
DUI	0	0
Drunkenness	0	0
Family-Non Violent	0	0
Liquor Law Violations	0	0
Peeping Tom	0	0
Trespass	0	0
All Other Offenses	0	0
Total Group B	0	0

TIBRS Group A Offenses	Offenses		Arrests	
	Reported	Cleared	Adult	Juvenile
Crimes Against Persons				
Murder	0	0	0	0
Negligent Manslaughter	0	0	0	0
Kidnapping/Abduction	0	0	0	0
Forcible Rape	0	0	0	0
Forcible Sodomy	0	0	0	0
Sexual Assault W/Object	0	0	0	0
Forcible Fondling	0	0	0	0
Incest	0	0	0	0
Statutory Rape	0	0	0	0
Aggravated Assault	0	0	0	0
Simple Assault	1	0	0	0
Intimidation	0	0	0	0
Stalking	0	0	0	0
Commercial Sex Acts	0	0	0	0
Involuntary Servitude	0	0	0	0
Crimes Against Property				
Arson	0	0	0	0
Bribery	0	0	0	0
Burglary	0	0	0	0
Counterfeiting/Forgery	0	0	0	0
Destruction/Damage/Vandalism	1	0	0	0
Embezzlement	0	0	0	0
Extortion/Blackmail	0	0	0	0
Fraud - False Pretenses	0	0	0	0
Fraud - Credit Card/ATM	0	0	0	0
Fraud - Impersonation	0	0	0	0
Fraud - Welfare	0	0	0	0
Fraud - Wire	0	0	0	0
Motor Vehicle Theft	0	0	0	0
Robbery	0	0	0	0
Stolen Property Offenses	0	0	0	0
Theft - Pocket-picking	0	0	0	0
Theft - Purse Snatching	0	0	0	0
Theft - Shoplifting	0	0	0	0
Theft From Building	0	0	0	0
Theft From Coin Machine	0	0	0	0
Theft From Motor Vehicle	1	0	0	0
Theft of Motor Vehicle Parts	0	0	0	0
Theft - All Other Larceny	0	0	0	0
Crimes Against Society				
Drug/Narcotic Violations	0	0	0	0
Drug/Narcotic Equipment Violations	0	0	0	0
Gambling - Betting/Wagering	0	0	0	0
Gambling - Operating/Promoting	0	0	0	0
Gambling - Equipment Violations	0	0	0	0
Gambling - Sports Tampering	0	0	0	0
Pornography/Obscene Material	0	0	0	0
Prostitution	0	0	0	0
Prostitution Assisting/Promoting	0	0	0	0
Purchasing Prostitution	0	0	0	0
Weapon Law Violations	0	0	0	0
Total Group A Offenses	3	0	0	0



2014 Population Estimate	N/A
Offense Overview	
Offense Total	3
Number Cleared	1
Percent Cleared	33.33 %
Group A Crimes per 100,000 population	N/A
Arrest Overview	
Total Arrests	3
Adult Arrests	3
Juvenile Arrests	0
Unknown Age	0
Arrests per 100,000 population	N/A
Average number offenses/incident	1.00

Domestic Violence Victims		
Offense	Reported	Cleared
Murder	0	0
Aggravated Assault	0	0
Simple Assault	0	0
Intimidation	0	0
Stalking	0	0
Forcible Rape	0	0
Forcible Sodomy	0	0
Sexual Assault W/Object	0	0
Forcible Fondling	0	0
Incest	0	0
Statutory Rape	0	0
Kidnapping/Abduction	0	0
Total	0	0

TIBRS Group B Arrests		
Offense	Adult	Juvenile
Bad Checks	0	0
Curfew/Vagrancy	0	0
Disorderly Conduct	0	0
DUI	1	0
Drunkenness	0	0
Family-Non Violent	0	0
Liquor Law Violations	0	0
Peeping Tom	0	0
Trespass	0	0
All Other Offenses	0	0
Total Group B	1	0

TIBRS Group A Offenses	Offenses		Arrests	
	Reported	Cleared	Adult	Juvenile
Crimes Against Persons				
Murder	0	0	0	0
Negligent Manslaughter	0	0	0	0
Kidnapping/Abduction	0	0	0	0
Forcible Rape	0	0	0	0
Forcible Sodomy	0	0	0	0
Sexual Assault W/Object	0	0	0	0
Forcible Fondling	0	0	0	0
Incest	0	0	0	0
Statutory Rape	0	0	0	0
Aggravated Assault	0	0	0	0
Simple Assault	1	0	0	0
Intimidation	0	0	0	0
Stalking	0	0	0	0
Commercial Sex Acts	0	0	0	0
Involuntary Servitude	0	0	0	0
Crimes Against Property				
Arson	0	0	0	0
Bribery	0	0	0	0
Burglary	1	1	2	0
Counterfeiting/Forgery	0	0	0	0
Destruction/Damage/Vandalism	0	0	0	0
Embezzlement	0	0	0	0
Extortion/Blackmail	0	0	0	0
Fraud - False Pretenses	0	0	0	0
Fraud - Credit Card/ATM	0	0	0	0
Fraud - Impersonation	0	0	0	0
Fraud - Welfare	0	0	0	0
Fraud - Wire	0	0	0	0
Motor Vehicle Theft	0	0	0	0
Robbery	0	0	0	0
Stolen Property Offenses	0	0	0	0
Theft - Pocket-picking	0	0	0	0
Theft - Purse Snatching	0	0	0	0
Theft - Shoplifting	0	0	0	0
Theft From Building	0	0	0	0
Theft From Coin Machine	0	0	0	0
Theft From Motor Vehicle	1	0	0	0
Theft of Motor Vehicle Parts	0	0	0	0
Theft - All Other Larceny	0	0	0	0
Crimes Against Society				
Drug/Narcotic Violations	0	0	0	0
Drug/Narcotic Equipment Violations	0	0	0	0
Gambling - Betting/Wagering	0	0	0	0
Gambling - Operating/Promoting	0	0	0	0
Gambling - Equipment Violations	0	0	0	0
Gambling - Sports Tampering	0	0	0	0
Pornography/Obscene Material	0	0	0	0
Prostitution	0	0	0	0
Prostitution Assisting/Promoting	0	0	0	0
Purchasing Prostitution	0	0	0	0
Weapon Law Violations	0	0	0	0
Total Group A Offenses	3	1	2	0



2014 Population Estimate	N/A
Offense Overview	
Offense Total	16
Number Cleared	2
Percent Cleared	12.50 %
Group A Crimes per 100,000 population	N/A
Arrest Overview	
Total Arrests	5
Adult Arrests	5
Juvenile Arrests	0
Unknown Age	0
Arrests per 100,000 population	N/A
Average number offenses/incident	1.07

Domestic Violence Victims		
Offense	Reported	Cleared
Murder	0	0
Aggravated Assault	0	0
Simple Assault	0	0
Intimidation	0	0
Stalking	0	0
Forcible Rape	0	0
Forcible Sodomy	0	0
Sexual Assault W/Object	0	0
Forcible Fondling	0	0
Incest	0	0
Statutory Rape	0	0
Kidnapping/Abduction	0	0
Total	0	0

TIBRS Group B Arrests		
Offense	Adult	Juvenile
Bad Checks	0	0
Curfew/Vagrancy	0	0
Disorderly Conduct	0	0
DUI	1	0
Drunkenness	2	0
Family-Non Violent	0	0
Liquor Law Violations	1	0
Peeping Tom	0	0
Trespass	0	0
All Other Offenses	0	0
Total Group B	4	0

TIBRS Group A Offenses	Offenses		Arrests	
	Reported	Cleared	Adult	Juvenile
Crimes Against Persons				
Murder	0	0	0	0
Negligent Manslaughter	0	0	0	0
Kidnapping/Abduction	0	0	0	0
Forcible Rape	0	0	0	0
Forcible Sodomy	0	0	0	0
Sexual Assault W/Object	0	0	0	0
Forcible Fondling	0	0	0	0
Incest	0	0	0	0
Statutory Rape	0	0	0	0
Aggravated Assault	0	0	0	0
Simple Assault	0	0	0	0
Intimidation	0	0	0	0
Stalking	0	0	0	0
Commercial Sex Acts	0	0	0	0
Involuntary Servitude	0	0	0	0
Crimes Against Property				
Arson	0	0	0	0
Bribery	0	0	0	0
Burglary	0	0	0	0
Counterfeiting/Forgery	0	0	0	0
Destruction/Damage/Vandalism	3	0	0	0
Embezzlement	0	0	0	0
Extortion/Blackmail	0	0	0	0
Fraud - False Pretenses	0	0	0	0
Fraud - Credit Card/ATM	0	0	0	0
Fraud - Impersonation	0	0	0	0
Fraud - Welfare	0	0	0	0
Fraud - Wire	0	0	0	0
Motor Vehicle Theft	0	0	0	0
Robbery	0	0	0	0
Stolen Property Offenses	0	0	0	0
Theft - Pocket-picking	0	0	0	0
Theft - Purse Snatching	0	0	0	0
Theft - Shoplifting	0	0	0	0
Theft From Building	3	0	0	0
Theft From Coin Machine	0	0	0	0
Theft From Motor Vehicle	2	0	0	0
Theft of Motor Vehicle Parts	0	0	0	0
Theft - All Other Larceny	5	0	0	0
Crimes Against Society				
Drug/Narcotic Violations	1	1	1	0
Drug/Narcotic Equipment Violations	1	1	0	0
Gambling - Betting/Wagering	0	0	0	0
Gambling - Operating/Promoting	0	0	0	0
Gambling - Equipment Violations	0	0	0	0
Gambling - Sports Tampering	0	0	0	0
Pornography/Obscene Material	1	0	0	0
Prostitution	0	0	0	0
Prostitution Assisting/Promoting	0	0	0	0
Purchasing Prostitution	0	0	0	0
Weapon Law Violations	0	0	0	0
Total Group A Offenses	16	2	1	0



2014 Population Estimate	N/A
Offense Overview	
Offense Total	0
Number Cleared	0
Percent Cleared	0.00 %
Group A Crimes per 100,000 population	N/A
Arrest Overview	
Total Arrests	0
Adult Arrests	0
Juvenile Arrests	0
Unknown Age	0
Arrests per 100,000 population	N/A
Average number offenses/incident	0.00

Domestic Violence Victims		
Offense	Reported	Cleared
Murder	0	0
Aggravated Assault	0	0
Simple Assault	0	0
Intimidation	0	0
Stalking	0	0
Forcible Rape	0	0
Forcible Sodomy	0	0
Sexual Assault W/Object	0	0
Forcible Fondling	0	0
Incest	0	0
Statutory Rape	0	0
Kidnapping/Abduction	0	0
Total	0	0

TIBRS Group B Arrests		
Offense	Adult	Juvenile
Bad Checks	0	0
Curfew/Vagrancy	0	0
Disorderly Conduct	0	0
DUI	0	0
Drunkenness	0	0
Family-Non Violent	0	0
Liquor Law Violations	0	0
Peeping Tom	0	0
Trespass	0	0
All Other Offenses	0	0
Total Group B	0	0

TIBRS Group A Offenses	Offenses		Arrests	
	Reported	Cleared	Adult	Juvenile
Crimes Against Persons				
Murder	0	0	0	0
Negligent Manslaughter	0	0	0	0
Kidnapping/Abduction	0	0	0	0
Forcible Rape	0	0	0	0
Forcible Sodomy	0	0	0	0
Sexual Assault W/Object	0	0	0	0
Forcible Fondling	0	0	0	0
Incest	0	0	0	0
Statutory Rape	0	0	0	0
Aggravated Assault	0	0	0	0
Simple Assault	0	0	0	0
Intimidation	0	0	0	0
Stalking	0	0	0	0
Commercial Sex Acts	0	0	0	0
Involuntary Servitude	0	0	0	0
Crimes Against Property				
Arson	0	0	0	0
Bribery	0	0	0	0
Burglary	0	0	0	0
Counterfeiting/Forgery	0	0	0	0
Destruction/Damage/Vandalism	0	0	0	0
Embezzlement	0	0	0	0
Extortion/Blackmail	0	0	0	0
Fraud - False Pretenses	0	0	0	0
Fraud - Credit Card/ATM	0	0	0	0
Fraud - Impersonation	0	0	0	0
Fraud - Welfare	0	0	0	0
Fraud - Wire	0	0	0	0
Motor Vehicle Theft	0	0	0	0
Robbery	0	0	0	0
Stolen Property Offenses	0	0	0	0
Theft - Pocket-picking	0	0	0	0
Theft - Purse Snatching	0	0	0	0
Theft - Shoplifting	0	0	0	0
Theft From Building	0	0	0	0
Theft From Coin Machine	0	0	0	0
Theft From Motor Vehicle	0	0	0	0
Theft of Motor Vehicle Parts	0	0	0	0
Theft - All Other Larceny	0	0	0	0
Crimes Against Society				
Drug/Narcotic Violations	0	0	0	0
Drug/Narcotic Equipment Violations	0	0	0	0
Gambling - Betting/Wagering	0	0	0	0
Gambling - Operating/Promoting	0	0	0	0
Gambling - Equipment Violations	0	0	0	0
Gambling - Sports Tampering	0	0	0	0
Pornography/Obscene Material	0	0	0	0
Prostitution	0	0	0	0
Prostitution Assisting/Promoting	0	0	0	0
Purchasing Prostitution	0	0	0	0
Weapon Law Violations	0	0	0	0
Total Group A Offenses	0	0	0	0



Fort Pillow State Historic Park - 2015

2014 Population Estimate	N/A
Offense Overview	
Offense Total	0
Number Cleared	0
Percent Cleared	0.00 %
Group A Crimes per 100,000 population	N/A
Arrest Overview	
Total Arrests	1
Adult Arrests	1
Juvenile Arrests	0
Unknown Age	0
Arrests per 100,000 population	N/A
Average number offenses/incident	0.00

Domestic Violence Victims		
Offense	Reported	Cleared
Murder	0	0
Aggravated Assault	0	0
Simple Assault	0	0
Intimidation	0	0
Stalking	0	0
Forcible Rape	0	0
Forcible Sodomy	0	0
Sexual Assault W/Object	0	0
Forcible Fondling	0	0
Incest	0	0
Statutory Rape	0	0
Kidnapping/Abduction	0	0
Total	0	0

TIBRS Group B Arrests		
Offense	Adult	Juvenile
Bad Checks	0	0
Curfew/Vagrancy	0	0
Disorderly Conduct	0	0
DUI	0	0
Drunkenness	0	0
Family-Non Violent	0	0
Liquor Law Violations	1	0
Peeping Tom	0	0
Trespass	0	0
All Other Offenses	0	0
Total Group B	1	0

TIBRS Group A Offenses	Offenses		Arrests	
	Reported	Cleared	Adult	Juvenile
Crimes Against Persons				
Murder	0	0	0	0
Negligent Manslaughter	0	0	0	0
Kidnapping/Abduction	0	0	0	0
Forcible Rape	0	0	0	0
Forcible Sodomy	0	0	0	0
Sexual Assault W/Object	0	0	0	0
Forcible Fondling	0	0	0	0
Incest	0	0	0	0
Statutory Rape	0	0	0	0
Aggravated Assault	0	0	0	0
Simple Assault	0	0	0	0
Intimidation	0	0	0	0
Stalking	0	0	0	0
Commercial Sex Acts	0	0	0	0
Involuntary Servitude	0	0	0	0
Crimes Against Property				
Arson	0	0	0	0
Bribery	0	0	0	0
Burglary	0	0	0	0
Counterfeiting/Forgery	0	0	0	0
Destruction/Damage/Vandalism	0	0	0	0
Embezzlement	0	0	0	0
Extortion/Blackmail	0	0	0	0
Fraud - False Pretenses	0	0	0	0
Fraud - Credit Card/ATM	0	0	0	0
Fraud - Impersonation	0	0	0	0
Fraud - Welfare	0	0	0	0
Fraud - Wire	0	0	0	0
Motor Vehicle Theft	0	0	0	0
Robbery	0	0	0	0
Stolen Property Offenses	0	0	0	0
Theft - Pocket-picking	0	0	0	0
Theft - Purse Snatching	0	0	0	0
Theft - Shoplifting	0	0	0	0
Theft From Building	0	0	0	0
Theft From Coin Machine	0	0	0	0
Theft From Motor Vehicle	0	0	0	0
Theft of Motor Vehicle Parts	0	0	0	0
Theft - All Other Larceny	0	0	0	0
Crimes Against Society				
Drug/Narcotic Violations	0	0	0	0
Drug/Narcotic Equipment Violations	0	0	0	0
Gambling - Betting/Wagering	0	0	0	0
Gambling - Operating/Promoting	0	0	0	0
Gambling - Equipment Violations	0	0	0	0
Gambling - Sports Tampering	0	0	0	0
Pornography/Obscene Material	0	0	0	0
Prostitution	0	0	0	0
Prostitution Assisting/Promoting	0	0	0	0
Purchasing Prostitution	0	0	0	0
Weapon Law Violations	0	0	0	0
Total Group A Offenses	0	0	0	0



Frozen Head Natural Area - 2015

2014 Population Estimate	N/A
Offense Overview	
Offense Total	1
Number Cleared	0
Percent Cleared	0.00 %
Group A Crimes per 100,000 population	N/A
Arrest Overview	
Total Arrests	0
Adult Arrests	0
Juvenile Arrests	0
Unknown Age	0
Arrests per 100,000 population	N/A
Average number offenses/incident	1.00

Domestic Violence Victims		
Offense	Reported	Cleared
Murder	0	0
Aggravated Assault	0	0
Simple Assault	0	0
Intimidation	0	0
Stalking	0	0
Forcible Rape	0	0
Forcible Sodomy	0	0
Sexual Assault W/Object	0	0
Forcible Fondling	0	0
Incest	0	0
Statutory Rape	0	0
Kidnapping/Abduction	0	0
Total	0	0

TIBRS Group B Arrests		
Offense	Adult	Juvenile
Bad Checks	0	0
Curfew/Vagrancy	0	0
Disorderly Conduct	0	0
DUI	0	0
Drunkenness	0	0
Family-Non Violent	0	0
Liquor Law Violations	0	0
Peeping Tom	0	0
Trespass	0	0
All Other Offenses	0	0
Total Group B	0	0

TIBRS Group A Offenses	Offenses		Arrests	
	Reported	Cleared	Adult	Juvenile
Crimes Against Persons				
Murder	0	0	0	0
Negligent Manslaughter	0	0	0	0
Kidnapping/Abduction	0	0	0	0
Forcible Rape	0	0	0	0
Forcible Sodomy	0	0	0	0
Sexual Assault W/Object	0	0	0	0
Forcible Fondling	0	0	0	0
Incest	0	0	0	0
Statutory Rape	0	0	0	0
Aggravated Assault	0	0	0	0
Simple Assault	0	0	0	0
Intimidation	0	0	0	0
Stalking	0	0	0	0
Commercial Sex Acts	0	0	0	0
Involuntary Servitude	0	0	0	0
Crimes Against Property				
Arson	1	0	0	0
Bribery	0	0	0	0
Burglary	0	0	0	0
Counterfeiting/Forgery	0	0	0	0
Destruction/Damage/Vandalism	0	0	0	0
Embezzlement	0	0	0	0
Extortion/Blackmail	0	0	0	0
Fraud - False Pretenses	0	0	0	0
Fraud - Credit Card/ATM	0	0	0	0
Fraud - Impersonation	0	0	0	0
Fraud - Welfare	0	0	0	0
Fraud - Wire	0	0	0	0
Motor Vehicle Theft	0	0	0	0
Robbery	0	0	0	0
Stolen Property Offenses	0	0	0	0
Theft - Pocket-picking	0	0	0	0
Theft - Purse Snatching	0	0	0	0
Theft - Shoplifting	0	0	0	0
Theft From Building	0	0	0	0
Theft From Coin Machine	0	0	0	0
Theft From Motor Vehicle	0	0	0	0
Theft of Motor Vehicle Parts	0	0	0	0
Theft - All Other Larceny	0	0	0	0
Crimes Against Society				
Drug/Narcotic Violations	0	0	0	0
Drug/Narcotic Equipment Violations	0	0	0	0
Gambling - Betting/Wagering	0	0	0	0
Gambling - Operating/Promoting	0	0	0	0
Gambling - Equipment Violations	0	0	0	0
Gambling - Sports Tampering	0	0	0	0
Pornography/Obscene Material	0	0	0	0
Prostitution	0	0	0	0
Prostitution Assisting/Promoting	0	0	0	0
Purchasing Prostitution	0	0	0	0
Weapon Law Violations	0	0	0	0
Total Group A Offenses	1	0	0	0



2014 Population Estimate	N/A
Offense Overview	
Offense Total	4
Number Cleared	0
Percent Cleared	0.00 %
Group A Crimes per 100,000 population	N/A
Arrest Overview	
Total Arrests	2
Adult Arrests	2
Juvenile Arrests	0
Unknown Age	0
Arrests per 100,000 population	N/A
Average number offenses/incident	1.00

Domestic Violence Victims		
Offense	Reported	Cleared
Murder	0	0
Aggravated Assault	0	0
Simple Assault	0	0
Intimidation	0	0
Stalking	0	0
Forcible Rape	0	0
Forcible Sodomy	0	0
Sexual Assault W/Object	0	0
Forcible Fondling	0	0
Incest	0	0
Statutory Rape	0	0
Kidnapping/Abduction	0	0
Total	0	0

TIBRS Group B Arrests		
Offense	Adult	Juvenile
Bad Checks	0	0
Curfew/Vagrancy	0	0
Disorderly Conduct	1	0
DUI	0	0
Drunkenness	1	0
Family-Non Violent	0	0
Liquor Law Violations	0	0
Peeping Tom	0	0
Trespass	0	0
All Other Offenses	0	0
Total Group B	2	0

TIBRS Group A Offenses	Offenses		Arrests	
	Reported	Cleared	Adult	Juvenile
Crimes Against Persons				
Murder	0	0	0	0
Negligent Manslaughter	0	0	0	0
Kidnapping/Abduction	0	0	0	0
Forcible Rape	0	0	0	0
Forcible Sodomy	0	0	0	0
Sexual Assault W/Object	0	0	0	0
Forcible Fondling	0	0	0	0
Incest	0	0	0	0
Statutory Rape	0	0	0	0
Aggravated Assault	0	0	0	0
Simple Assault	0	0	0	0
Intimidation	0	0	0	0
Stalking	0	0	0	0
Commercial Sex Acts	0	0	0	0
Involuntary Servitude	0	0	0	0
Crimes Against Property				
Arson	0	0	0	0
Bribery	0	0	0	0
Burglary	0	0	0	0
Counterfeiting/Forgery	0	0	0	0
Destruction/Damage/Vandalism	2	0	0	0
Embezzlement	0	0	0	0
Extortion/Blackmail	0	0	0	0
Fraud - False Pretenses	0	0	0	0
Fraud - Credit Card/ATM	0	0	0	0
Fraud - Impersonation	0	0	0	0
Fraud - Welfare	0	0	0	0
Fraud - Wire	0	0	0	0
Motor Vehicle Theft	0	0	0	0
Robbery	0	0	0	0
Stolen Property Offenses	0	0	0	0
Theft - Pocket-picking	0	0	0	0
Theft - Purse Snatching	0	0	0	0
Theft - Shoplifting	0	0	0	0
Theft From Building	0	0	0	0
Theft From Coin Machine	0	0	0	0
Theft From Motor Vehicle	1	0	0	0
Theft of Motor Vehicle Parts	0	0	0	0
Theft - All Other Larceny	1	0	0	0
Crimes Against Society				
Drug/Narcotic Violations	0	0	0	0
Drug/Narcotic Equipment Violations	0	0	0	0
Gambling - Betting/Wagering	0	0	0	0
Gambling - Operating/Promoting	0	0	0	0
Gambling - Equipment Violations	0	0	0	0
Gambling - Sports Tampering	0	0	0	0
Pornography/Obscene Material	0	0	0	0
Prostitution	0	0	0	0
Prostitution Assisting/Promoting	0	0	0	0
Purchasing Prostitution	0	0	0	0
Weapon Law Violations	0	0	0	0
Total Group A Offenses	4	0	0	0



Harrison Bay State Park - 2015

2014 Population Estimate	N/A
Offense Overview	
Offense Total	10
Number Cleared	0
Percent Cleared	0.00 %
Group A Crimes per 100,000 population	N/A
Arrest Overview	
Total Arrests	0
Adult Arrests	0
Juvenile Arrests	0
Unknown Age	0
Arrests per 100,000 population	N/A
Average number offenses/incident	1.00

Domestic Violence Victims		
Offense	Reported	Cleared
Murder	0	0
Aggravated Assault	0	0
Simple Assault	0	0
Intimidation	0	0
Stalking	0	0
Forcible Rape	0	0
Forcible Sodomy	0	0
Sexual Assault W/Object	0	0
Forcible Fondling	0	0
Incest	0	0
Statutory Rape	0	0
Kidnapping/Abduction	0	0
Total	0	0

TIBRS Group B Arrests		
Offense	Adult	Juvenile
Bad Checks	0	0
Curfew/Vagrancy	0	0
Disorderly Conduct	0	0
DUI	0	0
Drunkenness	0	0
Family-Non Violent	0	0
Liquor Law Violations	0	0
Peeping Tom	0	0
Trespass	0	0
All Other Offenses	0	0
Total Group B	0	0

TIBRS Group A Offenses	Offenses		Arrests	
	Reported	Cleared	Adult	Juvenile
Crimes Against Persons				
Murder	0	0	0	0
Negligent Manslaughter	0	0	0	0
Kidnapping/Abduction	0	0	0	0
Forcible Rape	0	0	0	0
Forcible Sodomy	0	0	0	0
Sexual Assault W/Object	0	0	0	0
Forcible Fondling	0	0	0	0
Incest	0	0	0	0
Statutory Rape	0	0	0	0
Aggravated Assault	0	0	0	0
Simple Assault	0	0	0	0
Intimidation	0	0	0	0
Stalking	0	0	0	0
Commercial Sex Acts	0	0	0	0
Involuntary Servitude	0	0	0	0
Crimes Against Property				
Arson	0	0	0	0
Bribery	0	0	0	0
Burglary	0	0	0	0
Counterfeiting/Forgery	0	0	0	0
Destruction/Damage/Vandalism	1	0	0	0
Embezzlement	0	0	0	0
Extortion/Blackmail	0	0	0	0
Fraud - False Pretenses	0	0	0	0
Fraud - Credit Card/ATM	0	0	0	0
Fraud - Impersonation	0	0	0	0
Fraud - Welfare	0	0	0	0
Fraud - Wire	0	0	0	0
Motor Vehicle Theft	0	0	0	0
Robbery	0	0	0	0
Stolen Property Offenses	0	0	0	0
Theft - Pocket-picking	0	0	0	0
Theft - Purse Snatching	0	0	0	0
Theft - Shoplifting	0	0	0	0
Theft From Building	1	0	0	0
Theft From Coin Machine	0	0	0	0
Theft From Motor Vehicle	5	0	0	0
Theft of Motor Vehicle Parts	0	0	0	0
Theft - All Other Larceny	3	0	0	0
Crimes Against Society				
Drug/Narcotic Violations	0	0	0	0
Drug/Narcotic Equipment Violations	0	0	0	0
Gambling - Betting/Wagering	0	0	0	0
Gambling - Operating/Promoting	0	0	0	0
Gambling - Equipment Violations	0	0	0	0
Gambling - Sports Tampering	0	0	0	0
Pornography/Obscene Material	0	0	0	0
Prostitution	0	0	0	0
Prostitution Assisting/Promoting	0	0	0	0
Purchasing Prostitution	0	0	0	0
Weapon Law Violations	0	0	0	0
Total Group A Offenses	10	0	0	0



2014 Population Estimate	N/A
Offense Overview	
Offense Total	5
Number Cleared	2
Percent Cleared	40.00 %
Group A Crimes per 100,000 population	N/A
Arrest Overview	
Total Arrests	4
Adult Arrests	3
Juvenile Arrests	1
Unknown Age	0
Arrests per 100,000 population	N/A
Average number offenses/incident	1.00

Domestic Violence Victims		
Offense	Reported	Cleared
Murder	0	0
Aggravated Assault	0	0
Simple Assault	0	0
Intimidation	0	0
Stalking	0	0
Forcible Rape	0	0
Forcible Sodomy	0	0
Sexual Assault W/Object	0	0
Forcible Fondling	0	0
Incest	0	0
Statutory Rape	0	0
Kidnapping/Abduction	0	0
Total	0	0

TIBRS Group B Arrests		
Offense	Adult	Juvenile
Bad Checks	0	0
Curfew/Vagrancy	0	0
Disorderly Conduct	0	0
DUI	0	0
Drunkenness	1	0
Family-Non Violent	0	0
Liquor Law Violations	1	0
Peeping Tom	0	0
Trespass	0	0
All Other Offenses	0	0
Total Group B	2	0

TIBRS Group A Offenses	Offenses		Arrests	
	Reported	Cleared	Adult	Juvenile
Crimes Against Persons				
Murder	0	0	0	0
Negligent Manslaughter	0	0	0	0
Kidnapping/Abduction	0	0	0	0
Forcible Rape	0	0	0	0
Forcible Sodomy	0	0	0	0
Sexual Assault W/Object	0	0	0	0
Forcible Fondling	0	0	0	0
Incest	0	0	0	0
Statutory Rape	0	0	0	0
Aggravated Assault	0	0	0	0
Simple Assault	0	0	0	0
Intimidation	0	0	0	0
Stalking	0	0	0	0
Commercial Sex Acts	0	0	0	0
Involuntary Servitude	0	0	0	0
Crimes Against Property				
Arson	0	0	0	0
Bribery	0	0	0	0
Burglary	0	0	0	0
Counterfeiting/Forgery	0	0	0	0
Destruction/Damage/Vandalism	3	2	1	1
Embezzlement	0	0	0	0
Extortion/Blackmail	0	0	0	0
Fraud - False Pretenses	0	0	0	0
Fraud - Credit Card/ATM	0	0	0	0
Fraud - Impersonation	0	0	0	0
Fraud - Welfare	0	0	0	0
Fraud - Wire	0	0	0	0
Motor Vehicle Theft	0	0	0	0
Robbery	0	0	0	0
Stolen Property Offenses	0	0	0	0
Theft - Pocket-picking	0	0	0	0
Theft - Purse Snatching	0	0	0	0
Theft - Shoplifting	0	0	0	0
Theft From Building	0	0	0	0
Theft From Coin Machine	0	0	0	0
Theft From Motor Vehicle	1	0	0	0
Theft of Motor Vehicle Parts	0	0	0	0
Theft - All Other Larceny	0	0	0	0
Crimes Against Society				
Drug/Narcotic Violations	0	0	0	0
Drug/Narcotic Equipment Violations	1	0	0	0
Gambling - Betting/Wagering	0	0	0	0
Gambling - Operating/Promoting	0	0	0	0
Gambling - Equipment Violations	0	0	0	0
Gambling - Sports Tampering	0	0	0	0
Pornography/Obscene Material	0	0	0	0
Prostitution	0	0	0	0
Prostitution Assisting/Promoting	0	0	0	0
Purchasing Prostitution	0	0	0	0
Weapon Law Violations	0	0	0	0
Total Group A Offenses	5	2	1	1



2014 Population Estimate	N/A
Offense Overview	
Offense Total	0
Number Cleared	0
Percent Cleared	0.00 %
Group A Crimes per 100,000 population	N/A
Arrest Overview	
Total Arrests	0
Adult Arrests	0
Juvenile Arrests	0
Unknown Age	0
Arrests per 100,000 population	N/A
Average number offenses/incident	0.00

Domestic Violence Victims		
Offense	Reported	Cleared
Murder	0	0
Aggravated Assault	0	0
Simple Assault	0	0
Intimidation	0	0
Stalking	0	0
Forcible Rape	0	0
Forcible Sodomy	0	0
Sexual Assault W/Object	0	0
Forcible Fondling	0	0
Incest	0	0
Statutory Rape	0	0
Kidnapping/Abduction	0	0
Total	0	0

TIBRS Group B Arrests		
Offense	Adult	Juvenile
Bad Checks	0	0
Curfew/Vagrancy	0	0
Disorderly Conduct	0	0
DUI	0	0
Drunkenness	0	0
Family-Non Violent	0	0
Liquor Law Violations	0	0
Peeping Tom	0	0
Trespass	0	0
All Other Offenses	0	0
Total Group B	0	0

TIBRS Group A Offenses	Offenses		Arrests	
	Reported	Cleared	Adult	Juvenile
Crimes Against Persons				
Murder	0	0	0	0
Negligent Manslaughter	0	0	0	0
Kidnapping/Abduction	0	0	0	0
Forcible Rape	0	0	0	0
Forcible Sodomy	0	0	0	0
Sexual Assault W/Object	0	0	0	0
Forcible Fondling	0	0	0	0
Incest	0	0	0	0
Statutory Rape	0	0	0	0
Aggravated Assault	0	0	0	0
Simple Assault	0	0	0	0
Intimidation	0	0	0	0
Stalking	0	0	0	0
Commercial Sex Acts	0	0	0	0
Involuntary Servitude	0	0	0	0
Crimes Against Property				
Arson	0	0	0	0
Bribery	0	0	0	0
Burglary	0	0	0	0
Counterfeiting/Forgery	0	0	0	0
Destruction/Damage/Vandalism	0	0	0	0
Embezzlement	0	0	0	0
Extortion/Blackmail	0	0	0	0
Fraud - False Pretenses	0	0	0	0
Fraud - Credit Card/ATM	0	0	0	0
Fraud - Impersonation	0	0	0	0
Fraud - Welfare	0	0	0	0
Fraud - Wire	0	0	0	0
Motor Vehicle Theft	0	0	0	0
Robbery	0	0	0	0
Stolen Property Offenses	0	0	0	0
Theft - Pocket-picking	0	0	0	0
Theft - Purse Snatching	0	0	0	0
Theft - Shoplifting	0	0	0	0
Theft From Building	0	0	0	0
Theft From Coin Machine	0	0	0	0
Theft From Motor Vehicle	0	0	0	0
Theft of Motor Vehicle Parts	0	0	0	0
Theft - All Other Larceny	0	0	0	0
Crimes Against Society				
Drug/Narcotic Violations	0	0	0	0
Drug/Narcotic Equipment Violations	0	0	0	0
Gambling - Betting/Wagering	0	0	0	0
Gambling - Operating/Promoting	0	0	0	0
Gambling - Equipment Violations	0	0	0	0
Gambling - Sports Tampering	0	0	0	0
Pornography/Obscene Material	0	0	0	0
Prostitution	0	0	0	0
Prostitution Assisting/Promoting	0	0	0	0
Purchasing Prostitution	0	0	0	0
Weapon Law Violations	0	0	0	0
Total Group A Offenses	0	0	0	0



2014 Population Estimate	N/A
Offense Overview	
Offense Total	0
Number Cleared	0
Percent Cleared	0.00 %
Group A Crimes per 100,000 population	N/A
Arrest Overview	
Total Arrests	0
Adult Arrests	0
Juvenile Arrests	0
Unknown Age	0
Arrests per 100,000 population	N/A
Average number offenses/incident	0.00

Domestic Violence Victims		
Offense	Reported	Cleared
Murder	0	0
Aggravated Assault	0	0
Simple Assault	0	0
Intimidation	0	0
Stalking	0	0
Forcible Rape	0	0
Forcible Sodomy	0	0
Sexual Assault W/Object	0	0
Forcible Fondling	0	0
Incest	0	0
Statutory Rape	0	0
Kidnapping/Abduction	0	0
Total	0	0

TIBRS Group B Arrests		
Offense	Adult	Juvenile
Bad Checks	0	0
Curfew/Vagrancy	0	0
Disorderly Conduct	0	0
DUI	0	0
Drunkenness	0	0
Family-Non Violent	0	0
Liquor Law Violations	0	0
Peeping Tom	0	0
Trespass	0	0
All Other Offenses	0	0
Total Group B	0	0

TIBRS Group A Offenses	Offenses		Arrests	
	Reported	Cleared	Adult	Juvenile
Crimes Against Persons				
Murder	0	0	0	0
Negligent Manslaughter	0	0	0	0
Kidnapping/Abduction	0	0	0	0
Forcible Rape	0	0	0	0
Forcible Sodomy	0	0	0	0
Sexual Assault W/Object	0	0	0	0
Forcible Fondling	0	0	0	0
Incest	0	0	0	0
Statutory Rape	0	0	0	0
Aggravated Assault	0	0	0	0
Simple Assault	0	0	0	0
Intimidation	0	0	0	0
Stalking	0	0	0	0
Commercial Sex Acts	0	0	0	0
Involuntary Servitude	0	0	0	0
Crimes Against Property				
Arson	0	0	0	0
Bribery	0	0	0	0
Burglary	0	0	0	0
Counterfeiting/Forgery	0	0	0	0
Destruction/Damage/Vandalism	0	0	0	0
Embezzlement	0	0	0	0
Extortion/Blackmail	0	0	0	0
Fraud - False Pretenses	0	0	0	0
Fraud - Credit Card/ATM	0	0	0	0
Fraud - Impersonation	0	0	0	0
Fraud - Welfare	0	0	0	0
Fraud - Wire	0	0	0	0
Motor Vehicle Theft	0	0	0	0
Robbery	0	0	0	0
Stolen Property Offenses	0	0	0	0
Theft - Pocket-picking	0	0	0	0
Theft - Purse Snatching	0	0	0	0
Theft - Shoplifting	0	0	0	0
Theft From Building	0	0	0	0
Theft From Coin Machine	0	0	0	0
Theft From Motor Vehicle	0	0	0	0
Theft of Motor Vehicle Parts	0	0	0	0
Theft - All Other Larceny	0	0	0	0
Crimes Against Society				
Drug/Narcotic Violations	0	0	0	0
Drug/Narcotic Equipment Violations	0	0	0	0
Gambling - Betting/Wagering	0	0	0	0
Gambling - Operating/Promoting	0	0	0	0
Gambling - Equipment Violations	0	0	0	0
Gambling - Sports Tampering	0	0	0	0
Pornography/Obscene Material	0	0	0	0
Prostitution	0	0	0	0
Prostitution Assisting/Promoting	0	0	0	0
Purchasing Prostitution	0	0	0	0
Weapon Law Violations	0	0	0	0
Total Group A Offenses	0	0	0	0



2014 Population Estimate	N/A
Offense Overview	
Offense Total	0
Number Cleared	0
Percent Cleared	0.00 %
Group A Crimes per 100,000 population	N/A
Arrest Overview	
Total Arrests	0
Adult Arrests	0
Juvenile Arrests	0
Unknown Age	0
Arrests per 100,000 population	N/A
Average number offenses/incident	0.00

Domestic Violence Victims		
Offense	Reported	Cleared
Murder	0	0
Aggravated Assault	0	0
Simple Assault	0	0
Intimidation	0	0
Stalking	0	0
Forcible Rape	0	0
Forcible Sodomy	0	0
Sexual Assault W/Object	0	0
Forcible Fondling	0	0
Incest	0	0
Statutory Rape	0	0
Kidnapping/Abduction	0	0
Total	0	0

TIBRS Group B Arrests		
Offense	Adult	Juvenile
Bad Checks	0	0
Curfew/Vagrancy	0	0
Disorderly Conduct	0	0
DUI	0	0
Drunkenness	0	0
Family-Non Violent	0	0
Liquor Law Violations	0	0
Peeping Tom	0	0
Trespass	0	0
All Other Offenses	0	0
Total Group B	0	0

TIBRS Group A Offenses	Offenses		Arrests	
	Reported	Cleared	Adult	Juvenile
Crimes Against Persons				
Murder	0	0	0	0
Negligent Manslaughter	0	0	0	0
Kidnapping/Abduction	0	0	0	0
Forcible Rape	0	0	0	0
Forcible Sodomy	0	0	0	0
Sexual Assault W/Object	0	0	0	0
Forcible Fondling	0	0	0	0
Incest	0	0	0	0
Statutory Rape	0	0	0	0
Aggravated Assault	0	0	0	0
Simple Assault	0	0	0	0
Intimidation	0	0	0	0
Stalking	0	0	0	0
Commercial Sex Acts	0	0	0	0
Involuntary Servitude	0	0	0	0
Crimes Against Property				
Arson	0	0	0	0
Bribery	0	0	0	0
Burglary	0	0	0	0
Counterfeiting/Forgery	0	0	0	0
Destruction/Damage/Vandalism	0	0	0	0
Embezzlement	0	0	0	0
Extortion/Blackmail	0	0	0	0
Fraud - False Pretenses	0	0	0	0
Fraud - Credit Card/ATM	0	0	0	0
Fraud - Impersonation	0	0	0	0
Fraud - Welfare	0	0	0	0
Fraud - Wire	0	0	0	0
Motor Vehicle Theft	0	0	0	0
Robbery	0	0	0	0
Stolen Property Offenses	0	0	0	0
Theft - Pocket-picking	0	0	0	0
Theft - Purse Snatching	0	0	0	0
Theft - Shoplifting	0	0	0	0
Theft From Building	0	0	0	0
Theft From Coin Machine	0	0	0	0
Theft From Motor Vehicle	0	0	0	0
Theft of Motor Vehicle Parts	0	0	0	0
Theft - All Other Larceny	0	0	0	0
Crimes Against Society				
Drug/Narcotic Violations	0	0	0	0
Drug/Narcotic Equipment Violations	0	0	0	0
Gambling - Betting/Wagering	0	0	0	0
Gambling - Operating/Promoting	0	0	0	0
Gambling - Equipment Violations	0	0	0	0
Gambling - Sports Tampering	0	0	0	0
Pornography/Obscene Material	0	0	0	0
Prostitution	0	0	0	0
Prostitution Assisting/Promoting	0	0	0	0
Purchasing Prostitution	0	0	0	0
Weapon Law Violations	0	0	0	0
Total Group A Offenses	0	0	0	0



Long Hunter State Park - 2015

2014 Population Estimate	N/A
Offense Overview	
Offense Total	19
Number Cleared	0
Percent Cleared	0.00 %
Group A Crimes per 100,000 population	N/A
Arrest Overview	
Total Arrests	0
Adult Arrests	0
Juvenile Arrests	0
Unknown Age	0
Arrests per 100,000 population	N/A
Average number offenses/incident	1.00

Domestic Violence Victims		
Offense	Reported	Cleared
Murder	0	0
Aggravated Assault	0	0
Simple Assault	0	0
Intimidation	0	0
Stalking	0	0
Forcible Rape	0	0
Forcible Sodomy	0	0
Sexual Assault W/Object	0	0
Forcible Fondling	0	0
Incest	0	0
Statutory Rape	0	0
Kidnapping/Abduction	0	0
Total	0	0

TIBRS Group B Arrests		
Offense	Adult	Juvenile
Bad Checks	0	0
Curfew/Vagrancy	0	0
Disorderly Conduct	0	0
DUI	0	0
Drunkenness	0	0
Family-Non Violent	0	0
Liquor Law Violations	0	0
Peeping Tom	0	0
Trespass	0	0
All Other Offenses	0	0
Total Group B	0	0

TIBRS Group A Offenses	Offenses		Arrests	
	Reported	Cleared	Adult	Juvenile
Crimes Against Persons				
Murder	0	0	0	0
Negligent Manslaughter	0	0	0	0
Kidnapping/Abduction	0	0	0	0
Forcible Rape	0	0	0	0
Forcible Sodomy	0	0	0	0
Sexual Assault W/Object	0	0	0	0
Forcible Fondling	0	0	0	0
Incest	0	0	0	0
Statutory Rape	0	0	0	0
Aggravated Assault	0	0	0	0
Simple Assault	0	0	0	0
Intimidation	0	0	0	0
Stalking	0	0	0	0
Commercial Sex Acts	0	0	0	0
Involuntary Servitude	0	0	0	0
Crimes Against Property				
Arson	0	0	0	0
Bribery	0	0	0	0
Burglary	0	0	0	0
Counterfeiting/Forgery	0	0	0	0
Destruction/Damage/Vandalism	2	0	0	0
Embezzlement	0	0	0	0
Extortion/Blackmail	0	0	0	0
Fraud - False Pretenses	0	0	0	0
Fraud - Credit Card/ATM	0	0	0	0
Fraud - Impersonation	0	0	0	0
Fraud - Welfare	0	0	0	0
Fraud - Wire	0	0	0	0
Motor Vehicle Theft	0	0	0	0
Robbery	0	0	0	0
Stolen Property Offenses	0	0	0	0
Theft - Pocket-picking	0	0	0	0
Theft - Purse Snatching	0	0	0	0
Theft - Shoplifting	0	0	0	0
Theft From Building	0	0	0	0
Theft From Coin Machine	0	0	0	0
Theft From Motor Vehicle	17	0	0	0
Theft of Motor Vehicle Parts	0	0	0	0
Theft - All Other Larceny	0	0	0	0
Crimes Against Society				
Drug/Narcotic Violations	0	0	0	0
Drug/Narcotic Equipment Violations	0	0	0	0
Gambling - Betting/Wagering	0	0	0	0
Gambling - Operating/Promoting	0	0	0	0
Gambling - Equipment Violations	0	0	0	0
Gambling - Sports Tampering	0	0	0	0
Pornography/Obscene Material	0	0	0	0
Prostitution	0	0	0	0
Prostitution Assisting/Promoting	0	0	0	0
Purchasing Prostitution	0	0	0	0
Weapon Law Violations	0	0	0	0
Total Group A Offenses	19	0	0	0



Meeman-Shelby Forest State Park - 2015

2014 Population Estimate	N/A
Offense Overview	
Offense Total	2
Number Cleared	0
Percent Cleared	0.00 %
Group A Crimes per 100,000 population	N/A
Arrest Overview	
Total Arrests	0
Adult Arrests	0
Juvenile Arrests	0
Unknown Age	0
Arrests per 100,000 population	N/A
Average number offenses/incident	1.00

Domestic Violence Victims		
Offense	Reported	Cleared
Murder	0	0
Aggravated Assault	0	0
Simple Assault	0	0
Intimidation	0	0
Stalking	0	0
Forcible Rape	0	0
Forcible Sodomy	0	0
Sexual Assault W/Object	0	0
Forcible Fondling	0	0
Incest	0	0
Statutory Rape	0	0
Kidnapping/Abduction	0	0
Total	0	0

TIBRS Group B Arrests		
Offense	Adult	Juvenile
Bad Checks	0	0
Curfew/Vagrancy	0	0
Disorderly Conduct	0	0
DUI	0	0
Drunkenness	0	0
Family-Non Violent	0	0
Liquor Law Violations	0	0
Peeping Tom	0	0
Trespass	0	0
All Other Offenses	0	0
Total Group B	0	0

TIBRS Group A Offenses	Offenses		Arrests	
	Reported	Cleared	Adult	Juvenile
Crimes Against Persons				
Murder	0	0	0	0
Negligent Manslaughter	0	0	0	0
Kidnapping/Abduction	0	0	0	0
Forcible Rape	0	0	0	0
Forcible Sodomy	0	0	0	0
Sexual Assault W/Object	0	0	0	0
Forcible Fondling	0	0	0	0
Incest	0	0	0	0
Statutory Rape	0	0	0	0
Aggravated Assault	0	0	0	0
Simple Assault	0	0	0	0
Intimidation	0	0	0	0
Stalking	0	0	0	0
Commercial Sex Acts	0	0	0	0
Involuntary Servitude	0	0	0	0
Crimes Against Property				
Arson	1	0	0	0
Bribery	0	0	0	0
Burglary	0	0	0	0
Counterfeiting/Forgery	0	0	0	0
Destruction/Damage/Vandalism	0	0	0	0
Embezzlement	0	0	0	0
Extortion/Blackmail	0	0	0	0
Fraud - False Pretenses	0	0	0	0
Fraud - Credit Card/ATM	0	0	0	0
Fraud - Impersonation	0	0	0	0
Fraud - Welfare	0	0	0	0
Fraud - Wire	0	0	0	0
Motor Vehicle Theft	0	0	0	0
Robbery	0	0	0	0
Stolen Property Offenses	0	0	0	0
Theft - Pocket-picking	0	0	0	0
Theft - Purse Snatching	0	0	0	0
Theft - Shoplifting	0	0	0	0
Theft From Building	0	0	0	0
Theft From Coin Machine	0	0	0	0
Theft From Motor Vehicle	1	0	0	0
Theft of Motor Vehicle Parts	0	0	0	0
Theft - All Other Larceny	0	0	0	0
Crimes Against Society				
Drug/Narcotic Violations	0	0	0	0
Drug/Narcotic Equipment Violations	0	0	0	0
Gambling - Betting/Wagering	0	0	0	0
Gambling - Operating/Promoting	0	0	0	0
Gambling - Equipment Violations	0	0	0	0
Gambling - Sports Tampering	0	0	0	0
Pornography/Obscene Material	0	0	0	0
Prostitution	0	0	0	0
Prostitution Assisting/Promoting	0	0	0	0
Purchasing Prostitution	0	0	0	0
Weapon Law Violations	0	0	0	0
Total Group A Offenses	2	0	0	0



Montgomery Bell State Park - 2015

2014 Population Estimate	N/A
Offense Overview	
Offense Total	13
Number Cleared	1
Percent Cleared	7.69 %
Group A Crimes per 100,000 population	N/A
Arrest Overview	
Total Arrests	4
Adult Arrests	4
Juvenile Arrests	0
Unknown Age	0
Arrests per 100,000 population	N/A
Average number offenses/incident	1.00

Domestic Violence Victims		
Offense	Reported	Cleared
Murder	0	0
Aggravated Assault	0	0
Simple Assault	0	0
Intimidation	0	0
Stalking	0	0
Forcible Rape	0	0
Forcible Sodomy	0	0
Sexual Assault W/Object	0	0
Forcible Fondling	0	0
Incest	0	0
Statutory Rape	0	0
Kidnapping/Abduction	0	0
Total	0	0

TIBRS Group B Arrests		
Offense	Adult	Juvenile
Bad Checks	0	0
Curfew/Vagrancy	0	0
Disorderly Conduct	0	0
DUI	2	0
Drunkenness	0	0
Family-Non Violent	0	0
Liquor Law Violations	0	0
Peeping Tom	0	0
Trespass	0	0
All Other Offenses	1	0
Total Group B	3	0

TIBRS Group A Offenses	Offenses		Arrests	
	Reported	Cleared	Adult	Juvenile
Crimes Against Persons				
Murder	0	0	0	0
Negligent Manslaughter	0	0	0	0
Kidnapping/Abduction	0	0	0	0
Forcible Rape	0	0	0	0
Forcible Sodomy	0	0	0	0
Sexual Assault W/Object	0	0	0	0
Forcible Fondling	0	0	0	0
Incest	0	0	0	0
Statutory Rape	0	0	0	0
Aggravated Assault	0	0	0	0
Simple Assault	2	1	1	0
Intimidation	0	0	0	0
Stalking	0	0	0	0
Commercial Sex Acts	0	0	0	0
Involuntary Servitude	0	0	0	0
Crimes Against Property				
Arson	0	0	0	0
Bribery	0	0	0	0
Burglary	0	0	0	0
Counterfeiting/Forgery	0	0	0	0
Destruction/Damage/Vandalism	3	0	0	0
Embezzlement	0	0	0	0
Extortion/Blackmail	0	0	0	0
Fraud - False Pretenses	0	0	0	0
Fraud - Credit Card/ATM	0	0	0	0
Fraud - Impersonation	0	0	0	0
Fraud - Welfare	0	0	0	0
Fraud - Wire	0	0	0	0
Motor Vehicle Theft	0	0	0	0
Robbery	0	0	0	0
Stolen Property Offenses	0	0	0	0
Theft - Pocket-picking	0	0	0	0
Theft - Purse Snatching	0	0	0	0
Theft - Shoplifting	0	0	0	0
Theft From Building	1	0	0	0
Theft From Coin Machine	0	0	0	0
Theft From Motor Vehicle	5	0	0	0
Theft of Motor Vehicle Parts	0	0	0	0
Theft - All Other Larceny	1	0	0	0
Crimes Against Society				
Drug/Narcotic Violations	1	0	0	0
Drug/Narcotic Equipment Violations	0	0	0	0
Gambling - Betting/Wagering	0	0	0	0
Gambling - Operating/Promoting	0	0	0	0
Gambling - Equipment Violations	0	0	0	0
Gambling - Sports Tampering	0	0	0	0
Pornography/Obscene Material	0	0	0	0
Prostitution	0	0	0	0
Prostitution Assisting/Promoting	0	0	0	0
Purchasing Prostitution	0	0	0	0
Weapon Law Violations	0	0	0	0
Total Group A Offenses	13	1	1	0



Mousetail Landing State Park - 2015

2014 Population Estimate	N/A
Offense Overview	
Offense Total	2
Number Cleared	0
Percent Cleared	0.00 %
Group A Crimes per 100,000 population	N/A
Arrest Overview	
Total Arrests	0
Adult Arrests	0
Juvenile Arrests	0
Unknown Age	0
Arrests per 100,000 population	N/A
Average number offenses/incident	2.00

Domestic Violence Victims		
Offense	Reported	Cleared
Murder	0	0
Aggravated Assault	0	0
Simple Assault	0	0
Intimidation	0	0
Stalking	0	0
Forcible Rape	0	0
Forcible Sodomy	0	0
Sexual Assault W/Object	0	0
Forcible Fondling	0	0
Incest	0	0
Statutory Rape	0	0
Kidnapping/Abduction	0	0
Total	0	0

TIBRS Group B Arrests		
Offense	Adult	Juvenile
Bad Checks	0	0
Curfew/Vagrancy	0	0
Disorderly Conduct	0	0
DUI	0	0
Drunkenness	0	0
Family-Non Violent	0	0
Liquor Law Violations	0	0
Peeping Tom	0	0
Trespass	0	0
All Other Offenses	0	0
Total Group B	0	0

TIBRS Group A Offenses	Offenses		Arrests	
	Reported	Cleared	Adult	Juvenile
Crimes Against Persons				
Murder	0	0	0	0
Negligent Manslaughter	0	0	0	0
Kidnapping/Abduction	0	0	0	0
Forcible Rape	0	0	0	0
Forcible Sodomy	0	0	0	0
Sexual Assault W/Object	0	0	0	0
Forcible Fondling	0	0	0	0
Incest	0	0	0	0
Statutory Rape	0	0	0	0
Aggravated Assault	0	0	0	0
Simple Assault	0	0	0	0
Intimidation	0	0	0	0
Stalking	0	0	0	0
Commercial Sex Acts	0	0	0	0
Involuntary Servitude	0	0	0	0
Crimes Against Property				
Arson	0	0	0	0
Bribery	0	0	0	0
Burglary	0	0	0	0
Counterfeiting/Forgery	0	0	0	0
Destruction/Damage/Vandalism	1	0	0	0
Embezzlement	0	0	0	0
Extortion/Blackmail	0	0	0	0
Fraud - False Pretenses	0	0	0	0
Fraud - Credit Card/ATM	0	0	0	0
Fraud - Impersonation	0	0	0	0
Fraud - Welfare	0	0	0	0
Fraud - Wire	0	0	0	0
Motor Vehicle Theft	0	0	0	0
Robbery	0	0	0	0
Stolen Property Offenses	0	0	0	0
Theft - Pocket-picking	0	0	0	0
Theft - Purse Snatching	0	0	0	0
Theft - Shoplifting	0	0	0	0
Theft From Building	0	0	0	0
Theft From Coin Machine	0	0	0	0
Theft From Motor Vehicle	0	0	0	0
Theft of Motor Vehicle Parts	0	0	0	0
Theft - All Other Larceny	1	0	0	0
Crimes Against Society				
Drug/Narcotic Violations	0	0	0	0
Drug/Narcotic Equipment Violations	0	0	0	0
Gambling - Betting/Wagering	0	0	0	0
Gambling - Operating/Promoting	0	0	0	0
Gambling - Equipment Violations	0	0	0	0
Gambling - Sports Tampering	0	0	0	0
Pornography/Obscene Material	0	0	0	0
Prostitution	0	0	0	0
Prostitution Assisting/Promoting	0	0	0	0
Purchasing Prostitution	0	0	0	0
Weapon Law Violations	0	0	0	0
Total Group A Offenses	2	0	0	0



2014 Population Estimate	N/A
Offense Overview	
Offense Total	1
Number Cleared	1
Percent Cleared	100.00 %
Group A Crimes per 100,000 population	N/A
Arrest Overview	
Total Arrests	4
Adult Arrests	4
Juvenile Arrests	0
Unknown Age	0
Arrests per 100,000 population	N/A
Average number offenses/incident	1.00

Domestic Violence Victims		
Offense	Reported	Cleared
Murder	0	0
Aggravated Assault	0	0
Simple Assault	0	0
Intimidation	0	0
Stalking	0	0
Forcible Rape	0	0
Forcible Sodomy	0	0
Sexual Assault W/Object	0	0
Forcible Fondling	0	0
Incest	0	0
Statutory Rape	0	0
Kidnapping/Abduction	0	0
Total	0	0

TIBRS Group B Arrests		
Offense	Adult	Juvenile
Bad Checks	0	0
Curfew/Vagrancy	0	0
Disorderly Conduct	0	0
DUI	0	0
Drunkenness	0	0
Family-Non Violent	0	0
Liquor Law Violations	3	0
Peeping Tom	0	0
Trespass	0	0
All Other Offenses	0	0
Total Group B	3	0

TIBRS Group A Offenses	Offenses		Arrests	
	Reported	Cleared	Adult	Juvenile
Crimes Against Persons				
Murder	0	0	0	0
Negligent Manslaughter	0	0	0	0
Kidnapping/Abduction	0	0	0	0
Forcible Rape	0	0	0	0
Forcible Sodomy	0	0	0	0
Sexual Assault W/Object	0	0	0	0
Forcible Fondling	0	0	0	0
Incest	0	0	0	0
Statutory Rape	0	0	0	0
Aggravated Assault	0	0	0	0
Simple Assault	0	0	0	0
Intimidation	0	0	0	0
Stalking	0	0	0	0
Commercial Sex Acts	0	0	0	0
Involuntary Servitude	0	0	0	0
Crimes Against Property				
Arson	0	0	0	0
Bribery	0	0	0	0
Burglary	0	0	0	0
Counterfeiting/Forgery	0	0	0	0
Destruction/Damage/Vandalism	0	0	0	0
Embezzlement	0	0	0	0
Extortion/Blackmail	0	0	0	0
Fraud - False Pretenses	0	0	0	0
Fraud - Credit Card/ATM	0	0	0	0
Fraud - Impersonation	0	0	0	0
Fraud - Welfare	0	0	0	0
Fraud - Wire	0	0	0	0
Motor Vehicle Theft	0	0	0	0
Robbery	0	0	0	0
Stolen Property Offenses	0	0	0	0
Theft - Pocket-picking	0	0	0	0
Theft - Purse Snatching	0	0	0	0
Theft - Shoplifting	0	0	0	0
Theft From Building	0	0	0	0
Theft From Coin Machine	0	0	0	0
Theft From Motor Vehicle	0	0	0	0
Theft of Motor Vehicle Parts	0	0	0	0
Theft - All Other Larceny	0	0	0	0
Crimes Against Society				
Drug/Narcotic Violations	0	0	0	0
Drug/Narcotic Equipment Violations	1	1	1	0
Gambling - Betting/Wagering	0	0	0	0
Gambling - Operating/Promoting	0	0	0	0
Gambling - Equipment Violations	0	0	0	0
Gambling - Sports Tampering	0	0	0	0
Pornography/Obscene Material	0	0	0	0
Prostitution	0	0	0	0
Prostitution Assisting/Promoting	0	0	0	0
Purchasing Prostitution	0	0	0	0
Weapon Law Violations	0	0	0	0
Total Group A Offenses	1	1	1	0



2014 Population Estimate	N/A
Offense Overview	
Offense Total	3
Number Cleared	2
Percent Cleared	66.67 %
Group A Crimes per 100,000 population	N/A
Arrest Overview	
Total Arrests	1
Adult Arrests	1
Juvenile Arrests	0
Unknown Age	0
Arrests per 100,000 population	N/A
Average number offenses/incident	1.50

Domestic Violence Victims		
Offense	Reported	Cleared
Murder	0	0
Aggravated Assault	0	0
Simple Assault	0	0
Intimidation	0	0
Stalking	0	0
Forcible Rape	0	0
Forcible Sodomy	0	0
Sexual Assault W/Object	0	0
Forcible Fondling	0	0
Incest	0	0
Statutory Rape	0	0
Kidnapping/Abduction	0	0
Total	0	0

TIBRS Group B Arrests		
Offense	Adult	Juvenile
Bad Checks	0	0
Curfew/Vagrancy	0	0
Disorderly Conduct	0	0
DUI	0	0
Drunkenness	0	0
Family-Non Violent	0	0
Liquor Law Violations	0	0
Peeping Tom	0	0
Trespass	0	0
All Other Offenses	0	0
Total Group B	0	0

TIBRS Group A Offenses	Offenses		Arrests	
	Reported	Cleared	Adult	Juvenile
Crimes Against Persons				
Murder	0	0	0	0
Negligent Manslaughter	0	0	0	0
Kidnapping/Abduction	0	0	0	0
Forcible Rape	0	0	0	0
Forcible Sodomy	0	0	0	0
Sexual Assault W/Object	0	0	0	0
Forcible Fondling	0	0	0	0
Incest	0	0	0	0
Statutory Rape	0	0	0	0
Aggravated Assault	0	0	0	0
Simple Assault	0	0	0	0
Intimidation	0	0	0	0
Stalking	0	0	0	0
Commercial Sex Acts	0	0	0	0
Involuntary Servitude	0	0	0	0
Crimes Against Property				
Arson	0	0	0	0
Bribery	0	0	0	0
Burglary	0	0	0	0
Counterfeiting/Forgery	0	0	0	0
Destruction/Damage/Vandalism	1	1	0	0
Embezzlement	0	0	0	0
Extortion/Blackmail	0	0	0	0
Fraud - False Pretenses	1	1	1	0
Fraud - Credit Card/ATM	0	0	0	0
Fraud - Impersonation	0	0	0	0
Fraud - Welfare	0	0	0	0
Fraud - Wire	0	0	0	0
Motor Vehicle Theft	0	0	0	0
Robbery	0	0	0	0
Stolen Property Offenses	0	0	0	0
Theft - Pocket-picking	0	0	0	0
Theft - Purse Snatching	0	0	0	0
Theft - Shoplifting	0	0	0	0
Theft From Building	0	0	0	0
Theft From Coin Machine	0	0	0	0
Theft From Motor Vehicle	0	0	0	0
Theft of Motor Vehicle Parts	0	0	0	0
Theft - All Other Larceny	1	0	0	0
Crimes Against Society				
Drug/Narcotic Violations	0	0	0	0
Drug/Narcotic Equipment Violations	0	0	0	0
Gambling - Betting/Wagering	0	0	0	0
Gambling - Operating/Promoting	0	0	0	0
Gambling - Equipment Violations	0	0	0	0
Gambling - Sports Tampering	0	0	0	0
Pornography/Obscene Material	0	0	0	0
Prostitution	0	0	0	0
Prostitution Assisting/Promoting	0	0	0	0
Purchasing Prostitution	0	0	0	0
Weapon Law Violations	0	0	0	0
Total Group A Offenses	3	2	1	0



2014 Population Estimate	N/A
Offense Overview	
Offense Total	2
Number Cleared	0
Percent Cleared	0.00 %
Group A Crimes per 100,000 population	N/A
Arrest Overview	
Total Arrests	0
Adult Arrests	0
Juvenile Arrests	0
Unknown Age	0
Arrests per 100,000 population	N/A
Average number offenses/incident	1.00

Domestic Violence Victims		
Offense	Reported	Cleared
Murder	0	0
Aggravated Assault	0	0
Simple Assault	0	0
Intimidation	0	0
Stalking	0	0
Forcible Rape	0	0
Forcible Sodomy	0	0
Sexual Assault W/Object	0	0
Forcible Fondling	0	0
Incest	0	0
Statutory Rape	0	0
Kidnapping/Abduction	0	0
Total	0	0

TIBRS Group B Arrests		
Offense	Adult	Juvenile
Bad Checks	0	0
Curfew/Vagrancy	0	0
Disorderly Conduct	0	0
DUI	0	0
Drunkenness	0	0
Family-Non Violent	0	0
Liquor Law Violations	0	0
Peeping Tom	0	0
Trespass	0	0
All Other Offenses	0	0
Total Group B	0	0

TIBRS Group A Offenses	Offenses		Arrests	
	Reported	Cleared	Adult	Juvenile
Crimes Against Persons				
Murder	0	0	0	0
Negligent Manslaughter	0	0	0	0
Kidnapping/Abduction	0	0	0	0
Forcible Rape	0	0	0	0
Forcible Sodomy	0	0	0	0
Sexual Assault W/Object	0	0	0	0
Forcible Fondling	0	0	0	0
Incest	0	0	0	0
Statutory Rape	0	0	0	0
Aggravated Assault	0	0	0	0
Simple Assault	0	0	0	0
Intimidation	0	0	0	0
Stalking	0	0	0	0
Commercial Sex Acts	0	0	0	0
Involuntary Servitude	0	0	0	0
Crimes Against Property				
Arson	0	0	0	0
Bribery	0	0	0	0
Burglary	0	0	0	0
Counterfeiting/Forgery	0	0	0	0
Destruction/Damage/Vandalism	2	0	0	0
Embezzlement	0	0	0	0
Extortion/Blackmail	0	0	0	0
Fraud - False Pretenses	0	0	0	0
Fraud - Credit Card/ATM	0	0	0	0
Fraud - Impersonation	0	0	0	0
Fraud - Welfare	0	0	0	0
Fraud - Wire	0	0	0	0
Motor Vehicle Theft	0	0	0	0
Robbery	0	0	0	0
Stolen Property Offenses	0	0	0	0
Theft - Pocket-picking	0	0	0	0
Theft - Purse Snatching	0	0	0	0
Theft - Shoplifting	0	0	0	0
Theft From Building	0	0	0	0
Theft From Coin Machine	0	0	0	0
Theft From Motor Vehicle	0	0	0	0
Theft of Motor Vehicle Parts	0	0	0	0
Theft - All Other Larceny	0	0	0	0
Crimes Against Society				
Drug/Narcotic Violations	0	0	0	0
Drug/Narcotic Equipment Violations	0	0	0	0
Gambling - Betting/Wagering	0	0	0	0
Gambling - Operating/Promoting	0	0	0	0
Gambling - Equipment Violations	0	0	0	0
Gambling - Sports Tampering	0	0	0	0
Pornography/Obscene Material	0	0	0	0
Prostitution	0	0	0	0
Prostitution Assisting/Promoting	0	0	0	0
Purchasing Prostitution	0	0	0	0
Weapon Law Violations	0	0	0	0
Total Group A Offenses	2	0	0	0



2014 Population Estimate	N/A
Offense Overview	
Offense Total	15
Number Cleared	10
Percent Cleared	66.67 %
Group A Crimes per 100,000 population	N/A
Arrest Overview	
Total Arrests	11
Adult Arrests	10
Juvenile Arrests	1
Unknown Age	0
Arrests per 100,000 population	N/A
Average number offenses/incident	1.36

Domestic Violence Victims		
Offense	Reported	Cleared
Murder	0	0
Aggravated Assault	0	0
Simple Assault	0	0
Intimidation	0	0
Stalking	0	0
Forcible Rape	0	0
Forcible Sodomy	0	0
Sexual Assault W/Object	0	0
Forcible Fondling	0	0
Incest	0	0
Statutory Rape	0	0
Kidnapping/Abduction	0	0
Total	0	0

TIBRS Group B Arrests		
Offense	Adult	Juvenile
Bad Checks	0	0
Curfew/Vagrancy	0	0
Disorderly Conduct	0	0
DUI	0	0
Drunkenness	1	0
Family-Non Violent	0	0
Liquor Law Violations	0	0
Peeping Tom	0	0
Trespass	0	0
All Other Offenses	0	0
Total Group B	1	0

TIBRS Group A Offenses	Offenses		Arrests	
	Reported	Cleared	Adult	Juvenile
Crimes Against Persons				
Murder	0	0	0	0
Negligent Manslaughter	0	0	0	0
Kidnapping/Abduction	0	0	0	0
Forcible Rape	0	0	0	0
Forcible Sodomy	0	0	0	0
Sexual Assault W/Object	0	0	0	0
Forcible Fondling	0	0	0	0
Incest	0	0	0	0
Statutory Rape	0	0	0	0
Aggravated Assault	0	0	0	0
Simple Assault	0	0	0	0
Intimidation	0	0	0	0
Stalking	0	0	0	0
Commercial Sex Acts	0	0	0	0
Involuntary Servitude	0	0	0	0
Crimes Against Property				
Arson	0	0	0	0
Bribery	0	0	0	0
Burglary	0	0	0	0
Counterfeiting/Forgery	0	0	0	0
Destruction/Damage/Vandalism	0	0	0	0
Embezzlement	0	0	0	0
Extortion/Blackmail	0	0	0	0
Fraud - False Pretenses	0	0	0	0
Fraud - Credit Card/ATM	0	0	0	0
Fraud - Impersonation	0	0	0	0
Fraud - Welfare	0	0	0	0
Fraud - Wire	0	0	0	0
Motor Vehicle Theft	0	0	0	0
Robbery	0	0	0	0
Stolen Property Offenses	0	0	0	0
Theft - Pocket-picking	0	0	0	0
Theft - Purse Snatching	0	0	0	0
Theft - Shoplifting	0	0	0	0
Theft From Building	0	0	0	0
Theft From Coin Machine	0	0	0	0
Theft From Motor Vehicle	5	0	0	0
Theft of Motor Vehicle Parts	0	0	0	0
Theft - All Other Larceny	0	0	0	0
Crimes Against Society				
Drug/Narcotic Violations	6	6	9	1
Drug/Narcotic Equipment Violations	4	4	0	0
Gambling - Betting/Wagering	0	0	0	0
Gambling - Operating/Promoting	0	0	0	0
Gambling - Equipment Violations	0	0	0	0
Gambling - Sports Tampering	0	0	0	0
Pornography/Obscene Material	0	0	0	0
Prostitution	0	0	0	0
Prostitution Assisting/Promoting	0	0	0	0
Purchasing Prostitution	0	0	0	0
Weapon Law Violations	0	0	0	0
Total Group A Offenses	15	10	9	1



2014 Population Estimate	N/A
Offense Overview	
Offense Total	5
Number Cleared	0
Percent Cleared	0.00 %
Group A Crimes per 100,000 population	N/A
Arrest Overview	
Total Arrests	1
Adult Arrests	1
Juvenile Arrests	0
Unknown Age	0
Arrests per 100,000 population	N/A
Average number offenses/incident	1.00

Domestic Violence Victims		
Offense	Reported	Cleared
Murder	0	0
Aggravated Assault	0	0
Simple Assault	0	0
Intimidation	0	0
Stalking	0	0
Forcible Rape	0	0
Forcible Sodomy	0	0
Sexual Assault W/Object	0	0
Forcible Fondling	0	0
Incest	0	0
Statutory Rape	0	0
Kidnapping/Abduction	0	0
Total	0	0

TIBRS Group B Arrests		
Offense	Adult	Juvenile
Bad Checks	0	0
Curfew/Vagrancy	0	0
Disorderly Conduct	0	0
DUI	1	0
Drunkenness	0	0
Family-Non Violent	0	0
Liquor Law Violations	0	0
Peeping Tom	0	0
Trespass	0	0
All Other Offenses	0	0
Total Group B	1	0

TIBRS Group A Offenses	Offenses		Arrests	
	Reported	Cleared	Adult	Juvenile
Crimes Against Persons				
Murder	0	0	0	0
Negligent Manslaughter	0	0	0	0
Kidnapping/Abduction	0	0	0	0
Forcible Rape	0	0	0	0
Forcible Sodomy	0	0	0	0
Sexual Assault W/Object	0	0	0	0
Forcible Fondling	0	0	0	0
Incest	0	0	0	0
Statutory Rape	0	0	0	0
Aggravated Assault	0	0	0	0
Simple Assault	0	0	0	0
Intimidation	0	0	0	0
Stalking	0	0	0	0
Commercial Sex Acts	0	0	0	0
Involuntary Servitude	0	0	0	0
Crimes Against Property				
Arson	0	0	0	0
Bribery	0	0	0	0
Burglary	0	0	0	0
Counterfeiting/Forgery	0	0	0	0
Destruction/Damage/Vandalism	0	0	0	0
Embezzlement	0	0	0	0
Extortion/Blackmail	0	0	0	0
Fraud - False Pretenses	0	0	0	0
Fraud - Credit Card/ATM	0	0	0	0
Fraud - Impersonation	0	0	0	0
Fraud - Welfare	0	0	0	0
Fraud - Wire	0	0	0	0
Motor Vehicle Theft	0	0	0	0
Robbery	0	0	0	0
Stolen Property Offenses	0	0	0	0
Theft - Pocket-picking	0	0	0	0
Theft - Purse Snatching	0	0	0	0
Theft - Shoplifting	0	0	0	0
Theft From Building	0	0	0	0
Theft From Coin Machine	0	0	0	0
Theft From Motor Vehicle	5	0	0	0
Theft of Motor Vehicle Parts	0	0	0	0
Theft - All Other Larceny	0	0	0	0
Crimes Against Society				
Drug/Narcotic Violations	0	0	0	0
Drug/Narcotic Equipment Violations	0	0	0	0
Gambling - Betting/Wagering	0	0	0	0
Gambling - Operating/Promoting	0	0	0	0
Gambling - Equipment Violations	0	0	0	0
Gambling - Sports Tampering	0	0	0	0
Pornography/Obscene Material	0	0	0	0
Prostitution	0	0	0	0
Prostitution Assisting/Promoting	0	0	0	0
Purchasing Prostitution	0	0	0	0
Weapon Law Violations	0	0	0	0
Total Group A Offenses	5	0	0	0



Paris Landing State Park - 2015

2014 Population Estimate	N/A
Offense Overview	
Offense Total	7
Number Cleared	3
Percent Cleared	42.86 %
Group A Crimes per 100,000 population	N/A
Arrest Overview	
Total Arrests	2
Adult Arrests	2
Juvenile Arrests	0
Unknown Age	0
Arrests per 100,000 population	N/A
Average number offenses/incident	1.17

Domestic Violence Victims		
Offense	Reported	Cleared
Murder	0	0
Aggravated Assault	0	0
Simple Assault	2	1
Intimidation	0	0
Stalking	0	0
Forcible Rape	0	0
Forcible Sodomy	0	0
Sexual Assault W/Object	0	0
Forcible Fondling	0	0
Incest	0	0
Statutory Rape	0	0
Kidnapping/Abduction	0	0
Total	2	1

TIBRS Group B Arrests		
Offense	Adult	Juvenile
Bad Checks	0	0
Curfew/Vagrancy	0	0
Disorderly Conduct	0	0
DUI	0	0
Drunkenness	0	0
Family-Non Violent	0	0
Liquor Law Violations	0	0
Peeping Tom	0	0
Trespass	0	0
All Other Offenses	0	0
Total Group B	0	0

TIBRS Group A Offenses	Offenses		Arrests	
	Reported	Cleared	Adult	Juvenile
Crimes Against Persons				
Murder	0	0	0	0
Negligent Manslaughter	0	0	0	0
Kidnapping/Abduction	0	0	0	0
Forcible Rape	0	0	0	0
Forcible Sodomy	0	0	0	0
Sexual Assault W/Object	0	0	0	0
Forcible Fondling	0	0	0	0
Incest	0	0	0	0
Statutory Rape	0	0	0	0
Aggravated Assault	0	0	0	0
Simple Assault	2	1	1	0
Intimidation	0	0	0	0
Stalking	0	0	0	0
Commercial Sex Acts	0	0	0	0
Involuntary Servitude	0	0	0	0
Crimes Against Property				
Arson	0	0	0	0
Bribery	0	0	0	0
Burglary	0	0	0	0
Counterfeiting/Forgery	0	0	0	0
Destruction/Damage/Vandalism	0	0	0	0
Embezzlement	0	0	0	0
Extortion/Blackmail	0	0	0	0
Fraud - False Pretenses	1	0	0	0
Fraud - Credit Card/ATM	0	0	0	0
Fraud - Impersonation	0	0	0	0
Fraud - Welfare	0	0	0	0
Fraud - Wire	0	0	0	0
Motor Vehicle Theft	0	0	0	0
Robbery	0	0	0	0
Stolen Property Offenses	0	0	0	0
Theft - Pocket-picking	0	0	0	0
Theft - Purse Snatching	0	0	0	0
Theft - Shoplifting	0	0	0	0
Theft From Building	1	0	0	0
Theft From Coin Machine	0	0	0	0
Theft From Motor Vehicle	1	0	0	0
Theft of Motor Vehicle Parts	0	0	0	0
Theft - All Other Larceny	0	0	0	0
Crimes Against Society				
Drug/Narcotic Violations	0	0	0	0
Drug/Narcotic Equipment Violations	1	1	0	0
Gambling - Betting/Wagering	0	0	0	0
Gambling - Operating/Promoting	0	0	0	0
Gambling - Equipment Violations	0	0	0	0
Gambling - Sports Tampering	0	0	0	0
Pornography/Obscene Material	0	0	0	0
Prostitution	0	0	0	0
Prostitution Assisting/Promoting	0	0	0	0
Purchasing Prostitution	0	0	0	0
Weapon Law Violations	1	1	1	0
Total Group A Offenses	7	3	2	0



2014 Population Estimate	N/A
Offense Overview	
Offense Total	1
Number Cleared	0
Percent Cleared	0.00 %
Group A Crimes per 100,000 population	N/A
Arrest Overview	
Total Arrests	0
Adult Arrests	0
Juvenile Arrests	0
Unknown Age	0
Arrests per 100,000 population	N/A
Average number offenses/incident	1.00

Domestic Violence Victims		
Offense	Reported	Cleared
Murder	0	0
Aggravated Assault	0	0
Simple Assault	0	0
Intimidation	0	0
Stalking	0	0
Forcible Rape	0	0
Forcible Sodomy	0	0
Sexual Assault W/Object	0	0
Forcible Fondling	0	0
Incest	0	0
Statutory Rape	0	0
Kidnapping/Abduction	0	0
Total	0	0

TIBRS Group B Arrests		
Offense	Adult	Juvenile
Bad Checks	0	0
Curfew/Vagrancy	0	0
Disorderly Conduct	0	0
DUI	0	0
Drunkenness	0	0
Family-Non Violent	0	0
Liquor Law Violations	0	0
Peeping Tom	0	0
Trespass	0	0
All Other Offenses	0	0
Total Group B	0	0

TIBRS Group A Offenses	Offenses		Arrests	
	Reported	Cleared	Adult	Juvenile
Crimes Against Persons				
Murder	0	0	0	0
Negligent Manslaughter	0	0	0	0
Kidnapping/Abduction	0	0	0	0
Forcible Rape	0	0	0	0
Forcible Sodomy	0	0	0	0
Sexual Assault W/Object	0	0	0	0
Forcible Fondling	0	0	0	0
Incest	0	0	0	0
Statutory Rape	0	0	0	0
Aggravated Assault	0	0	0	0
Simple Assault	0	0	0	0
Intimidation	0	0	0	0
Stalking	0	0	0	0
Commercial Sex Acts	0	0	0	0
Involuntary Servitude	0	0	0	0
Crimes Against Property				
Arson	0	0	0	0
Bribery	0	0	0	0
Burglary	0	0	0	0
Counterfeiting/Forgery	0	0	0	0
Destruction/Damage/Vandalism	0	0	0	0
Embezzlement	0	0	0	0
Extortion/Blackmail	0	0	0	0
Fraud - False Pretenses	0	0	0	0
Fraud - Credit Card/ATM	0	0	0	0
Fraud - Impersonation	0	0	0	0
Fraud - Welfare	0	0	0	0
Fraud - Wire	0	0	0	0
Motor Vehicle Theft	0	0	0	0
Robbery	0	0	0	0
Stolen Property Offenses	0	0	0	0
Theft - Pocket-picking	0	0	0	0
Theft - Purse Snatching	0	0	0	0
Theft - Shoplifting	0	0	0	0
Theft From Building	0	0	0	0
Theft From Coin Machine	0	0	0	0
Theft From Motor Vehicle	0	0	0	0
Theft of Motor Vehicle Parts	0	0	0	0
Theft - All Other Larceny	1	0	0	0
Crimes Against Society				
Drug/Narcotic Violations	0	0	0	0
Drug/Narcotic Equipment Violations	0	0	0	0
Gambling - Betting/Wagering	0	0	0	0
Gambling - Operating/Promoting	0	0	0	0
Gambling - Equipment Violations	0	0	0	0
Gambling - Sports Tampering	0	0	0	0
Pornography/Obscene Material	0	0	0	0
Prostitution	0	0	0	0
Prostitution Assisting/Promoting	0	0	0	0
Purchasing Prostitution	0	0	0	0
Weapon Law Violations	0	0	0	0
Total Group A Offenses	1	0	0	0



Pickwick Landing State Park - 2015

2014 Population Estimate	N/A
Offense Overview	
Offense Total	10
Number Cleared	0
Percent Cleared	0.00 %
Group A Crimes per 100,000 population	N/A
Arrest Overview	
Total Arrests	6
Adult Arrests	6
Juvenile Arrests	0
Unknown Age	0
Arrests per 100,000 population	N/A
Average number offenses/incident	1.00

Domestic Violence Victims		
Offense	Reported	Cleared
Murder	0	0
Aggravated Assault	0	0
Simple Assault	0	0
Intimidation	0	0
Stalking	0	0
Forcible Rape	0	0
Forcible Sodomy	0	0
Sexual Assault W/Object	0	0
Forcible Fondling	0	0
Incest	0	0
Statutory Rape	0	0
Kidnapping/Abduction	0	0
Total	0	0

TIBRS Group B Arrests		
Offense	Adult	Juvenile
Bad Checks	0	0
Curfew/Vagrancy	0	0
Disorderly Conduct	1	0
DUI	1	0
Drunkenness	1	0
Family-Non Violent	0	0
Liquor Law Violations	3	0
Peeping Tom	0	0
Trespass	0	0
All Other Offenses	0	0
Total Group B	6	0

TIBRS Group A Offenses	Offenses		Arrests	
	Reported	Cleared	Adult	Juvenile
Crimes Against Persons				
Murder	0	0	0	0
Negligent Manslaughter	0	0	0	0
Kidnapping/Abduction	0	0	0	0
Forcible Rape	0	0	0	0
Forcible Sodomy	0	0	0	0
Sexual Assault W/Object	0	0	0	0
Forcible Fondling	0	0	0	0
Incest	0	0	0	0
Statutory Rape	0	0	0	0
Aggravated Assault	0	0	0	0
Simple Assault	0	0	0	0
Intimidation	0	0	0	0
Stalking	0	0	0	0
Commercial Sex Acts	0	0	0	0
Involuntary Servitude	0	0	0	0
Crimes Against Property				
Arson	0	0	0	0
Bribery	0	0	0	0
Burglary	0	0	0	0
Counterfeiting/Forgery	0	0	0	0
Destruction/Damage/Vandalism	2	0	0	0
Embezzlement	0	0	0	0
Extortion/Blackmail	0	0	0	0
Fraud - False Pretenses	0	0	0	0
Fraud - Credit Card/ATM	0	0	0	0
Fraud - Impersonation	0	0	0	0
Fraud - Welfare	0	0	0	0
Fraud - Wire	0	0	0	0
Motor Vehicle Theft	0	0	0	0
Robbery	0	0	0	0
Stolen Property Offenses	0	0	0	0
Theft - Pocket-picking	0	0	0	0
Theft - Purse Snatching	0	0	0	0
Theft - Shoplifting	0	0	0	0
Theft From Building	2	0	0	0
Theft From Coin Machine	0	0	0	0
Theft From Motor Vehicle	2	0	0	0
Theft of Motor Vehicle Parts	0	0	0	0
Theft - All Other Larceny	4	0	0	0
Crimes Against Society				
Drug/Narcotic Violations	0	0	0	0
Drug/Narcotic Equipment Violations	0	0	0	0
Gambling - Betting/Wagering	0	0	0	0
Gambling - Operating/Promoting	0	0	0	0
Gambling - Equipment Violations	0	0	0	0
Gambling - Sports Tampering	0	0	0	0
Pornography/Obscene Material	0	0	0	0
Prostitution	0	0	0	0
Prostitution Assisting/Promoting	0	0	0	0
Purchasing Prostitution	0	0	0	0
Weapon Law Violations	0	0	0	0
Total Group A Offenses	10	0	0	0



2014 Population Estimate	N/A
Offense Overview	
Offense Total	0
Number Cleared	0
Percent Cleared	0.00 %
Group A Crimes per 100,000 population	N/A
Arrest Overview	
Total Arrests	0
Adult Arrests	0
Juvenile Arrests	0
Unknown Age	0
Arrests per 100,000 population	N/A
Average number offenses/incident	0.00

Domestic Violence Victims		
Offense	Reported	Cleared
Murder	0	0
Aggravated Assault	0	0
Simple Assault	0	0
Intimidation	0	0
Stalking	0	0
Forcible Rape	0	0
Forcible Sodomy	0	0
Sexual Assault W/Object	0	0
Forcible Fondling	0	0
Incest	0	0
Statutory Rape	0	0
Kidnapping/Abduction	0	0
Total	0	0

TIBRS Group B Arrests		
Offense	Adult	Juvenile
Bad Checks	0	0
Curfew/Vagrancy	0	0
Disorderly Conduct	0	0
DUI	0	0
Drunkenness	0	0
Family-Non Violent	0	0
Liquor Law Violations	0	0
Peeping Tom	0	0
Trespass	0	0
All Other Offenses	0	0
Total Group B	0	0

TIBRS Group A Offenses	Offenses		Arrests	
	Reported	Cleared	Adult	Juvenile
Crimes Against Persons				
Murder	0	0	0	0
Negligent Manslaughter	0	0	0	0
Kidnapping/Abduction	0	0	0	0
Forcible Rape	0	0	0	0
Forcible Sodomy	0	0	0	0
Sexual Assault W/Object	0	0	0	0
Forcible Fondling	0	0	0	0
Incest	0	0	0	0
Statutory Rape	0	0	0	0
Aggravated Assault	0	0	0	0
Simple Assault	0	0	0	0
Intimidation	0	0	0	0
Stalking	0	0	0	0
Commercial Sex Acts	0	0	0	0
Involuntary Servitude	0	0	0	0
Crimes Against Property				
Arson	0	0	0	0
Bribery	0	0	0	0
Burglary	0	0	0	0
Counterfeiting/Forgery	0	0	0	0
Destruction/Damage/Vandalism	0	0	0	0
Embezzlement	0	0	0	0
Extortion/Blackmail	0	0	0	0
Fraud - False Pretenses	0	0	0	0
Fraud - Credit Card/ATM	0	0	0	0
Fraud - Impersonation	0	0	0	0
Fraud - Welfare	0	0	0	0
Fraud - Wire	0	0	0	0
Motor Vehicle Theft	0	0	0	0
Robbery	0	0	0	0
Stolen Property Offenses	0	0	0	0
Theft - Pocket-picking	0	0	0	0
Theft - Purse Snatching	0	0	0	0
Theft - Shoplifting	0	0	0	0
Theft From Building	0	0	0	0
Theft From Coin Machine	0	0	0	0
Theft From Motor Vehicle	0	0	0	0
Theft of Motor Vehicle Parts	0	0	0	0
Theft - All Other Larceny	0	0	0	0
Crimes Against Society				
Drug/Narcotic Violations	0	0	0	0
Drug/Narcotic Equipment Violations	0	0	0	0
Gambling - Betting/Wagering	0	0	0	0
Gambling - Operating/Promoting	0	0	0	0
Gambling - Equipment Violations	0	0	0	0
Gambling - Sports Tampering	0	0	0	0
Pornography/Obscene Material	0	0	0	0
Prostitution	0	0	0	0
Prostitution Assisting/Promoting	0	0	0	0
Purchasing Prostitution	0	0	0	0
Weapon Law Violations	0	0	0	0
Total Group A Offenses	0	0	0	0



2014 Population Estimate	N/A
Offense Overview	
Offense Total	3
Number Cleared	2
Percent Cleared	66.67 %
Group A Crimes per 100,000 population	N/A
Arrest Overview	
Total Arrests	6
Adult Arrests	5
Juvenile Arrests	1
Unknown Age	0
Arrests per 100,000 population	N/A
Average number offenses/incident	1.50

Domestic Violence Victims		
Offense	Reported	Cleared
Murder	0	0
Aggravated Assault	0	0
Simple Assault	0	0
Intimidation	0	0
Stalking	0	0
Forcible Rape	0	0
Forcible Sodomy	0	0
Sexual Assault W/Object	0	0
Forcible Fondling	0	0
Incest	0	0
Statutory Rape	0	0
Kidnapping/Abduction	0	0
Total	0	0

TIBRS Group B Arrests		
Offense	Adult	Juvenile
Bad Checks	0	0
Curfew/Vagrancy	0	0
Disorderly Conduct	0	0
DUI	0	0
Drunkenness	0	0
Family-Non Violent	0	0
Liquor Law Violations	2	0
Peeping Tom	0	0
Trespass	1	1
All Other Offenses	0	0
Total Group B	3	1

TIBRS Group A Offenses	Offenses		Arrests	
	Reported	Cleared	Adult	Juvenile
Crimes Against Persons				
Murder	0	0	0	0
Negligent Manslaughter	0	0	0	0
Kidnapping/Abduction	0	0	0	0
Forcible Rape	0	0	0	0
Forcible Sodomy	0	0	0	0
Sexual Assault W/Object	0	0	0	0
Forcible Fondling	0	0	0	0
Incest	0	0	0	0
Statutory Rape	0	0	0	0
Aggravated Assault	0	0	0	0
Simple Assault	0	0	0	0
Intimidation	0	0	0	0
Stalking	0	0	0	0
Commercial Sex Acts	0	0	0	0
Involuntary Servitude	0	0	0	0
Crimes Against Property				
Arson	0	0	0	0
Bribery	0	0	0	0
Burglary	0	0	0	0
Counterfeiting/Forgery	0	0	0	0
Destruction/Damage/Vandalism	0	0	0	0
Embezzlement	0	0	0	0
Extortion/Blackmail	0	0	0	0
Fraud - False Pretenses	0	0	0	0
Fraud - Credit Card/ATM	0	0	0	0
Fraud - Impersonation	0	0	0	0
Fraud - Welfare	0	0	0	0
Fraud - Wire	0	0	0	0
Motor Vehicle Theft	0	0	0	0
Robbery	0	0	0	0
Stolen Property Offenses	0	0	0	0
Theft - Pocket-picking	0	0	0	0
Theft - Purse Snatching	0	0	0	0
Theft - Shoplifting	0	0	0	0
Theft From Building	0	0	0	0
Theft From Coin Machine	0	0	0	0
Theft From Motor Vehicle	1	0	0	0
Theft of Motor Vehicle Parts	0	0	0	0
Theft - All Other Larceny	0	0	0	0
Crimes Against Society				
Drug/Narcotic Violations	1	1	2	0
Drug/Narcotic Equipment Violations	1	1	0	0
Gambling - Betting/Wagering	0	0	0	0
Gambling - Operating/Promoting	0	0	0	0
Gambling - Equipment Violations	0	0	0	0
Gambling - Sports Tampering	0	0	0	0
Pornography/Obscene Material	0	0	0	0
Prostitution	0	0	0	0
Prostitution Assisting/Promoting	0	0	0	0
Purchasing Prostitution	0	0	0	0
Weapon Law Violations	0	0	0	0
Total Group A Offenses	3	2	2	0



Red Clay State Historic Park - 2015

2014 Population Estimate	N/A
Offense Overview	
Offense Total	0
Number Cleared	0
Percent Cleared	0.00 %
Group A Crimes per 100,000 population	N/A
Arrest Overview	
Total Arrests	0
Adult Arrests	0
Juvenile Arrests	0
Unknown Age	0
Arrests per 100,000 population	N/A
Average number offenses/incident	0.00

Domestic Violence Victims		
Offense	Reported	Cleared
Murder	0	0
Aggravated Assault	0	0
Simple Assault	0	0
Intimidation	0	0
Stalking	0	0
Forcible Rape	0	0
Forcible Sodomy	0	0
Sexual Assault W/Object	0	0
Forcible Fondling	0	0
Incest	0	0
Statutory Rape	0	0
Kidnapping/Abduction	0	0
Total	0	0

TIBRS Group B Arrests		
Offense	Adult	Juvenile
Bad Checks	0	0
Curfew/Vagrancy	0	0
Disorderly Conduct	0	0
DUI	0	0
Drunkenness	0	0
Family-Non Violent	0	0
Liquor Law Violations	0	0
Peeping Tom	0	0
Trespass	0	0
All Other Offenses	0	0
Total Group B	0	0

TIBRS Group A Offenses	Offenses		Arrests	
	Reported	Cleared	Adult	Juvenile
Crimes Against Persons				
Murder	0	0	0	0
Negligent Manslaughter	0	0	0	0
Kidnapping/Abduction	0	0	0	0
Forcible Rape	0	0	0	0
Forcible Sodomy	0	0	0	0
Sexual Assault W/Object	0	0	0	0
Forcible Fondling	0	0	0	0
Incest	0	0	0	0
Statutory Rape	0	0	0	0
Aggravated Assault	0	0	0	0
Simple Assault	0	0	0	0
Intimidation	0	0	0	0
Stalking	0	0	0	0
Commercial Sex Acts	0	0	0	0
Involuntary Servitude	0	0	0	0
Crimes Against Property				
Arson	0	0	0	0
Bribery	0	0	0	0
Burglary	0	0	0	0
Counterfeiting/Forgery	0	0	0	0
Destruction/Damage/Vandalism	0	0	0	0
Embezzlement	0	0	0	0
Extortion/Blackmail	0	0	0	0
Fraud - False Pretenses	0	0	0	0
Fraud - Credit Card/ATM	0	0	0	0
Fraud - Impersonation	0	0	0	0
Fraud - Welfare	0	0	0	0
Fraud - Wire	0	0	0	0
Motor Vehicle Theft	0	0	0	0
Robbery	0	0	0	0
Stolen Property Offenses	0	0	0	0
Theft - Pocket-picking	0	0	0	0
Theft - Purse Snatching	0	0	0	0
Theft - Shoplifting	0	0	0	0
Theft From Building	0	0	0	0
Theft From Coin Machine	0	0	0	0
Theft From Motor Vehicle	0	0	0	0
Theft of Motor Vehicle Parts	0	0	0	0
Theft - All Other Larceny	0	0	0	0
Crimes Against Society				
Drug/Narcotic Violations	0	0	0	0
Drug/Narcotic Equipment Violations	0	0	0	0
Gambling - Betting/Wagering	0	0	0	0
Gambling - Operating/Promoting	0	0	0	0
Gambling - Equipment Violations	0	0	0	0
Gambling - Sports Tampering	0	0	0	0
Pornography/Obscene Material	0	0	0	0
Prostitution	0	0	0	0
Prostitution Assisting/Promoting	0	0	0	0
Purchasing Prostitution	0	0	0	0
Weapon Law Violations	0	0	0	0
Total Group A Offenses	0	0	0	0



2014 Population Estimate	N/A
Offense Overview	
Offense Total	0
Number Cleared	0
Percent Cleared	0.00 %
Group A Crimes per 100,000 population	N/A
Arrest Overview	
Total Arrests	0
Adult Arrests	0
Juvenile Arrests	0
Unknown Age	0
Arrests per 100,000 population	N/A
Average number offenses/incident	0.00

Domestic Violence Victims		
Offense	Reported	Cleared
Murder	0	0
Aggravated Assault	0	0
Simple Assault	0	0
Intimidation	0	0
Stalking	0	0
Forcible Rape	0	0
Forcible Sodomy	0	0
Sexual Assault W/Object	0	0
Forcible Fondling	0	0
Incest	0	0
Statutory Rape	0	0
Kidnapping/Abduction	0	0
Total	0	0

TIBRS Group B Arrests		
Offense	Adult	Juvenile
Bad Checks	0	0
Curfew/Vagrancy	0	0
Disorderly Conduct	0	0
DUI	0	0
Drunkenness	0	0
Family-Non Violent	0	0
Liquor Law Violations	0	0
Peeping Tom	0	0
Trespass	0	0
All Other Offenses	0	0
Total Group B	0	0

TIBRS Group A Offenses	Offenses		Arrests	
	Reported	Cleared	Adult	Juvenile
Crimes Against Persons				
Murder	0	0	0	0
Negligent Manslaughter	0	0	0	0
Kidnapping/Abduction	0	0	0	0
Forcible Rape	0	0	0	0
Forcible Sodomy	0	0	0	0
Sexual Assault W/Object	0	0	0	0
Forcible Fondling	0	0	0	0
Incest	0	0	0	0
Statutory Rape	0	0	0	0
Aggravated Assault	0	0	0	0
Simple Assault	0	0	0	0
Intimidation	0	0	0	0
Stalking	0	0	0	0
Commercial Sex Acts	0	0	0	0
Involuntary Servitude	0	0	0	0
Crimes Against Property				
Arson	0	0	0	0
Bribery	0	0	0	0
Burglary	0	0	0	0
Counterfeiting/Forgery	0	0	0	0
Destruction/Damage/Vandalism	0	0	0	0
Embezzlement	0	0	0	0
Extortion/Blackmail	0	0	0	0
Fraud - False Pretenses	0	0	0	0
Fraud - Credit Card/ATM	0	0	0	0
Fraud - Impersonation	0	0	0	0
Fraud - Welfare	0	0	0	0
Fraud - Wire	0	0	0	0
Motor Vehicle Theft	0	0	0	0
Robbery	0	0	0	0
Stolen Property Offenses	0	0	0	0
Theft - Pocket-picking	0	0	0	0
Theft - Purse Snatching	0	0	0	0
Theft - Shoplifting	0	0	0	0
Theft From Building	0	0	0	0
Theft From Coin Machine	0	0	0	0
Theft From Motor Vehicle	0	0	0	0
Theft of Motor Vehicle Parts	0	0	0	0
Theft - All Other Larceny	0	0	0	0
Crimes Against Society				
Drug/Narcotic Violations	0	0	0	0
Drug/Narcotic Equipment Violations	0	0	0	0
Gambling - Betting/Wagering	0	0	0	0
Gambling - Operating/Promoting	0	0	0	0
Gambling - Equipment Violations	0	0	0	0
Gambling - Sports Tampering	0	0	0	0
Pornography/Obscene Material	0	0	0	0
Prostitution	0	0	0	0
Prostitution Assisting/Promoting	0	0	0	0
Purchasing Prostitution	0	0	0	0
Weapon Law Violations	0	0	0	0
Total Group A Offenses	0	0	0	0



2014 Population Estimate	N/A
Offense Overview	
Offense Total	0
Number Cleared	0
Percent Cleared	0.00 %
Group A Crimes per 100,000 population	N/A
Arrest Overview	
Total Arrests	1
Adult Arrests	1
Juvenile Arrests	0
Unknown Age	0
Arrests per 100,000 population	N/A
Average number offenses/incident	0.00

Domestic Violence Victims		
Offense	Reported	Cleared
Murder	0	0
Aggravated Assault	0	0
Simple Assault	0	0
Intimidation	0	0
Stalking	0	0
Forcible Rape	0	0
Forcible Sodomy	0	0
Sexual Assault W/Object	0	0
Forcible Fondling	0	0
Incest	0	0
Statutory Rape	0	0
Kidnapping/Abduction	0	0
Total	0	0

TIBRS Group B Arrests		
Offense	Adult	Juvenile
Bad Checks	0	0
Curfew/Vagrancy	0	0
Disorderly Conduct	0	0
DUI	1	0
Drunkenness	0	0
Family-Non Violent	0	0
Liquor Law Violations	0	0
Peeping Tom	0	0
Trespass	0	0
All Other Offenses	0	0
Total Group B	1	0

TIBRS Group A Offenses	Offenses		Arrests	
	Reported	Cleared	Adult	Juvenile
Crimes Against Persons				
Murder	0	0	0	0
Negligent Manslaughter	0	0	0	0
Kidnapping/Abduction	0	0	0	0
Forcible Rape	0	0	0	0
Forcible Sodomy	0	0	0	0
Sexual Assault W/Object	0	0	0	0
Forcible Fondling	0	0	0	0
Incest	0	0	0	0
Statutory Rape	0	0	0	0
Aggravated Assault	0	0	0	0
Simple Assault	0	0	0	0
Intimidation	0	0	0	0
Stalking	0	0	0	0
Commercial Sex Acts	0	0	0	0
Involuntary Servitude	0	0	0	0
Crimes Against Property				
Arson	0	0	0	0
Bribery	0	0	0	0
Burglary	0	0	0	0
Counterfeiting/Forgery	0	0	0	0
Destruction/Damage/Vandalism	0	0	0	0
Embezzlement	0	0	0	0
Extortion/Blackmail	0	0	0	0
Fraud - False Pretenses	0	0	0	0
Fraud - Credit Card/ATM	0	0	0	0
Fraud - Impersonation	0	0	0	0
Fraud - Welfare	0	0	0	0
Fraud - Wire	0	0	0	0
Motor Vehicle Theft	0	0	0	0
Robbery	0	0	0	0
Stolen Property Offenses	0	0	0	0
Theft - Pocket-picking	0	0	0	0
Theft - Purse Snatching	0	0	0	0
Theft - Shoplifting	0	0	0	0
Theft From Building	0	0	0	0
Theft From Coin Machine	0	0	0	0
Theft From Motor Vehicle	0	0	0	0
Theft of Motor Vehicle Parts	0	0	0	0
Theft - All Other Larceny	0	0	0	0
Crimes Against Society				
Drug/Narcotic Violations	0	0	0	0
Drug/Narcotic Equipment Violations	0	0	0	0
Gambling - Betting/Wagering	0	0	0	0
Gambling - Operating/Promoting	0	0	0	0
Gambling - Equipment Violations	0	0	0	0
Gambling - Sports Tampering	0	0	0	0
Pornography/Obscene Material	0	0	0	0
Prostitution	0	0	0	0
Prostitution Assisting/Promoting	0	0	0	0
Purchasing Prostitution	0	0	0	0
Weapon Law Violations	0	0	0	0
Total Group A Offenses	0	0	0	0



2014 Population Estimate	N/A
Offense Overview	
Offense Total	2
Number Cleared	1
Percent Cleared	50.00 %
Group A Crimes per 100,000 population	N/A
Arrest Overview	
Total Arrests	14
Adult Arrests	13
Juvenile Arrests	1
Unknown Age	0
Arrests per 100,000 population	N/A
Average number offenses/incident	1.00

Domestic Violence Victims		
Offense	Reported	Cleared
Murder	0	0
Aggravated Assault	0	0
Simple Assault	0	0
Intimidation	0	0
Stalking	0	0
Forcible Rape	0	0
Forcible Sodomy	0	0
Sexual Assault W/Object	0	0
Forcible Fondling	0	0
Incest	0	0
Statutory Rape	0	0
Kidnapping/Abduction	0	0
Total	0	0

TIBRS Group B Arrests		
Offense	Adult	Juvenile
Bad Checks	0	0
Curfew/Vagrancy	0	0
Disorderly Conduct	0	0
DUI	0	0
Drunkenness	1	0
Family-Non Violent	0	0
Liquor Law Violations	9	1
Peeping Tom	0	0
Trespass	0	0
All Other Offenses	0	0
Total Group B	10	1

TIBRS Group A Offenses	Offenses		Arrests	
	Reported	Cleared	Adult	Juvenile
Crimes Against Persons				
Murder	0	0	0	0
Negligent Manslaughter	0	0	0	0
Kidnapping/Abduction	0	0	0	0
Forcible Rape	0	0	0	0
Forcible Sodomy	0	0	0	0
Sexual Assault W/Object	0	0	0	0
Forcible Fondling	0	0	0	0
Incest	0	0	0	0
Statutory Rape	0	0	0	0
Aggravated Assault	1	0	0	0
Simple Assault	0	0	0	0
Intimidation	0	0	0	0
Stalking	0	0	0	0
Commercial Sex Acts	0	0	0	0
Involuntary Servitude	0	0	0	0
Crimes Against Property				
Arson	0	0	0	0
Bribery	0	0	0	0
Burglary	0	0	0	0
Counterfeiting/Forgery	0	0	0	0
Destruction/Damage/Vandalism	0	0	0	0
Embezzlement	0	0	0	0
Extortion/Blackmail	0	0	0	0
Fraud - False Pretenses	0	0	0	0
Fraud - Credit Card/ATM	0	0	0	0
Fraud - Impersonation	0	0	0	0
Fraud - Welfare	0	0	0	0
Fraud - Wire	0	0	0	0
Motor Vehicle Theft	0	0	0	0
Robbery	0	0	0	0
Stolen Property Offenses	0	0	0	0
Theft - Pocket-picking	0	0	0	0
Theft - Purse Snatching	0	0	0	0
Theft - Shoplifting	0	0	0	0
Theft From Building	0	0	0	0
Theft From Coin Machine	0	0	0	0
Theft From Motor Vehicle	0	0	0	0
Theft of Motor Vehicle Parts	0	0	0	0
Theft - All Other Larceny	1	1	3	0
Crimes Against Society				
Drug/Narcotic Violations	0	0	0	0
Drug/Narcotic Equipment Violations	0	0	0	0
Gambling - Betting/Wagering	0	0	0	0
Gambling - Operating/Promoting	0	0	0	0
Gambling - Equipment Violations	0	0	0	0
Gambling - Sports Tampering	0	0	0	0
Pornography/Obscene Material	0	0	0	0
Prostitution	0	0	0	0
Prostitution Assisting/Promoting	0	0	0	0
Purchasing Prostitution	0	0	0	0
Weapon Law Violations	0	0	0	0
Total Group A Offenses	2	1	3	0



2014 Population Estimate	N/A
Offense Overview	
Offense Total	0
Number Cleared	0
Percent Cleared	0.00 %
Group A Crimes per 100,000 population	N/A
Arrest Overview	
Total Arrests	0
Adult Arrests	0
Juvenile Arrests	0
Unknown Age	0
Arrests per 100,000 population	N/A
Average number offenses/incident	0.00

Domestic Violence Victims		
Offense	Reported	Cleared
Murder	0	0
Aggravated Assault	0	0
Simple Assault	0	0
Intimidation	0	0
Stalking	0	0
Forcible Rape	0	0
Forcible Sodomy	0	0
Sexual Assault W/Object	0	0
Forcible Fondling	0	0
Incest	0	0
Statutory Rape	0	0
Kidnapping/Abduction	0	0
Total	0	0

TIBRS Group B Arrests		
Offense	Adult	Juvenile
Bad Checks	0	0
Curfew/Vagrancy	0	0
Disorderly Conduct	0	0
DUI	0	0
Drunkenness	0	0
Family-Non Violent	0	0
Liquor Law Violations	0	0
Peeping Tom	0	0
Trespass	0	0
All Other Offenses	0	0
Total Group B	0	0

TIBRS Group A Offenses	Offenses		Arrests	
	Reported	Cleared	Adult	Juvenile
Crimes Against Persons				
Murder	0	0	0	0
Negligent Manslaughter	0	0	0	0
Kidnapping/Abduction	0	0	0	0
Forcible Rape	0	0	0	0
Forcible Sodomy	0	0	0	0
Sexual Assault W/Object	0	0	0	0
Forcible Fondling	0	0	0	0
Incest	0	0	0	0
Statutory Rape	0	0	0	0
Aggravated Assault	0	0	0	0
Simple Assault	0	0	0	0
Intimidation	0	0	0	0
Stalking	0	0	0	0
Commercial Sex Acts	0	0	0	0
Involuntary Servitude	0	0	0	0
Crimes Against Property				
Arson	0	0	0	0
Bribery	0	0	0	0
Burglary	0	0	0	0
Counterfeiting/Forgery	0	0	0	0
Destruction/Damage/Vandalism	0	0	0	0
Embezzlement	0	0	0	0
Extortion/Blackmail	0	0	0	0
Fraud - False Pretenses	0	0	0	0
Fraud - Credit Card/ATM	0	0	0	0
Fraud - Impersonation	0	0	0	0
Fraud - Welfare	0	0	0	0
Fraud - Wire	0	0	0	0
Motor Vehicle Theft	0	0	0	0
Robbery	0	0	0	0
Stolen Property Offenses	0	0	0	0
Theft - Pocket-picking	0	0	0	0
Theft - Purse Snatching	0	0	0	0
Theft - Shoplifting	0	0	0	0
Theft From Building	0	0	0	0
Theft From Coin Machine	0	0	0	0
Theft From Motor Vehicle	0	0	0	0
Theft of Motor Vehicle Parts	0	0	0	0
Theft - All Other Larceny	0	0	0	0
Crimes Against Society				
Drug/Narcotic Violations	0	0	0	0
Drug/Narcotic Equipment Violations	0	0	0	0
Gambling - Betting/Wagering	0	0	0	0
Gambling - Operating/Promoting	0	0	0	0
Gambling - Equipment Violations	0	0	0	0
Gambling - Sports Tampering	0	0	0	0
Pornography/Obscene Material	0	0	0	0
Prostitution	0	0	0	0
Prostitution Assisting/Promoting	0	0	0	0
Purchasing Prostitution	0	0	0	0
Weapon Law Violations	0	0	0	0
Total Group A Offenses	0	0	0	0



Seven Islands State Birding Park - 2015

2014 Population Estimate	N/A
Offense Overview	
Offense Total	2
Number Cleared	0
Percent Cleared	0.00 %
Group A Crimes per 100,000 population	N/A
Arrest Overview	
Total Arrests	0
Adult Arrests	0
Juvenile Arrests	0
Unknown Age	0
Arrests per 100,000 population	N/A
Average number offenses/incident	1.00

Domestic Violence Victims		
Offense	Reported	Cleared
Murder	0	0
Aggravated Assault	0	0
Simple Assault	0	0
Intimidation	0	0
Stalking	0	0
Forcible Rape	0	0
Forcible Sodomy	0	0
Sexual Assault W/Object	0	0
Forcible Fondling	0	0
Incest	0	0
Statutory Rape	0	0
Kidnapping/Abduction	0	0
Total	0	0

TIBRS Group B Arrests		
Offense	Adult	Juvenile
Bad Checks	0	0
Curfew/Vagrancy	0	0
Disorderly Conduct	0	0
DUI	0	0
Drunkenness	0	0
Family-Non Violent	0	0
Liquor Law Violations	0	0
Peeping Tom	0	0
Trespass	0	0
All Other Offenses	0	0
Total Group B	0	0

TIBRS Group A Offenses	Offenses		Arrests	
	Reported	Cleared	Adult	Juvenile
Crimes Against Persons				
Murder	0	0	0	0
Negligent Manslaughter	0	0	0	0
Kidnapping/Abduction	0	0	0	0
Forcible Rape	0	0	0	0
Forcible Sodomy	0	0	0	0
Sexual Assault W/Object	0	0	0	0
Forcible Fondling	0	0	0	0
Incest	0	0	0	0
Statutory Rape	0	0	0	0
Aggravated Assault	0	0	0	0
Simple Assault	0	0	0	0
Intimidation	0	0	0	0
Stalking	0	0	0	0
Commercial Sex Acts	0	0	0	0
Involuntary Servitude	0	0	0	0
Crimes Against Property				
Arson	0	0	0	0
Bribery	0	0	0	0
Burglary	0	0	0	0
Counterfeiting/Forgery	0	0	0	0
Destruction/Damage/Vandalism	0	0	0	0
Embezzlement	0	0	0	0
Extortion/Blackmail	0	0	0	0
Fraud - False Pretenses	0	0	0	0
Fraud - Credit Card/ATM	0	0	0	0
Fraud - Impersonation	0	0	0	0
Fraud - Welfare	0	0	0	0
Fraud - Wire	0	0	0	0
Motor Vehicle Theft	0	0	0	0
Robbery	0	0	0	0
Stolen Property Offenses	0	0	0	0
Theft - Pocket-picking	0	0	0	0
Theft - Purse Snatching	0	0	0	0
Theft - Shoplifting	0	0	0	0
Theft From Building	0	0	0	0
Theft From Coin Machine	0	0	0	0
Theft From Motor Vehicle	2	0	0	0
Theft of Motor Vehicle Parts	0	0	0	0
Theft - All Other Larceny	0	0	0	0
Crimes Against Society				
Drug/Narcotic Violations	0	0	0	0
Drug/Narcotic Equipment Violations	0	0	0	0
Gambling - Betting/Wagering	0	0	0	0
Gambling - Operating/Promoting	0	0	0	0
Gambling - Equipment Violations	0	0	0	0
Gambling - Sports Tampering	0	0	0	0
Pornography/Obscene Material	0	0	0	0
Prostitution	0	0	0	0
Prostitution Assisting/Promoting	0	0	0	0
Purchasing Prostitution	0	0	0	0
Weapon Law Violations	0	0	0	0
Total Group A Offenses	2	0	0	0



2014 Population Estimate	N/A
Offense Overview	
Offense Total	0
Number Cleared	0
Percent Cleared	0.00 %
Group A Crimes per 100,000 population	N/A
Arrest Overview	
Total Arrests	0
Adult Arrests	0
Juvenile Arrests	0
Unknown Age	0
Arrests per 100,000 population	N/A
Average number offenses/incident	0.00

Domestic Violence Victims		
Offense	Reported	Cleared
Murder	0	0
Aggravated Assault	0	0
Simple Assault	0	0
Intimidation	0	0
Stalking	0	0
Forcible Rape	0	0
Forcible Sodomy	0	0
Sexual Assault W/Object	0	0
Forcible Fondling	0	0
Incest	0	0
Statutory Rape	0	0
Kidnapping/Abduction	0	0
Total	0	0

TIBRS Group B Arrests		
Offense	Adult	Juvenile
Bad Checks	0	0
Curfew/Vagrancy	0	0
Disorderly Conduct	0	0
DUI	0	0
Drunkenness	0	0
Family-Non Violent	0	0
Liquor Law Violations	0	0
Peeping Tom	0	0
Trespass	0	0
All Other Offenses	0	0
Total Group B	0	0

TIBRS Group A Offenses	Offenses		Arrests	
	Reported	Cleared	Adult	Juvenile
Crimes Against Persons				
Murder	0	0	0	0
Negligent Manslaughter	0	0	0	0
Kidnapping/Abduction	0	0	0	0
Forcible Rape	0	0	0	0
Forcible Sodomy	0	0	0	0
Sexual Assault W/Object	0	0	0	0
Forcible Fondling	0	0	0	0
Incest	0	0	0	0
Statutory Rape	0	0	0	0
Aggravated Assault	0	0	0	0
Simple Assault	0	0	0	0
Intimidation	0	0	0	0
Stalking	0	0	0	0
Commercial Sex Acts	0	0	0	0
Involuntary Servitude	0	0	0	0
Crimes Against Property				
Arson	0	0	0	0
Bribery	0	0	0	0
Burglary	0	0	0	0
Counterfeiting/Forgery	0	0	0	0
Destruction/Damage/Vandalism	0	0	0	0
Embezzlement	0	0	0	0
Extortion/Blackmail	0	0	0	0
Fraud - False Pretenses	0	0	0	0
Fraud - Credit Card/ATM	0	0	0	0
Fraud - Impersonation	0	0	0	0
Fraud - Welfare	0	0	0	0
Fraud - Wire	0	0	0	0
Motor Vehicle Theft	0	0	0	0
Robbery	0	0	0	0
Stolen Property Offenses	0	0	0	0
Theft - Pocket-picking	0	0	0	0
Theft - Purse Snatching	0	0	0	0
Theft - Shoplifting	0	0	0	0
Theft From Building	0	0	0	0
Theft From Coin Machine	0	0	0	0
Theft From Motor Vehicle	0	0	0	0
Theft of Motor Vehicle Parts	0	0	0	0
Theft - All Other Larceny	0	0	0	0
Crimes Against Society				
Drug/Narcotic Violations	0	0	0	0
Drug/Narcotic Equipment Violations	0	0	0	0
Gambling - Betting/Wagering	0	0	0	0
Gambling - Operating/Promoting	0	0	0	0
Gambling - Equipment Violations	0	0	0	0
Gambling - Sports Tampering	0	0	0	0
Pornography/Obscene Material	0	0	0	0
Prostitution	0	0	0	0
Prostitution Assisting/Promoting	0	0	0	0
Purchasing Prostitution	0	0	0	0
Weapon Law Violations	0	0	0	0
Total Group A Offenses	0	0	0	0



South Cumberland Natural Area - 2015

2014 Population Estimate	N/A
Offense Overview	
Offense Total	17
Number Cleared	13
Percent Cleared	76.47 %
Group A Crimes per 100,000 population	N/A
Arrest Overview	
Total Arrests	21
Adult Arrests	21
Juvenile Arrests	0
Unknown Age	0
Arrests per 100,000 population	N/A
Average number offenses/incident	1.70

Domestic Violence Victims		
Offense	Reported	Cleared
Murder	0	0
Aggravated Assault	0	0
Simple Assault	0	0
Intimidation	0	0
Stalking	0	0
Forcible Rape	0	0
Forcible Sodomy	0	0
Sexual Assault W/Object	0	0
Forcible Fondling	0	0
Incest	0	0
Statutory Rape	0	0
Kidnapping/Abduction	0	0
Total	0	0

TIBRS Group B Arrests		
Offense	Adult	Juvenile
Bad Checks	0	0
Curfew/Vagrancy	0	0
Disorderly Conduct	0	0
DUI	0	0
Drunkenness	0	0
Family-Non Violent	0	0
Liquor Law Violations	3	0
Peeping Tom	0	0
Trespass	0	0
All Other Offenses	8	0
Total Group B	11	0

TIBRS Group A Offenses	Offenses		Arrests	
	Reported	Cleared	Adult	Juvenile
Crimes Against Persons				
Murder	0	0	0	0
Negligent Manslaughter	0	0	0	0
Kidnapping/Abduction	0	0	0	0
Forcible Rape	0	0	0	0
Forcible Sodomy	0	0	0	0
Sexual Assault W/Object	0	0	0	0
Forcible Fondling	0	0	0	0
Incest	0	0	0	0
Statutory Rape	0	0	0	0
Aggravated Assault	0	0	0	0
Simple Assault	0	0	0	0
Intimidation	0	0	0	0
Stalking	0	0	0	0
Commercial Sex Acts	0	0	0	0
Involuntary Servitude	0	0	0	0
Crimes Against Property				
Arson	0	0	0	0
Bribery	0	0	0	0
Burglary	0	0	0	0
Counterfeiting/Forgery	0	0	0	0
Destruction/Damage/Vandalism	3	0	0	0
Embezzlement	0	0	0	0
Extortion/Blackmail	0	0	0	0
Fraud - False Pretenses	0	0	0	0
Fraud - Credit Card/ATM	0	0	0	0
Fraud - Impersonation	0	0	0	0
Fraud - Welfare	0	0	0	0
Fraud - Wire	0	0	0	0
Motor Vehicle Theft	0	0	0	0
Robbery	0	0	0	0
Stolen Property Offenses	0	0	0	0
Theft - Pocket-picking	0	0	0	0
Theft - Purse Snatching	0	0	0	0
Theft - Shoplifting	0	0	0	0
Theft From Building	0	0	0	0
Theft From Coin Machine	0	0	0	0
Theft From Motor Vehicle	1	0	0	0
Theft of Motor Vehicle Parts	0	0	0	0
Theft - All Other Larceny	0	0	0	0
Crimes Against Society				
Drug/Narcotic Violations	6	6	7	0
Drug/Narcotic Equipment Violations	6	6	2	0
Gambling - Betting/Wagering	0	0	0	0
Gambling - Operating/Promoting	0	0	0	0
Gambling - Equipment Violations	0	0	0	0
Gambling - Sports Tampering	0	0	0	0
Pornography/Obscene Material	0	0	0	0
Prostitution	0	0	0	0
Prostitution Assisting/Promoting	0	0	0	0
Purchasing Prostitution	0	0	0	0
Weapon Law Violations	1	1	1	0
Total Group A Offenses	17	13	10	0



2014 Population Estimate	N/A
Offense Overview	
Offense Total	2
Number Cleared	0
Percent Cleared	0.00 %
Group A Crimes per 100,000 population	N/A
Arrest Overview	
Total Arrests	2
Adult Arrests	2
Juvenile Arrests	0
Unknown Age	0
Arrests per 100,000 population	N/A
Average number offenses/incident	1.00

Domestic Violence Victims		
Offense	Reported	Cleared
Murder	0	0
Aggravated Assault	0	0
Simple Assault	0	0
Intimidation	0	0
Stalking	0	0
Forcible Rape	0	0
Forcible Sodomy	0	0
Sexual Assault W/Object	0	0
Forcible Fondling	0	0
Incest	0	0
Statutory Rape	0	0
Kidnapping/Abduction	0	0
Total	0	0

TIBRS Group B Arrests		
Offense	Adult	Juvenile
Bad Checks	0	0
Curfew/Vagrancy	0	0
Disorderly Conduct	0	0
DUI	1	0
Drunkenness	0	0
Family-Non Violent	0	0
Liquor Law Violations	1	0
Peeping Tom	0	0
Trespass	0	0
All Other Offenses	0	0
Total Group B	2	0

TIBRS Group A Offenses	Offenses		Arrests	
	Reported	Cleared	Adult	Juvenile
Crimes Against Persons				
Murder	0	0	0	0
Negligent Manslaughter	0	0	0	0
Kidnapping/Abduction	0	0	0	0
Forcible Rape	0	0	0	0
Forcible Sodomy	0	0	0	0
Sexual Assault W/Object	0	0	0	0
Forcible Fondling	0	0	0	0
Incest	0	0	0	0
Statutory Rape	0	0	0	0
Aggravated Assault	0	0	0	0
Simple Assault	0	0	0	0
Intimidation	0	0	0	0
Stalking	0	0	0	0
Commercial Sex Acts	0	0	0	0
Involuntary Servitude	0	0	0	0
Crimes Against Property				
Arson	0	0	0	0
Bribery	0	0	0	0
Burglary	0	0	0	0
Counterfeiting/Forgery	0	0	0	0
Destruction/Damage/Vandalism	1	0	0	0
Embezzlement	0	0	0	0
Extortion/Blackmail	0	0	0	0
Fraud - False Pretenses	0	0	0	0
Fraud - Credit Card/ATM	0	0	0	0
Fraud - Impersonation	0	0	0	0
Fraud - Welfare	0	0	0	0
Fraud - Wire	0	0	0	0
Motor Vehicle Theft	0	0	0	0
Robbery	0	0	0	0
Stolen Property Offenses	0	0	0	0
Theft - Pocket-picking	0	0	0	0
Theft - Purse Snatching	0	0	0	0
Theft - Shoplifting	0	0	0	0
Theft From Building	1	0	0	0
Theft From Coin Machine	0	0	0	0
Theft From Motor Vehicle	0	0	0	0
Theft of Motor Vehicle Parts	0	0	0	0
Theft - All Other Larceny	0	0	0	0
Crimes Against Society				
Drug/Narcotic Violations	0	0	0	0
Drug/Narcotic Equipment Violations	0	0	0	0
Gambling - Betting/Wagering	0	0	0	0
Gambling - Operating/Promoting	0	0	0	0
Gambling - Equipment Violations	0	0	0	0
Gambling - Sports Tampering	0	0	0	0
Pornography/Obscene Material	0	0	0	0
Prostitution	0	0	0	0
Prostitution Assisting/Promoting	0	0	0	0
Purchasing Prostitution	0	0	0	0
Weapon Law Violations	0	0	0	0
Total Group A Offenses	2	0	0	0



2014 Population Estimate	N/A
Offense Overview	
Offense Total	1
Number Cleared	0
Percent Cleared	0.00 %
Group A Crimes per 100,000 population	N/A
Arrest Overview	
Total Arrests	0
Adult Arrests	0
Juvenile Arrests	0
Unknown Age	0
Arrests per 100,000 population	N/A
Average number offenses/incident	1.00

Domestic Violence Victims		
Offense	Reported	Cleared
Murder	0	0
Aggravated Assault	0	0
Simple Assault	0	0
Intimidation	0	0
Stalking	0	0
Forcible Rape	0	0
Forcible Sodomy	0	0
Sexual Assault W/Object	0	0
Forcible Fondling	0	0
Incest	0	0
Statutory Rape	0	0
Kidnapping/Abduction	0	0
Total	0	0

TIBRS Group B Arrests		
Offense	Adult	Juvenile
Bad Checks	0	0
Curfew/Vagrancy	0	0
Disorderly Conduct	0	0
DUI	0	0
Drunkenness	0	0
Family-Non Violent	0	0
Liquor Law Violations	0	0
Peeping Tom	0	0
Trespass	0	0
All Other Offenses	0	0
Total Group B	0	0

TIBRS Group A Offenses	Offenses		Arrests	
	Reported	Cleared	Adult	Juvenile
Crimes Against Persons				
Murder	0	0	0	0
Negligent Manslaughter	0	0	0	0
Kidnapping/Abduction	0	0	0	0
Forcible Rape	0	0	0	0
Forcible Sodomy	0	0	0	0
Sexual Assault W/Object	0	0	0	0
Forcible Fondling	0	0	0	0
Incest	0	0	0	0
Statutory Rape	0	0	0	0
Aggravated Assault	0	0	0	0
Simple Assault	0	0	0	0
Intimidation	0	0	0	0
Stalking	0	0	0	0
Commercial Sex Acts	0	0	0	0
Involuntary Servitude	0	0	0	0
Crimes Against Property				
Arson	0	0	0	0
Bribery	0	0	0	0
Burglary	0	0	0	0
Counterfeiting/Forgery	0	0	0	0
Destruction/Damage/Vandalism	0	0	0	0
Embezzlement	0	0	0	0
Extortion/Blackmail	0	0	0	0
Fraud - False Pretenses	0	0	0	0
Fraud - Credit Card/ATM	0	0	0	0
Fraud - Impersonation	0	0	0	0
Fraud - Welfare	0	0	0	0
Fraud - Wire	0	0	0	0
Motor Vehicle Theft	0	0	0	0
Robbery	0	0	0	0
Stolen Property Offenses	0	0	0	0
Theft - Pocket-picking	0	0	0	0
Theft - Purse Snatching	0	0	0	0
Theft - Shoplifting	0	0	0	0
Theft From Building	0	0	0	0
Theft From Coin Machine	0	0	0	0
Theft From Motor Vehicle	1	0	0	0
Theft of Motor Vehicle Parts	0	0	0	0
Theft - All Other Larceny	0	0	0	0
Crimes Against Society				
Drug/Narcotic Violations	0	0	0	0
Drug/Narcotic Equipment Violations	0	0	0	0
Gambling - Betting/Wagering	0	0	0	0
Gambling - Operating/Promoting	0	0	0	0
Gambling - Equipment Violations	0	0	0	0
Gambling - Sports Tampering	0	0	0	0
Pornography/Obscene Material	0	0	0	0
Prostitution	0	0	0	0
Prostitution Assisting/Promoting	0	0	0	0
Purchasing Prostitution	0	0	0	0
Weapon Law Violations	0	0	0	0
Total Group A Offenses	1	0	0	0



2014 Population Estimate	N/A
Offense Overview	
Offense Total	1
Number Cleared	0
Percent Cleared	0.00 %
Group A Crimes per 100,000 population	N/A
Arrest Overview	
Total Arrests	0
Adult Arrests	0
Juvenile Arrests	0
Unknown Age	0
Arrests per 100,000 population	N/A
Average number offenses/incident	1.00

Domestic Violence Victims		
Offense	Reported	Cleared
Murder	0	0
Aggravated Assault	0	0
Simple Assault	0	0
Intimidation	0	0
Stalking	0	0
Forcible Rape	0	0
Forcible Sodomy	0	0
Sexual Assault W/Object	0	0
Forcible Fondling	0	0
Incest	0	0
Statutory Rape	0	0
Kidnapping/Abduction	0	0
Total	0	0

TIBRS Group B Arrests		
Offense	Adult	Juvenile
Bad Checks	0	0
Curfew/Vagrancy	0	0
Disorderly Conduct	0	0
DUI	0	0
Drunkenness	0	0
Family-Non Violent	0	0
Liquor Law Violations	0	0
Peeping Tom	0	0
Trespass	0	0
All Other Offenses	0	0
Total Group B	0	0

TIBRS Group A Offenses	Offenses		Arrests	
	Reported	Cleared	Adult	Juvenile
Crimes Against Persons				
Murder	0	0	0	0
Negligent Manslaughter	0	0	0	0
Kidnapping/Abduction	0	0	0	0
Forcible Rape	0	0	0	0
Forcible Sodomy	0	0	0	0
Sexual Assault W/Object	0	0	0	0
Forcible Fondling	0	0	0	0
Incest	0	0	0	0
Statutory Rape	0	0	0	0
Aggravated Assault	0	0	0	0
Simple Assault	0	0	0	0
Intimidation	0	0	0	0
Stalking	0	0	0	0
Commercial Sex Acts	0	0	0	0
Involuntary Servitude	0	0	0	0
Crimes Against Property				
Arson	0	0	0	0
Bribery	0	0	0	0
Burglary	0	0	0	0
Counterfeiting/Forgery	0	0	0	0
Destruction/Damage/Vandalism	0	0	0	0
Embezzlement	0	0	0	0
Extortion/Blackmail	0	0	0	0
Fraud - False Pretenses	0	0	0	0
Fraud - Credit Card/ATM	0	0	0	0
Fraud - Impersonation	0	0	0	0
Fraud - Welfare	0	0	0	0
Fraud - Wire	0	0	0	0
Motor Vehicle Theft	0	0	0	0
Robbery	0	0	0	0
Stolen Property Offenses	0	0	0	0
Theft - Pocket-picking	0	0	0	0
Theft - Purse Snatching	0	0	0	0
Theft - Shoplifting	0	0	0	0
Theft From Building	0	0	0	0
Theft From Coin Machine	0	0	0	0
Theft From Motor Vehicle	0	0	0	0
Theft of Motor Vehicle Parts	0	0	0	0
Theft - All Other Larceny	1	0	0	0
Crimes Against Society				
Drug/Narcotic Violations	0	0	0	0
Drug/Narcotic Equipment Violations	0	0	0	0
Gambling - Betting/Wagering	0	0	0	0
Gambling - Operating/Promoting	0	0	0	0
Gambling - Equipment Violations	0	0	0	0
Gambling - Sports Tampering	0	0	0	0
Pornography/Obscene Material	0	0	0	0
Prostitution	0	0	0	0
Prostitution Assisting/Promoting	0	0	0	0
Purchasing Prostitution	0	0	0	0
Weapon Law Violations	0	0	0	0
Total Group A Offenses	1	0	0	0



2014 Population Estimate	N/A
Offense Overview	
Offense Total	1
Number Cleared	0
Percent Cleared	0.00 %
Group A Crimes per 100,000 population	N/A
Arrest Overview	
Total Arrests	1
Adult Arrests	1
Juvenile Arrests	0
Unknown Age	0
Arrests per 100,000 population	N/A
Average number offenses/incident	1.00

Domestic Violence Victims		
Offense	Reported	Cleared
Murder	0	0
Aggravated Assault	0	0
Simple Assault	0	0
Intimidation	0	0
Stalking	0	0
Forcible Rape	0	0
Forcible Sodomy	0	0
Sexual Assault W/Object	0	0
Forcible Fondling	0	0
Incest	0	0
Statutory Rape	0	0
Kidnapping/Abduction	0	0
Total	0	0

TIBRS Group B Arrests		
Offense	Adult	Juvenile
Bad Checks	0	0
Curfew/Vagrancy	0	0
Disorderly Conduct	0	0
DUI	0	0
Drunkenness	1	0
Family-Non Violent	0	0
Liquor Law Violations	0	0
Peeping Tom	0	0
Trespass	0	0
All Other Offenses	0	0
Total Group B	1	0

TIBRS Group A Offenses	Offenses		Arrests	
	Reported	Cleared	Adult	Juvenile
Crimes Against Persons				
Murder	0	0	0	0
Negligent Manslaughter	0	0	0	0
Kidnapping/Abduction	0	0	0	0
Forcible Rape	0	0	0	0
Forcible Sodomy	0	0	0	0
Sexual Assault W/Object	0	0	0	0
Forcible Fondling	0	0	0	0
Incest	0	0	0	0
Statutory Rape	0	0	0	0
Aggravated Assault	0	0	0	0
Simple Assault	0	0	0	0
Intimidation	0	0	0	0
Stalking	0	0	0	0
Commercial Sex Acts	0	0	0	0
Involuntary Servitude	0	0	0	0
Crimes Against Property				
Arson	0	0	0	0
Bribery	0	0	0	0
Burglary	0	0	0	0
Counterfeiting/Forgery	0	0	0	0
Destruction/Damage/Vandalism	0	0	0	0
Embezzlement	0	0	0	0
Extortion/Blackmail	0	0	0	0
Fraud - False Pretenses	0	0	0	0
Fraud - Credit Card/ATM	0	0	0	0
Fraud - Impersonation	0	0	0	0
Fraud - Welfare	0	0	0	0
Fraud - Wire	0	0	0	0
Motor Vehicle Theft	0	0	0	0
Robbery	0	0	0	0
Stolen Property Offenses	0	0	0	0
Theft - Pocket-picking	0	0	0	0
Theft - Purse Snatching	0	0	0	0
Theft - Shoplifting	0	0	0	0
Theft From Building	0	0	0	0
Theft From Coin Machine	0	0	0	0
Theft From Motor Vehicle	1	0	0	0
Theft of Motor Vehicle Parts	0	0	0	0
Theft - All Other Larceny	0	0	0	0
Crimes Against Society				
Drug/Narcotic Violations	0	0	0	0
Drug/Narcotic Equipment Violations	0	0	0	0
Gambling - Betting/Wagering	0	0	0	0
Gambling - Operating/Promoting	0	0	0	0
Gambling - Equipment Violations	0	0	0	0
Gambling - Sports Tampering	0	0	0	0
Pornography/Obscene Material	0	0	0	0
Prostitution	0	0	0	0
Prostitution Assisting/Promoting	0	0	0	0
Purchasing Prostitution	0	0	0	0
Weapon Law Violations	0	0	0	0
Total Group A Offenses	1	0	0	0



2014 Population Estimate	N/A
Offense Overview	
Offense Total	5
Number Cleared	4
Percent Cleared	80.00 %
Group A Crimes per 100,000 population	N/A
Arrest Overview	
Total Arrests	8
Adult Arrests	8
Juvenile Arrests	0
Unknown Age	0
Arrests per 100,000 population	N/A
Average number offenses/incident	1.25

Domestic Violence Victims		
Offense	Reported	Cleared
Murder	0	0
Aggravated Assault	0	0
Simple Assault	0	0
Intimidation	0	0
Stalking	0	0
Forcible Rape	0	0
Forcible Sodomy	0	0
Sexual Assault W/Object	0	0
Forcible Fondling	0	0
Incest	0	0
Statutory Rape	0	0
Kidnapping/Abduction	0	0
Total	0	0

TIBRS Group B Arrests		
Offense	Adult	Juvenile
Bad Checks	0	0
Curfew/Vagrancy	0	0
Disorderly Conduct	1	0
DUI	2	0
Drunkenness	0	0
Family-Non Violent	0	0
Liquor Law Violations	0	0
Peeping Tom	0	0
Trespass	0	0
All Other Offenses	1	0
Total Group B	4	0

TIBRS Group A Offenses	Offenses		Arrests	
	Reported	Cleared	Adult	Juvenile
Crimes Against Persons				
Murder	0	0	0	0
Negligent Manslaughter	0	0	0	0
Kidnapping/Abduction	0	0	0	0
Forcible Rape	0	0	0	0
Forcible Sodomy	0	0	0	0
Sexual Assault W/Object	0	0	0	0
Forcible Fondling	0	0	0	0
Incest	0	0	0	0
Statutory Rape	0	0	0	0
Aggravated Assault	0	0	0	0
Simple Assault	0	0	0	0
Intimidation	0	0	0	0
Stalking	0	0	0	0
Commercial Sex Acts	0	0	0	0
Involuntary Servitude	0	0	0	0
Crimes Against Property				
Arson	0	0	0	0
Bribery	0	0	0	0
Burglary	0	0	0	0
Counterfeiting/Forgery	0	0	0	0
Destruction/Damage/Vandalism	0	0	0	0
Embezzlement	0	0	0	0
Extortion/Blackmail	0	0	0	0
Fraud - False Pretenses	0	0	0	0
Fraud - Credit Card/ATM	0	0	0	0
Fraud - Impersonation	0	0	0	0
Fraud - Welfare	0	0	0	0
Fraud - Wire	0	0	0	0
Motor Vehicle Theft	0	0	0	0
Robbery	0	0	0	0
Stolen Property Offenses	0	0	0	0
Theft - Pocket-picking	0	0	0	0
Theft - Purse Snatching	0	0	0	0
Theft - Shoplifting	0	0	0	0
Theft From Building	0	0	0	0
Theft From Coin Machine	0	0	0	0
Theft From Motor Vehicle	0	0	0	0
Theft of Motor Vehicle Parts	0	0	0	0
Theft - All Other Larceny	1	0	0	0
Crimes Against Society				
Drug/Narcotic Violations	1	1	1	0
Drug/Narcotic Equipment Violations	3	3	3	0
Gambling - Betting/Wagering	0	0	0	0
Gambling - Operating/Promoting	0	0	0	0
Gambling - Equipment Violations	0	0	0	0
Gambling - Sports Tampering	0	0	0	0
Pornography/Obscene Material	0	0	0	0
Prostitution	0	0	0	0
Prostitution Assisting/Promoting	0	0	0	0
Purchasing Prostitution	0	0	0	0
Weapon Law Violations	0	0	0	0
Total Group A Offenses	5	4	4	0





CRIME IN **TENNESSEE** 2015

APPENDIX

TIBRS

What is incident based reporting?

Incident based reporting views a crime and all of its components as an “incident”. In order to obtain important information, facts recorded and preserved about the incident are organized into specific categories or segments. The vehicle used for recording these facts is a “data element”. Data elements provide information about crime and its involvement with victims, offenders, property, arrestees, etc.

What is TIBRS?

The Tennessee Incident Based Reporting System (TIBRS) program is an incident based reporting system designed to collect information on every single crime occurrence and on each offense and arrest within the occurrence. The most significant difference between TIBRS and traditional Uniform Crime Reporting (UCR) system is the degree of detail in reporting. TIBRS collects information on 23 crime categories made up of 50 specific offenses (Group A Offenses) compared to the UCR Summary reporting system that collects only eight Part 1 Offenses. Additionally, arrests are reported for 10 Group B offense categories in TIBRS. Under the UCR Summary system, only the most serious offense was reported. In TIBRS up to 10 offenses can be reported within the same incident and each offense is counted as a crime. Because of the differences between UCR summary data and TIBRS data, any cross comparisons would provide inaccurate results in trend analysis.

Pitfalls of Ranking

In the past, crime data has been used to compile rankings of individual jurisdictions and institutions of higher learning. These crude and/or incomplete analyses have often created misleading perceptions which adversely affect geographic entities and their residents. The FBI has a long standing policy against ranking cities, counties, states and universities/colleges on the basis of crime data alone and the TBI concurs.

Locals should not be ranked because there are many factors that cause the nature and type of crime to vary from place to place. TIBRS statistics include only jurisdictional figures along with reported crime, clearance or arrest data. Rankings ignore the uniqueness of each locale. All jurisdictions are affected in some degree by:

- ❖ Population density and degree of urbanization of the locality and surrounding area;
- ❖ Variations in composition of the population;
- ❖ Number of residents vs. the “policing population” i.e., residents plus daily commuters, transients, tourists, shoppers, etc.;
- ❖ Economic conditions;
- ❖ Modes of transportation and highway systems;
- ❖ Cultural conditions;
- ❖ Family conditions with respect to divorce and family cohesiveness;
- ❖ Climate;



Pitfalls of Ranking (cont.)

- ❖ Effective strength of law enforcement;
- ❖ Administrative and investigative emphases of law enforcement; and/or
- ❖ Policies of other components of the criminal justice system, i.e., prosecutorial, judicial, correctional, and probational.

The attitudes of a jurisdiction's citizenry toward crime and the crime reporting practices of its residents are known to have an effect on the number of crimes coming to the attention of law enforcement.

Because of concerns regarding the proper use of TIBRS data, the TBI has the following policies:

- ❖ The TBI will not analyze, interpret, or publish crime statistics based solely on a single dimension of interagency ranking;
- ❖ The TBI will not furnish agency-based crime statistics to data users in a ranked format; and
- ❖ When providing/using agency-oriented statistics, the TBI cautions and, in fact, strongly discourages data users against using rankings to evaluate locales or the effectiveness of their law enforcement departments.

Crime Rates

Crime Rates in *Crime in Tennessee* reflect all 23 Group A Offense Categories. Crime rates in the FBI's *Crime in the United States* are only based upon eight Index Offenses. The crime rates in the TIBRS publications will be a more accurate reflection of the crime occurrences in the state.

$$\text{Crime Rate} = \frac{\text{Number of Offenses}}{\text{Population}} \times 100,000$$

Population Estimates

The population data is from the 2014 U.S. Census information.

Trends

The 2015 Crime in Tennessee is based solely upon incident data. Data submitted by the TBI to the FBI is converted from incident based statistics to the summary system of reporting. In the FBI data, only the most serious of the eight Index crimes are reported. The number of victims is counted if the most serious offense is homicide, assault, kidnapping, or rape. We strongly discourage attempting to compare the TIBRS data for 2015 to any data previously released by the FBI in the Crime in the United States publications. The data sets



are not comparable due to the number of types of crimes reported and that all offenses in an incident are reported in TIBRS. Trend information for the state is included in the statewide section of the report.

Crime Counts

All crimes reported in Crime in Tennessee are based upon crimes that occurred in 2015. If a person was arrested in 2015 for a crime that occurred in a previous year, the arrest statistics will not be included in the 2015 counts.

Differences between TIBRS and FBI released data

TIBRS collects information on up to 10 offenses occurring in the same incident. Information is collected on the offense circumstances, victims, offenders, arrestees, and property. There are 23 Group A offense categories with 50 separate offenses. Group B offenses including DUI, Drunkenness, and Bad Checks include arrest information only.

The FBI summary system applies a hierarchal rule and only collects information on the most serious offense in an incident and ignores other offenses. Information is only reported on 8 Index Crimes. Only arrest information is reported for other offenses including drugs, forgeries and frauds.



TIBRS Group A

Offense Definitions

Arson – To unlawfully and intentionally damage, or attempt to damage, any real or personal property by fire or incendiary device.

Assault Offenses – An unlawful attack by one person on another.

Aggravated Assault – An unlawful attack by one person upon another wherein the offender uses a weapon or displays it in a threatening manner, or the victim suffers obvious severe or aggravated bodily injury involving apparent broken bones, loss of teeth, possible internal injury, severe laceration or loss of consciousness.

Simple Assault – An unlawful physical attack by one person upon another where neither the offender displays a weapon, nor the victim suffers obvious severe or aggravated bodily injury involving apparent broken bones, loss of teeth, possible internal injury, severe laceration or loss of consciousness.

Intimidation – To unlawfully place another person in reasonable fear of bodily harm through the use of threatening words and/or other conduct, but without displaying a weapon or subjecting the victim to actual physical attack.

Stalking – To intentionally and repeatedly follow or harass another person in such a manner as would cause that person to be in reasonable fear of being assaulted, suffering bodily injury or death.

Bribery – The offering, giving, receiving or soliciting of anything of value (i.e., a bribe, gratuity or kickback) to sway the judgment or action of a person in a position of trust or influence.

Burglary/Breaking and Entering – The unlawful entry into a building or other structure with the intent to commit a felony or a theft.

Counterfeiting/Forgery – The altering, copying or imitation of something, without authority or right, with the intent to deceive or defraud by passing the copy or thing altered or imitated as that which is original or genuine; or the selling, buying or possession of an altered, copied or imitated thing with the intent to deceive or defraud.

Destruction/Damage/Vandalism of Property – To willfully or maliciously destroy, damage, deface or otherwise injure real or personal property without the consent of the owner or the person having custody or control of it.

Drug/Narcotic Offenses – The violation of laws prohibiting the production, distribution, and/or use of certain controlled substances and the equipment or devices utilized in their preparation and/or use.

Drug/Narcotic Violations – The unlawful cultivation, manufacture, distribution, sale, purchase, use, possession, transportation or importation of any controlled drug or narcotic substance.



Drug/Narcotic Offenses (continued)

Drug Equipment Violations – The unlawful manufacture, sale, purchase, possession or transportation of equipment or devices utilized in preparing and/or using drugs or narcotics.

Embezzlement – The unlawful misappropriation by an offender to his/her own use or purpose of money, property, or some other thing of value entrusted to his/her care, custody or control.

Extortion/Blackmail – To unlawfully obtain money, property, or any other thing of value, either tangible or intangible, through the use or threat of force, misuse of authority, threat of criminal prosecution, threat of destruction of reputation or social standing or through other coercive means.

Fraud Offenses – The intentional perversion of the truth for the purpose of inducing another person or other entity in reliance upon it to part with something of value or surrender a legal right.

False Pretenses/Swindle/Confidence Game – The intentional misrepresentation of existing facts or conditions, or the use of some other deceptive scheme or device to obtain money, goods, or other things of value.

Credit Card/Automatic Teller Machine Fraud – The unlawful use of a credit or debit card or automatic teller machine for fraudulent purposes.

Impersonation – Falsely representing one's identity or position, and acting in the character or position thus unlawfully assumed, to deceive others and thereby gain a profit or advantage, enjoy some right or privilege, or subject another person or entity to an expense, charge, or liability which would not have otherwise been incurred.

Welfare Fraud – The use of deceitful statements, practices or devices to unlawfully obtain welfare benefits.

Wire Fraud – The use of an electric or electronic communications facility to intentionally transmit a false and/or deceptive message in furtherance of a fraudulent activity.

Gambling Offenses – To unlawfully bet or wager money or something else of value; assist, promote or operate a game of chance for money or some other stake; possess or transmit wagering information; manufacture, sell, purchase, possess or transport gambling equipment, devices or goods; or tamper with the outcome of a sporting event or contest to gain a gambling advantage.

Betting/Wagering – To unlawfully stake money or something else of value on the happening of an uncertain event or on the ascertainment of a fact in dispute.

Operating/Promoting/Assisting Gambling – To unlawfully operate, promote or assist in the operation of a game of chance, lottery or other gambling activity.

Gambling Equipment Violations – To unlawfully manufacture, sell, buy, possess or transport equipment, devices and/or goods used for gambling purposes.

Sports Tampering – To unlawfully alter, meddle in or otherwise interfere with a sporting contest or event for the purpose of gaining a gambling advantage.



Homicide Offenses

Murder and Nonnegligent Manslaughter – The willful (nonnegligent) killing of one human being by another.

Negligent Manslaughter – The killing of another person through negligence.

Justifiable Homicide – The killing of a perpetrator of a serious criminal offense by a peace officer in the line of duty; or the killing, during the commission of a serious criminal offense, of the perpetrator by a private individual.

* Justifiable homicide is not an actual offense, is not considered a crime and is not included in an agency's crime counts.

Human Trafficking Offenses

Commercial Sex Acts – Inducing a person by force, fraud, or coercion to participate in commercial sex acts, or in which the person induced to perform such act(s) has not attained 18 years of age.

Involuntary Servitude – The obtaining of a person(s) through recruitment, harboring, transportation, or provision, and subjecting such person(s) by force, fraud, or coercion into involuntary servitude, peonage, debt bondage, or slavery (not to include commercial sex acts).

Kidnapping/Abduction – The unlawful seizure, transportation, and/or detention of a person against his/her will, or of a minor without the consent of his/her custodial parent(s) or legal guardian.

Larceny/Theft Offenses – The unlawful taking, carrying, leading or riding away of property from the possession, or constructive possession, of another person.

Pocket-Picking – The theft of articles from another person's physical possession by stealth where the victim does not become immediately aware of the theft.

Purse Snatching – The grabbing or snatching of a purse, handbag, etc., from the physical possession of another person.

Shoplifting – The theft, by someone other than an employee of the victim, of goods or merchandise exposed for sale.

Theft from Building – A theft from within a building which is either open to the general public or of which the offender has legal access.

Theft from Coin-Operated Machine or Device – A theft from a machine or device which is operated or activated by the use of coins.

Theft from Motor Vehicle – The theft of articles from a motor vehicle, whether locked or unlocked.

Theft of Motor Vehicle Parts or Accessories – The theft of any part or accessory affixed to the interior or exterior of a motor vehicle in a manner which would make the item an attachment of the vehicle or necessary for its operation.



Larceny/Theft Offenses (continued)

All Other Larceny – All thefts which do not fit any of the definitions of the specific subcategories of Larceny/Theft listed above.

Motor Vehicle Theft – The theft of a motor vehicle.

Pornography/Obscene Material – The violation of laws or ordinances prohibiting the manufacture, publishing, sale, purchase or possession of sexually explicit material, e.g., literature, photographs, etc.

Prostitution Offenses

Prostitution – To unlawfully engage in sexual relations for profit.

Assisting or Promoting Prostitution – To solicit customers or transport persons for prostitution purposes; to own, manage or operate a dwelling or other establishment for the purpose of providing a place where prostitution is performed; or to otherwise assist or promote prostitution.

Purchasing Prostitution – To purchase, or trade, anything of value for commercial sex acts.

Robbery – The taking, or attempting to take, anything of value under confrontational circumstances from the control, custody or care of another person by force or threat of force or violence, and/or by putting the victim in fear of immediate harm.

Sex Offenses, Forcible – Any sexual act directed against another person, forcibly and/or against that person's will; or not forcibly or against the person's will where the victim is incapable of giving consent.

Forcible Rape – The carnal knowledge of a person, forcibly and/or against that person's will; or not forcibly or against the person's will where the victim is incapable of giving consent because of his/her youth or because of his/her temporary or permanent mental or physical incapacity.

Forcible Sodomy – Oral or anal sexual intercourse with another person, forcibly and/or against that person's will; or not forcibly or against the person's will where the victim is incapable of giving consent because of his/her youth or because of his/her temporary or permanent mental or physical incapacity.

Sexual Assault With An Object – To use an object or instrument to unlawfully penetrate, however slightly, the genital or anal opening of the body of another person, forcibly and/or against that person's will; or not forcibly or against the person's will where the victim is incapable of giving consent because of his/her youth or his/her temporary or permanent mental or physical incapacity.

Forcible Fondling – The touching of the private body parts of another person for the purpose of sexual gratification, forcibly and/or against that person's will; or not forcibly or against the person's will where the victim is incapable of giving consent because of his/her youth or because of his/her temporary or permanent mental or physical incapacity.



Sex Offenses, Nonforcible – Unlawful, Nonforcible sexual intercourse.

Incest – Nonforcible sexual intercourse between persons who are related to each other within the degrees wherein marriage is prohibited by law.

Statutory Rape – Nonforcible sexual intercourse with a person who is under the statutory age of consent.

Note: By Tennessee Statute the victim must be between ages 13-17 and the offender must be at least four years older for an offense to be classified as Statutory Rape.

Stolen Property Offense – Receiving, buying, selling, possessing, concealing or transporting any property with the knowledge that it has been unlawfully taken, as by burglary, embezzlement, fraud, larceny, robbery, etc.

Weapon Law Violations – The violation of laws or ordinances prohibiting the manufacture, sale, purchase, transportation, possession, concealment or use of firearms, cutting instruments, explosives, incendiary devices or other deadly weapons. This category includes violations such as the manufacture, sale or possession of deadly weapons; carrying deadly weapons, concealed or openly; using, manufacturing, etc., silencers; and furnishing deadly weapons to minors.

TIBRS Group B Offense Definitions

There are ten Group B offense categories and they encompass all of the crimes which are not Group A offenses, with the exception of most traffic offenses which TIBRS does not collect information on.

Bad Checks – Knowingly and intentionally writing and/or negotiating checks drawn against insufficient or nonexistent funds.

Curfew/Loitering/Vagrancy Violations – The violation of a court order, regulation, ordinance or law requiring the withdrawal of persons from the streets or other specified areas; prohibiting persons from remaining in an area or place in an idle or aimless manner; or prohibiting persons from going from place to place without visible means of support.

Disorderly Conduct – Any behavior that tends to disturb the public peace or decorum, scandalize the community or shock the public sense of morality.

Driving Under the Influence – Driving or operating a motor vehicle or common carrier while mentally or physically impaired as the result of consuming an alcoholic beverage or using a drug or narcotic.

Drunkenness – To drink alcoholic beverages to the extent that one's mental faculties and physical coordination are substantially impaired.



Group B Offense Definitions (continued)

Family Offense, Nonviolent – Unlawful, nonviolent acts by a family member (or legal guardian) which threaten the physical, mental or economic well-being or morals of another family member and which are not classifiable as other offenses, such as Assault, Incest, Statutory Rape, etc.

Liquor Law Violations – The violation of laws or ordinances prohibiting the manufacture, sale, purchase, transportation, possession or use of alcoholic beverages.

Peeping Tom – To secretly look through a window, doorway, keyhole or other aperture for the purpose of voyeurism.

Trespass of Real Property – To unlawfully enter land, a dwelling or other real property.

All Other Offenses – All crimes which are not Group A offenses and not included in one of the specifically named Group B crime categories listed above.

Includes: Contempt of Court, Failure to Appear, Violation of Probation / Parole.

Glossary of Terms and Definitions

Bias Motivation	Data element collecting hate or bias motivated crime information.
CJIS	Criminal Justice Information Services
CSC	Criminal Justice Information System (CJIS) Support Center – TBI unit responsible for day to day operations of Tennessee Incident Based Reporting System Program.
Element	A component or part of any given criminal incident.
Exceptional Clearance	An incident is cleared by exceptional means when circumstances beyond law enforcement control prevents a physical arrest. The offender is known as is his/her location.
FBI	Federal Bureau of Investigation
Group A Offense	Twenty-three classifications of crime categories comprised of 50 separate criminal offenses.
Group B Offense	Ten classifications of activities that violate state statutes or local ordinances that are reported to TIBRS when an arrest is made.
Incident	An incident is defined as all offenses committed by one or more offenders acting in concert and occurring at the same time and place.
Incident Number	A number used to uniquely identify an incident at a reporting agency.



Glossary of Terms and Definitions (continued)

LEOKA	Law Enforcement Officer Killed or Assaulted – a national program that collects information on any incidents involving an assault or killing of a law enforcement official.
Multiple Arrest Indicator	A field used if investigation determines that the current arrestee committed other unsolved crimes and will be charged with those crimes.
NIBRS	National Incident Based Reporting System – the FBI’s system to collect crime statistics information in an incident based format.
Offense	Criminal Activity that has been identified and reported to TIBRS in the established format.
ORI Number	A 9-character number used as an agency identifier assigned by the FBI.
RAC	Reporting Agency Coordinator – the person designated to be the local agency contact for the TIBRS program.
Summary System	A system of reporting eight index crimes to the FBI’s Uniform Crime Reporting system. The system collects information in the aggregate or summary format instead of incident based. Only the most serious crime in an incident is reported.
TBI	Tennessee Bureau of Investigation
TIBRS	Tennessee Incident Based Reporting System – the state system for collection of crime statistics information in an incident based format.
TCA	Tennessee Code Annotated
UCR	Uniform Crime Reporting – the national system for collection of crime statistics based upon standard offense definitions.

Units of Count – Offense

The units of count principles are based upon FBI practices and conform to national standards for counting offenses.

Crimes Against Persons – Homicide, Assaults, Sex Offenses (forcible and non forcible), Kidnapping, Human Trafficking. Each victim equals one offense. Example – an incident involving an aggravated assault with two victims will be counted as two aggravated assaults.

Crimes Against Property – Each offense counts as one occurrence with the exception of Motor Vehicle Theft which is the count of the number of vehicles stolen.

Crimes Against Society – Each offense counts as one occurrence. Example – one drug narcotic violation counts as one offense.



Units of Count – Clearances

The units of count for clearances are based upon FBI practices and conform to national standards for counting clearances. Example – one arrest or exceptional clearance will clear all offenses in the incident.

Updated statistics may be found at http://www.tbi.tn.gov/tn_crime_stats/crime_stats_online.shtml by clicking on the link on that page.

