

# 2023

## CRIME ON CAMPUS IN TENNESSEE

- *ON-CAMPUS INSTITUTIONS*
- *OFF-CAMPUS INSTITUTIONS*
- *INDEPENDENT-REPORTING COLLEGES*



A PUBLICATION OF THE TENNESSEE BUREAU OF INVESTIGATION

STATISTICAL ANALYSIS CENTER | CJIS SUPPORT UNIT



**BILL LEE**  
Governor

**TENNESSEE BUREAU OF INVESTIGATION**

901 R.S. Gass Boulevard  
Nashville, Tennessee 37216-2639  
(615) 744-4000  
Facsimile (615) 744-4500  
TDD (615) 744-4001



**DAVID B. RAUSCH**  
Director

May 1, 2024

Ladies and Gentlemen:

Pursuant to the 1989 "College and University Security Information Act" (Public Chapter No. 317) enacted by the General Assembly, the Tennessee Bureau of Investigation is publishing the annual Crime on Campus report. This report presents the nature, volume, and extent of reported crime on the campuses and in the housing of Tennessee colleges and universities during calendar year 2023.

The report is based on data submitted to the TBI through the Tennessee Incident Based Reporting System (TIBRS) program, which collects data on all crimes occurring in Tennessee. All policing agencies, as well as colleges and universities, are mandated to report crime statistics to the TBI. This report is produced from the TIBRS program and comparison statistics are included.

This report will hopefully assist the policing profession, institution administrations, and government officials in planning their efforts in the fight against crime and continue to create an awareness that crime exists as a threat in our communities. The threats to society by criminal activity must be addressed by efforts from all law-abiding citizens as well as the policing profession.

I wish to express my appreciation to all institutions of higher learning that consistently support a unified crime reporting system in Tennessee. The Bureau urges all Tennesseans to continue to cooperate in reporting crime and in applying crime prevention strategies.

Sincerely,

Director  
David B. Rausch



# Part 1: Introduction

## Crime on Campus Program

The “Crime on Campus” reporting program is operated pursuant to the requirements of the “College and University Security Information Act” (T.C.A. § 49-7-2201, *et. seq.*) enacted by the General Assembly of the State of Tennessee, effective July 1, 1989. The Act requires each institution of higher education to report to the Tennessee Bureau of Investigation data relating to crimes occurring on the campus and in student housing. The Bureau is required to prescribe the reporting form and format for the collection of such data and to publish an annual report of the results of such data submissions from each institution. The Tennessee Incident Based Reporting System (TIBRS) offense classifications are based on FBI definitions, which are used as the national standard for statistical crime reporting.

The primary objective of the reporting Program is to inform the Governor, the General Assembly, other government officials, and the public as to the nature and extent of crime on the campuses of Tennessee’s institutions of higher education. Such a report will also provide law enforcement administrators with criminal statistics for administrative and operational purposes.

The “Crime on Campus Report” was compiled using data from the Tennessee Incident Based Reporting System (TIBRS). The 2023 Crime on Campus Report includes sections for both analysis and comparison of offenses by year. The definitions of TIBRS Group A offenses will be found in Appendix A, and the definitions for TIBRS Group B offenses will be found in Appendix B. Due to FBI reporting procedures, this report only includes Group B incidents for which there was a clearance by arrest, summons, or citation.

**Note:** This report is based upon data submitted as of April 4, 2024. As the colleges/universities update their 2023 data, the changes will be reflected at <https://crimeinsight.tbi.tn.gov/>. Although changes to data will be reflected on the site, this publication will not be updated.

## Calculation of Rates

1. **Crime Rate** – Campus population data is tabulated, as shown on the individual institution summaries which follow, based on the 2023 fall term campus population. Such population data considers all full-time equivalent (FTE) undergraduate and graduate students, faculty personnel, staff, and security personnel. The rate is calculated per offense category by computing the number of offenses per 1,000 persons included in the campus population using the following formula:

### Offenses Reported

Crime Rate = Total Campus population x 1,000

2. **Clearance Rate** – The percentage of offenses that were cleared is the ratio of “Offenses Cleared” to “Actual Offenses Reported”. It is expressed as a percentage and is computed using the following formula:

### Offenses Cleared

Percentage Cleared = Offenses Reported x 100

## Institution Incident Reports

Each report reflects data for the period of January through December 2023, unless otherwise noted. This report reflects fall term campus population and is based on the data provided to the TBI by each institution each month. The monthly reports submitted to TBI are stored in a repository by the CJIS Support Center.

## Off-Campus Reports

T.C.A. §49-7-2205 (b)(1) states that “...the crime statistics shall also include crime data compilations, where available, for crimes against the students of institutions of higher education that are committed within the county where the school is located. The information shall be taken from incidence/complaint report forms used by state, county and municipal law enforcement agencies that are submitted pursuant to T.C.A. §38-10-102, or voluntarily for purposes of this part. Such incidence/complaint forms shall, when applicable, indicate whether the victim is a student attending an institution of higher education that is located in the county in which the crime occurred, and the name of the school attended by the student.” This law came into effect January 1, 1994.

## Part 2: Overview of 2023 Crime on Campus

- Crime reported by Tennessee colleges and universities increased 1.50% from 2022 to 2023.
  - 4,872 offenses reported in 2023
  - 4,800 offenses reported in 2022
  - 3,811 offenses reported in 2021
  - 3,888 offenses reported in 2020
- In 2023, Larceny/Theft offenses accounted for 22.50% of reported offenses, with “Theft from a Building” being the most common subtype of theft offense at 425 incidents. Larceny/Theft showed a decrease of 15.10% from 2022.
  - 1,096 offenses reported in 2023
  - 1,291 offenses reported in 2022
  - 1,079 offenses reported in 2021
  - 1,006 offenses reported in 2020
- Assault offenses had a slight rise from 2022, going up 6.86%. Within the category of assault offenses, Stalking showed the most marked increase going from 58 to 129 incidents, or a 122.41% rise.
- Drug/Narcotic offenses showed a 2.34% decrease from 2022, with Drug/Narcotic Violations dropping 1.09% and Drug Equipment Violations decreasing 4.65%.
- Group B offenses showed a rather significant rise in 2023, with 1,136 incidents, going up 37.86% from 2022’s 824 incidents.
  - The largest significant increase of a specific Group B offense was Driving Under the Influence, increasing 114.63% from 2022.
  - The only Group B Offense that had a decrease of reports was that of Family Offenses, Nonviolent, which had 1 report in 2023, after 3 incidents in 2022.

Crime on Campus, Comparison of Offenses by Year

Total Number of Crimes Reported, 2020-2023, by Offense

Offense Code	Offense Category					Percent Change			Offenses as % of Total				
		2020	2021	2022	2023	2020-2021	2021-2022	2022-2023	2020	2021	2022	2023	
<b>Group A Offenses</b>													
200	Arson	6	2	2	4	-66.67%	0.00%	100.00%	0.15%	0.05%	0.04%	0.08%	
	<b>Assault Offenses</b>	<b>418</b>	<b>520</b>	<b>671</b>	<b>717</b>	<b>24.40%</b>	<b>29.04%</b>	<b>6.86%</b>	<b>10.75%</b>	<b>13.64%</b>	<b>13.98%</b>	<b>14.72%</b>	
13A	Aggravated Assault	30	56	62	40	86.67%	10.71%	-35.48%	0.77%	1.47%	1.29%	0.82%	
13B	Simple Assault	211	236	325	330	11.85%	37.71%	1.54%	5.43%	6.19%	6.77%	6.77%	
13C	Intimidation	147	194	226	218	31.97%	16.49%	-3.54%	3.78%	5.09%	4.71%	4.47%	
13D	Stalking	30	34	58	129	13.33%	70.59%	122.41%	0.77%	0.89%	1.21%	2.65%	
510	Bribery	0	1	0	0	-	-100.00%	-	0.00%	0.03%	0.00%	0.00%	
220	Burglary/Breaking & Entering	142	83	149	106	-41.55%	79.52%	-28.86%	3.65%	2.18%	3.10%	2.18%	
250	Counterfeiting/Forgery	43	16	21	20	-62.79%	31.25%	-4.76%	1.11%	0.42%	0.44%	0.41%	
290	Destruction/Damage/Vandalism	407	421	513	480	3.44%	21.85%	-6.43%	10.47%	11.05%	10.69%	9.85%	
	<b>Drug/Narcotic Offenses</b>	<b>833</b>	<b>746</b>	<b>853</b>	<b>833</b>	<b>-10.44%</b>	<b>14.34%</b>	<b>-2.34%</b>	<b>21.42%</b>	<b>19.57%</b>	<b>17.77%</b>	<b>17.10%</b>	
35A	Drugs/Narcotics Violation	501	487	552	546	-2.79%	13.35%	-1.09%	12.89%	12.78%	11.50%	11.21%	
35B	Drug Equipment Violation	332	259	301	287	-21.99%	16.22%	-4.65%	8.54%	6.80%	6.27%	5.89%	
270	Embezzlement	8	4	6	7	-50.00%	50.00%	16.67%	0.21%	0.10%	0.13%	0.14%	
210	Extortion/Blackmail	11	19	37	29	72.73%	94.74%	-21.62%	0.28%	0.50%	0.77%	0.60%	
	<b>Fraud Offenses</b>	<b>111</b>	<b>76</b>	<b>100</b>	<b>117</b>	<b>-31.53%</b>	<b>31.58%</b>	<b>17.00%</b>	<b>2.85%</b>	<b>1.99%</b>	<b>2.08%</b>	<b>2.40%</b>	
26A	False Pretenses/Swindle/Con	49	23	33	31	-53.06%	43.48%	-6.06%	1.26%	0.60%	0.69%	0.64%	
26B	Credit Card/ATM	12	8	24	28	-33.33%	200.00%	16.67%	0.31%	0.21%	0.50%	0.57%	
26C	Impersonation	21	12	15	29	-42.86%	25.00%	93.33%	0.54%	0.31%	0.31%	0.60%	
26D	Welfare Fraud	0	0	0	1	-	-	-	0.00%	0.00%	0.00%	0.02%	
26E	Wire Fraud	20	21	27	25	5.00%	28.57%	-7.41%	0.51%	0.55%	0.56%	0.51%	
26F	Identity Theft	3	3	0	1	0.00%	-100.00%	-	0.08%	0.08%	0.00%	0.02%	
26G	Computer Hacking/Invasion	6	9	1	2	50.00%	-88.89%	100.00%	0.15%	0.24%	0.02%	0.04%	
	<b>Gambling Offenses</b>	<b>0</b>	<b>0</b>	<b>3</b>	<b>1</b>	<b>-</b>	<b>-</b>	<b>-66.67%</b>	<b>0.00%</b>	<b>0.00%</b>	<b>0.06%</b>	<b>0.02%</b>	
39A	Betting/Wagering	0	0	3	1	-	-	-66.67%	0.00%	0.00%	0.06%	0.02%	
39B	Operation/Promoting/Assisting	0	0	0	0	-	-	-	0.00%	0.00%	0.00%	0.00%	
39C	Gambling Equipment Violation	0	0	0	0	-	-	-	0.00%	0.00%	0.00%	0.00%	
39D	Sports Tampering	0	0	0	0	-	-	-	0.00%	0.00%	0.00%	0.00%	
	<b>Homicide Offenses</b>	<b>0</b>	<b>1</b>	<b>2</b>	<b>0</b>	<b>-</b>	<b>100.00%</b>	<b>-100.00%</b>	<b>0.00%</b>	<b>0.03%</b>	<b>0.04%</b>	<b>0.00%</b>	
09A	Murder/Nonnegligent Manslaughter	0	1	2	0	-	100.00%	-100.00%	0.00%	0.03%	0.04%	0.00%	
09B	Negligent Manslaughter	0	0	0	0	-	-	-	0.00%	0.00%	0.00%	0.00%	
09D	Negligent Vehicular Manslaughter	0	0	0	0	-	-	-	0.00%	0.00%	0.00%	0.00%	
	<b>Human Trafficking</b>	<b>0</b>	<b>0</b>	<b>0</b>	<b>0</b>	<b>-</b>	<b>-</b>	<b>-</b>	<b>0.00%</b>	<b>0.00%</b>	<b>0.00%</b>	<b>0.00%</b>	
64A	Commercial Sex Acts	0	0	0	0	-	-	-	0.00%	0.00%	0.00%	0.00%	
64B	Involuntary Servitude	0	0	0	0	-	-	-	0.00%	0.00%	0.00%	0.00%	
100	Kidnapping/Abduction	3	4	5	4	33.33%	25.00%	-20.00%	0.08%	0.10%	0.10%	0.08%	
	<b>Larceny/Theft Offenses</b>	<b>1,006</b>	<b>1,079</b>	<b>1,291</b>	<b>1,096</b>	<b>7.26%</b>	<b>19.65%</b>	<b>-15.10%</b>	<b>25.87%</b>	<b>28.31%</b>	<b>26.90%</b>	<b>22.50%</b>	
23A	Pocket-Picking	2	0	1	2	-100.00%	-	100.00%	0.05%	0.00%	0.02%	0.04%	
23B	Purse-Snatching	1	2	0	2	100.00%	-100.00%	-	0.03%	0.05%	0.00%	0.04%	
23C	Shoplifting	54	39	92	76	-27.78%	135.90%	-17.39%	1.39%	1.02%	1.92%	1.56%	
23D	Theft from Building	374	343	436	425	-8.29%	27.11%	-2.52%	9.62%	9.00%	9.08%	8.72%	
23E	Theft from Coin Machine	12	3	2	4	-75.00%	-33.33%	100.00%	0.31%	0.08%	0.04%	0.08%	
23F	Theft from Motor Vehicle	266	304	219	236	14.29%	-27.96%	7.76%	6.84%	7.98%	4.56%	4.84%	
23G	Theft of Motor Vehicle Parts	46	95	119	68	106.52%	25.26%	-42.86%	1.18%	2.49%	2.48%	1.40%	
23H	All Other Larceny	251	293	422	283	16.73%	44.03%	-32.94%	6.46%	7.69%	8.79%	5.81%	

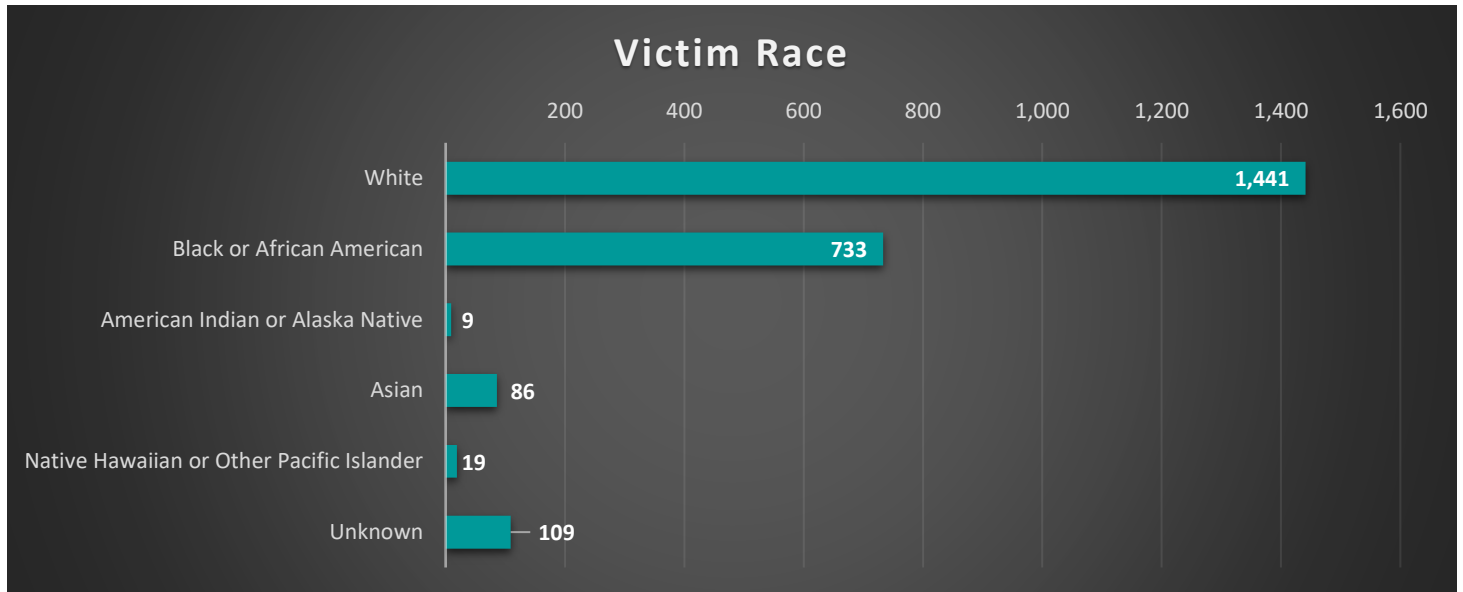
**Crime on Campus, Comparison Of Offenses by Year**  
**Total Number of Crimes Reported, 2020-2023, by Offense**

Offense Code	Offense Category	2020	2021	2022	2023	Percent Change			Offenses as % of Total			
						2020-2021	2021-2022	2022-2023	2020	2021	2022	2023
240	Motor Vehicle Theft	50	62	164	179	24.00%	164.52%	9.15%	1.29%	1.63%	3.42%	3.67%
370	Pornography/Obscene Material	3	1	1	5	-66.67%	0.00%	400.00%	0.08%	0.03%	0.02%	0.10%
	Prostitution Offenses	0	0	0	2	-	-	-	0.00%	0.00%	0.00%	0.04%
40A	Prostitution	0	0	0	0	-	-	-	0.00%	0.00%	0.00%	0.00%
40B	Assisting/Promotion Prostitution	0	0	0	0	-	-	-	0.00%	0.00%	0.00%	0.00%
40C	Purchasing Prostitution	0	0	0	2	-	-	-	0.00%	0.00%	0.00%	0.04%
120	Robbery	11	7	10	12	-36.36%	42.86%	20.00%	0.28%	0.18%	0.21%	0.25%
	Sex Offenses, Non-Consensual	54	97	48	67	79.63%	-50.52%	39.58%	1.39%	2.55%	1.00%	1.38%
11A	Rape	22	42	23	23	90.91%	-45.24%	0.00%	0.57%	1.10%	0.48%	0.47%
11B	Sodomy	4	5	4	4	25.00%	-20.00%	0.00%	0.10%	0.13%	0.08%	0.08%
11C	Sexual Assault with an Object	1	3	1	1	200.00%	-66.67%	0.00%	0.03%	0.08%	0.02%	0.02%
11D	Fondling	27	47	20	39	74.07%	-57.45%	95.00%	0.69%	1.23%	0.42%	0.80%
	Sex Offenses, Consensual	0	0	1	0	-	-	-100.00%	0.00%	0.00%	0.02%	0.00%
36A	Incest	0	0	0	0	-	-	-	0.00%	0.00%	0.00%	0.00%
36B	Statutory Rape	0	0	1	0	-	-	-100.00%	0.00%	0.00%	0.02%	0.00%
280	Stolen Property Offenses	3	8	11	6	166.67%	37.50%	-45.45%	0.08%	0.21%	0.23%	0.12%
520	Weapon Law Violations	42	58	88	51	38.10%	51.72%	-42.05%	1.08%	1.52%	1.83%	1.05%
	Animal Cruelty	1	3	0	0	200.00%	-100.00%	-				
	<b>Group A Total</b>	<b>3,152</b>	<b>3,208</b>	<b>3,976</b>	<b>3,736</b>	<b>1.78%</b>	<b>23.94%</b>	<b>-6.04%</b>	<b>81.07%</b>	<b>84.18%</b>	<b>82.83%</b>	<b>76.68%</b>
	<b>Group B Offenses</b>											
90A	Bad Checks	0	0	0	0	-	-	-	0.00%	0.00%	0.00%	0.00%
90B	Curfew/Loitering/Vagrancy	2	7	0	2	250.00%	-100.00%	-	0.05%	0.18%	0.00%	0.04%
90C	Disorderly Conduct	26	20	47	61	-23.08%	135.00%	29.79%	0.67%	0.52%	0.98%	1.25%
90D	Driving Under the Influence	54	48	82	176	-11.11%	70.83%	114.63%	1.39%	1.26%	1.71%	3.61%
90E	Drunkenness	45	63	131	188	40.00%	107.94%	43.51%	1.16%	1.65%	2.73%	3.86%
90F	Family Offenses, Nonviolent	2	1	3	1	-50.00%	200.00%	-66.67%	0.05%	0.03%	0.06%	0.02%
90G	Liquor Law Violations	424	314	362	403	-25.94%	15.29%	11.33%	10.91%	8.24%	7.54%	8.27%
90H	Peeping Tom	0	0	1	1	-	-	0.00%	0.00%	0.00%	0.02%	0.02%
90J	Trespass of Real Property	136	102	146	186	-25.00%	43.14%	27.40%	3.50%	2.68%	3.04%	3.82%
90Z	All Other Offenses	47	48	52	118	2.13%	8.33%	126.92%	1.21%	1.26%	1.08%	2.42%
	<b>Group B Total</b>	<b>736</b>	<b>603</b>	<b>824</b>	<b>1,136</b>	<b>-18.07%</b>	<b>36.65%</b>	<b>37.86%</b>	<b>18.93%</b>	<b>15.82%</b>	<b>17.17%</b>	<b>23.32%</b>
	<b>Total Crimes for the Year</b>	<b>3,888</b>	<b>3,811</b>	<b>4,800</b>	<b>4,872</b>	<b>-1.98%</b>	<b>25.95%</b>	<b>1.50%</b>	<b>100.00%</b>	<b>100.00%</b>	<b>100.00%</b>	<b>100.00%</b>

Footnote: 1) The number zero (0) is defined as infinite by basic mathematical rules and is not divisible. Therefore, all calculations in the analysis using zero (0) result in an undefined result (-).

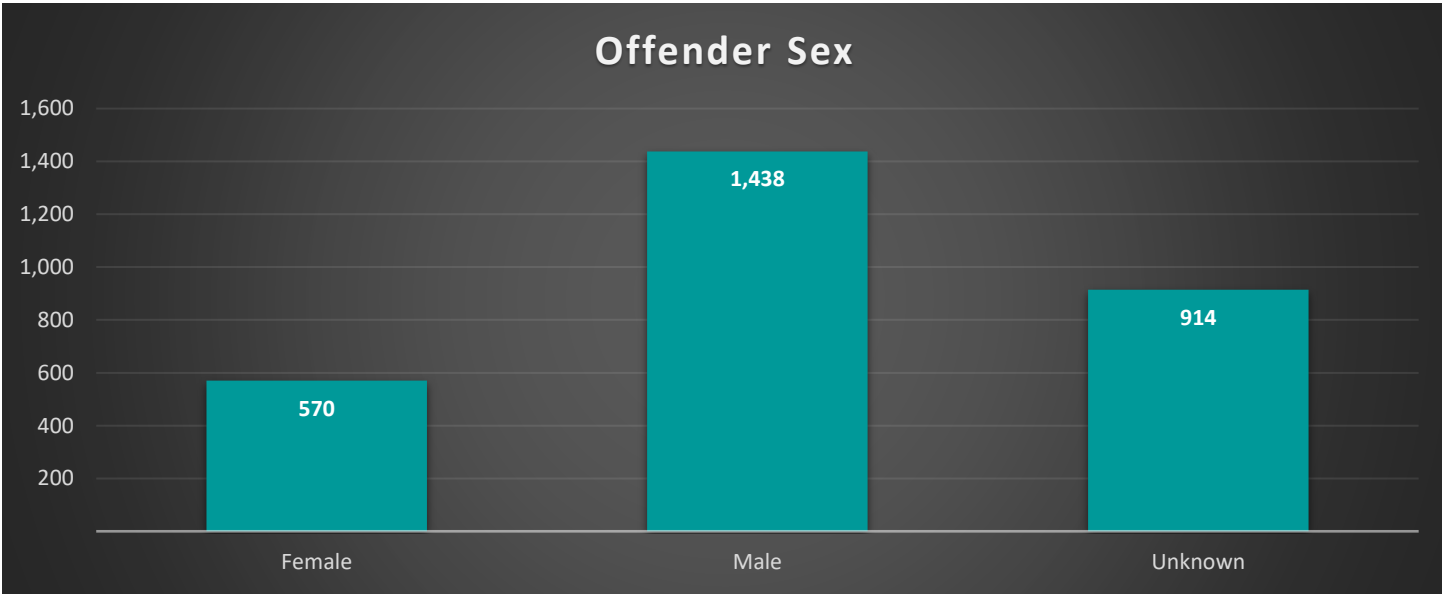
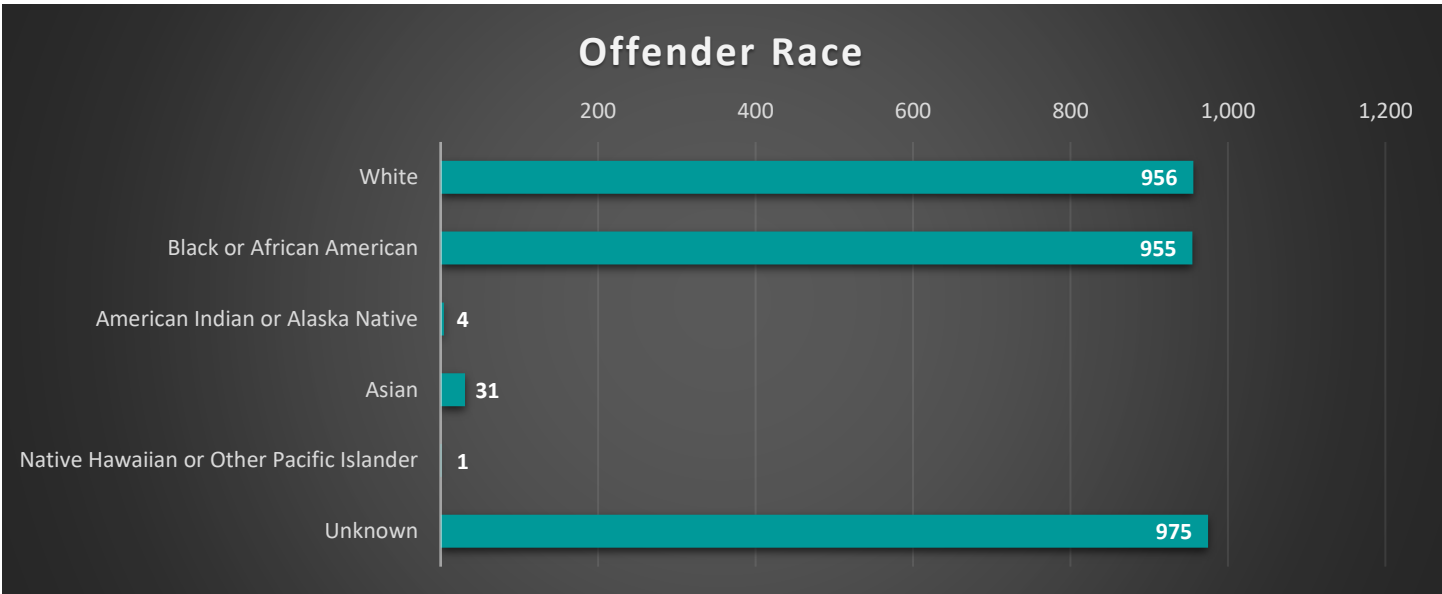
## Victim and Offender Overview

The following examines 2023 victim and offender data of Group A offenses reported to TIBRS by colleges/universities. Per TIBRS, Group A incidents are committed by the same offender, or group of offenders acting in concert, at the same time and place. A total of 3,736 Group A offenses were reported to TIBRS in 2023 resulting in a 6.04% decrease when comparing data from 2022.



In 2023, a total of 2,397 victims of Group A incidents were reported. An examination of the makeup of these victims show that reported crimes occurred to Males and Females at a similar rate, or 45.64% and 51.94% respectively. When examining victims by race, it can be seen that victims reported as White comprised the majority at 60.12%, with those categorized as Black or African American comprised 30.58%. Some victim demographics were reported as Unknown by relevant agencies, occurring with 2.42% of Victim Sexes, and 4.55% of Victim Races.





A total of 2,922 Group A offenders were reported in 2023. While Victim Sexes were relatively similar, reported offenders showed a much larger tendency to be Male, accounting for 49.21% of offenders, compared to female at 19.51%. When analyzing reported races of offenders, those reported as White and Black or African American differed by only a single offender, comprising 32.72% and 32.68% of the total respectively. In many cases, offender demographics were Unknown to the reporting agency. Agencies reported that the Offender Sex was Unknown in 31.28% of the time and the Offender Race was Unknown 33.37% of the time.

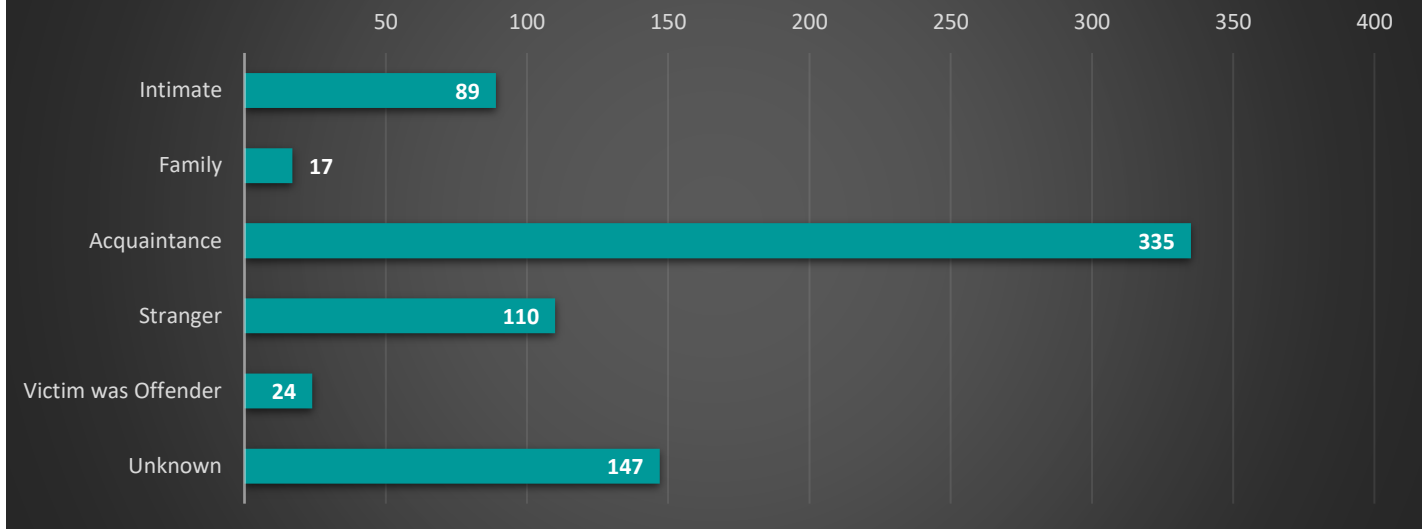
## Victim to Offender Relationship Type

The TIBRS element of Victim to Offender Relationship is collected in all cases considered to be Crimes against Persons or Robbery. This data is collected to better understand trends between violent crimes and connections people may have.


Offense Category	Intimate	Family	Acquaintance	Stranger	Victim was Offender	Unknown
Kidnapping	3	0	1	0	0	0
Rape	6	0	11	0	0	4
Sodomy	2	0	1	0	0	1
Sexual Assault w/ Object	1	0	0	0	0	0
Fondling	0	0	27	0	0	10
Aggravated Assault	3	0	16	8	0	9
Simple Assault	54	13	147	40	22	65
Intimidation	13	3	102	31	1	50
Stalking	14	1	69	22	0	20
Robbery	2	0	0	9	1	3
<b>Total</b>	<b>98</b>	<b>17</b>	<b>374</b>	<b>110</b>	<b>24</b>	<b>162</b>

A total of 785 Victim to Offender relationships were reported in 2023. Of those reported, the most common was Acquaintance (47.64%), followed by Stranger Victim to Offender relationships, accounting for 14.01%. The Victim to Offender relationship type of Unknown accounted for 20.64%.

## Victim To Offender Relationships: Non-Sex Offenses



## Victim To Offender Relationships: Sex Offenses

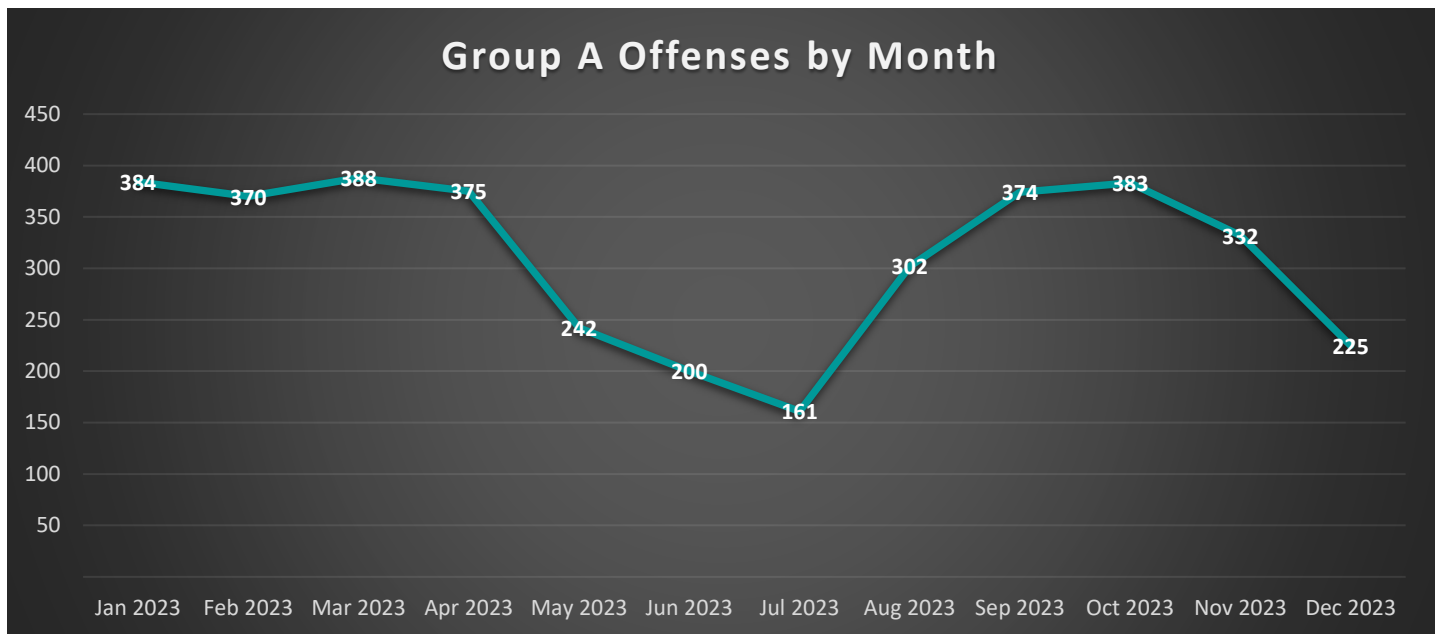


In both sex offenses and non-sex offenses, the Victim to Offender Relationship is most often identified as being an Acquaintance, 46.40% of non-sex offenses and 61.90% of sex offenses.

Group A Offenses by Location	
Location	#
School – College/University	1,847
Parking Lot/Garage	826
Residence/Home	608
Highway/Road/Alley	520
Hospital	450
Other/Unknown	158
Arena/Stadium/Fairgrounds/Coliseum	64
Specialty Store (TV, Fur, etc.)	62
Government/Public Building	53
Restaurant	50
Cyberspace	44
Doctor's Office	39
Department/Discount Store	36
Community Center	30
Library	28
Commercial/Office Building	20
Park/Playground	18
Locker Room	17
School – Elementary/Secondary	13
Bank/Savings and Loans	10
Movie Theater	6
Service/Gas Station	5
Bar/Night Club	4
Convenience Store	4
Field/Woods	3
Construction Site	3
Grocery/Supermarket	2
Pharmacy	2
Church/Synagogue/Temple	2
Air/Bus/Train Terminal	2
Industrial Site	2
ATM Machine Separate from Bank	1
Hotel/Motel/Etc.	1
Zoo	1
Daycare Facility	1
Jail/Prison	1
Dock/Wharf/Freight/Modal Terminal	1
Farm Facility	1

Additional data collected by the TIBRS program includes the location where a crime was reported to have occurred. When looking at crimes on campus, the most common one is, of course, School – College/University, at 1,847 of 4,935 reported locations, or 37.43%. Incidents may have multiple locations reported. For instance, theft occurring at a dorm may be reported as both School –

College/University and Residence/Home. Cyberspace can only be reported in conjunction with another location type, such as Residence/Home.



Examining when Group A Offenses occurred, shows relative consistency throughout the academic year, minus a dip in November and December, coinciding with Thanksgiving and Winter Breaks. March and January have the highest number of reported incidents, with 388 and 384, 10.39% and 10.28%, respectively. Conversely, reports of Group A Offenses drop in the summer months, particularly in June and July, 5.35% and 4.31%, when less classes tend to be offered and there are fewer people on campus.

## Violent Crime Overview

From 2022 to 2023, the amount of violent crime on campus showed a slight decrease of 3.15%. However, Forcible Fondling incidents increased from 20 incidents to 39, or 95.00%.

Offense Category	2020	2021	2022	2023	% Change 2022-2023
Murder	0	1	2	0	-100.00%
Kidnapping/Abduction	3	4	5	4	-20.00%
Forcible Rape	22	42	23	23	0.00%
Forcible Sodomy	4	5	4	4	0.00%
Sexual Assault W/Object	1	3	1	1	0.00%
Forcible Fondling	27	47	20	39	95.00%
Aggravated Assault	30	56	62	40	-35.48%
Robbery	11	7	10	12	20.00%
<b>Totals</b>	<b>98</b>	<b>165</b>	<b>127</b>	<b>123</b>	<b>-3.15%</b>

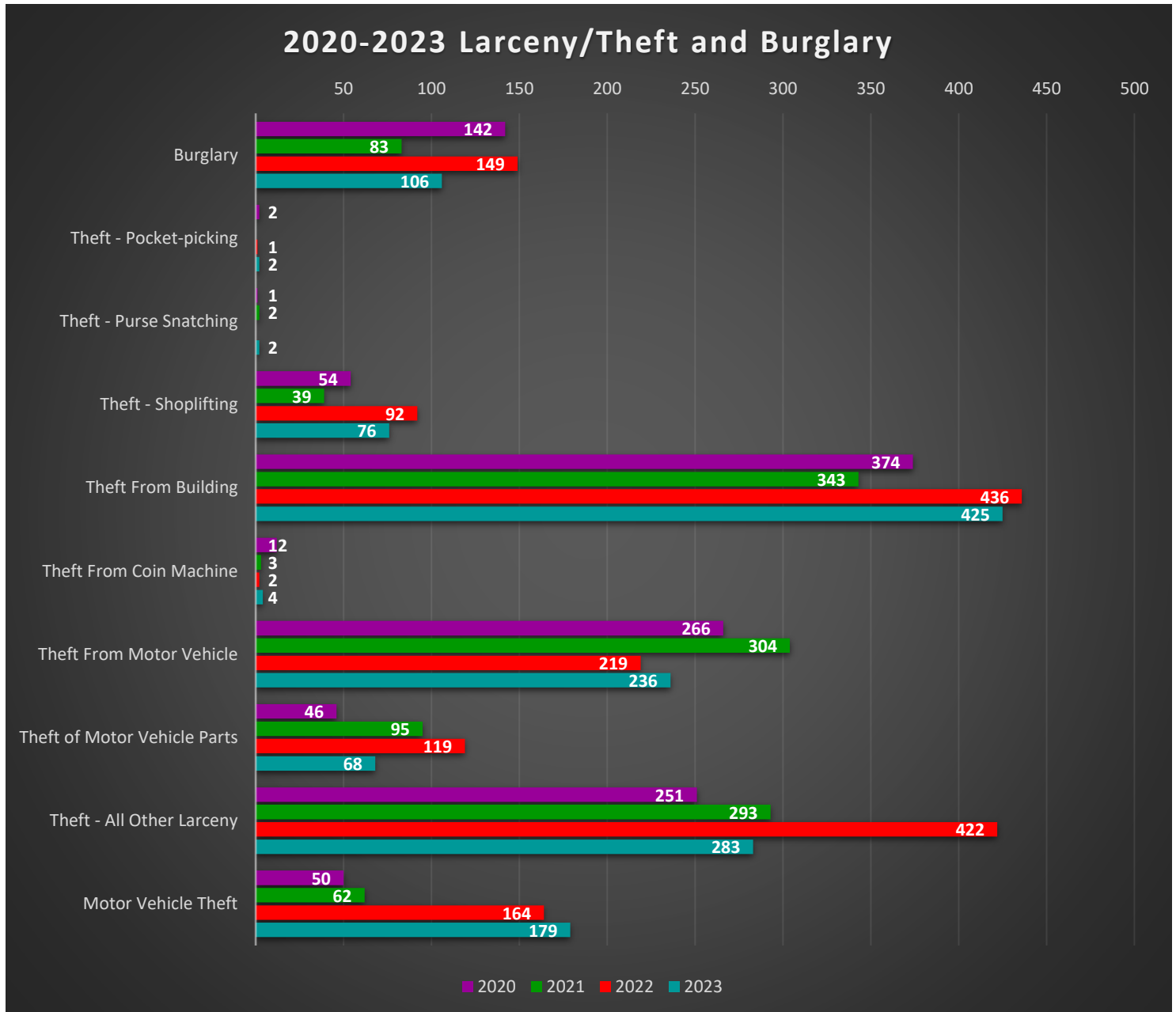
Weapon Type	Murder	Kidnapping Abduction	Rape	Sodomy	Sex Assault W/Object	Forcible Fondling	Agg. Assault	Robbery
Handgun	0	0	0	1	0	0	8	2
Handgun-Automatic	0	0	0	0	0	0	1	2
Knife/Cutting Instrument	0	0	0	0	0	0	4	0
Motor Vehicle	0	0	0	0	0	0	5	0
Asphyxiation	0	0	0	0	0	0	2	0
Personal Weapons	0	4	19	3	1	34	10	5
Other	0	0	1	1	0	0	13	2
Unknown	0	0	2	0	0	1	0	0

A data element used in the reporting of violent offenses in the TIBRS program is that of the weapon used during the offense. In 2023, 121 weapons were reported as having been used in violent Crime on Campus offenses. Of these, the most commonly reported weapon was Personal Weapons, which includes hands, fists, feet, teeth, etc., which made up 62.81% of weapons used.

Although TIBRS requires each entry to be as specific as possible, weapon types and use of force are categories based upon the types of weapons available for selection within the program criteria. "Other" is used when the weapon type is not available and "Unknown" is used when the victim does not know or does not report the type of weapon used in a violent offense. It is important to remember that multiple weapon types may be used when reporting an offense. For instance, if someone were assaulted with a baseball bat and a knife, it would be counted as one victim, one assailant, one offense, but two weapon types.


## Larceny/Theft and Burglary Offenses

Larceny/Theft offenses accounted for 22.50% of crimes on campus in 2023. The number of offenses decreased 15.10% from 2022, and additionally, Burglary decreased 28.86%. While Burglary does not necessarily include theft, incidents where a Burglary does involve a theft does not result in a separate report of a theft offense. To ensure complete data, Burglary has been included in this section.



From 2022 to 2023, Larceny/Theft offenses showed a mix of growth and drop in reported incidents, with the largest significant increase occurring with the crime of Motor Vehicle theft, increasing 9.15%. The most commonly reported type of theft or larceny reported in both 2022 and 2023 was Theft From Building. However, 2023 had a 2.52% decrease of reports over 2022. The largest significant decrease in reports occurred with the offense Theft of Motor Vehicle Parts, dropping 42.86% from 2022.

Per TIBRS, Crimes Against Property are measured by one offense for each distinct case, except in the case of Motor Vehicle Theft, where one offense is counted for each vehicle stolen.



TIBRS allows for the reporting of the type of loss a victim suffers during a particular incident. In crimes dealing with property in 2023, property categorized as Stolen made up over half the reports, at 57.03%. The other two significantly reported types of property loss were Seized (21.10%) and Destroyed/Damaged/Vandalized (13.78%). Of property reported as lost in 2023, 7.62% was later reported as recovered.

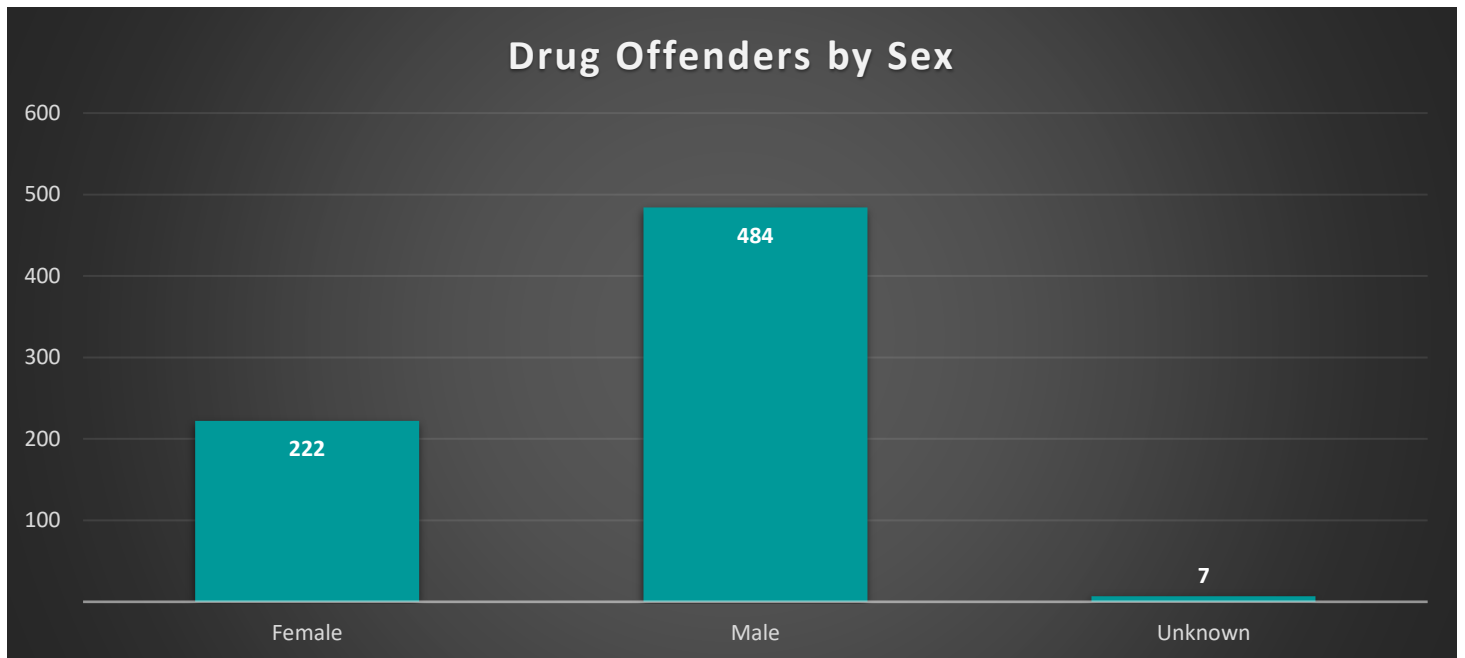


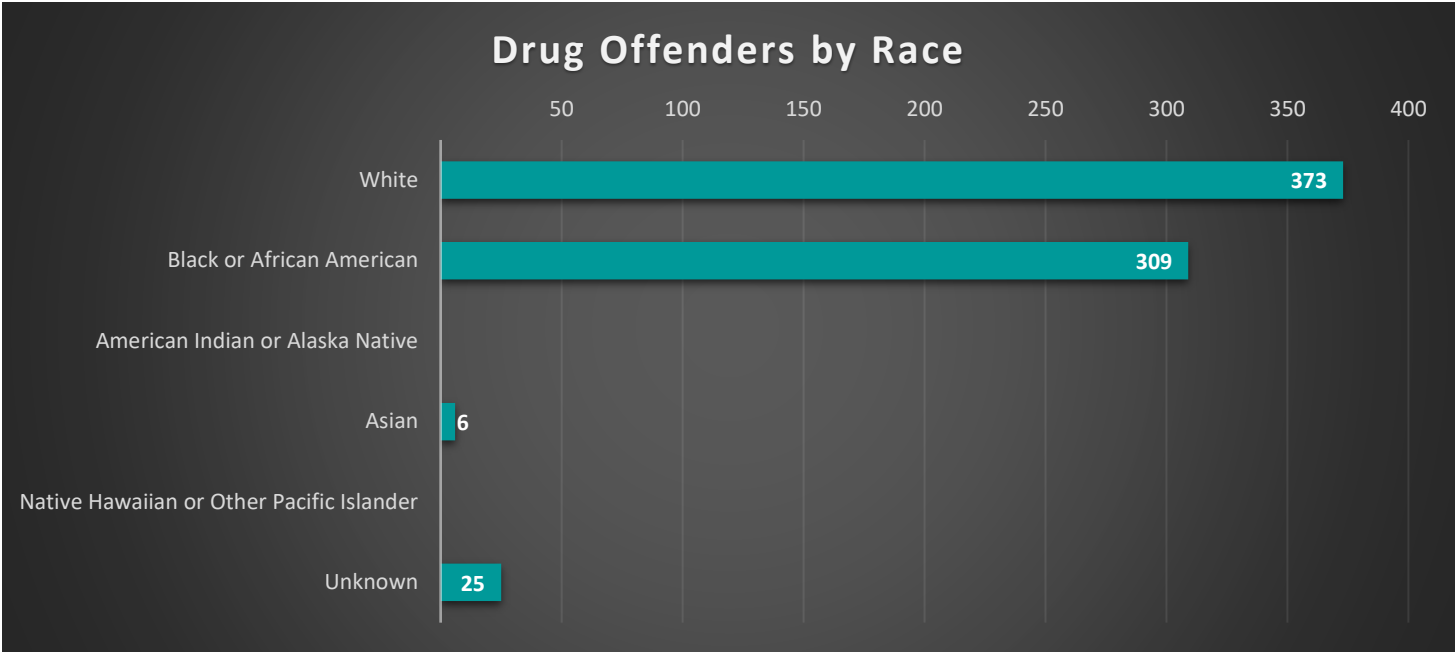
## Drug/Narcotic and Equipment Violations

In 2023, Drug/Narcotic offenses accounted for 17.10% of crimes on campus.

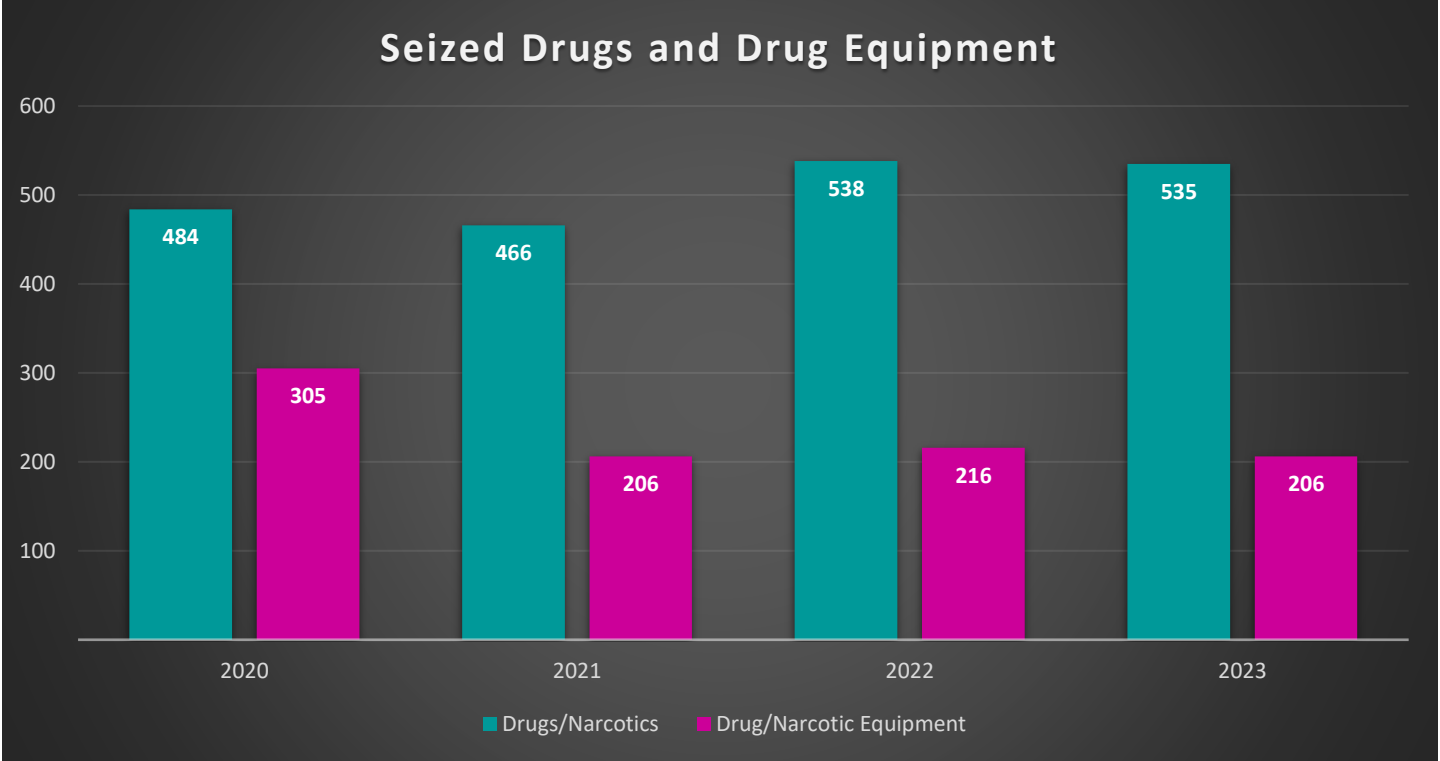
Location Type	#
Highway/Road/Alley	302
School – College/University	244
Hospital	173
Residence/Home	165
Parking Lot/Garage	77
Other/Unknown	27
Government/Public Building	6
School – Elementary/Secondary	4
Arena/Stadium/Fairgrounds/Coliseum	4
Department/Discount Store	2
Service/Gas Station	2
Restaurant	1
Community Center	1
Jail/Prison	1
Library	1
Park/Playground	1

The most common location type reported in Drug/Narcotic offenses in 2023 was Highway/Road/Alley, accounting for 302 of the 1,011 reported locations, 29.87%. Other largely reported locations were School- College/University (24.13%), Hospital (17.11%), and Residence/Home (16.32%). As with the previous breakdown of reported locations, multiple location types may be reported in each incident.





Males comprised just over two thirds of reported Drug/Narcotics offenders at 67.88% of the 713 reported. When looking at offenders by race, nearly all of them were reported to be either White or Black or African American, each comprising 52.31% and 43.34% respectively.

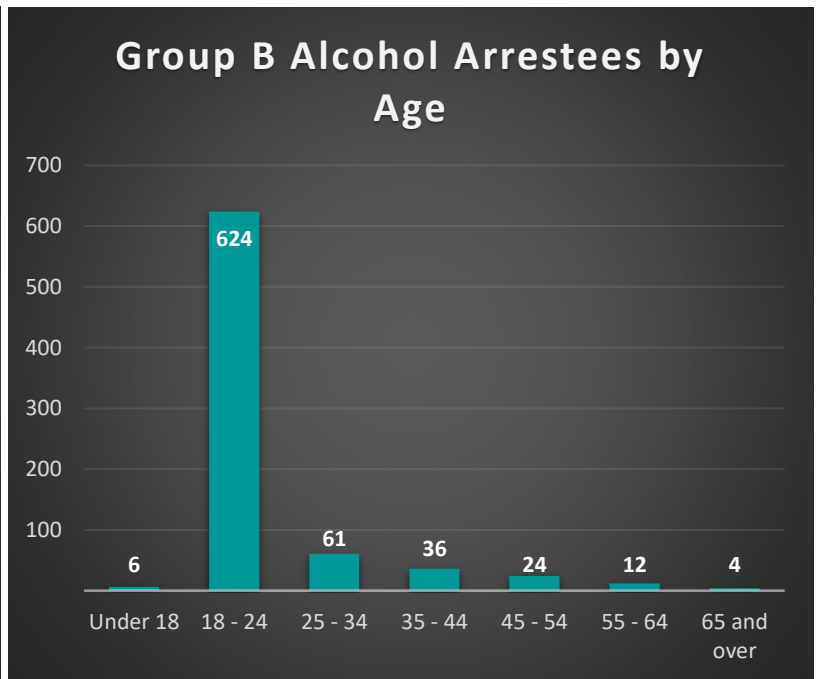
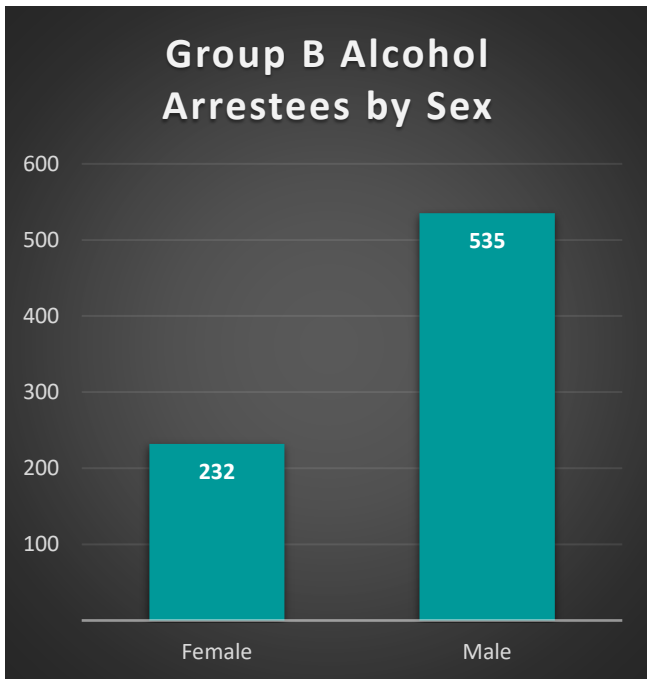


2023 saw a slight decrease in both seized Drugs/Narcotics and Drug/Narcotic Equipment when compared to 2022, with seized narcotics being reported 0.56% less often, and seized equipment decreasing 4.63%. While both of these decreases are minor, Drug Equipment seized reached the exact same level as was reported in 2021.

## Group B Overview

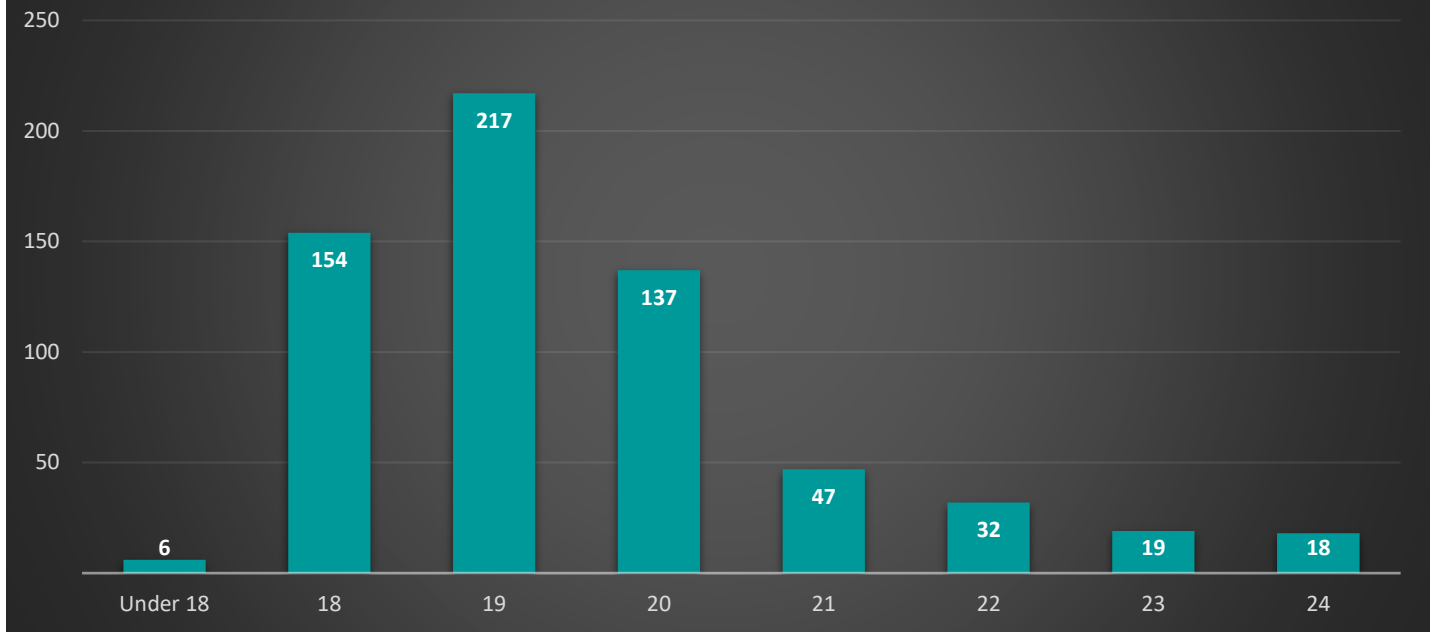
Although the total number of Group A arrests dropped 6.04% from 2022 to 2023, the total number of Group B arrests increased by 37.86% between 2022 and 2023. The most significant increases occurred with 90Z: All Other Offenses (126.92%), DUI (114.63%), and Drunkenness (43.51%).

Offense Type	2020	2021	2022	2023	2020-2023 %	2022-2023 %
Bad Checks	0	0	0	0	-	-
Curfew/Vagrancy	2	7	0	2	0.00%	-
Disorderly Conduct	26	20	47	61	134.62%	29.79%
DUI	54	48	82	176	225.93%	114.63%
Drunkenness	45	63	131	188	317.78%	43.51%
Family, Non-Violent	2	1	3	1	-50.00%	-66.67%
Liquor Law Violations	424	314	362	403	-4.95%	11.33%
Peeping Tom	0	0	1	1	-	0.00%
Trespass	136	102	146	186	36.76%	27.40%
90Z: All Other Offenses	47	48	52	118	151.06%	126.92%
<b>Total</b>	<b>736</b>	<b>603</b>	<b>824</b>	<b>1,136</b>	<b>54.35%</b>	<b>37.86%</b>



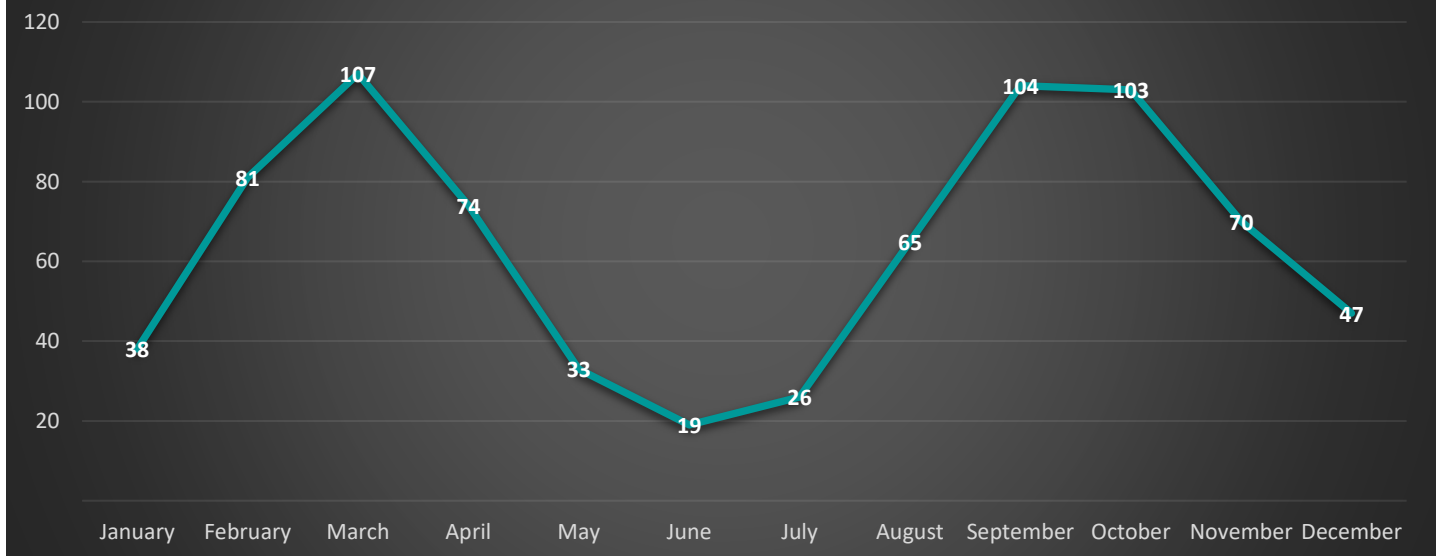
Within the context of exclusively Alcohol-Related Group B Arrestees, 69.75% were reported as having been Male, with the remaining 30.25% being Female. When examining arrestees by age, the most common age group is 18-24, making up 81.36% of Arrestees.

## Alcohol Arrestee Age Breakdown (Under 18-24)



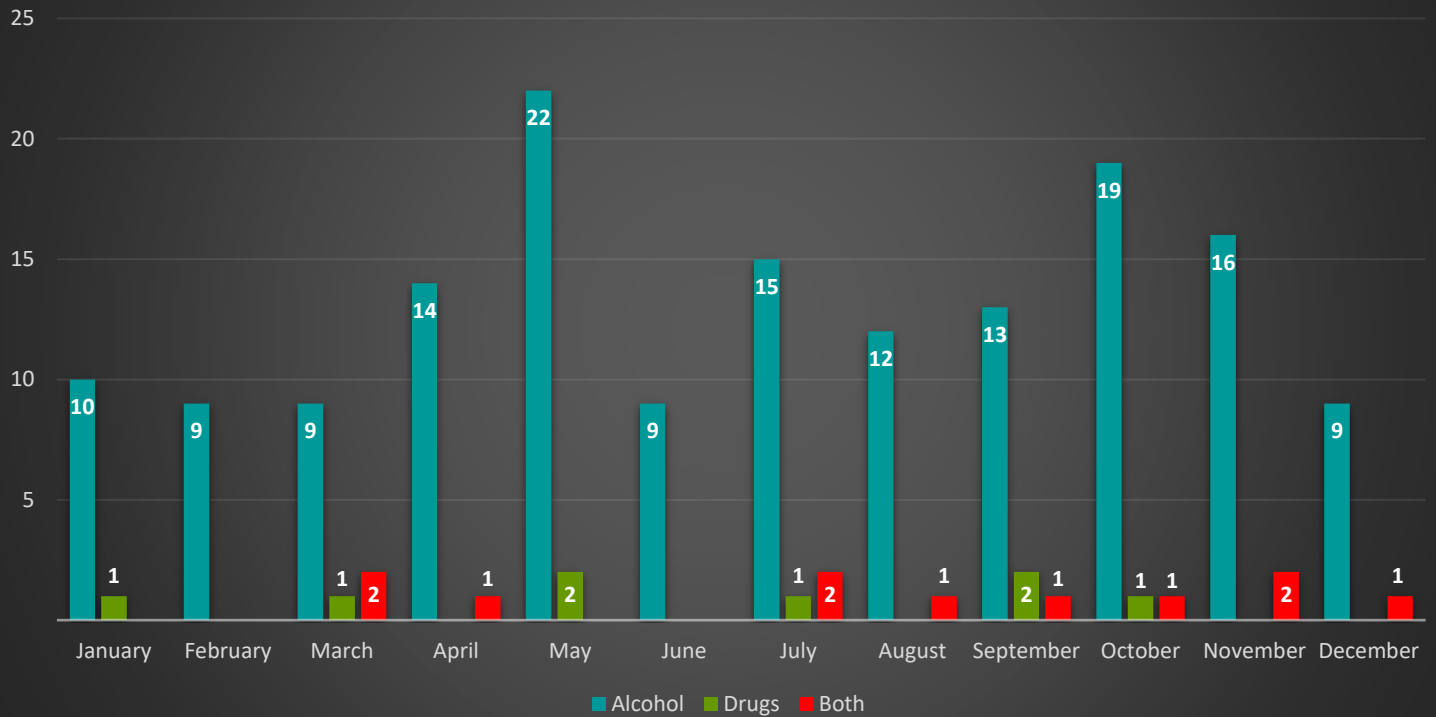
Given that such a large amount of Alcohol Arrestees in Crime on Campus cases are within the younger age bracket of 18-24, it was helpful to further breakdown that age group. In doing so, it can be seen that the majority of arrestees were either 18 (24.44%) or 19 (34.44%). Beyond this, the amount of arrestees drops for each subsequent age, with a noticeable dip when the legal drinking age is reached and underage drinking charges will no longer apply.

## Alcohol Related Arrests by Month



Breaking down Alcohol Related Arrests by month shows a similar trend to the distribution of reported Group A Crimes. The most common months for Alcohol Related Arrests occurred in March (13.95%), September (13.56%), and October (13.43%), in which the number of arrests were nearly identical between the three. A lull occurs during the summer months of May (4.30%), June (2.48%), and July (3.39%), when most classes are out of session.

## DUI Cause (Alcohol, Drugs or Both)



Finally, we examined DUIs and specifically how they could be separated by the cause of intoxication. Throughout 2023, 176 incidents categorized as a DUI were reported, with the highest amount occurring during a month with relatively few Alcohol Related arrests, in May (13.64%). When examining the type of intoxicant in a DUI incident, nearly all arrests had alcohol listed, 89.20%, with Drugs and Both having 4.55% and 6.25% respectively.



# Crime on Campus **2023**

**On-Campus Institutions**

## Aquinas College - 2023

GROUP A OFFENSES	Offense	Rate per 1,000	Cleared	% Cleared
<b>Homicide Offenses (Total)</b>	<b>0</b>	<b>0.0</b>	<b>0</b>	<b>0.0</b>
Murder	0	0.0	0	0.0
Negligent Manslaughter	0	0.0	0	0.0
Negligent Vehicular Manslaughter	0	0.0	0	0.0
<b>Kidnapping/Abduction</b>	<b>0</b>	<b>0.0</b>	<b>0</b>	<b>0.0</b>
<b>Sex Offenses (Forcible) (Total)</b>	<b>0</b>	<b>0.0</b>	<b>0</b>	<b>0.0</b>
Forcible Rape	0	0.0	0	0.0
Forcible Sodomy	0	0.0	0	0.0
Sexual Assault W/Object	0	0.0	0	0.0
Forcible Fondling	0	0.0	0	0.0
<b>Robbery</b>	<b>0</b>	<b>0.0</b>	<b>0</b>	<b>0.0</b>
<b>Assault Offenses (Total)</b>	<b>0</b>	<b>0.0</b>	<b>0</b>	<b>0.0</b>
Aggravated Assault	0	0.0	0	0.0
Simple Assault	0	0.0	0	0.0
Intimidation	0	0.0	0	0.0
Stalking	0	0.0	0	0.0
<b>Arson</b>	<b>0</b>	<b>0.0</b>	<b>0</b>	<b>0.0</b>
<b>Extortion/Blackmail</b>	<b>0</b>	<b>0.0</b>	<b>0</b>	<b>0.0</b>
<b>Burglary</b>	<b>0</b>	<b>0.0</b>	<b>0</b>	<b>0.0</b>
<b>Larceny/Theft Offenses (Total)</b>	<b>0</b>	<b>0.0</b>	<b>0</b>	<b>0.0</b>
Theft - Pocket-picking	0	0.0	0	0.0
Theft - Purse Snatching	0	0.0	0	0.0
Theft - Shoplifting	0	0.0	0	0.0
Theft From Building	0	0.0	0	0.0
Theft From Coin Machine	0	0.0	0	0.0
Theft From Motor Vehicle	0	0.0	0	0.0
Theft of Motor Vehicle Parts	0	0.0	0	0.0
Theft - All Other Larceny	0	0.0	0	0.0
<b>Motor Vehicle Theft</b>	<b>1</b>	<b>12.0</b>	<b>0</b>	<b>0.0</b>
<b>Counterfeiting/Forgery</b>	<b>0</b>	<b>0.0</b>	<b>0</b>	<b>0.0</b>
<b>Fraud Offenses (Total)</b>	<b>0</b>	<b>0.0</b>	<b>0</b>	<b>0.0</b>
Fraud - Computer Hacking/Invasion	0	0.0	0	0.0
Fraud - Credit Card/ATM	0	0.0	0	0.0
Fraud - False Pretenses	0	0.0	0	0.0
Fraud - Identity Theft	0	0.0	0	0.0
Fraud - Impersonation	0	0.0	0	0.0
Fraud - Welfare	0	0.0	0	0.0
Fraud - Wire	0	0.0	0	0.0
<b>Embezzlement</b>	<b>0</b>	<b>0.0</b>	<b>0</b>	<b>0.0</b>
<b>Stolen Property Offenses</b>	<b>0</b>	<b>0.0</b>	<b>0</b>	<b>0.0</b>
<b>Destruction/Damage/Vandalism</b>	<b>0</b>	<b>0.0</b>	<b>0</b>	<b>0.0</b>
<b>Drug/Narcotic Violations (Total)</b>	<b>0</b>	<b>0.0</b>	<b>0</b>	<b>0.0</b>
Drug/Narcotic Violations	0	0.0	0	0.0
Drug/Narcotic Equipment Violations	0	0.0	0	0.0

GROUP A OFFENSES	Offense	Rate per 1,000	Cleared	% Cleared
<b>Sex Offenses (Nonforcible) (Total)</b>	<b>0</b>	<b>0.0</b>	<b>0</b>	<b>0.0</b>
Incest	0	0.0	0	0.0
Statutory Rape	0	0.0	0	0.0
<b>Pornography/Obscene Material</b>	<b>0</b>	<b>0.0</b>	<b>0</b>	<b>0.0</b>
<b>Gambling Offenses (Total)</b>	<b>0</b>	<b>0.0</b>	<b>0</b>	<b>0.0</b>
Gambling - Betting/Wagering	0	0.0	0	0.0
Gambling - Operating/Promoting	0	0.0	0	0.0
Gambling - Equipment Violations	0	0.0	0	0.0
Gambling - Sports Tampering	0	0.0	0	0.0
<b>Prostitution Offenses (Total)</b>	<b>0</b>	<b>0.0</b>	<b>0</b>	<b>0.0</b>
Prostitution	0	0.0	0	0.0
Prostitution Assisting/Promoting	0	0.0	0	0.0
Purchasing Prostitution	0	0.0	0	0.0
<b>Human Trafficking Offenses (Total)</b>	<b>0</b>	<b>0.0</b>	<b>0</b>	<b>0.0</b>
Commercial Sex Acts	0	0.0	0	0.0
Involuntary Servitude	0	0.0	0	0.0
<b>Bribery</b>	<b>0</b>	<b>0.0</b>	<b>0</b>	<b>0.0</b>
<b>Weapon Law Violations</b>	<b>0</b>	<b>0.0</b>	<b>0</b>	<b>0.0</b>
<b>Animal Cruelty</b>	<b>0</b>	<b>0.0</b>	<b>0</b>	<b>0.0</b>

GROUP B OFFENSES	Offenses	Rate per 1,000
Bad Checks	0	0.0
Curfew/Vagrancy	0	0.0
Disorderly Conduct	0	0.0
DUI	0	0.0
Drunkenness	0	0.0
Family-Non Violent	0	0.0
Liquor Law Violations	0	0.0
Peeping Tom	0	0.0
Trespass	0	0.0
All Other Offenses	0	0.0

2023 Fall Term Campus Population	
Undergraduate Enrollment	16
Graduate Enrollment	43
Staff Personnel	8
Faculty Personnel	11
Security Personnel	5
<b>Total Campus Population</b>	<b>83</b>



## Austin Peay State University - 2023

GROUP A OFFENSES	Offense	Rate per 1,000	Cleared	% Cleared
<b>Homicide Offenses (Total)</b>	<b>0</b>	<b>0.0</b>	<b>0</b>	<b>0.0</b>
Murder	0	0.0	0	0.0
Negligent Manslaughter	0	0.0	0	0.0
Negligent Vehicular Manslaughter	0	0.0	0	0.0
<b>Kidnapping/Abduction</b>	<b>0</b>	<b>0.0</b>	<b>0</b>	<b>0.0</b>
<b>Sex Offenses (Forcible) (Total)</b>	<b>0</b>	<b>0.0</b>	<b>0</b>	<b>0.0</b>
Forcible Rape	0	0.0	0	0.0
Forcible Sodomy	0	0.0	0	0.0
Sexual Assault W/Object	0	0.0	0	0.0
Forcible Fondling	0	0.0	0	0.0
<b>Robbery</b>	<b>0</b>	<b>0.0</b>	<b>0</b>	<b>0.0</b>
<b>Assault Offenses (Total)</b>	<b>8</b>	<b>0.7</b>	<b>7</b>	<b>87.5</b>
Aggravated Assault	0	0.0	0	0.0
Simple Assault	7	0.6	6	85.7
Intimidation	1	0.1	1	100.0
Stalking	0	0.0	0	0.0
<b>Arson</b>	<b>0</b>	<b>0.0</b>	<b>0</b>	<b>0.0</b>
<b>Extortion/Blackmail</b>	<b>0</b>	<b>0.0</b>	<b>0</b>	<b>0.0</b>
<b>Burglary</b>	<b>1</b>	<b>0.1</b>	<b>0</b>	<b>0.0</b>
<b>Larceny/Theft Offenses (Total)</b>	<b>7</b>	<b>0.6</b>	<b>2</b>	<b>28.6</b>
Theft - Pocket-picking	0	0.0	0	0.0
Theft - Purse Snatching	0	0.0	0	0.0
Theft - Shoplifting	0	0.0	0	0.0
Theft From Building	4	0.4	2	50.0
Theft From Coin Machine	0	0.0	0	0.0
Theft From Motor Vehicle	1	0.1	0	0.0
Theft of Motor Vehicle Parts	0	0.0	0	0.0
Theft - All Other Larceny	2	0.2	0	0.0
<b>Motor Vehicle Theft</b>	<b>1</b>	<b>0.1</b>	<b>1</b>	<b>100.0</b>
<b>Counterfeiting/Forgery</b>	<b>1</b>	<b>0.1</b>	<b>1</b>	<b>100.0</b>
<b>Fraud Offenses (Total)</b>	<b>0</b>	<b>0.0</b>	<b>0</b>	<b>0.0</b>
Fraud - Computer Hacking/Invasion	0	0.0	0	0.0
Fraud - Credit Card/ATM	0	0.0	0	0.0
Fraud - False Pretenses	0	0.0	0	0.0
Fraud - Identity Theft	0	0.0	0	0.0
Fraud - Impersonation	0	0.0	0	0.0
Fraud - Welfare	0	0.0	0	0.0
Fraud - Wire	0	0.0	0	0.0
<b>Embezzlement</b>	<b>0</b>	<b>0.0</b>	<b>0</b>	<b>0.0</b>
<b>Stolen Property Offenses</b>	<b>0</b>	<b>0.0</b>	<b>0</b>	<b>0.0</b>
<b>Destruction/Damage/Vandalism</b>	<b>2</b>	<b>0.2</b>	<b>0</b>	<b>0.0</b>
<b>Drug/Narcotic Violations (Total)</b>	<b>26</b>	<b>2.4</b>	<b>21</b>	<b>80.8</b>
Drug/Narcotic Violations	20	1.9	16	80.0
Drug/Narcotic Equipment Violations	6	0.6	5	83.3

GROUP A OFFENSES	Offense	Rate per 1,000	Cleared	% Cleared
<b>Sex Offenses (Nonforcible) (Total)</b>	<b>0</b>	<b>0.0</b>	<b>0</b>	<b>0.0</b>
Incest	0	0.0	0	0.0
Statutory Rape	0	0.0	0	0.0
<b>Pornography/Obscene Material</b>	<b>0</b>	<b>0.0</b>	<b>0</b>	<b>0.0</b>
<b>Gambling Offenses (Total)</b>	<b>0</b>	<b>0.0</b>	<b>0</b>	<b>0.0</b>
Gambling - Betting/Wagering	0	0.0	0	0.0
Gambling - Operating/Promoting	0	0.0	0	0.0
Gambling - Equipment Violations	0	0.0	0	0.0
Gambling - Sports Tampering	0	0.0	0	0.0
<b>Prostitution Offenses (Total)</b>	<b>0</b>	<b>0.0</b>	<b>0</b>	<b>0.0</b>
Prostitution	0	0.0	0	0.0
Prostitution Assisting/Promoting	0	0.0	0	0.0
Purchasing Prostitution	0	0.0	0	0.0
<b>Human Trafficking Offenses (Total)</b>	<b>0</b>	<b>0.0</b>	<b>0</b>	<b>0.0</b>
Commercial Sex Acts	0	0.0	0	0.0
Involuntary Servitude	0	0.0	0	0.0
<b>Bribery</b>	<b>0</b>	<b>0.0</b>	<b>0</b>	<b>0.0</b>
<b>Weapon Law Violations</b>	<b>3</b>	<b>0.3</b>	<b>3</b>	<b>100.0</b>
<b>Animal Cruelty</b>	<b>0</b>	<b>0.0</b>	<b>0</b>	<b>0.0</b>

GROUP B OFFENSES	Offenses	Rate per 1,000
Bad Checks	0	0.0
Curfew/Vagrancy	0	0.0
Disorderly Conduct	1	0.1
DUI	2	0.2
Drunkenness	0	0.0
Family-Non Violent	0	0.0
Liquor Law Violations	16	1.5
Peeping Tom	0	0.0
Trespass	6	0.6
All Other Offenses	7	0.6

2023 Fall Term Campus Population	
Undergraduate Enrollment	8,314
Graduate Enrollment	1,335
Staff Personnel	685
Faculty Personnel	412
Security Personnel	28
<b>Total Campus Population</b>	<b>10,774</b>





## Baptist Health Sciences University - 2023

GROUP A OFFENSES	Offense	Rate per 1,000	Cleared	% Cleared
<b>Homicide Offenses (Total)</b>	<b>0</b>	<b>0.0</b>	<b>0</b>	<b>0.0</b>
Murder	0	0.0	0	0.0
Negligent Manslaughter	0	0.0	0	0.0
Negligent Vehicular Manslaughter	0	0.0	0	0.0
<b>Kidnapping/Abduction</b>	<b>0</b>	<b>0.0</b>	<b>0</b>	<b>0.0</b>
<b>Sex Offenses (Forcible) (Total)</b>	<b>0</b>	<b>0.0</b>	<b>0</b>	<b>0.0</b>
Forcible Rape	0	0.0	0	0.0
Forcible Sodomy	0	0.0	0	0.0
Sexual Assault W/Object	0	0.0	0	0.0
Forcible Fondling	0	0.0	0	0.0
<b>Robbery</b>	<b>0</b>	<b>0.0</b>	<b>0</b>	<b>0.0</b>
<b>Assault Offenses (Total)</b>	<b>1</b>	<b>1.0</b>	<b>1</b>	<b>100.0</b>
Aggravated Assault	0	0.0	0	0.0
Simple Assault	1	1.0	1	100.0
Intimidation	0	0.0	0	0.0
Stalking	0	0.0	0	0.0
<b>Arson</b>	<b>0</b>	<b>0.0</b>	<b>0</b>	<b>0.0</b>
<b>Extortion/Blackmail</b>	<b>0</b>	<b>0.0</b>	<b>0</b>	<b>0.0</b>
<b>Burglary</b>	<b>0</b>	<b>0.0</b>	<b>0</b>	<b>0.0</b>
<b>Larceny/Theft Offenses (Total)</b>	<b>3</b>	<b>3.0</b>	<b>0</b>	<b>0.0</b>
Theft - Pocket-picking	0	0.0	0	0.0
Theft - Purse Snatching	0	0.0	0	0.0
Theft - Shoplifting	0	0.0	0	0.0
Theft From Building	0	0.0	0	0.0
Theft From Coin Machine	0	0.0	0	0.0
Theft From Motor Vehicle	3	3.0	0	0.0
Theft of Motor Vehicle Parts	0	0.0	0	0.0
Theft - All Other Larceny	0	0.0	0	0.0
<b>Motor Vehicle Theft</b>	<b>0</b>	<b>0.0</b>	<b>0</b>	<b>0.0</b>
<b>Counterfeiting/Forgery</b>	<b>0</b>	<b>0.0</b>	<b>0</b>	<b>0.0</b>
<b>Fraud Offenses (Total)</b>	<b>0</b>	<b>0.0</b>	<b>0</b>	<b>0.0</b>
Fraud - Computer Hacking/Invasion	0	0.0	0	0.0
Fraud - Credit Card/ATM	0	0.0	0	0.0
Fraud - False Pretenses	0	0.0	0	0.0
Fraud - Identity Theft	0	0.0	0	0.0
Fraud - Impersonation	0	0.0	0	0.0
Fraud - Welfare	0	0.0	0	0.0
Fraud - Wire	0	0.0	0	0.0
<b>Embezzlement</b>	<b>0</b>	<b>0.0</b>	<b>0</b>	<b>0.0</b>
<b>Stolen Property Offenses</b>	<b>0</b>	<b>0.0</b>	<b>0</b>	<b>0.0</b>
<b>Destruction/Damage/Vandalism</b>	<b>1</b>	<b>1.0</b>	<b>0</b>	<b>0.0</b>
<b>Drug/Narcotic Violations (Total)</b>	<b>0</b>	<b>0.0</b>	<b>0</b>	<b>0.0</b>
Drug/Narcotic Violations	0	0.0	0	0.0
Drug/Narcotic Equipment Violations	0	0.0	0	0.0

GROUP A OFFENSES	Offense	Rate per 1,000	Cleared	% Cleared
<b>Sex Offenses (Nonforcible) (Total)</b>	<b>0</b>	<b>0.0</b>	<b>0</b>	<b>0.0</b>
Incest	0	0.0	0	0.0
Statutory Rape	0	0.0	0	0.0
<b>Pornography/Obscene Material</b>	<b>0</b>	<b>0.0</b>	<b>0</b>	<b>0.0</b>
<b>Gambling Offenses (Total)</b>	<b>0</b>	<b>0.0</b>	<b>0</b>	<b>0.0</b>
Gambling - Betting/Wagering	0	0.0	0	0.0
Gambling - Operating/Promoting	0	0.0	0	0.0
Gambling - Equipment Violations	0	0.0	0	0.0
Gambling - Sports Tampering	0	0.0	0	0.0
<b>Prostitution Offenses (Total)</b>	<b>0</b>	<b>0.0</b>	<b>0</b>	<b>0.0</b>
Prostitution	0	0.0	0	0.0
Prostitution Assisting/Promoting	0	0.0	0	0.0
Purchasing Prostitution	0	0.0	0	0.0
<b>Human Trafficking Offenses (Total)</b>	<b>0</b>	<b>0.0</b>	<b>0</b>	<b>0.0</b>
Commercial Sex Acts	0	0.0	0	0.0
Involuntary Servitude	0	0.0	0	0.0
<b>Bribery</b>	<b>0</b>	<b>0.0</b>	<b>0</b>	<b>0.0</b>
<b>Weapon Law Violations</b>	<b>0</b>	<b>0.0</b>	<b>0</b>	<b>0.0</b>
<b>Animal Cruelty</b>	<b>0</b>	<b>0.0</b>	<b>0</b>	<b>0.0</b>

GROUP B OFFENSES	Offenses	Rate per 1,000
Bad Checks	0	0.0
Curfew/Vagrancy	0	0.0
Disorderly Conduct	0	0.0
DUI	0	0.0
Drunkenness	0	0.0
Family-Non Violent	0	0.0
Liquor Law Violations	0	0.0
Peeping Tom	0	0.0
Trespass	0	0.0
All Other Offenses	0	0.0

2023 Fall Term Campus Population	
Undergraduate Enrollment	782
Graduate Enrollment	22
Staff Personnel	116
Faculty Personnel	59
Security Personnel	13
<b>Total Campus Population</b>	<b>992</b>



## Belmont University - 2023

GROUP A OFFENSES	Offense	Rate per 1,000	Cleared	% Cleared
<b>Homicide Offenses (Total)</b>	<b>0</b>	<b>0.0</b>	<b>0</b>	<b>0.0</b>
Murder	0	0.0	0	0.0
Negligent Manslaughter	0	0.0	0	0.0
Negligent Vehicular Manslaughter	0	0.0	0	0.0
<b>Kidnapping/Abduction</b>	<b>1</b>	<b>0.1</b>	<b>0</b>	<b>0.0</b>
<b>Sex Offenses (Forcible) (Total)</b>	<b>0</b>	<b>0.0</b>	<b>0</b>	<b>0.0</b>
Forcible Rape	0	0.0	0	0.0
Forcible Sodomy	0	0.0	0	0.0
Sexual Assault W/Object	0	0.0	0	0.0
Forcible Fondling	0	0.0	0	0.0
<b>Robbery</b>	<b>0</b>	<b>0.0</b>	<b>0</b>	<b>0.0</b>
<b>Assault Offenses (Total)</b>	<b>30</b>	<b>2.7</b>	<b>21</b>	<b>70.0</b>
Aggravated Assault	0	0.0	0	0.0
Simple Assault	7	0.6	5	71.4
Intimidation	11	1.0	9	81.8
Stalking	12	1.1	7	58.3
<b>Arson</b>	<b>0</b>	<b>0.0</b>	<b>0</b>	<b>0.0</b>
<b>Extortion/Blackmail</b>	<b>0</b>	<b>0.0</b>	<b>0</b>	<b>0.0</b>
<b>Burglary</b>	<b>11</b>	<b>1.0</b>	<b>9</b>	<b>81.8</b>
<b>Larceny/Theft Offenses (Total)</b>	<b>54</b>	<b>4.9</b>	<b>8</b>	<b>14.8</b>
Theft - Pocket-picking	0	0.0	0	0.0
Theft - Purse Snatching	0	0.0	0	0.0
Theft - Shoplifting	2	0.2	0	0.0
Theft From Building	23	2.1	4	17.4
Theft From Coin Machine	0	0.0	0	0.0
Theft From Motor Vehicle	12	1.1	0	0.0
Theft of Motor Vehicle Parts	0	0.0	0	0.0
Theft - All Other Larceny	17	1.5	4	23.5
<b>Motor Vehicle Theft</b>	<b>1</b>	<b>0.1</b>	<b>0</b>	<b>0.0</b>
<b>Counterfeiting/Forgery</b>	<b>0</b>	<b>0.0</b>	<b>0</b>	<b>0.0</b>
<b>Fraud Offenses (Total)</b>	<b>10</b>	<b>0.9</b>	<b>0</b>	<b>0.0</b>
Fraud - Computer Hacking/Invasion	0	0.0	0	0.0
Fraud - Credit Card/ATM	2	0.2	0	0.0
Fraud - False Pretenses	1	0.1	0	0.0
Fraud - Identity Theft	0	0.0	0	0.0
Fraud - Impersonation	2	0.2	0	0.0
Fraud - Welfare	0	0.0	0	0.0
Fraud - Wire	5	0.5	0	0.0
<b>Embezzlement</b>	<b>0</b>	<b>0.0</b>	<b>0</b>	<b>0.0</b>
<b>Stolen Property Offenses</b>	<b>0</b>	<b>0.0</b>	<b>0</b>	<b>0.0</b>
<b>Destruction/Damage/Vandalism</b>	<b>37</b>	<b>3.4</b>	<b>2</b>	<b>5.4</b>
<b>Drug/Narcotic Violations (Total)</b>	<b>30</b>	<b>2.7</b>	<b>30</b>	<b>100.0</b>
Drug/Narcotic Violations	15	1.4	15	100.0
Drug/Narcotic Equipment Violations	15	1.4	15	100.0

GROUP A OFFENSES	Offense	Rate per 1,000	Cleared	% Cleared
<b>Sex Offenses (Nonforcible) (Total)</b>	<b>0</b>	<b>0.0</b>	<b>0</b>	<b>0.0</b>
Incest	0	0.0	0	0.0
Statutory Rape	0	0.0	0	0.0
<b>Pornography/Obscene Material</b>	<b>0</b>	<b>0.0</b>	<b>0</b>	<b>0.0</b>
<b>Gambling Offenses (Total)</b>	<b>0</b>	<b>0.0</b>	<b>0</b>	<b>0.0</b>
Gambling - Betting/Wagering	0	0.0	0	0.0
Gambling - Operating/Promoting	0	0.0	0	0.0
Gambling - Equipment Violations	0	0.0	0	0.0
Gambling - Sports Tampering	0	0.0	0	0.0
<b>Prostitution Offenses (Total)</b>	<b>0</b>	<b>0.0</b>	<b>0</b>	<b>0.0</b>
Prostitution	0	0.0	0	0.0
Prostitution Assisting/Promoting	0	0.0	0	0.0
Purchasing Prostitution	0	0.0	0	0.0
<b>Human Trafficking Offenses (Total)</b>	<b>0</b>	<b>0.0</b>	<b>0</b>	<b>0.0</b>
Commercial Sex Acts	0	0.0	0	0.0
Involuntary Servitude	0	0.0	0	0.0
<b>Bribery</b>	<b>0</b>	<b>0.0</b>	<b>0</b>	<b>0.0</b>
<b>Weapon Law Violations</b>	<b>0</b>	<b>0.0</b>	<b>0</b>	<b>0.0</b>
<b>Animal Cruelty</b>	<b>0</b>	<b>0.0</b>	<b>0</b>	<b>0.0</b>

GROUP B OFFENSES	Offenses	Rate per 1,000
Bad Checks	0	0.0
Curfew/Vagrancy	0	0.0
Disorderly Conduct	0	0.0
DUI	0	0.0
Drunkenness	0	0.0
Family-Non Violent	0	0.0
Liquor Law Violations	30	2.7
Peeping Tom	0	0.0
Trespass	8	0.7
All Other Offenses	7	0.6

2023 Fall Term Campus Population	
Undergraduate Enrollment	7,338
Graduate Enrollment	1,534
Staff Personnel	1,322
Faculty Personnel	794
Security Personnel	43
<b>Total Campus Population</b>	<b>11,031</b>



## Bethel University - 2023

GROUP A OFFENSES	Offense	Rate per 1,000	Cleared	% Cleared
<b>Homicide Offenses (Total)</b>	<b>0</b>	<b>0.0</b>	<b>0</b>	<b>0.0</b>
Murder	0	0.0	0	0.0
Negligent Manslaughter	0	0.0	0	0.0
Negligent Vehicular Manslaughter	0	0.0	0	0.0
<b>Kidnapping/Abduction</b>	<b>0</b>	<b>0.0</b>	<b>0</b>	<b>0.0</b>
<b>Sex Offenses (Forcible) (Total)</b>	<b>1</b>	<b>0.5</b>	<b>0</b>	<b>0.0</b>
Forcible Rape	1	0.5	0	0.0
Forcible Sodomy	0	0.0	0	0.0
Sexual Assault W/Object	0	0.0	0	0.0
Forcible Fondling	0	0.0	0	0.0
<b>Robbery</b>	<b>0</b>	<b>0.0</b>	<b>0</b>	<b>0.0</b>
<b>Assault Offenses (Total)</b>	<b>13</b>	<b>7.1</b>	<b>12</b>	<b>92.3</b>
Aggravated Assault	1	0.5	0	0.0
Simple Assault	8	4.4	8	100.0
Intimidation	0	0.0	0	0.0
Stalking	4	2.2	4	100.0
<b>Arson</b>	<b>0</b>	<b>0.0</b>	<b>0</b>	<b>0.0</b>
<b>Extortion/Blackmail</b>	<b>1</b>	<b>0.5</b>	<b>0</b>	<b>0.0</b>
<b>Burglary</b>	<b>2</b>	<b>1.1</b>	<b>0</b>	<b>0.0</b>
<b>Larceny/Theft Offenses (Total)</b>	<b>12</b>	<b>6.5</b>	<b>1</b>	<b>8.3</b>
Theft - Pocket-picking	0	0.0	0	0.0
Theft - Purse Snatching	0	0.0	0	0.0
Theft - Shoplifting	0	0.0	0	0.0
Theft From Building	8	4.4	1	12.5
Theft From Coin Machine	1	0.5	0	0.0
Theft From Motor Vehicle	1	0.5	0	0.0
Theft of Motor Vehicle Parts	0	0.0	0	0.0
Theft - All Other Larceny	2	1.1	0	0.0
<b>Motor Vehicle Theft</b>	<b>0</b>	<b>0.0</b>	<b>0</b>	<b>0.0</b>
<b>Counterfeiting/Forgery</b>	<b>0</b>	<b>0.0</b>	<b>0</b>	<b>0.0</b>
<b>Fraud Offenses (Total)</b>	<b>1</b>	<b>0.5</b>	<b>1</b>	<b>100.0</b>
Fraud - Computer Hacking/Invasion	0	0.0	0	0.0
Fraud - Credit Card/ATM	1	0.5	1	100.0
Fraud - False Pretenses	0	0.0	0	0.0
Fraud - Identity Theft	0	0.0	0	0.0
Fraud - Impersonation	0	0.0	0	0.0
Fraud - Welfare	0	0.0	0	0.0
Fraud - Wire	0	0.0	0	0.0
<b>Embezzlement</b>	<b>0</b>	<b>0.0</b>	<b>0</b>	<b>0.0</b>
<b>Stolen Property Offenses</b>	<b>0</b>	<b>0.0</b>	<b>0</b>	<b>0.0</b>
<b>Destruction/Damage/Vandalism</b>	<b>4</b>	<b>2.2</b>	<b>2</b>	<b>50.0</b>
<b>Drug/Narcotic Violations (Total)</b>	<b>36</b>	<b>19.6</b>	<b>36</b>	<b>100.0</b>
Drug/Narcotic Violations	18	9.8	18	100.0
Drug/Narcotic Equipment Violations	18	9.8	18	100.0

GROUP A OFFENSES	Offense	Rate per 1,000	Cleared	% Cleared
<b>Sex Offenses (Nonforcible) (Total)</b>	<b>0</b>	<b>0.0</b>	<b>0</b>	<b>0.0</b>
Incest	0	0.0	0	0.0
Statutory Rape	0	0.0	0	0.0
<b>Pornography/Obscene Material</b>	<b>0</b>	<b>0.0</b>	<b>0</b>	<b>0.0</b>
<b>Gambling Offenses (Total)</b>	<b>0</b>	<b>0.0</b>	<b>0</b>	<b>0.0</b>
Gambling - Betting/Wagering	0	0.0	0	0.0
Gambling - Operating/Promoting	0	0.0	0	0.0
Gambling - Equipment Violations	0	0.0	0	0.0
Gambling - Sports Tampering	0	0.0	0	0.0
<b>Prostitution Offenses (Total)</b>	<b>0</b>	<b>0.0</b>	<b>0</b>	<b>0.0</b>
Prostitution	0	0.0	0	0.0
Prostitution Assisting/Promoting	0	0.0	0	0.0
Purchasing Prostitution	0	0.0	0	0.0
<b>Human Trafficking Offenses (Total)</b>	<b>0</b>	<b>0.0</b>	<b>0</b>	<b>0.0</b>
Commercial Sex Acts	0	0.0	0	0.0
Involuntary Servitude	0	0.0	0	0.0
<b>Bribery</b>	<b>0</b>	<b>0.0</b>	<b>0</b>	<b>0.0</b>
<b>Weapon Law Violations</b>	<b>2</b>	<b>1.1</b>	<b>2</b>	<b>100.0</b>
<b>Animal Cruelty</b>	<b>0</b>	<b>0.0</b>	<b>0</b>	<b>0.0</b>

GROUP B OFFENSES	Offenses	Rate per 1,000
Bad Checks	0	0.0
Curfew/Vagrancy	0	0.0
Disorderly Conduct	0	0.0
DUI	0	0.0
Drunkenness	1	0.5
Family-Non Violent	0	0.0
Liquor Law Violations	8	4.4
Peeping Tom	0	0.0
Trespass	0	0.0
All Other Offenses	3	1.6

2023 Fall Term Campus Population	
Undergraduate Enrollment	1,372
Graduate Enrollment	129
Staff Personnel	188
Faculty Personnel	135
Security Personnel	10
<b>Total Campus Population</b>	<b>1,834</b>



## Bryan College - 2023

GROUP A OFFENSES	Offense	Rate per 1,000	Cleared	% Cleared
<b>Homicide Offenses (Total)</b>	<b>0</b>	<b>0.0</b>	<b>0</b>	<b>0.0</b>
Murder	0	0.0	0	0.0
Negligent Manslaughter	0	0.0	0	0.0
Negligent Vehicular Manslaughter	0	0.0	0	0.0
<b>Kidnapping/Abduction</b>	<b>0</b>	<b>0.0</b>	<b>0</b>	<b>0.0</b>
<b>Sex Offenses (Forcible) (Total)</b>	<b>0</b>	<b>0.0</b>	<b>0</b>	<b>0.0</b>
Forcible Rape	0	0.0	0	0.0
Forcible Sodomy	0	0.0	0	0.0
Sexual Assault W/Object	0	0.0	0	0.0
Forcible Fondling	0	0.0	0	0.0
<b>Robbery</b>	<b>0</b>	<b>0.0</b>	<b>0</b>	<b>0.0</b>
<b>Assault Offenses (Total)</b>	<b>2</b>	<b>2.2</b>	<b>2</b>	<b>100.0</b>
Aggravated Assault	0	0.0	0	0.0
Simple Assault	2	2.2	2	100.0
Intimidation	0	0.0	0	0.0
Stalking	0	0.0	0	0.0
<b>Arson</b>	<b>0</b>	<b>0.0</b>	<b>0</b>	<b>0.0</b>
<b>Extortion/Blackmail</b>	<b>0</b>	<b>0.0</b>	<b>0</b>	<b>0.0</b>
<b>Burglary</b>	<b>0</b>	<b>0.0</b>	<b>0</b>	<b>0.0</b>
<b>Larceny/Theft Offenses (Total)</b>	<b>0</b>	<b>0.0</b>	<b>0</b>	<b>0.0</b>
Theft - Pocket-picking	0	0.0	0	0.0
Theft - Purse Snatching	0	0.0	0	0.0
Theft - Shoplifting	0	0.0	0	0.0
Theft From Building	0	0.0	0	0.0
Theft From Coin Machine	0	0.0	0	0.0
Theft From Motor Vehicle	0	0.0	0	0.0
Theft of Motor Vehicle Parts	0	0.0	0	0.0
Theft - All Other Larceny	0	0.0	0	0.0
<b>Motor Vehicle Theft</b>	<b>0</b>	<b>0.0</b>	<b>0</b>	<b>0.0</b>
<b>Counterfeiting/Forgery</b>	<b>0</b>	<b>0.0</b>	<b>0</b>	<b>0.0</b>
<b>Fraud Offenses (Total)</b>	<b>0</b>	<b>0.0</b>	<b>0</b>	<b>0.0</b>
Fraud - Computer Hacking/Invasion	0	0.0	0	0.0
Fraud - Credit Card/ATM	0	0.0	0	0.0
Fraud - False Pretenses	0	0.0	0	0.0
Fraud - Identity Theft	0	0.0	0	0.0
Fraud - Impersonation	0	0.0	0	0.0
Fraud - Welfare	0	0.0	0	0.0
Fraud - Wire	0	0.0	0	0.0
<b>Embezzlement</b>	<b>0</b>	<b>0.0</b>	<b>0</b>	<b>0.0</b>
<b>Stolen Property Offenses</b>	<b>0</b>	<b>0.0</b>	<b>0</b>	<b>0.0</b>
<b>Destruction/Damage/Vandalism</b>	<b>0</b>	<b>0.0</b>	<b>0</b>	<b>0.0</b>
<b>Drug/Narcotic Violations (Total)</b>	<b>0</b>	<b>0.0</b>	<b>0</b>	<b>0.0</b>
Drug/Narcotic Violations	0	0.0	0	0.0
Drug/Narcotic Equipment Violations	0	0.0	0	0.0

GROUP A OFFENSES	Offense	Rate per 1,000	Cleared	% Cleared
<b>Sex Offenses (Nonforcible) (Total)</b>	<b>0</b>	<b>0.0</b>	<b>0</b>	<b>0.0</b>
Incest	0	0.0	0	0.0
Statutory Rape	0	0.0	0	0.0
<b>Pornography/Obscene Material</b>	<b>0</b>	<b>0.0</b>	<b>0</b>	<b>0.0</b>
<b>Gambling Offenses (Total)</b>	<b>0</b>	<b>0.0</b>	<b>0</b>	<b>0.0</b>
Gambling - Betting/Wagering	0	0.0	0	0.0
Gambling - Operating/Promoting	0	0.0	0	0.0
Gambling - Equipment Violations	0	0.0	0	0.0
Gambling - Sports Tampering	0	0.0	0	0.0
<b>Prostitution Offenses (Total)</b>	<b>0</b>	<b>0.0</b>	<b>0</b>	<b>0.0</b>
Prostitution	0	0.0	0	0.0
Prostitution Assisting/Promoting	0	0.0	0	0.0
Purchasing Prostitution	0	0.0	0	0.0
<b>Human Trafficking Offenses (Total)</b>	<b>0</b>	<b>0.0</b>	<b>0</b>	<b>0.0</b>
Commercial Sex Acts	0	0.0	0	0.0
Involuntary Servitude	0	0.0	0	0.0
<b>Bribery</b>	<b>0</b>	<b>0.0</b>	<b>0</b>	<b>0.0</b>
<b>Weapon Law Violations</b>	<b>0</b>	<b>0.0</b>	<b>0</b>	<b>0.0</b>
<b>Animal Cruelty</b>	<b>0</b>	<b>0.0</b>	<b>0</b>	<b>0.0</b>

GROUP B OFFENSES	Offenses	Rate per 1,000
Bad Checks	0	0.0
Curfew/Vagrancy	0	0.0
Disorderly Conduct	0	0.0
DUI	0	0.0
Drunkenness	1	1.1
Family-Non Violent	0	0.0
Liquor Law Violations	0	0.0
Peeping Tom	0	0.0
Trespass	0	0.0
All Other Offenses	0	0.0

2023 Fall Term Campus Population	
Undergraduate Enrollment	676
Graduate Enrollment	0
Staff Personnel	114
Faculty Personnel	87
Security Personnel	1
<b>Total Campus Population</b>	<b>878</b>



Carson Newman University - 2023

GROUP A OFFENSES	Offense	Rate per 1,000	Cleared	% Cleared
<b>Homicide Offenses (Total)</b>	<b>0</b>	<b>0.0</b>	<b>0</b>	<b>0.0</b>
Murder	0	0.0	0	0.0
Negligent Manslaughter	0	0.0	0	0.0
Negligent Vehicular Manslaughter	0	0.0	0	0.0
<b>Kidnapping/Abduction</b>	<b>0</b>	<b>0.0</b>	<b>0</b>	<b>0.0</b>
<b>Sex Offenses (Forcible) (Total)</b>	<b>0</b>	<b>0.0</b>	<b>0</b>	<b>0.0</b>
Forcible Rape	0	0.0	0	0.0
Forcible Sodomy	0	0.0	0	0.0
Sexual Assault W/Object	0	0.0	0	0.0
Forcible Fondling	0	0.0	0	0.0
<b>Robbery</b>	<b>0</b>	<b>0.0</b>	<b>0</b>	<b>0.0</b>
<b>Assault Offenses (Total)</b>	<b>1</b>	<b>0.4</b>	<b>0</b>	<b>0.0</b>
Aggravated Assault	0	0.0	0	0.0
Simple Assault	0	0.0	0	0.0
Intimidation	1	0.4	0	0.0
Stalking	0	0.0	0	0.0
<b>Arson</b>	<b>0</b>	<b>0.0</b>	<b>0</b>	<b>0.0</b>
<b>Extortion/Blackmail</b>	<b>0</b>	<b>0.0</b>	<b>0</b>	<b>0.0</b>
<b>Burglary</b>	<b>0</b>	<b>0.0</b>	<b>0</b>	<b>0.0</b>
<b>Larceny/Theft Offenses (Total)</b>	<b>0</b>	<b>0.0</b>	<b>0</b>	<b>0.0</b>
Theft - Pocket-picking	0	0.0	0	0.0
Theft - Purse Snatching	0	0.0	0	0.0
Theft - Shoplifting	0	0.0	0	0.0
Theft From Building	0	0.0	0	0.0
Theft From Coin Machine	0	0.0	0	0.0
Theft From Motor Vehicle	0	0.0	0	0.0
Theft of Motor Vehicle Parts	0	0.0	0	0.0
Theft - All Other Larceny	0	0.0	0	0.0
<b>Motor Vehicle Theft</b>	<b>0</b>	<b>0.0</b>	<b>0</b>	<b>0.0</b>
<b>Counterfeiting/Forgery</b>	<b>0</b>	<b>0.0</b>	<b>0</b>	<b>0.0</b>
<b>Fraud Offenses (Total)</b>	<b>0</b>	<b>0.0</b>	<b>0</b>	<b>0.0</b>
Fraud - Computer Hacking/Invasion	0	0.0	0	0.0
Fraud - Credit Card/ATM	0	0.0	0	0.0
Fraud - False Pretenses	0	0.0	0	0.0
Fraud - Identity Theft	0	0.0	0	0.0
Fraud - Impersonation	0	0.0	0	0.0
Fraud - Welfare	0	0.0	0	0.0
Fraud - Wire	0	0.0	0	0.0
<b>Embezzlement</b>	<b>0</b>	<b>0.0</b>	<b>0</b>	<b>0.0</b>
<b>Stolen Property Offenses</b>	<b>0</b>	<b>0.0</b>	<b>0</b>	<b>0.0</b>
<b>Destruction/Damage/Vandalism</b>	<b>5</b>	<b>1.8</b>	<b>0</b>	<b>0.0</b>
<b>Drug/Narcotic Violations (Total)</b>	<b>0</b>	<b>0.0</b>	<b>0</b>	<b>0.0</b>
Drug/Narcotic Violations	0	0.0	0	0.0
Drug/Narcotic Equipment Violations	0	0.0	0	0.0

GROUP A OFFENSES	Offense	Rate per 1,000	Cleared	% Cleared
<b>Sex Offenses (Nonforcible) (Total)</b>	<b>0</b>	<b>0.0</b>	<b>0</b>	<b>0.0</b>
Incest	0	0.0	0	0.0
Statutory Rape	0	0.0	0	0.0
<b>Pornography/Obscene Material</b>	<b>0</b>	<b>0.0</b>	<b>0</b>	<b>0.0</b>
<b>Gambling Offenses (Total)</b>	<b>0</b>	<b>0.0</b>	<b>0</b>	<b>0.0</b>
Gambling - Betting/Wagering	0	0.0	0	0.0
Gambling - Operating/Promoting	0	0.0	0	0.0
Gambling - Equipment Violations	0	0.0	0	0.0
Gambling - Sports Tampering	0	0.0	0	0.0
<b>Prostitution Offenses (Total)</b>	<b>0</b>	<b>0.0</b>	<b>0</b>	<b>0.0</b>
Prostitution	0	0.0	0	0.0
Prostitution Assisting/Promoting	0	0.0	0	0.0
Purchasing Prostitution	0	0.0	0	0.0
<b>Human Trafficking Offenses (Total)</b>	<b>0</b>	<b>0.0</b>	<b>0</b>	<b>0.0</b>
Commercial Sex Acts	0	0.0	0	0.0
Involuntary Servitude	0	0.0	0	0.0
<b>Bribery</b>	<b>0</b>	<b>0.0</b>	<b>0</b>	<b>0.0</b>
<b>Weapon Law Violations</b>	<b>0</b>	<b>0.0</b>	<b>0</b>	<b>0.0</b>
<b>Animal Cruelty</b>	<b>0</b>	<b>0.0</b>	<b>0</b>	<b>0.0</b>

GROUP B OFFENSES	Offenses	Rate per 1,000
Bad Checks	0	0.0
Curfew/Vagrancy	0	0.0
Disorderly Conduct	0	0.0
DUI	0	0.0
Drunkenness	0	0.0
Family-Non Violent	0	0.0
Liquor Law Violations	8	2.9
Peeping Tom	0	0.0
Trespass	0	0.0
All Other Offenses	0	0.0

2023 Fall Term Campus Population	
Undergraduate Enrollment	1,565
Graduate Enrollment	762
Staff Personnel	239
Faculty Personnel	149
Security Personnel	12
Total Campus Population	2,727



## Chattanooga State Community College - 2023

GROUP A OFFENSES	Offense	Rate per 1,000	Cleared	% Cleared
<b>Homicide Offenses (Total)</b>	<b>0</b>	<b>0.0</b>	<b>0</b>	<b>0.0</b>
Murder	0	0.0	0	0.0
Negligent Manslaughter	0	0.0	0	0.0
Negligent Vehicular Manslaughter	0	0.0	0	0.0
<b>Kidnapping/Abduction</b>	<b>0</b>	<b>0.0</b>	<b>0</b>	<b>0.0</b>
<b>Sex Offenses (Forcible) (Total)</b>	<b>2</b>	<b>0.2</b>	<b>0</b>	<b>0.0</b>
Forcible Rape	1	0.1	0	0.0
Forcible Sodomy	0	0.0	0	0.0
Sexual Assault W/Object	0	0.0	0	0.0
Forcible Fondling	1	0.1	0	0.0
<b>Robbery</b>	<b>0</b>	<b>0.0</b>	<b>0</b>	<b>0.0</b>
<b>Assault Offenses (Total)</b>	<b>8</b>	<b>0.9</b>	<b>2</b>	<b>25.0</b>
Aggravated Assault	0	0.0	0	0.0
Simple Assault	4	0.4	1	25.0
Intimidation	4	0.4	1	25.0
Stalking	0	0.0	0	0.0
<b>Arson</b>	<b>0</b>	<b>0.0</b>	<b>0</b>	<b>0.0</b>
<b>Extortion/Blackmail</b>	<b>0</b>	<b>0.0</b>	<b>0</b>	<b>0.0</b>
<b>Burglary</b>	<b>0</b>	<b>0.0</b>	<b>0</b>	<b>0.0</b>
<b>Larceny/Theft Offenses (Total)</b>	<b>2</b>	<b>0.2</b>	<b>0</b>	<b>0.0</b>
Theft - Pocket-picking	0	0.0	0	0.0
Theft - Purse Snatching	0	0.0	0	0.0
Theft - Shoplifting	0	0.0	0	0.0
Theft From Building	0	0.0	0	0.0
Theft From Coin Machine	0	0.0	0	0.0
Theft From Motor Vehicle	1	0.1	0	0.0
Theft of Motor Vehicle Parts	1	0.1	0	0.0
Theft - All Other Larceny	0	0.0	0	0.0
<b>Motor Vehicle Theft</b>	<b>0</b>	<b>0.0</b>	<b>0</b>	<b>0.0</b>
<b>Counterfeiting/Forgery</b>	<b>0</b>	<b>0.0</b>	<b>0</b>	<b>0.0</b>
<b>Fraud Offenses (Total)</b>	<b>0</b>	<b>0.0</b>	<b>0</b>	<b>0.0</b>
Fraud - Computer Hacking/Invasion	0	0.0	0	0.0
Fraud - Credit Card/ATM	0	0.0	0	0.0
Fraud - False Pretenses	0	0.0	0	0.0
Fraud - Identity Theft	0	0.0	0	0.0
Fraud - Impersonation	0	0.0	0	0.0
Fraud - Welfare	0	0.0	0	0.0
Fraud - Wire	0	0.0	0	0.0
<b>Embezzlement</b>	<b>0</b>	<b>0.0</b>	<b>0</b>	<b>0.0</b>
<b>Stolen Property Offenses</b>	<b>0</b>	<b>0.0</b>	<b>0</b>	<b>0.0</b>
<b>Destruction/Damage/Vandalism</b>	<b>2</b>	<b>0.2</b>	<b>0</b>	<b>0.0</b>
<b>Drug/Narcotic Violations (Total)</b>	<b>2</b>	<b>0.2</b>	<b>1</b>	<b>50.0</b>
Drug/Narcotic Violations	2	0.2	1	50.0
Drug/Narcotic Equipment Violations	0	0.0	0	0.0

GROUP A OFFENSES	Offense	Rate per 1,000	Cleared	% Cleared
<b>Sex Offenses (Nonforcible) (Total)</b>	<b>0</b>	<b>0.0</b>	<b>0</b>	<b>0.0</b>
Incest	0	0.0	0	0.0
Statutory Rape	0	0.0	0	0.0
<b>Pornography/Obscene Material</b>	<b>0</b>	<b>0.0</b>	<b>0</b>	<b>0.0</b>
<b>Gambling Offenses (Total)</b>	<b>0</b>	<b>0.0</b>	<b>0</b>	<b>0.0</b>
Gambling - Betting/Wagering	0	0.0	0	0.0
Gambling - Operating/Promoting	0	0.0	0	0.0
Gambling - Equipment Violations	0	0.0	0	0.0
Gambling - Sports Tampering	0	0.0	0	0.0
<b>Prostitution Offenses (Total)</b>	<b>0</b>	<b>0.0</b>	<b>0</b>	<b>0.0</b>
Prostitution	0	0.0	0	0.0
Prostitution Assisting/Promoting	0	0.0	0	0.0
Purchasing Prostitution	0	0.0	0	0.0
<b>Human Trafficking Offenses (Total)</b>	<b>0</b>	<b>0.0</b>	<b>0</b>	<b>0.0</b>
Commercial Sex Acts	0	0.0	0	0.0
Involuntary Servitude	0	0.0	0	0.0
<b>Bribery</b>	<b>0</b>	<b>0.0</b>	<b>0</b>	<b>0.0</b>
<b>Weapon Law Violations</b>	<b>1</b>	<b>0.1</b>	<b>1</b>	<b>100.0</b>
<b>Animal Cruelty</b>	<b>0</b>	<b>0.0</b>	<b>0</b>	<b>0.0</b>

GROUP B OFFENSES	Offenses	Rate per 1,000
Bad Checks	0	0.0
Curfew/Vagrancy	0	0.0
Disorderly Conduct	0	0.0
DUI	0	0.0
Drunkenness	0	0.0
Family-Non Violent	0	0.0
Liquor Law Violations	0	0.0
Peeping Tom	0	0.0
Trespass	0	0.0
All Other Offenses	1	0.1

2023 Fall Term Campus Population	
Undergraduate Enrollment	8,091
Graduate Enrollment	0
Staff Personnel	329
Faculty Personnel	593
Security Personnel	14
<b>Total Campus Population</b>	<b>9,027</b>



## Christian Brothers University - Campus Police and Safety - 2023

GROUP A OFFENSES	Offense	Rate per 1,000	Cleared	% Cleared
<b>Homicide Offenses (Total)</b>	<b>0</b>	<b>0.0</b>	<b>0</b>	<b>0.0</b>
Murder	0	0.0	0	0.0
Negligent Manslaughter	0	0.0	0	0.0
Negligent Vehicular Manslaughter	0	0.0	0	0.0
<b>Kidnapping/Abduction</b>	<b>0</b>	<b>0.0</b>	<b>0</b>	<b>0.0</b>
<b>Sex Offenses (Forcible) (Total)</b>	<b>0</b>	<b>0.0</b>	<b>0</b>	<b>0.0</b>
Forcible Rape	0	0.0	0	0.0
Forcible Sodomy	0	0.0	0	0.0
Sexual Assault W/Object	0	0.0	0	0.0
Forcible Fondling	0	0.0	0	0.0
<b>Robbery</b>	<b>0</b>	<b>0.0</b>	<b>0</b>	<b>0.0</b>
<b>Assault Offenses (Total)</b>	<b>0</b>	<b>0.0</b>	<b>0</b>	<b>0.0</b>
Aggravated Assault	0	0.0	0	0.0
Simple Assault	0	0.0	0	0.0
Intimidation	0	0.0	0	0.0
Stalking	0	0.0	0	0.0
<b>Arson</b>	<b>0</b>	<b>0.0</b>	<b>0</b>	<b>0.0</b>
<b>Extortion/Blackmail</b>	<b>0</b>	<b>0.0</b>	<b>0</b>	<b>0.0</b>
<b>Burglary</b>	<b>0</b>	<b>0.0</b>	<b>0</b>	<b>0.0</b>
<b>Larceny/Theft Offenses (Total)</b>	<b>0</b>	<b>0.0</b>	<b>0</b>	<b>0.0</b>
Theft - Pocket-picking	0	0.0	0	0.0
Theft - Purse Snatching	0	0.0	0	0.0
Theft - Shoplifting	0	0.0	0	0.0
Theft From Building	0	0.0	0	0.0
Theft From Coin Machine	0	0.0	0	0.0
Theft From Motor Vehicle	0	0.0	0	0.0
Theft of Motor Vehicle Parts	0	0.0	0	0.0
Theft - All Other Larceny	0	0.0	0	0.0
<b>Motor Vehicle Theft</b>	<b>0</b>	<b>0.0</b>	<b>0</b>	<b>0.0</b>
<b>Counterfeiting/Forgery</b>	<b>0</b>	<b>0.0</b>	<b>0</b>	<b>0.0</b>
<b>Fraud Offenses (Total)</b>	<b>0</b>	<b>0.0</b>	<b>0</b>	<b>0.0</b>
Fraud - Computer Hacking/Invasion	0	0.0	0	0.0
Fraud - Credit Card/ATM	0	0.0	0	0.0
Fraud - False Pretenses	0	0.0	0	0.0
Fraud - Identity Theft	0	0.0	0	0.0
Fraud - Impersonation	0	0.0	0	0.0
Fraud - Welfare	0	0.0	0	0.0
Fraud - Wire	0	0.0	0	0.0
<b>Embezzlement</b>	<b>0</b>	<b>0.0</b>	<b>0</b>	<b>0.0</b>
<b>Stolen Property Offenses</b>	<b>0</b>	<b>0.0</b>	<b>0</b>	<b>0.0</b>
<b>Destruction/Damage/Vandalism</b>	<b>0</b>	<b>0.0</b>	<b>0</b>	<b>0.0</b>
<b>Drug/Narcotic Violations (Total)</b>	<b>0</b>	<b>0.0</b>	<b>0</b>	<b>0.0</b>
Drug/Narcotic Violations	0	0.0	0	0.0
Drug/Narcotic Equipment Violations	0	0.0	0	0.0

GROUP A OFFENSES	Offense	Rate per 1,000	Cleared	% Cleared
<b>Sex Offenses (Nonforcible) (Total)</b>	<b>0</b>	<b>0.0</b>	<b>0</b>	<b>0.0</b>
Incest	0	0.0	0	0.0
Statutory Rape	0	0.0	0	0.0
<b>Pornography/Obscene Material</b>	<b>0</b>	<b>0.0</b>	<b>0</b>	<b>0.0</b>
<b>Gambling Offenses (Total)</b>	<b>0</b>	<b>0.0</b>	<b>0</b>	<b>0.0</b>
Gambling - Betting/Wagering	0	0.0	0	0.0
Gambling - Operating/Promoting	0	0.0	0	0.0
Gambling - Equipment Violations	0	0.0	0	0.0
Gambling - Sports Tampering	0	0.0	0	0.0
<b>Prostitution Offenses (Total)</b>	<b>0</b>	<b>0.0</b>	<b>0</b>	<b>0.0</b>
Prostitution	0	0.0	0	0.0
Prostitution Assisting/Promoting	0	0.0	0	0.0
Purchasing Prostitution	0	0.0	0	0.0
<b>Human Trafficking Offenses (Total)</b>	<b>0</b>	<b>0.0</b>	<b>0</b>	<b>0.0</b>
Commercial Sex Acts	0	0.0	0	0.0
Involuntary Servitude	0	0.0	0	0.0
<b>Bribery</b>	<b>0</b>	<b>0.0</b>	<b>0</b>	<b>0.0</b>
<b>Weapon Law Violations</b>	<b>0</b>	<b>0.0</b>	<b>0</b>	<b>0.0</b>
<b>Animal Cruelty</b>	<b>0</b>	<b>0.0</b>	<b>0</b>	<b>0.0</b>

GROUP B OFFENSES	Offenses	Rate per 1,000
Bad Checks	0	0.0
Curfew/Vagrancy	0	0.0
Disorderly Conduct	0	0.0
DUI	0	0.0
Drunkenness	0	0.0
Family-Non Violent	0	0.0
Liquor Law Violations	0	0.0
Peeping Tom	0	0.0
Trespass	0	0.0
All Other Offenses	0	0.0

2023 Fall Term Campus Population	
Undergraduate Enrollment	909
Graduate Enrollment	641
Staff Personnel	142
Faculty Personnel	122
Security Personnel	26
<b>Total Campus Population</b>	<b>1,840</b>



## Cleveland State Community College - 2023

GROUP A OFFENSES	Offense	Rate per 1,000	Cleared	% Cleared
<b>Homicide Offenses (Total)</b>	<b>0</b>	<b>0.0</b>	<b>0</b>	<b>0.0</b>
Murder	0	0.0	0	0.0
Negligent Manslaughter	0	0.0	0	0.0
Negligent Vehicular Manslaughter	0	0.0	0	0.0
<b>Kidnapping/Abduction</b>	<b>0</b>	<b>0.0</b>	<b>0</b>	<b>0.0</b>
<b>Sex Offenses (Forcible) (Total)</b>	<b>0</b>	<b>0.0</b>	<b>0</b>	<b>0.0</b>
Forcible Rape	0	0.0	0	0.0
Forcible Sodomy	0	0.0	0	0.0
Sexual Assault W/Object	0	0.0	0	0.0
Forcible Fondling	0	0.0	0	0.0
<b>Robbery</b>	<b>0</b>	<b>0.0</b>	<b>0</b>	<b>0.0</b>
<b>Assault Offenses (Total)</b>	<b>0</b>	<b>0.0</b>	<b>0</b>	<b>0.0</b>
Aggravated Assault	0	0.0	0	0.0
Simple Assault	0	0.0	0	0.0
Intimidation	0	0.0	0	0.0
Stalking	0	0.0	0	0.0
<b>Arson</b>	<b>0</b>	<b>0.0</b>	<b>0</b>	<b>0.0</b>
<b>Extortion/Blackmail</b>	<b>0</b>	<b>0.0</b>	<b>0</b>	<b>0.0</b>
<b>Burglary</b>	<b>0</b>	<b>0.0</b>	<b>0</b>	<b>0.0</b>
<b>Larceny/Theft Offenses (Total)</b>	<b>1</b>	<b>0.4</b>	<b>0</b>	<b>0.0</b>
Theft - Pocket-picking	0	0.0	0	0.0
Theft - Purse Snatching	0	0.0	0	0.0
Theft - Shoplifting	0	0.0	0	0.0
Theft From Building	1	0.4	0	0.0
Theft From Coin Machine	0	0.0	0	0.0
Theft From Motor Vehicle	0	0.0	0	0.0
Theft of Motor Vehicle Parts	0	0.0	0	0.0
Theft - All Other Larceny	0	0.0	0	0.0
<b>Motor Vehicle Theft</b>	<b>0</b>	<b>0.0</b>	<b>0</b>	<b>0.0</b>
<b>Counterfeiting/Forgery</b>	<b>0</b>	<b>0.0</b>	<b>0</b>	<b>0.0</b>
<b>Fraud Offenses (Total)</b>	<b>0</b>	<b>0.0</b>	<b>0</b>	<b>0.0</b>
Fraud - Computer Hacking/Invasion	0	0.0	0	0.0
Fraud - Credit Card/ATM	0	0.0	0	0.0
Fraud - False Pretenses	0	0.0	0	0.0
Fraud - Identity Theft	0	0.0	0	0.0
Fraud - Impersonation	0	0.0	0	0.0
Fraud - Welfare	0	0.0	0	0.0
Fraud - Wire	0	0.0	0	0.0
<b>Embezzlement</b>	<b>0</b>	<b>0.0</b>	<b>0</b>	<b>0.0</b>
<b>Stolen Property Offenses</b>	<b>0</b>	<b>0.0</b>	<b>0</b>	<b>0.0</b>
<b>Destruction/Damage/Vandalism</b>	<b>0</b>	<b>0.0</b>	<b>0</b>	<b>0.0</b>
<b>Drug/Narcotic Violations (Total)</b>	<b>0</b>	<b>0.0</b>	<b>0</b>	<b>0.0</b>
Drug/Narcotic Violations	0	0.0	0	0.0
Drug/Narcotic Equipment Violations	0	0.0	0	0.0

GROUP A OFFENSES	Offense	Rate per 1,000	Cleared	% Cleared
<b>Sex Offenses (Nonforcible) (Total)</b>	<b>0</b>	<b>0.0</b>	<b>0</b>	<b>0.0</b>
Incest	0	0.0	0	0.0
Statutory Rape	0	0.0	0	0.0
<b>Pornography/Obscene Material</b>	<b>0</b>	<b>0.0</b>	<b>0</b>	<b>0.0</b>
<b>Gambling Offenses (Total)</b>	<b>0</b>	<b>0.0</b>	<b>0</b>	<b>0.0</b>
Gambling - Betting/Wagering	0	0.0	0	0.0
Gambling - Operating/Promoting	0	0.0	0	0.0
Gambling - Equipment Violations	0	0.0	0	0.0
Gambling - Sports Tampering	0	0.0	0	0.0
<b>Prostitution Offenses (Total)</b>	<b>0</b>	<b>0.0</b>	<b>0</b>	<b>0.0</b>
Prostitution	0	0.0	0	0.0
Prostitution Assisting/Promoting	0	0.0	0	0.0
Purchasing Prostitution	0	0.0	0	0.0
<b>Human Trafficking Offenses (Total)</b>	<b>0</b>	<b>0.0</b>	<b>0</b>	<b>0.0</b>
Commercial Sex Acts	0	0.0	0	0.0
Involuntary Servitude	0	0.0	0	0.0
<b>Bribery</b>	<b>0</b>	<b>0.0</b>	<b>0</b>	<b>0.0</b>
<b>Weapon Law Violations</b>	<b>0</b>	<b>0.0</b>	<b>0</b>	<b>0.0</b>
<b>Animal Cruelty</b>	<b>0</b>	<b>0.0</b>	<b>0</b>	<b>0.0</b>

GROUP B OFFENSES	Offenses	Rate per 1,000
Bad Checks	0	0.0
Curfew/Vagrancy	0	0.0
Disorderly Conduct	0	0.0
DUI	0	0.0
Drunkenness	0	0.0
Family-Non Violent	0	0.0
Liquor Law Violations	0	0.0
Peeping Tom	0	0.0
Trespass	0	0.0
All Other Offenses	0	0.0

2023 Fall Term Campus Population	
Undergraduate Enrollment	2,083
Graduate Enrollment	0
Staff Personnel	115
Faculty Personnel	75
Security Personnel	11
<b>Total Campus Population</b>	<b>2,284</b>





**Columbia State Community College - 2023**

<b>GROUP A OFFENSES</b>	Offense	Rate per 1,000	Cleared	% Cleared
<b>Homicide Offenses (Total)</b>	<b>0</b>	<b>0.0</b>	<b>0</b>	<b>0.0</b>
Murder	0	0.0	0	0.0
Negligent Manslaughter	0	0.0	0	0.0
Negligent Vehicular Manslaughter	0	0.0	0	0.0
<b>Kidnapping/Abduction</b>	<b>0</b>	<b>0.0</b>	<b>0</b>	<b>0.0</b>
<b>Sex Offenses (Forcible) (Total)</b>	<b>1</b>	<b>0.2</b>	<b>0</b>	<b>0.0</b>
Forcible Rape	0	0.0	0	0.0
Forcible Sodomy	0	0.0	0	0.0
Sexual Assault W/Object	0	0.0	0	0.0
Forcible Fondling	1	0.2	0	0.0
<b>Robbery</b>	<b>0</b>	<b>0.0</b>	<b>0</b>	<b>0.0</b>
<b>Assault Offenses (Total)</b>	<b>1</b>	<b>0.2</b>	<b>0</b>	<b>0.0</b>
Aggravated Assault	0	0.0	0	0.0
Simple Assault	0	0.0	0	0.0
Intimidation	0	0.0	0	0.0
Stalking	1	0.2	0	0.0
<b>Arson</b>	<b>0</b>	<b>0.0</b>	<b>0</b>	<b>0.0</b>
<b>Extortion/Blackmail</b>	<b>0</b>	<b>0.0</b>	<b>0</b>	<b>0.0</b>
<b>Burglary</b>	<b>0</b>	<b>0.0</b>	<b>0</b>	<b>0.0</b>
<b>Larceny/Theft Offenses (Total)</b>	<b>3</b>	<b>0.7</b>	<b>0</b>	<b>0.0</b>
Theft - Pocket-picking	0	0.0	0	0.0
Theft - Purse Snatching	0	0.0	0	0.0
Theft - Shoplifting	0	0.0	0	0.0
Theft From Building	1	0.2	0	0.0
Theft From Coin Machine	0	0.0	0	0.0
Theft From Motor Vehicle	1	0.2	0	0.0
Theft of Motor Vehicle Parts	0	0.0	0	0.0
Theft - All Other Larceny	1	0.2	0	0.0
<b>Motor Vehicle Theft</b>	<b>0</b>	<b>0.0</b>	<b>0</b>	<b>0.0</b>
<b>Counterfeiting/Forgery</b>	<b>0</b>	<b>0.0</b>	<b>0</b>	<b>0.0</b>
<b>Fraud Offenses (Total)</b>	<b>0</b>	<b>0.0</b>	<b>0</b>	<b>0.0</b>
Fraud - Computer Hacking/Invasion	0	0.0	0	0.0
Fraud - Credit Card/ATM	0	0.0	0	0.0
Fraud - False Pretenses	0	0.0	0	0.0
Fraud - Identity Theft	0	0.0	0	0.0
Fraud - Impersonation	0	0.0	0	0.0
Fraud - Welfare	0	0.0	0	0.0
Fraud - Wire	0	0.0	0	0.0
<b>Embezzlement</b>	<b>0</b>	<b>0.0</b>	<b>0</b>	<b>0.0</b>
<b>Stolen Property Offenses</b>	<b>0</b>	<b>0.0</b>	<b>0</b>	<b>0.0</b>
<b>Destruction/Damage/Vandalism</b>	<b>4</b>	<b>0.9</b>	<b>1</b>	<b>25.0</b>
<b>Drug/Narcotic Violations (Total)</b>	<b>0</b>	<b>0.0</b>	<b>0</b>	<b>0.0</b>
Drug/Narcotic Violations	0	0.0	0	0.0
Drug/Narcotic Equipment Violations	0	0.0	0	0.0

<b>GROUP A OFFENSES</b>	Offense	Rate per 1,000	Cleared	% Cleared
<b>Sex Offenses (Nonforcible) (Total)</b>	<b>0</b>	<b>0.0</b>	<b>0</b>	<b>0.0</b>
Incest	0	0.0	0	0.0
Statutory Rape	0	0.0	0	0.0
<b>Pornography/Obscene Material</b>	<b>0</b>	<b>0.0</b>	<b>0</b>	<b>0.0</b>
<b>Gambling Offenses (Total)</b>	<b>0</b>	<b>0.0</b>	<b>0</b>	<b>0.0</b>
Gambling - Betting/Wagering	0	0.0	0	0.0
Gambling - Operating/Promoting	0	0.0	0	0.0
Gambling - Equipment Violations	0	0.0	0	0.0
Gambling - Sports Tampering	0	0.0	0	0.0
<b>Prostitution Offenses (Total)</b>	<b>0</b>	<b>0.0</b>	<b>0</b>	<b>0.0</b>
Prostitution	0	0.0	0	0.0
Prostitution Assisting/Promoting	0	0.0	0	0.0
Purchasing Prostitution	0	0.0	0	0.0
<b>Human Trafficking Offenses (Total)</b>	<b>0</b>	<b>0.0</b>	<b>0</b>	<b>0.0</b>
Commercial Sex Acts	0	0.0	0	0.0
Involuntary Servitude	0	0.0	0	0.0
<b>Bribery</b>	<b>0</b>	<b>0.0</b>	<b>0</b>	<b>0.0</b>
<b>Weapon Law Violations</b>	<b>0</b>	<b>0.0</b>	<b>0</b>	<b>0.0</b>
<b>Animal Cruelty</b>	<b>0</b>	<b>0.0</b>	<b>0</b>	<b>0.0</b>

<b>GROUP B OFFENSES</b>	Offenses	Rate per 1,000
Bad Checks	0	0.0
Curfew/Vagrancy	0	0.0
Disorderly Conduct	0	0.0
DUI	0	0.0
Drunkenness	0	0.0
Family-Non Violent	0	0.0
Liquor Law Violations	0	0.0
Peeping Tom	0	0.0
Trespass	0	0.0
All Other Offenses	0	0.0

<b>2023 Fall Term Campus Population</b>	
Undergraduate Enrollment	4,102
Graduate Enrollment	0
Staff Personnel	173
Faculty Personnel	331
Security Personnel	8
<b>Total Campus Population</b>	<b>4,614</b>



**Cumberland University - 2023**

<b>GROUP A OFFENSES</b>	Offense	Rate per 1,000	Cleared	% Cleared
<b>Homicide Offenses (Total)</b>	<b>0</b>	<b>0.0</b>	<b>0</b>	<b>0.0</b>
Murder	0	0.0	0	0.0
Negligent Manslaughter	0	0.0	0	0.0
Negligent Vehicular Manslaughter	0	0.0	0	0.0
<b>Kidnapping/Abduction</b>	<b>0</b>	<b>0.0</b>	<b>0</b>	<b>0.0</b>
<b>Sex Offenses (Forcible) (Total)</b>	<b>0</b>	<b>0.0</b>	<b>0</b>	<b>0.0</b>
Forcible Rape	0	0.0	0	0.0
Forcible Sodomy	0	0.0	0	0.0
Sexual Assault W/Object	0	0.0	0	0.0
Forcible Fondling	0	0.0	0	0.0
<b>Robbery</b>	<b>0</b>	<b>0.0</b>	<b>0</b>	<b>0.0</b>
<b>Assault Offenses (Total)</b>	<b>0</b>	<b>0.0</b>	<b>0</b>	<b>0.0</b>
Aggravated Assault	0	0.0	0	0.0
Simple Assault	0	0.0	0	0.0
Intimidation	0	0.0	0	0.0
Stalking	0	0.0	0	0.0
<b>Arson</b>	<b>0</b>	<b>0.0</b>	<b>0</b>	<b>0.0</b>
<b>Extortion/Blackmail</b>	<b>0</b>	<b>0.0</b>	<b>0</b>	<b>0.0</b>
<b>Burglary</b>	<b>0</b>	<b>0.0</b>	<b>0</b>	<b>0.0</b>
<b>Larceny/Theft Offenses (Total)</b>	<b>0</b>	<b>0.0</b>	<b>0</b>	<b>0.0</b>
Theft - Pocket-picking	0	0.0	0	0.0
Theft - Purse Snatching	0	0.0	0	0.0
Theft - Shoplifting	0	0.0	0	0.0
Theft From Building	0	0.0	0	0.0
Theft From Coin Machine	0	0.0	0	0.0
Theft From Motor Vehicle	0	0.0	0	0.0
Theft of Motor Vehicle Parts	0	0.0	0	0.0
Theft - All Other Larceny	0	0.0	0	0.0
<b>Motor Vehicle Theft</b>	<b>0</b>	<b>0.0</b>	<b>0</b>	<b>0.0</b>
<b>Counterfeiting/Forgery</b>	<b>0</b>	<b>0.0</b>	<b>0</b>	<b>0.0</b>
<b>Fraud Offenses (Total)</b>	<b>0</b>	<b>0.0</b>	<b>0</b>	<b>0.0</b>
Fraud - Computer Hacking/Invasion	0	0.0	0	0.0
Fraud - Credit Card/ATM	0	0.0	0	0.0
Fraud - False Pretenses	0	0.0	0	0.0
Fraud - Identity Theft	0	0.0	0	0.0
Fraud - Impersonation	0	0.0	0	0.0
Fraud - Welfare	0	0.0	0	0.0
Fraud - Wire	0	0.0	0	0.0
<b>Embezzlement</b>	<b>0</b>	<b>0.0</b>	<b>0</b>	<b>0.0</b>
<b>Stolen Property Offenses</b>	<b>0</b>	<b>0.0</b>	<b>0</b>	<b>0.0</b>
<b>Destruction/Damage/Vandalism</b>	<b>0</b>	<b>0.0</b>	<b>0</b>	<b>0.0</b>
<b>Drug/Narcotic Violations (Total)</b>	<b>0</b>	<b>0.0</b>	<b>0</b>	<b>0.0</b>
Drug/Narcotic Violations	0	0.0	0	0.0
Drug/Narcotic Equipment Violations	0	0.0	0	0.0

<b>GROUP A OFFENSES</b>	Offense	Rate per 1,000	Cleared	% Cleared
<b>Sex Offenses (Nonforcible) (Total)</b>	<b>0</b>	<b>0.0</b>	<b>0</b>	<b>0.0</b>
Incest	0	0.0	0	0.0
Statutory Rape	0	0.0	0	0.0
<b>Pornography/Obscene Material</b>	<b>0</b>	<b>0.0</b>	<b>0</b>	<b>0.0</b>
<b>Gambling Offenses (Total)</b>	<b>0</b>	<b>0.0</b>	<b>0</b>	<b>0.0</b>
Gambling - Betting/Wagering	0	0.0	0	0.0
Gambling - Operating/Promoting	0	0.0	0	0.0
Gambling - Equipment Violations	0	0.0	0	0.0
Gambling - Sports Tampering	0	0.0	0	0.0
<b>Prostitution Offenses (Total)</b>	<b>0</b>	<b>0.0</b>	<b>0</b>	<b>0.0</b>
Prostitution	0	0.0	0	0.0
Prostitution Assisting/Promoting	0	0.0	0	0.0
Purchasing Prostitution	0	0.0	0	0.0
<b>Human Trafficking Offenses (Total)</b>	<b>0</b>	<b>0.0</b>	<b>0</b>	<b>0.0</b>
Commercial Sex Acts	0	0.0	0	0.0
Involuntary Servitude	0	0.0	0	0.0
<b>Bribery</b>	<b>0</b>	<b>0.0</b>	<b>0</b>	<b>0.0</b>
<b>Weapon Law Violations</b>	<b>0</b>	<b>0.0</b>	<b>0</b>	<b>0.0</b>
<b>Animal Cruelty</b>	<b>0</b>	<b>0.0</b>	<b>0</b>	<b>0.0</b>

<b>GROUP B OFFENSES</b>	Offenses	Rate per 1,000
Bad Checks	0	0.0
Curfew/Vagrancy	0	0.0
Disorderly Conduct	0	0.0
DUI	0	0.0
Drunkenness	0	0.0
Family-Non Violent	0	0.0
Liquor Law Violations	0	0.0
Peeping Tom	0	0.0
Trespass	0	0.0
All Other Offenses	0	0.0

<b>2023 Fall Term Campus Population</b>	
Undergraduate Enrollment	2,213
Graduate Enrollment	193
Staff Personnel	125
Faculty Personnel	95
Security Personnel	11
<b>Total Campus Population</b>	<b>2,637</b>



## Dyersburg State Community College - 2023

GROUP A OFFENSES	Offense	Rate per 1,000	Cleared	% Cleared
<b>Homicide Offenses (Total)</b>	<b>0</b>	<b>0.0</b>	<b>0</b>	<b>0.0</b>
Murder	0	0.0	0	0.0
Negligent Manslaughter	0	0.0	0	0.0
Negligent Vehicular Manslaughter	0	0.0	0	0.0
<b>Kidnapping/Abduction</b>	<b>0</b>	<b>0.0</b>	<b>0</b>	<b>0.0</b>
<b>Sex Offenses (Forcible) (Total)</b>	<b>0</b>	<b>0.0</b>	<b>0</b>	<b>0.0</b>
Forcible Rape	0	0.0	0	0.0
Forcible Sodomy	0	0.0	0	0.0
Sexual Assault W/Object	0	0.0	0	0.0
Forcible Fondling	0	0.0	0	0.0
<b>Robbery</b>	<b>0</b>	<b>0.0</b>	<b>0</b>	<b>0.0</b>
<b>Assault Offenses (Total)</b>	<b>0</b>	<b>0.0</b>	<b>0</b>	<b>0.0</b>
Aggravated Assault	0	0.0	0	0.0
Simple Assault	0	0.0	0	0.0
Intimidation	0	0.0	0	0.0
Stalking	0	0.0	0	0.0
<b>Arson</b>	<b>0</b>	<b>0.0</b>	<b>0</b>	<b>0.0</b>
<b>Extortion/Blackmail</b>	<b>0</b>	<b>0.0</b>	<b>0</b>	<b>0.0</b>
<b>Burglary</b>	<b>0</b>	<b>0.0</b>	<b>0</b>	<b>0.0</b>
<b>Larceny/Theft Offenses (Total)</b>	<b>0</b>	<b>0.0</b>	<b>0</b>	<b>0.0</b>
Theft - Pocket-picking	0	0.0	0	0.0
Theft - Purse Snatching	0	0.0	0	0.0
Theft - Shoplifting	0	0.0	0	0.0
Theft From Building	0	0.0	0	0.0
Theft From Coin Machine	0	0.0	0	0.0
Theft From Motor Vehicle	0	0.0	0	0.0
Theft of Motor Vehicle Parts	0	0.0	0	0.0
Theft - All Other Larceny	0	0.0	0	0.0
<b>Motor Vehicle Theft</b>	<b>0</b>	<b>0.0</b>	<b>0</b>	<b>0.0</b>
<b>Counterfeiting/Forgery</b>	<b>0</b>	<b>0.0</b>	<b>0</b>	<b>0.0</b>
<b>Fraud Offenses (Total)</b>	<b>0</b>	<b>0.0</b>	<b>0</b>	<b>0.0</b>
Fraud - Computer Hacking/Invasion	0	0.0	0	0.0
Fraud - Credit Card/ATM	0	0.0	0	0.0
Fraud - False Pretenses	0	0.0	0	0.0
Fraud - Identity Theft	0	0.0	0	0.0
Fraud - Impersonation	0	0.0	0	0.0
Fraud - Welfare	0	0.0	0	0.0
Fraud - Wire	0	0.0	0	0.0
<b>Embezzlement</b>	<b>0</b>	<b>0.0</b>	<b>0</b>	<b>0.0</b>
<b>Stolen Property Offenses</b>	<b>0</b>	<b>0.0</b>	<b>0</b>	<b>0.0</b>
<b>Destruction/Damage/Vandalism</b>	<b>0</b>	<b>0.0</b>	<b>0</b>	<b>0.0</b>
<b>Drug/Narcotic Violations (Total)</b>	<b>0</b>	<b>0.0</b>	<b>0</b>	<b>0.0</b>
Drug/Narcotic Violations	0	0.0	0	0.0
Drug/Narcotic Equipment Violations	0	0.0	0	0.0

GROUP A OFFENSES	Offense	Rate per 1,000	Cleared	% Cleared
<b>Sex Offenses (Nonforcible) (Total)</b>	<b>0</b>	<b>0.0</b>	<b>0</b>	<b>0.0</b>
Incest	0	0.0	0	0.0
Statutory Rape	0	0.0	0	0.0
<b>Pornography/Obscene Material</b>	<b>0</b>	<b>0.0</b>	<b>0</b>	<b>0.0</b>
<b>Gambling Offenses (Total)</b>	<b>0</b>	<b>0.0</b>	<b>0</b>	<b>0.0</b>
Gambling - Betting/Wagering	0	0.0	0	0.0
Gambling - Operating/Promoting	0	0.0	0	0.0
Gambling - Equipment Violations	0	0.0	0	0.0
Gambling - Sports Tampering	0	0.0	0	0.0
<b>Prostitution Offenses (Total)</b>	<b>0</b>	<b>0.0</b>	<b>0</b>	<b>0.0</b>
Prostitution	0	0.0	0	0.0
Prostitution Assisting/Promoting	0	0.0	0	0.0
Purchasing Prostitution	0	0.0	0	0.0
<b>Human Trafficking Offenses (Total)</b>	<b>0</b>	<b>0.0</b>	<b>0</b>	<b>0.0</b>
Commercial Sex Acts	0	0.0	0	0.0
Involuntary Servitude	0	0.0	0	0.0
<b>Bribery</b>	<b>0</b>	<b>0.0</b>	<b>0</b>	<b>0.0</b>
<b>Weapon Law Violations</b>	<b>0</b>	<b>0.0</b>	<b>0</b>	<b>0.0</b>
<b>Animal Cruelty</b>	<b>0</b>	<b>0.0</b>	<b>0</b>	<b>0.0</b>

GROUP B OFFENSES	Offenses	Rate per 1,000
Bad Checks	0	0.0
Curfew/Vagrancy	0	0.0
Disorderly Conduct	0	0.0
DUI	0	0.0
Drunkenness	0	0.0
Family-Non Violent	0	0.0
Liquor Law Violations	0	0.0
Peeping Tom	0	0.0
Trespass	0	0.0
All Other Offenses	0	0.0

2023 Fall Term Campus Population	
Undergraduate Enrollment	1,861
Graduate Enrollment	0
Staff Personnel	152
Faculty Personnel	74
Security Personnel	9
<b>Total Campus Population</b>	<b>2,096</b>



## East Tennessee State University - 2023

GROUP A OFFENSES	Offense	Rate per 1,000	Cleared	% Cleared
<b>Homicide Offenses (Total)</b>	<b>0</b>	<b>0.0</b>	<b>0</b>	<b>0.0</b>
Murder	0	0.0	0	0.0
Negligent Manslaughter	0	0.0	0	0.0
Negligent Vehicular Manslaughter	0	0.0	0	0.0
<b>Kidnapping/Abduction</b>	<b>0</b>	<b>0.0</b>	<b>0</b>	<b>0.0</b>
<b>Sex Offenses (Forcible) (Total)</b>	<b>1</b>	<b>0.1</b>	<b>0</b>	<b>0.0</b>
Forcible Rape	0	0.0	0	0.0
Forcible Sodomy	1	0.1	0	0.0
Sexual Assault W/Object	0	0.0	0	0.0
Forcible Fondling	0	0.0	0	0.0
<b>Robbery</b>	<b>0</b>	<b>0.0</b>	<b>0</b>	<b>0.0</b>
<b>Assault Offenses (Total)</b>	<b>29</b>	<b>1.9</b>	<b>18</b>	<b>62.1</b>
Aggravated Assault	5	0.3	5	100.0
Simple Assault	14	0.9	7	50.0
Intimidation	10	0.7	6	60.0
Stalking	0	0.0	0	0.0
<b>Arson</b>	<b>0</b>	<b>0.0</b>	<b>0</b>	<b>0.0</b>
<b>Extortion/Blackmail</b>	<b>1</b>	<b>0.1</b>	<b>0</b>	<b>0.0</b>
<b>Burglary</b>	<b>7</b>	<b>0.5</b>	<b>2</b>	<b>28.6</b>
<b>Larceny/Theft Offenses (Total)</b>	<b>56</b>	<b>3.7</b>	<b>8</b>	<b>14.3</b>
Theft - Pocket-picking	0	0.0	0	0.0
Theft - Purse Snatching	0	0.0	0	0.0
Theft - Shoplifting	0	0.0	0	0.0
Theft From Building	30	2.0	5	16.7
Theft From Coin Machine	0	0.0	0	0.0
Theft From Motor Vehicle	1	0.1	1	100.0
Theft of Motor Vehicle Parts	5	0.3	0	0.0
Theft - All Other Larceny	20	1.3	2	10.0
<b>Motor Vehicle Theft</b>	<b>1</b>	<b>0.1</b>	<b>0</b>	<b>0.0</b>
<b>Counterfeiting/Forgery</b>	<b>1</b>	<b>0.1</b>	<b>1</b>	<b>100.0</b>
<b>Fraud Offenses (Total)</b>	<b>8</b>	<b>0.5</b>	<b>3</b>	<b>37.5</b>
Fraud - Computer Hacking/Invasion	0	0.0	0	0.0
Fraud - Credit Card/ATM	0	0.0	0	0.0
Fraud - False Pretenses	4	0.3	0	0.0
Fraud - Identity Theft	0	0.0	0	0.0
Fraud - Impersonation	3	0.2	3	100.0
Fraud - Welfare	0	0.0	0	0.0
Fraud - Wire	1	0.1	0	0.0
<b>Embezzlement</b>	<b>0</b>	<b>0.0</b>	<b>0</b>	<b>0.0</b>
<b>Stolen Property Offenses</b>	<b>0</b>	<b>0.0</b>	<b>0</b>	<b>0.0</b>
<b>Destruction/Damage/Vandalism</b>	<b>28</b>	<b>1.9</b>	<b>6</b>	<b>21.4</b>
<b>Drug/Narcotic Violations (Total)</b>	<b>16</b>	<b>1.1</b>	<b>13</b>	<b>81.3</b>
Drug/Narcotic Violations	11	0.7	9	81.8
Drug/Narcotic Equipment Violations	5	0.3	4	80.0

GROUP A OFFENSES	Offense	Rate per 1,000	Cleared	% Cleared
<b>Sex Offenses (Nonforcible) (Total)</b>	<b>0</b>	<b>0.0</b>	<b>0</b>	<b>0.0</b>
Incest	0	0.0	0	0.0
Statutory Rape	0	0.0	0	0.0
<b>Pornography/Obscene Material</b>	<b>0</b>	<b>0.0</b>	<b>0</b>	<b>0.0</b>
<b>Gambling Offenses (Total)</b>	<b>0</b>	<b>0.0</b>	<b>0</b>	<b>0.0</b>
Gambling - Betting/Wagering	0	0.0	0	0.0
Gambling - Operating/Promoting	0	0.0	0	0.0
Gambling - Equipment Violations	0	0.0	0	0.0
Gambling - Sports Tampering	0	0.0	0	0.0
<b>Prostitution Offenses (Total)</b>	<b>1</b>	<b>0.1</b>	<b>0</b>	<b>0.0</b>
Prostitution	0	0.0	0	0.0
Prostitution Assisting/Promoting	0	0.0	0	0.0
Purchasing Prostitution	1	0.1	0	0.0
<b>Human Trafficking Offenses (Total)</b>	<b>0</b>	<b>0.0</b>	<b>0</b>	<b>0.0</b>
Commercial Sex Acts	0	0.0	0	0.0
Involuntary Servitude	0	0.0	0	0.0
<b>Bribery</b>	<b>0</b>	<b>0.0</b>	<b>0</b>	<b>0.0</b>
<b>Weapon Law Violations</b>	<b>4</b>	<b>0.3</b>	<b>3</b>	<b>75.0</b>
<b>Animal Cruelty</b>	<b>0</b>	<b>0.0</b>	<b>0</b>	<b>0.0</b>

GROUP B OFFENSES	Offenses	Rate per 1,000
Bad Checks	0	0.0
Curfew/Vagrancy	0	0.0
Disorderly Conduct	0	0.0
DUI	6	0.4
Drunkenness	1	0.1
Family-Non Violent	0	0.0
Liquor Law Violations	6	0.4
Peeping Tom	0	0.0
Trespass	2	0.1
All Other Offenses	0	0.0

2023 Fall Term Campus Population	
Undergraduate Enrollment	9,961
Graduate Enrollment	2,553
Staff Personnel	1,478
Faculty Personnel	982
Security Personnel	30
<b>Total Campus Population</b>	<b>15,004</b>



## Fisk University - 2023

GROUP A OFFENSES	Offense	Rate per 1,000	Cleared	% Cleared
<b>Homicide Offenses (Total)</b>	<b>0</b>	<b>0.0</b>	<b>0</b>	<b>0.0</b>
Murder	0	0.0	0	0.0
Negligent Manslaughter	0	0.0	0	0.0
Negligent Vehicular Manslaughter	0	0.0	0	0.0
<b>Kidnapping/Abduction</b>	<b>0</b>	<b>0.0</b>	<b>0</b>	<b>0.0</b>
<b>Sex Offenses (Forcible) (Total)</b>	<b>0</b>	<b>0.0</b>	<b>0</b>	<b>0.0</b>
Forcible Rape	0	0.0	0	0.0
Forcible Sodomy	0	0.0	0	0.0
Sexual Assault W/Object	0	0.0	0	0.0
Forcible Fondling	0	0.0	0	0.0
<b>Robbery</b>	<b>0</b>	<b>0.0</b>	<b>0</b>	<b>0.0</b>
<b>Assault Offenses (Total)</b>	<b>9</b>	<b>6.8</b>	<b>1</b>	<b>11.1</b>
Aggravated Assault	0	0.0	0	0.0
Simple Assault	8	6.1	1	12.5
Intimidation	1	0.8	0	0.0
Stalking	0	0.0	0	0.0
<b>Arson</b>	<b>0</b>	<b>0.0</b>	<b>0</b>	<b>0.0</b>
<b>Extortion/Blackmail</b>	<b>0</b>	<b>0.0</b>	<b>0</b>	<b>0.0</b>
<b>Burglary</b>	<b>2</b>	<b>1.5</b>	<b>0</b>	<b>0.0</b>
<b>Larceny/Theft Offenses (Total)</b>	<b>5</b>	<b>3.8</b>	<b>0</b>	<b>0.0</b>
Theft - Pocket-picking	0	0.0	0	0.0
Theft - Purse Snatching	0	0.0	0	0.0
Theft - Shoplifting	0	0.0	0	0.0
Theft From Building	1	0.8	0	0.0
Theft From Coin Machine	1	0.8	0	0.0
Theft From Motor Vehicle	2	1.5	0	0.0
Theft of Motor Vehicle Parts	1	0.8	0	0.0
Theft - All Other Larceny	0	0.0	0	0.0
<b>Motor Vehicle Theft</b>	<b>2</b>	<b>1.5</b>	<b>0</b>	<b>0.0</b>
<b>Counterfeiting/Forgery</b>	<b>0</b>	<b>0.0</b>	<b>0</b>	<b>0.0</b>
<b>Fraud Offenses (Total)</b>	<b>1</b>	<b>0.8</b>	<b>0</b>	<b>0.0</b>
Fraud - Computer Hacking/Invasion	0	0.0	0	0.0
Fraud - Credit Card/ATM	1	0.8	0	0.0
Fraud - False Pretenses	0	0.0	0	0.0
Fraud - Identity Theft	0	0.0	0	0.0
Fraud - Impersonation	0	0.0	0	0.0
Fraud - Welfare	0	0.0	0	0.0
Fraud - Wire	0	0.0	0	0.0
<b>Embezzlement</b>	<b>0</b>	<b>0.0</b>	<b>0</b>	<b>0.0</b>
<b>Stolen Property Offenses</b>	<b>0</b>	<b>0.0</b>	<b>0</b>	<b>0.0</b>
<b>Destruction/Damage/Vandalism</b>	<b>3</b>	<b>2.3</b>	<b>0</b>	<b>0.0</b>
<b>Drug/Narcotic Violations (Total)</b>	<b>22</b>	<b>16.7</b>	<b>0</b>	<b>0.0</b>
Drug/Narcotic Violations	18	13.6	0	0.0
Drug/Narcotic Equipment Violations	4	3.0	0	0.0

GROUP A OFFENSES	Offense	Rate per 1,000	Cleared	% Cleared
<b>Sex Offenses (Nonforcible) (Total)</b>	<b>0</b>	<b>0.0</b>	<b>0</b>	<b>0.0</b>
Incest	0	0.0	0	0.0
Statutory Rape	0	0.0	0	0.0
<b>Pornography/Obscene Material</b>	<b>0</b>	<b>0.0</b>	<b>0</b>	<b>0.0</b>
<b>Gambling Offenses (Total)</b>	<b>0</b>	<b>0.0</b>	<b>0</b>	<b>0.0</b>
Gambling - Betting/Wagering	0	0.0	0	0.0
Gambling - Operating/Promoting	0	0.0	0	0.0
Gambling - Equipment Violations	0	0.0	0	0.0
Gambling - Sports Tampering	0	0.0	0	0.0
<b>Prostitution Offenses (Total)</b>	<b>0</b>	<b>0.0</b>	<b>0</b>	<b>0.0</b>
Prostitution	0	0.0	0	0.0
Prostitution Assisting/Promoting	0	0.0	0	0.0
Purchasing Prostitution	0	0.0	0	0.0
<b>Human Trafficking Offenses (Total)</b>	<b>0</b>	<b>0.0</b>	<b>0</b>	<b>0.0</b>
Commercial Sex Acts	0	0.0	0	0.0
Involuntary Servitude	0	0.0	0	0.0
<b>Bribery</b>	<b>0</b>	<b>0.0</b>	<b>0</b>	<b>0.0</b>
<b>Weapon Law Violations</b>	<b>0</b>	<b>0.0</b>	<b>0</b>	<b>0.0</b>
<b>Animal Cruelty</b>	<b>0</b>	<b>0.0</b>	<b>0</b>	<b>0.0</b>

GROUP B OFFENSES	Offenses	Rate per 1,000
Bad Checks	0	0.0
Curfew/Vagrancy	0	0.0
Disorderly Conduct	0	0.0
DUI	0	0.0
Drunkenness	1	0.8
Family-Non Violent	0	0.0
Liquor Law Violations	4	3.0
Peeping Tom	0	0.0
Trespass	2	1.5
All Other Offenses	0	0.0

2023 Fall Term Campus Population	
Undergraduate Enrollment	1,043
Graduate Enrollment	56
Staff Personnel	66
Faculty Personnel	139
Security Personnel	15
<b>Total Campus Population</b>	<b>1,319</b>



Freed-Hardeman University - 2023

GROUP A OFFENSES	Offense	Rate per 1,000	Cleared	% Cleared
<b>Homicide Offenses (Total)</b>	<b>0</b>	<b>0.0</b>	<b>0</b>	<b>0.0</b>
Murder	0	0.0	0	0.0
Negligent Manslaughter	0	0.0	0	0.0
Negligent Vehicular Manslaughter	0	0.0	0	0.0
<b>Kidnapping/Abduction</b>	<b>0</b>	<b>0.0</b>	<b>0</b>	<b>0.0</b>
<b>Sex Offenses (Forcible) (Total)</b>	<b>0</b>	<b>0.0</b>	<b>0</b>	<b>0.0</b>
Forcible Rape	0	0.0	0	0.0
Forcible Sodomy	0	0.0	0	0.0
Sexual Assault W/Object	0	0.0	0	0.0
Forcible Fondling	0	0.0	0	0.0
<b>Robbery</b>	<b>0</b>	<b>0.0</b>	<b>0</b>	<b>0.0</b>
<b>Assault Offenses (Total)</b>	<b>0</b>	<b>0.0</b>	<b>0</b>	<b>0.0</b>
Aggravated Assault	0	0.0	0	0.0
Simple Assault	0	0.0	0	0.0
Intimidation	0	0.0	0	0.0
Stalking	0	0.0	0	0.0
<b>Arson</b>	<b>0</b>	<b>0.0</b>	<b>0</b>	<b>0.0</b>
<b>Extortion/Blackmail</b>	<b>0</b>	<b>0.0</b>	<b>0</b>	<b>0.0</b>
<b>Burglary</b>	<b>1</b>	<b>0.5</b>	<b>0</b>	<b>0.0</b>
<b>Larceny/Theft Offenses (Total)</b>	<b>2</b>	<b>0.9</b>	<b>0</b>	<b>0.0</b>
Theft - Pocket-picking	0	0.0	0	0.0
Theft - Purse Snatching	0	0.0	0	0.0
Theft - Shoplifting	0	0.0	0	0.0
Theft From Building	1	0.5	0	0.0
Theft From Coin Machine	0	0.0	0	0.0
Theft From Motor Vehicle	0	0.0	0	0.0
Theft of Motor Vehicle Parts	1	0.5	0	0.0
Theft - All Other Larceny	0	0.0	0	0.0
<b>Motor Vehicle Theft</b>	<b>1</b>	<b>0.5</b>	<b>0</b>	<b>0.0</b>
<b>Counterfeiting/Forgery</b>	<b>0</b>	<b>0.0</b>	<b>0</b>	<b>0.0</b>
<b>Fraud Offenses (Total)</b>	<b>0</b>	<b>0.0</b>	<b>0</b>	<b>0.0</b>
Fraud - Computer Hacking/Invasion	0	0.0	0	0.0
Fraud - Credit Card/ATM	0	0.0	0	0.0
Fraud - False Pretenses	0	0.0	0	0.0
Fraud - Identity Theft	0	0.0	0	0.0
Fraud - Impersonation	0	0.0	0	0.0
Fraud - Welfare	0	0.0	0	0.0
Fraud - Wire	0	0.0	0	0.0
<b>Embezzlement</b>	<b>0</b>	<b>0.0</b>	<b>0</b>	<b>0.0</b>
<b>Stolen Property Offenses</b>	<b>0</b>	<b>0.0</b>	<b>0</b>	<b>0.0</b>
<b>Destruction/Damage/Vandalism</b>	<b>1</b>	<b>0.5</b>	<b>0</b>	<b>0.0</b>
<b>Drug/Narcotic Violations (Total)</b>	<b>0</b>	<b>0.0</b>	<b>0</b>	<b>0.0</b>
Drug/Narcotic Violations	0	0.0	0	0.0
Drug/Narcotic Equipment Violations	0	0.0	0	0.0

GROUP A OFFENSES	Offense	Rate per 1,000	Cleared	% Cleared
<b>Sex Offenses (Nonforcible) (Total)</b>	<b>0</b>	<b>0.0</b>	<b>0</b>	<b>0.0</b>
Incest	0	0.0	0	0.0
Statutory Rape	0	0.0	0	0.0
<b>Pornography/Obscene Material</b>	<b>0</b>	<b>0.0</b>	<b>0</b>	<b>0.0</b>
<b>Gambling Offenses (Total)</b>	<b>0</b>	<b>0.0</b>	<b>0</b>	<b>0.0</b>
Gambling - Betting/Wagering	0	0.0	0	0.0
Gambling - Operating/Promoting	0	0.0	0	0.0
Gambling - Equipment Violations	0	0.0	0	0.0
Gambling - Sports Tampering	0	0.0	0	0.0
<b>Prostitution Offenses (Total)</b>	<b>0</b>	<b>0.0</b>	<b>0</b>	<b>0.0</b>
Prostitution	0	0.0	0	0.0
Prostitution Assisting/Promoting	0	0.0	0	0.0
Purchasing Prostitution	0	0.0	0	0.0
<b>Human Trafficking Offenses (Total)</b>	<b>0</b>	<b>0.0</b>	<b>0</b>	<b>0.0</b>
Commercial Sex Acts	0	0.0	0	0.0
Involuntary Servitude	0	0.0	0	0.0
<b>Bribery</b>	<b>0</b>	<b>0.0</b>	<b>0</b>	<b>0.0</b>
<b>Weapon Law Violations</b>	<b>0</b>	<b>0.0</b>	<b>0</b>	<b>0.0</b>
<b>Animal Cruelty</b>	<b>0</b>	<b>0.0</b>	<b>0</b>	<b>0.0</b>

GROUP B OFFENSES	Offenses	Rate per 1,000
Bad Checks	0	0.0
Curfew/Vagrancy	0	0.0
Disorderly Conduct	0	0.0
DUI	2	0.9
Drunkenness	0	0.0
Family-Non Violent	0	0.0
Liquor Law Violations	0	0.0
Peeping Tom	0	0.0
Trespass	0	0.0
All Other Offenses	0	0.0

2023 Fall Term Campus Population	
Undergraduate Enrollment	1,558
Graduate Enrollment	310
Staff Personnel	225
Faculty Personnel	116
Security Personnel	8
Total Campus Population	2,217



## Harding School of Theology - 2023

GROUP A OFFENSES	Offense	Rate per 1,000	Cleared	% Cleared
<b>Homicide Offenses (Total)</b>	<b>0</b>	<b>0.0</b>	<b>0</b>	<b>0.0</b>
Murder	0	0.0	0	0.0
Negligent Manslaughter	0	0.0	0	0.0
Negligent Vehicular Manslaughter	0	0.0	0	0.0
<b>Kidnapping/Abduction</b>	<b>0</b>	<b>0.0</b>	<b>0</b>	<b>0.0</b>
<b>Sex Offenses (Forcible) (Total)</b>	<b>0</b>	<b>0.0</b>	<b>0</b>	<b>0.0</b>
Forcible Rape	0	0.0	0	0.0
Forcible Sodomy	0	0.0	0	0.0
Sexual Assault W/Object	0	0.0	0	0.0
Forcible Fondling	0	0.0	0	0.0
<b>Robbery</b>	<b>0</b>	<b>0.0</b>	<b>0</b>	<b>0.0</b>
<b>Assault Offenses (Total)</b>	<b>0</b>	<b>0.0</b>	<b>0</b>	<b>0.0</b>
Aggravated Assault	0	0.0	0	0.0
Simple Assault	0	0.0	0	0.0
Intimidation	0	0.0	0	0.0
Stalking	0	0.0	0	0.0
<b>Arson</b>	<b>0</b>	<b>0.0</b>	<b>0</b>	<b>0.0</b>
<b>Extortion/Blackmail</b>	<b>0</b>	<b>0.0</b>	<b>0</b>	<b>0.0</b>
<b>Burglary</b>	<b>0</b>	<b>0.0</b>	<b>0</b>	<b>0.0</b>
<b>Larceny/Theft Offenses (Total)</b>	<b>0</b>	<b>0.0</b>	<b>0</b>	<b>0.0</b>
Theft - Pocket-picking	0	0.0	0	0.0
Theft - Purse Snatching	0	0.0	0	0.0
Theft - Shoplifting	0	0.0	0	0.0
Theft From Building	0	0.0	0	0.0
Theft From Coin Machine	0	0.0	0	0.0
Theft From Motor Vehicle	0	0.0	0	0.0
Theft of Motor Vehicle Parts	0	0.0	0	0.0
Theft - All Other Larceny	0	0.0	0	0.0
<b>Motor Vehicle Theft</b>	<b>0</b>	<b>0.0</b>	<b>0</b>	<b>0.0</b>
<b>Counterfeiting/Forgery</b>	<b>0</b>	<b>0.0</b>	<b>0</b>	<b>0.0</b>
<b>Fraud Offenses (Total)</b>	<b>0</b>	<b>0.0</b>	<b>0</b>	<b>0.0</b>
Fraud - Computer Hacking/Invasion	0	0.0	0	0.0
Fraud - Credit Card/ATM	0	0.0	0	0.0
Fraud - False Pretenses	0	0.0	0	0.0
Fraud - Identity Theft	0	0.0	0	0.0
Fraud - Impersonation	0	0.0	0	0.0
Fraud - Welfare	0	0.0	0	0.0
Fraud - Wire	0	0.0	0	0.0
<b>Embezzlement</b>	<b>0</b>	<b>0.0</b>	<b>0</b>	<b>0.0</b>
<b>Stolen Property Offenses</b>	<b>0</b>	<b>0.0</b>	<b>0</b>	<b>0.0</b>
<b>Destruction/Damage/Vandalism</b>	<b>0</b>	<b>0.0</b>	<b>0</b>	<b>0.0</b>
<b>Drug/Narcotic Violations (Total)</b>	<b>0</b>	<b>0.0</b>	<b>0</b>	<b>0.0</b>
Drug/Narcotic Violations	0	0.0	0	0.0
Drug/Narcotic Equipment Violations	0	0.0	0	0.0

GROUP A OFFENSES	Offense	Rate per 1,000	Cleared	% Cleared
<b>Sex Offenses (Nonforcible) (Total)</b>	<b>0</b>	<b>0.0</b>	<b>0</b>	<b>0.0</b>
Incest	0	0.0	0	0.0
Statutory Rape	0	0.0	0	0.0
<b>Pornography/Obscene Material</b>	<b>0</b>	<b>0.0</b>	<b>0</b>	<b>0.0</b>
<b>Gambling Offenses (Total)</b>	<b>0</b>	<b>0.0</b>	<b>0</b>	<b>0.0</b>
Gambling - Betting/Wagering	0	0.0	0	0.0
Gambling - Operating/Promoting	0	0.0	0	0.0
Gambling - Equipment Violations	0	0.0	0	0.0
Gambling - Sports Tampering	0	0.0	0	0.0
<b>Prostitution Offenses (Total)</b>	<b>0</b>	<b>0.0</b>	<b>0</b>	<b>0.0</b>
Prostitution	0	0.0	0	0.0
Prostitution Assisting/Promoting	0	0.0	0	0.0
Purchasing Prostitution	0	0.0	0	0.0
<b>Human Trafficking Offenses (Total)</b>	<b>0</b>	<b>0.0</b>	<b>0</b>	<b>0.0</b>
Commercial Sex Acts	0	0.0	0	0.0
Involuntary Servitude	0	0.0	0	0.0
<b>Bribery</b>	<b>0</b>	<b>0.0</b>	<b>0</b>	<b>0.0</b>
<b>Weapon Law Violations</b>	<b>0</b>	<b>0.0</b>	<b>0</b>	<b>0.0</b>
<b>Animal Cruelty</b>	<b>0</b>	<b>0.0</b>	<b>0</b>	<b>0.0</b>

GROUP B OFFENSES	Offenses	Rate per 1,000
Bad Checks	0	0.0
Curfew/Vagrancy	0	0.0
Disorderly Conduct	0	0.0
DUI	0	0.0
Drunkenness	0	0.0
Family-Non Violent	0	0.0
Liquor Law Violations	0	0.0
Peeping Tom	0	0.0
Trespass	0	0.0
All Other Offenses	0	0.0

2023 Fall Term Campus Population	
Undergraduate Enrollment	0
Graduate Enrollment	79
Staff Personnel	7
Faculty Personnel	10
Security Personnel	0
<b>Total Campus Population</b>	<b>96</b>



## Jackson State Community College - 2023

GROUP A OFFENSES	Offense	Rate per 1,000	Cleared	% Cleared
<b>Homicide Offenses (Total)</b>	<b>0</b>	<b>0.0</b>	<b>0</b>	<b>0.0</b>
Murder	0	0.0	0	0.0
Negligent Manslaughter	0	0.0	0	0.0
Negligent Vehicular Manslaughter	0	0.0	0	0.0
<b>Kidnapping/Abduction</b>	<b>0</b>	<b>0.0</b>	<b>0</b>	<b>0.0</b>
<b>Sex Offenses (Forcible) (Total)</b>	<b>0</b>	<b>0.0</b>	<b>0</b>	<b>0.0</b>
Forcible Rape	0	0.0	0	0.0
Forcible Sodomy	0	0.0	0	0.0
Sexual Assault W/Object	0	0.0	0	0.0
Forcible Fondling	0	0.0	0	0.0
<b>Robbery</b>	<b>0</b>	<b>0.0</b>	<b>0</b>	<b>0.0</b>
<b>Assault Offenses (Total)</b>	<b>1</b>	<b>0.3</b>	<b>0</b>	<b>0.0</b>
Aggravated Assault	0	0.0	0	0.0
Simple Assault	1	0.3	0	0.0
Intimidation	0	0.0	0	0.0
Stalking	0	0.0	0	0.0
<b>Arson</b>	<b>0</b>	<b>0.0</b>	<b>0</b>	<b>0.0</b>
<b>Extortion/Blackmail</b>	<b>0</b>	<b>0.0</b>	<b>0</b>	<b>0.0</b>
<b>Burglary</b>	<b>0</b>	<b>0.0</b>	<b>0</b>	<b>0.0</b>
<b>Larceny/Theft Offenses (Total)</b>	<b>0</b>	<b>0.0</b>	<b>0</b>	<b>0.0</b>
Theft - Pocket-picking	0	0.0	0	0.0
Theft - Purse Snatching	0	0.0	0	0.0
Theft - Shoplifting	0	0.0	0	0.0
Theft From Building	0	0.0	0	0.0
Theft From Coin Machine	0	0.0	0	0.0
Theft From Motor Vehicle	0	0.0	0	0.0
Theft of Motor Vehicle Parts	0	0.0	0	0.0
Theft - All Other Larceny	0	0.0	0	0.0
<b>Motor Vehicle Theft</b>	<b>0</b>	<b>0.0</b>	<b>0</b>	<b>0.0</b>
<b>Counterfeiting/Forgery</b>	<b>0</b>	<b>0.0</b>	<b>0</b>	<b>0.0</b>
<b>Fraud Offenses (Total)</b>	<b>0</b>	<b>0.0</b>	<b>0</b>	<b>0.0</b>
Fraud - Computer Hacking/Invasion	0	0.0	0	0.0
Fraud - Credit Card/ATM	0	0.0	0	0.0
Fraud - False Pretenses	0	0.0	0	0.0
Fraud - Identity Theft	0	0.0	0	0.0
Fraud - Impersonation	0	0.0	0	0.0
Fraud - Welfare	0	0.0	0	0.0
Fraud - Wire	0	0.0	0	0.0
<b>Embezzlement</b>	<b>0</b>	<b>0.0</b>	<b>0</b>	<b>0.0</b>
<b>Stolen Property Offenses</b>	<b>0</b>	<b>0.0</b>	<b>0</b>	<b>0.0</b>
<b>Destruction/Damage/Vandalism</b>	<b>0</b>	<b>0.0</b>	<b>0</b>	<b>0.0</b>
<b>Drug/Narcotic Violations (Total)</b>	<b>0</b>	<b>0.0</b>	<b>0</b>	<b>0.0</b>
Drug/Narcotic Violations	0	0.0	0	0.0
Drug/Narcotic Equipment Violations	0	0.0	0	0.0

GROUP A OFFENSES	Offense	Rate per 1,000	Cleared	% Cleared
<b>Sex Offenses (Nonforcible) (Total)</b>	<b>0</b>	<b>0.0</b>	<b>0</b>	<b>0.0</b>
Incest	0	0.0	0	0.0
Statutory Rape	0	0.0	0	0.0
<b>Pornography/Obscene Material</b>	<b>0</b>	<b>0.0</b>	<b>0</b>	<b>0.0</b>
<b>Gambling Offenses (Total)</b>	<b>0</b>	<b>0.0</b>	<b>0</b>	<b>0.0</b>
Gambling - Betting/Wagering	0	0.0	0	0.0
Gambling - Operating/Promoting	0	0.0	0	0.0
Gambling - Equipment Violations	0	0.0	0	0.0
Gambling - Sports Tampering	0	0.0	0	0.0
<b>Prostitution Offenses (Total)</b>	<b>0</b>	<b>0.0</b>	<b>0</b>	<b>0.0</b>
Prostitution	0	0.0	0	0.0
Prostitution Assisting/Promoting	0	0.0	0	0.0
Purchasing Prostitution	0	0.0	0	0.0
<b>Human Trafficking Offenses (Total)</b>	<b>0</b>	<b>0.0</b>	<b>0</b>	<b>0.0</b>
Commercial Sex Acts	0	0.0	0	0.0
Involuntary Servitude	0	0.0	0	0.0
<b>Bribery</b>	<b>0</b>	<b>0.0</b>	<b>0</b>	<b>0.0</b>
<b>Weapon Law Violations</b>	<b>0</b>	<b>0.0</b>	<b>0</b>	<b>0.0</b>
<b>Animal Cruelty</b>	<b>0</b>	<b>0.0</b>	<b>0</b>	<b>0.0</b>

GROUP B OFFENSES	Offenses	Rate per 1,000
Bad Checks	0	0.0
Curfew/Vagrancy	0	0.0
Disorderly Conduct	0	0.0
DUI	0	0.0
Drunkenness	0	0.0
Family-Non Violent	0	0.0
Liquor Law Violations	0	0.0
Peeping Tom	0	0.0
Trespass	0	0.0
All Other Offenses	0	0.0

2023 Fall Term Campus Population	
Undergraduate Enrollment	2,713
Graduate Enrollment	0
Staff Personnel	149
Faculty Personnel	180
Security Personnel	5
<b>Total Campus Population</b>	<b>3,047</b>





## John A. Gupton College - 2023

GROUP A OFFENSES	Offense	Rate per 1,000	Cleared	% Cleared
<b>Homicide Offenses (Total)</b>	<b>0</b>	<b>0.0</b>	<b>0</b>	<b>0.0</b>
Murder	0	0.0	0	0.0
Negligent Manslaughter	0	0.0	0	0.0
Negligent Vehicular Manslaughter	0	0.0	0	0.0
<b>Kidnapping/Abduction</b>	<b>0</b>	<b>0.0</b>	<b>0</b>	<b>0.0</b>
<b>Sex Offenses (Forcible) (Total)</b>	<b>0</b>	<b>0.0</b>	<b>0</b>	<b>0.0</b>
Forcible Rape	0	0.0	0	0.0
Forcible Sodomy	0	0.0	0	0.0
Sexual Assault W/Object	0	0.0	0	0.0
Forcible Fondling	0	0.0	0	0.0
<b>Robbery</b>	<b>0</b>	<b>0.0</b>	<b>0</b>	<b>0.0</b>
<b>Assault Offenses (Total)</b>	<b>0</b>	<b>0.0</b>	<b>0</b>	<b>0.0</b>
Aggravated Assault	0	0.0	0	0.0
Simple Assault	0	0.0	0	0.0
Intimidation	0	0.0	0	0.0
Stalking	0	0.0	0	0.0
<b>Arson</b>	<b>0</b>	<b>0.0</b>	<b>0</b>	<b>0.0</b>
<b>Extortion/Blackmail</b>	<b>0</b>	<b>0.0</b>	<b>0</b>	<b>0.0</b>
<b>Burglary</b>	<b>0</b>	<b>0.0</b>	<b>0</b>	<b>0.0</b>
<b>Larceny/Theft Offenses (Total)</b>	<b>0</b>	<b>0.0</b>	<b>0</b>	<b>0.0</b>
Theft - Pocket-picking	0	0.0	0	0.0
Theft - Purse Snatching	0	0.0	0	0.0
Theft - Shoplifting	0	0.0	0	0.0
Theft From Building	0	0.0	0	0.0
Theft From Coin Machine	0	0.0	0	0.0
Theft From Motor Vehicle	0	0.0	0	0.0
Theft of Motor Vehicle Parts	0	0.0	0	0.0
Theft - All Other Larceny	0	0.0	0	0.0
<b>Motor Vehicle Theft</b>	<b>0</b>	<b>0.0</b>	<b>0</b>	<b>0.0</b>
<b>Counterfeiting/Forgery</b>	<b>0</b>	<b>0.0</b>	<b>0</b>	<b>0.0</b>
<b>Fraud Offenses (Total)</b>	<b>0</b>	<b>0.0</b>	<b>0</b>	<b>0.0</b>
Fraud - Computer Hacking/Invasion	0	0.0	0	0.0
Fraud - Credit Card/ATM	0	0.0	0	0.0
Fraud - False Pretenses	0	0.0	0	0.0
Fraud - Identity Theft	0	0.0	0	0.0
Fraud - Impersonation	0	0.0	0	0.0
Fraud - Welfare	0	0.0	0	0.0
Fraud - Wire	0	0.0	0	0.0
<b>Embezzlement</b>	<b>0</b>	<b>0.0</b>	<b>0</b>	<b>0.0</b>
<b>Stolen Property Offenses</b>	<b>0</b>	<b>0.0</b>	<b>0</b>	<b>0.0</b>
<b>Destruction/Damage/Vandalism</b>	<b>0</b>	<b>0.0</b>	<b>0</b>	<b>0.0</b>
<b>Drug/Narcotic Violations (Total)</b>	<b>0</b>	<b>0.0</b>	<b>0</b>	<b>0.0</b>
Drug/Narcotic Violations	0	0.0	0	0.0
Drug/Narcotic Equipment Violations	0	0.0	0	0.0

GROUP A OFFENSES	Offense	Rate per 1,000	Cleared	% Cleared
<b>Sex Offenses (Nonforcible) (Total)</b>	<b>0</b>	<b>0.0</b>	<b>0</b>	<b>0.0</b>
Incest	0	0.0	0	0.0
Statutory Rape	0	0.0	0	0.0
<b>Pornography/Obscene Material</b>	<b>0</b>	<b>0.0</b>	<b>0</b>	<b>0.0</b>
<b>Gambling Offenses (Total)</b>	<b>0</b>	<b>0.0</b>	<b>0</b>	<b>0.0</b>
Gambling - Betting/Wagering	0	0.0	0	0.0
Gambling - Operating/Promoting	0	0.0	0	0.0
Gambling - Equipment Violations	0	0.0	0	0.0
Gambling - Sports Tampering	0	0.0	0	0.0
<b>Prostitution Offenses (Total)</b>	<b>0</b>	<b>0.0</b>	<b>0</b>	<b>0.0</b>
Prostitution	0	0.0	0	0.0
Prostitution Assisting/Promoting	0	0.0	0	0.0
Purchasing Prostitution	0	0.0	0	0.0
<b>Human Trafficking Offenses (Total)</b>	<b>0</b>	<b>0.0</b>	<b>0</b>	<b>0.0</b>
Commercial Sex Acts	0	0.0	0	0.0
Involuntary Servitude	0	0.0	0	0.0
<b>Bribery</b>	<b>0</b>	<b>0.0</b>	<b>0</b>	<b>0.0</b>
<b>Weapon Law Violations</b>	<b>0</b>	<b>0.0</b>	<b>0</b>	<b>0.0</b>
<b>Animal Cruelty</b>	<b>0</b>	<b>0.0</b>	<b>0</b>	<b>0.0</b>

GROUP B OFFENSES	Offenses	Rate per 1,000
Bad Checks	0	0.0
Curfew/Vagrancy	0	0.0
Disorderly Conduct	0	0.0
DUI	0	0.0
Drunkenness	0	0.0
Family-Non Violent	0	0.0
Liquor Law Violations	0	0.0
Peeping Tom	0	0.0
Trespass	0	0.0
All Other Offenses	0	0.0

2023 Fall Term Campus Population	
Undergraduate Enrollment	30
Graduate Enrollment	0
Staff Personnel	4
Faculty Personnel	5
Security Personnel	1
<b>Total Campus Population</b>	<b>40</b>



## Johnson University - 2023

GROUP A OFFENSES	Offense	Rate per 1,000	Cleared	% Cleared
<b>Homicide Offenses (Total)</b>	<b>0</b>	<b>0.0</b>	<b>0</b>	<b>0.0</b>
Murder	0	0.0	0	0.0
Negligent Manslaughter	0	0.0	0	0.0
Negligent Vehicular Manslaughter	0	0.0	0	0.0
<b>Kidnapping/Abduction</b>	<b>0</b>	<b>0.0</b>	<b>0</b>	<b>0.0</b>
<b>Sex Offenses (Forcible) (Total)</b>	<b>0</b>	<b>0.0</b>	<b>0</b>	<b>0.0</b>
Forcible Rape	0	0.0	0	0.0
Forcible Sodomy	0	0.0	0	0.0
Sexual Assault W/Object	0	0.0	0	0.0
Forcible Fondling	0	0.0	0	0.0
<b>Robbery</b>	<b>0</b>	<b>0.0</b>	<b>0</b>	<b>0.0</b>
<b>Assault Offenses (Total)</b>	<b>0</b>	<b>0.0</b>	<b>0</b>	<b>0.0</b>
Aggravated Assault	0	0.0	0	0.0
Simple Assault	0	0.0	0	0.0
Intimidation	0	0.0	0	0.0
Stalking	0	0.0	0	0.0
<b>Arson</b>	<b>0</b>	<b>0.0</b>	<b>0</b>	<b>0.0</b>
<b>Extortion/Blackmail</b>	<b>0</b>	<b>0.0</b>	<b>0</b>	<b>0.0</b>
<b>Burglary</b>	<b>1</b>	<b>1.1</b>	<b>0</b>	<b>0.0</b>
<b>Larceny/Theft Offenses (Total)</b>	<b>0</b>	<b>0.0</b>	<b>0</b>	<b>0.0</b>
Theft - Pocket-picking	0	0.0	0	0.0
Theft - Purse Snatching	0	0.0	0	0.0
Theft - Shoplifting	0	0.0	0	0.0
Theft From Building	0	0.0	0	0.0
Theft From Coin Machine	0	0.0	0	0.0
Theft From Motor Vehicle	0	0.0	0	0.0
Theft of Motor Vehicle Parts	0	0.0	0	0.0
Theft - All Other Larceny	0	0.0	0	0.0
<b>Motor Vehicle Theft</b>	<b>0</b>	<b>0.0</b>	<b>0</b>	<b>0.0</b>
<b>Counterfeiting/Forgery</b>	<b>0</b>	<b>0.0</b>	<b>0</b>	<b>0.0</b>
<b>Fraud Offenses (Total)</b>	<b>0</b>	<b>0.0</b>	<b>0</b>	<b>0.0</b>
Fraud - Computer Hacking/Invasion	0	0.0	0	0.0
Fraud - Credit Card/ATM	0	0.0	0	0.0
Fraud - False Pretenses	0	0.0	0	0.0
Fraud - Identity Theft	0	0.0	0	0.0
Fraud - Impersonation	0	0.0	0	0.0
Fraud - Welfare	0	0.0	0	0.0
Fraud - Wire	0	0.0	0	0.0
<b>Embezzlement</b>	<b>0</b>	<b>0.0</b>	<b>0</b>	<b>0.0</b>
<b>Stolen Property Offenses</b>	<b>0</b>	<b>0.0</b>	<b>0</b>	<b>0.0</b>
<b>Destruction/Damage/Vandalism</b>	<b>0</b>	<b>0.0</b>	<b>0</b>	<b>0.0</b>
<b>Drug/Narcotic Violations (Total)</b>	<b>0</b>	<b>0.0</b>	<b>0</b>	<b>0.0</b>
Drug/Narcotic Violations	0	0.0	0	0.0
Drug/Narcotic Equipment Violations	0	0.0	0	0.0

GROUP A OFFENSES	Offense	Rate per 1,000	Cleared	% Cleared
<b>Sex Offenses (Nonforcible) (Total)</b>	<b>0</b>	<b>0.0</b>	<b>0</b>	<b>0.0</b>
Incest	0	0.0	0	0.0
Statutory Rape	0	0.0	0	0.0
<b>Pornography/Obscene Material</b>	<b>0</b>	<b>0.0</b>	<b>0</b>	<b>0.0</b>
<b>Gambling Offenses (Total)</b>	<b>0</b>	<b>0.0</b>	<b>0</b>	<b>0.0</b>
Gambling - Betting/Wagering	0	0.0	0	0.0
Gambling - Operating/Promoting	0	0.0	0	0.0
Gambling - Equipment Violations	0	0.0	0	0.0
Gambling - Sports Tampering	0	0.0	0	0.0
<b>Prostitution Offenses (Total)</b>	<b>0</b>	<b>0.0</b>	<b>0</b>	<b>0.0</b>
Prostitution	0	0.0	0	0.0
Prostitution Assisting/Promoting	0	0.0	0	0.0
Purchasing Prostitution	0	0.0	0	0.0
<b>Human Trafficking Offenses (Total)</b>	<b>0</b>	<b>0.0</b>	<b>0</b>	<b>0.0</b>
Commercial Sex Acts	0	0.0	0	0.0
Involuntary Servitude	0	0.0	0	0.0
<b>Bribery</b>	<b>0</b>	<b>0.0</b>	<b>0</b>	<b>0.0</b>
<b>Weapon Law Violations</b>	<b>0</b>	<b>0.0</b>	<b>0</b>	<b>0.0</b>
<b>Animal Cruelty</b>	<b>0</b>	<b>0.0</b>	<b>0</b>	<b>0.0</b>

GROUP B OFFENSES	Offenses	Rate per 1,000
Bad Checks	0	0.0
Curfew/Vagrancy	0	0.0
Disorderly Conduct	0	0.0
DUI	0	0.0
Drunkenness	0	0.0
Family-Non Violent	0	0.0
Liquor Law Violations	0	0.0
Peeping Tom	0	0.0
Trespass	0	0.0
All Other Offenses	0	0.0

2023 Fall Term Campus Population	
Undergraduate Enrollment	609
Graduate Enrollment	75
Staff Personnel	123
Faculty Personnel	98
Security Personnel	8
<b>Total Campus Population</b>	<b>913</b>



## King University - 2023

GROUP A OFFENSES	Offense	Rate per 1,000	Cleared	% Cleared
<b>Homicide Offenses (Total)</b>	<b>0</b>	<b>0.0</b>	<b>0</b>	<b>0.0</b>
Murder	0	0.0	0	0.0
Negligent Manslaughter	0	0.0	0	0.0
Negligent Vehicular Manslaughter	0	0.0	0	0.0
<b>Kidnapping/Abduction</b>	<b>0</b>	<b>0.0</b>	<b>0</b>	<b>0.0</b>
<b>Sex Offenses (Forcible) (Total)</b>	<b>0</b>	<b>0.0</b>	<b>0</b>	<b>0.0</b>
Forcible Rape	0	0.0	0	0.0
Forcible Sodomy	0	0.0	0	0.0
Sexual Assault W/Object	0	0.0	0	0.0
Forcible Fondling	0	0.0	0	0.0
<b>Robbery</b>	<b>0</b>	<b>0.0</b>	<b>0</b>	<b>0.0</b>
<b>Assault Offenses (Total)</b>	<b>1</b>	<b>0.7</b>	<b>0</b>	<b>0.0</b>
Aggravated Assault	0	0.0	0	0.0
Simple Assault	1	0.7	0	0.0
Intimidation	0	0.0	0	0.0
Stalking	0	0.0	0	0.0
<b>Arson</b>	<b>0</b>	<b>0.0</b>	<b>0</b>	<b>0.0</b>
<b>Extortion/Blackmail</b>	<b>0</b>	<b>0.0</b>	<b>0</b>	<b>0.0</b>
<b>Burglary</b>	<b>1</b>	<b>0.7</b>	<b>0</b>	<b>0.0</b>
<b>Larceny/Theft Offenses (Total)</b>	<b>6</b>	<b>3.9</b>	<b>0</b>	<b>0.0</b>
Theft - Pocket-picking	0	0.0	0	0.0
Theft - Purse Snatching	0	0.0	0	0.0
Theft - Shoplifting	1	0.7	0	0.0
Theft From Building	3	2.0	0	0.0
Theft From Coin Machine	0	0.0	0	0.0
Theft From Motor Vehicle	1	0.7	0	0.0
Theft of Motor Vehicle Parts	0	0.0	0	0.0
Theft - All Other Larceny	1	0.7	0	0.0
<b>Motor Vehicle Theft</b>	<b>0</b>	<b>0.0</b>	<b>0</b>	<b>0.0</b>
<b>Counterfeiting/Forgery</b>	<b>0</b>	<b>0.0</b>	<b>0</b>	<b>0.0</b>
<b>Fraud Offenses (Total)</b>	<b>0</b>	<b>0.0</b>	<b>0</b>	<b>0.0</b>
Fraud - Computer Hacking/Invasion	0	0.0	0	0.0
Fraud - Credit Card/ATM	0	0.0	0	0.0
Fraud - False Pretenses	0	0.0	0	0.0
Fraud - Identity Theft	0	0.0	0	0.0
Fraud - Impersonation	0	0.0	0	0.0
Fraud - Welfare	0	0.0	0	0.0
Fraud - Wire	0	0.0	0	0.0
<b>Embezzlement</b>	<b>0</b>	<b>0.0</b>	<b>0</b>	<b>0.0</b>
<b>Stolen Property Offenses</b>	<b>0</b>	<b>0.0</b>	<b>0</b>	<b>0.0</b>
<b>Destruction/Damage/Vandalism</b>	<b>6</b>	<b>3.9</b>	<b>0</b>	<b>0.0</b>
<b>Drug/Narcotic Violations (Total)</b>	<b>0</b>	<b>0.0</b>	<b>0</b>	<b>0.0</b>
Drug/Narcotic Violations	0	0.0	0	0.0
Drug/Narcotic Equipment Violations	0	0.0	0	0.0

GROUP A OFFENSES	Offense	Rate per 1,000	Cleared	% Cleared
<b>Sex Offenses (Nonforcible) (Total)</b>	<b>0</b>	<b>0.0</b>	<b>0</b>	<b>0.0</b>
Incest	0	0.0	0	0.0
Statutory Rape	0	0.0	0	0.0
<b>Pornography/Obscene Material</b>	<b>0</b>	<b>0.0</b>	<b>0</b>	<b>0.0</b>
<b>Gambling Offenses (Total)</b>	<b>0</b>	<b>0.0</b>	<b>0</b>	<b>0.0</b>
Gambling - Betting/Wagering	0	0.0	0	0.0
Gambling - Operating/Promoting	0	0.0	0	0.0
Gambling - Equipment Violations	0	0.0	0	0.0
Gambling - Sports Tampering	0	0.0	0	0.0
<b>Prostitution Offenses (Total)</b>	<b>0</b>	<b>0.0</b>	<b>0</b>	<b>0.0</b>
Prostitution	0	0.0	0	0.0
Prostitution Assisting/Promoting	0	0.0	0	0.0
Purchasing Prostitution	0	0.0	0	0.0
<b>Human Trafficking Offenses (Total)</b>	<b>0</b>	<b>0.0</b>	<b>0</b>	<b>0.0</b>
Commercial Sex Acts	0	0.0	0	0.0
Involuntary Servitude	0	0.0	0	0.0
<b>Bribery</b>	<b>0</b>	<b>0.0</b>	<b>0</b>	<b>0.0</b>
<b>Weapon Law Violations</b>	<b>0</b>	<b>0.0</b>	<b>0</b>	<b>0.0</b>
<b>Animal Cruelty</b>	<b>0</b>	<b>0.0</b>	<b>0</b>	<b>0.0</b>

GROUP B OFFENSES	Offenses	Rate per 1,000
Bad Checks	0	0.0
Curfew/Vagrancy	0	0.0
Disorderly Conduct	0	0.0
DUI	0	0.0
Drunkenness	0	0.0
Family-Non Violent	0	0.0
Liquor Law Violations	0	0.0
Peeping Tom	0	0.0
Trespass	0	0.0
All Other Offenses	0	0.0

2023 Fall Term Campus Population	
Undergraduate Enrollment	1,014
Graduate Enrollment	201
Staff Personnel	151
Faculty Personnel	149
Security Personnel	8
<b>Total Campus Population</b>	<b>1,523</b>



## Lane College - 2023

GROUP A OFFENSES	Offense	Rate per 1,000	Cleared	% Cleared
<b>Homicide Offenses (Total)</b>	<b>0</b>	<b>0.0</b>	<b>0</b>	<b>0.0</b>
Murder	0	0.0	0	0.0
Negligent Manslaughter	0	0.0	0	0.0
Negligent Vehicular Manslaughter	0	0.0	0	0.0
<b>Kidnapping/Abduction</b>	<b>0</b>	<b>0.0</b>	<b>0</b>	<b>0.0</b>
<b>Sex Offenses (Forcible) (Total)</b>	<b>4</b>	<b>3.8</b>	<b>2</b>	<b>50.0</b>
Forcible Rape	3	2.9	1	33.3
Forcible Sodomy	0	0.0	0	0.0
Sexual Assault W/Object	0	0.0	0	0.0
Forcible Fondling	1	1.0	1	100.0
<b>Robbery</b>	<b>2</b>	<b>1.9</b>	<b>1</b>	<b>50.0</b>
<b>Assault Offenses (Total)</b>	<b>39</b>	<b>37.2</b>	<b>29</b>	<b>74.4</b>
Aggravated Assault	3	2.9	2	66.7
Simple Assault	30	28.6	23	76.7
Intimidation	6	5.7	4	66.7
Stalking	0	0.0	0	0.0
<b>Arson</b>	<b>1</b>	<b>1.0</b>	<b>1</b>	<b>100.0</b>
<b>Extortion/Blackmail</b>	<b>0</b>	<b>0.0</b>	<b>0</b>	<b>0.0</b>
<b>Burglary</b>	<b>12</b>	<b>11.5</b>	<b>0</b>	<b>0.0</b>
<b>Larceny/Theft Offenses (Total)</b>	<b>5</b>	<b>4.8</b>	<b>1</b>	<b>20.0</b>
Theft - Pocket-picking	0	0.0	0	0.0
Theft - Purse Snatching	0	0.0	0	0.0
Theft - Shoplifting	0	0.0	0	0.0
Theft From Building	4	3.8	1	25.0
Theft From Coin Machine	0	0.0	0	0.0
Theft From Motor Vehicle	1	1.0	0	0.0
Theft of Motor Vehicle Parts	0	0.0	0	0.0
Theft - All Other Larceny	0	0.0	0	0.0
<b>Motor Vehicle Theft</b>	<b>2</b>	<b>1.9</b>	<b>1</b>	<b>50.0</b>
<b>Counterfeiting/Forgery</b>	<b>0</b>	<b>0.0</b>	<b>0</b>	<b>0.0</b>
<b>Fraud Offenses (Total)</b>	<b>0</b>	<b>0.0</b>	<b>0</b>	<b>0.0</b>
Fraud - Computer Hacking/Invasion	0	0.0	0	0.0
Fraud - Credit Card/ATM	0	0.0	0	0.0
Fraud - False Pretenses	0	0.0	0	0.0
Fraud - Identity Theft	0	0.0	0	0.0
Fraud - Impersonation	0	0.0	0	0.0
Fraud - Welfare	0	0.0	0	0.0
Fraud - Wire	0	0.0	0	0.0
<b>Embezzlement</b>	<b>0</b>	<b>0.0</b>	<b>0</b>	<b>0.0</b>
<b>Stolen Property Offenses</b>	<b>0</b>	<b>0.0</b>	<b>0</b>	<b>0.0</b>
<b>Destruction/Damage/Vandalism</b>	<b>10</b>	<b>9.5</b>	<b>3</b>	<b>30.0</b>
<b>Drug/Narcotic Violations (Total)</b>	<b>5</b>	<b>4.8</b>	<b>3</b>	<b>60.0</b>
Drug/Narcotic Violations	3	2.9	2	66.7
Drug/Narcotic Equipment Violations	2	1.9	1	50.0

GROUP A OFFENSES	Offense	Rate per 1,000	Cleared	% Cleared
<b>Sex Offenses (Nonforcible) (Total)</b>	<b>0</b>	<b>0.0</b>	<b>0</b>	<b>0.0</b>
Incest	0	0.0	0	0.0
Statutory Rape	0	0.0	0	0.0
<b>Pornography/Obscene Material</b>	<b>1</b>	<b>1.0</b>	<b>1</b>	<b>100.0</b>
<b>Gambling Offenses (Total)</b>	<b>0</b>	<b>0.0</b>	<b>0</b>	<b>0.0</b>
Gambling - Betting/Wagering	0	0.0	0	0.0
Gambling - Operating/Promoting	0	0.0	0	0.0
Gambling - Equipment Violations	0	0.0	0	0.0
Gambling - Sports Tampering	0	0.0	0	0.0
<b>Prostitution Offenses (Total)</b>	<b>0</b>	<b>0.0</b>	<b>0</b>	<b>0.0</b>
Prostitution	0	0.0	0	0.0
Prostitution Assisting/Promoting	0	0.0	0	0.0
Purchasing Prostitution	0	0.0	0	0.0
<b>Human Trafficking Offenses (Total)</b>	<b>0</b>	<b>0.0</b>	<b>0</b>	<b>0.0</b>
Commercial Sex Acts	0	0.0	0	0.0
Involuntary Servitude	0	0.0	0	0.0
<b>Bribery</b>	<b>0</b>	<b>0.0</b>	<b>0</b>	<b>0.0</b>
<b>Weapon Law Violations</b>	<b>2</b>	<b>1.9</b>	<b>1</b>	<b>50.0</b>
<b>Animal Cruelty</b>	<b>0</b>	<b>0.0</b>	<b>0</b>	<b>0.0</b>

GROUP B OFFENSES	Offenses	Rate per 1,000
Bad Checks	0	0.0
Curfew/Vagrancy	0	0.0
Disorderly Conduct	0	0.0
DUI	0	0.0
Drunkenness	0	0.0
Family-Non Violent	0	0.0
Liquor Law Violations	0	0.0
Peeping Tom	0	0.0
Trespass	0	0.0
All Other Offenses	0	0.0

2023 Fall Term Campus Population	
Undergraduate Enrollment	819
Graduate Enrollment	0
Staff Personnel	148
Faculty Personnel	69
Security Personnel	12
<b>Total Campus Population</b>	<b>1,048</b>



Lee University - 2023

GROUP A OFFENSES	Offense	Rate per 1,000	Cleared	% Cleared
<b>Homicide Offenses (Total)</b>	<b>0</b>	<b>0.0</b>	<b>0</b>	<b>0.0</b>
Murder	0	0.0	0	0.0
Negligent Manslaughter	0	0.0	0	0.0
Negligent Vehicular Manslaughter	0	0.0	0	0.0
<b>Kidnapping/Abduction</b>	<b>1</b>	<b>0.3</b>	<b>1</b>	<b>100.0</b>
<b>Sex Offenses (Forcible) (Total)</b>	<b>3</b>	<b>0.9</b>	<b>0</b>	<b>0.0</b>
Forcible Rape	1	0.3	0	0.0
Forcible Sodomy	0	0.0	0	0.0
Sexual Assault W/Object	0	0.0	0	0.0
Forcible Fondling	2	0.6	0	0.0
<b>Robbery</b>	<b>0</b>	<b>0.0</b>	<b>0</b>	<b>0.0</b>
<b>Assault Offenses (Total)</b>	<b>6</b>	<b>1.7</b>	<b>3</b>	<b>50.0</b>
Aggravated Assault	0	0.0	0	0.0
Simple Assault	1	0.3	1	100.0
Intimidation	4	1.2	1	25.0
Stalking	1	0.3	1	100.0
<b>Arson</b>	<b>0</b>	<b>0.0</b>	<b>0</b>	<b>0.0</b>
<b>Extortion/Blackmail</b>	<b>0</b>	<b>0.0</b>	<b>0</b>	<b>0.0</b>
<b>Burglary</b>	<b>0</b>	<b>0.0</b>	<b>0</b>	<b>0.0</b>
<b>Larceny/Theft Offenses (Total)</b>	<b>41</b>	<b>11.9</b>	<b>1</b>	<b>2.4</b>
Theft - Pocket-picking	0	0.0	0	0.0
Theft - Purse Snatching	0	0.0	0	0.0
Theft - Shoplifting	0	0.0	0	0.0
Theft From Building	7	2.0	1	14.3
Theft From Coin Machine	0	0.0	0	0.0
Theft From Motor Vehicle	20	5.8	0	0.0
Theft of Motor Vehicle Parts	1	0.3	0	0.0
Theft - All Other Larceny	13	3.8	0	0.0
<b>Motor Vehicle Theft</b>	<b>1</b>	<b>0.3</b>	<b>0</b>	<b>0.0</b>
<b>Counterfeiting/Forgery</b>	<b>0</b>	<b>0.0</b>	<b>0</b>	<b>0.0</b>
<b>Fraud Offenses (Total)</b>	<b>1</b>	<b>0.3</b>	<b>0</b>	<b>0.0</b>
Fraud - Computer Hacking/Invasion	0	0.0	0	0.0
Fraud - Credit Card/ATM	0	0.0	0	0.0
Fraud - False Pretenses	1	0.3	0	0.0
Fraud - Identity Theft	0	0.0	0	0.0
Fraud - Impersonation	0	0.0	0	0.0
Fraud - Welfare	0	0.0	0	0.0
Fraud - Wire	0	0.0	0	0.0
<b>Embezzlement</b>	<b>0</b>	<b>0.0</b>	<b>0</b>	<b>0.0</b>
<b>Stolen Property Offenses</b>	<b>0</b>	<b>0.0</b>	<b>0</b>	<b>0.0</b>
<b>Destruction/Damage/Vandalism</b>	<b>6</b>	<b>1.7</b>	<b>0</b>	<b>0.0</b>
<b>Drug/Narcotic Violations (Total)</b>	<b>2</b>	<b>0.6</b>	<b>0</b>	<b>0.0</b>
Drug/Narcotic Violations	1	0.3	0	0.0
Drug/Narcotic Equipment Violations	1	0.3	0	0.0

GROUP A OFFENSES	Offense	Rate per 1,000	Cleared	% Cleared
<b>Sex Offenses (Nonforcible) (Total)</b>	<b>0</b>	<b>0.0</b>	<b>0</b>	<b>0.0</b>
Incest	0	0.0	0	0.0
Statutory Rape	0	0.0	0	0.0
<b>Pornography/Obscene Material</b>	<b>0</b>	<b>0.0</b>	<b>0</b>	<b>0.0</b>
<b>Gambling Offenses (Total)</b>	<b>0</b>	<b>0.0</b>	<b>0</b>	<b>0.0</b>
Gambling - Betting/Wagering	0	0.0	0	0.0
Gambling - Operating/Promoting	0	0.0	0	0.0
Gambling - Equipment Violations	0	0.0	0	0.0
Gambling - Sports Tampering	0	0.0	0	0.0
<b>Prostitution Offenses (Total)</b>	<b>0</b>	<b>0.0</b>	<b>0</b>	<b>0.0</b>
Prostitution	0	0.0	0	0.0
Prostitution Assisting/Promoting	0	0.0	0	0.0
Purchasing Prostitution	0	0.0	0	0.0
<b>Human Trafficking Offenses (Total)</b>	<b>0</b>	<b>0.0</b>	<b>0</b>	<b>0.0</b>
Commercial Sex Acts	0	0.0	0	0.0
Involuntary Servitude	0	0.0	0	0.0
<b>Bribery</b>	<b>0</b>	<b>0.0</b>	<b>0</b>	<b>0.0</b>
<b>Weapon Law Violations</b>	<b>0</b>	<b>0.0</b>	<b>0</b>	<b>0.0</b>
<b>Animal Cruelty</b>	<b>0</b>	<b>0.0</b>	<b>0</b>	<b>0.0</b>

GROUP B OFFENSES	Offenses	Rate per 1,000
Bad Checks	0	0.0
Curfew/Vagrancy	0	0.0
Disorderly Conduct	1	0.3
DUI	0	0.0
Drunkenness	1	0.3
Family-Non Violent	0	0.0
Liquor Law Violations	6	1.7
Peeping Tom	0	0.0
Trespass	2	0.6
All Other Offenses	0	0.0

2023 Fall Term Campus Population	
Undergraduate Enrollment	2,319
Graduate Enrollment	239
Staff Personnel	352
Faculty Personnel	508
Security Personnel	14
Total Campus Population	3,432



## LeMoyne-Owen College - 2023

GROUP A OFFENSES	Offense	Rate per 1,000	Cleared	% Cleared
<b>Homicide Offenses (Total)</b>	<b>0</b>	<b>0.0</b>	<b>0</b>	<b>0.0</b>
Murder	0	0.0	0	0.0
Negligent Manslaughter	0	0.0	0	0.0
Negligent Vehicular Manslaughter	0	0.0	0	0.0
<b>Kidnapping/Abduction</b>	<b>0</b>	<b>0.0</b>	<b>0</b>	<b>0.0</b>
<b>Sex Offenses (Forcible) (Total)</b>	<b>0</b>	<b>0.0</b>	<b>0</b>	<b>0.0</b>
Forcible Rape	0	0.0	0	0.0
Forcible Sodomy	0	0.0	0	0.0
Sexual Assault W/Object	0	0.0	0	0.0
Forcible Fondling	0	0.0	0	0.0
<b>Robbery</b>	<b>0</b>	<b>0.0</b>	<b>0</b>	<b>0.0</b>
<b>Assault Offenses (Total)</b>	<b>0</b>	<b>0.0</b>	<b>0</b>	<b>0.0</b>
Aggravated Assault	0	0.0	0	0.0
Simple Assault	0	0.0	0	0.0
Intimidation	0	0.0	0	0.0
Stalking	0	0.0	0	0.0
<b>Arson</b>	<b>0</b>	<b>0.0</b>	<b>0</b>	<b>0.0</b>
<b>Extortion/Blackmail</b>	<b>0</b>	<b>0.0</b>	<b>0</b>	<b>0.0</b>
<b>Burglary</b>	<b>0</b>	<b>0.0</b>	<b>0</b>	<b>0.0</b>
<b>Larceny/Theft Offenses (Total)</b>	<b>0</b>	<b>0.0</b>	<b>0</b>	<b>0.0</b>
Theft - Pocket-picking	0	0.0	0	0.0
Theft - Purse Snatching	0	0.0	0	0.0
Theft - Shoplifting	0	0.0	0	0.0
Theft From Building	0	0.0	0	0.0
Theft From Coin Machine	0	0.0	0	0.0
Theft From Motor Vehicle	0	0.0	0	0.0
Theft of Motor Vehicle Parts	0	0.0	0	0.0
Theft - All Other Larceny	0	0.0	0	0.0
<b>Motor Vehicle Theft</b>	<b>1</b>	<b>1.3</b>	<b>0</b>	<b>0.0</b>
<b>Counterfeiting/Forgery</b>	<b>0</b>	<b>0.0</b>	<b>0</b>	<b>0.0</b>
<b>Fraud Offenses (Total)</b>	<b>0</b>	<b>0.0</b>	<b>0</b>	<b>0.0</b>
Fraud - Computer Hacking/Invasion	0	0.0	0	0.0
Fraud - Credit Card/ATM	0	0.0	0	0.0
Fraud - False Pretenses	0	0.0	0	0.0
Fraud - Identity Theft	0	0.0	0	0.0
Fraud - Impersonation	0	0.0	0	0.0
Fraud - Welfare	0	0.0	0	0.0
Fraud - Wire	0	0.0	0	0.0
<b>Embezzlement</b>	<b>0</b>	<b>0.0</b>	<b>0</b>	<b>0.0</b>
<b>Stolen Property Offenses</b>	<b>0</b>	<b>0.0</b>	<b>0</b>	<b>0.0</b>
<b>Destruction/Damage/Vandalism</b>	<b>0</b>	<b>0.0</b>	<b>0</b>	<b>0.0</b>
<b>Drug/Narcotic Violations (Total)</b>	<b>0</b>	<b>0.0</b>	<b>0</b>	<b>0.0</b>
Drug/Narcotic Violations	0	0.0	0	0.0
Drug/Narcotic Equipment Violations	0	0.0	0	0.0

GROUP A OFFENSES	Offense	Rate per 1,000	Cleared	% Cleared
<b>Sex Offenses (Nonforcible) (Total)</b>	<b>0</b>	<b>0.0</b>	<b>0</b>	<b>0.0</b>
Incest	0	0.0	0	0.0
Statutory Rape	0	0.0	0	0.0
<b>Pornography/Obscene Material</b>	<b>0</b>	<b>0.0</b>	<b>0</b>	<b>0.0</b>
<b>Gambling Offenses (Total)</b>	<b>0</b>	<b>0.0</b>	<b>0</b>	<b>0.0</b>
Gambling - Betting/Wagering	0	0.0	0	0.0
Gambling - Operating/Promoting	0	0.0	0	0.0
Gambling - Equipment Violations	0	0.0	0	0.0
Gambling - Sports Tampering	0	0.0	0	0.0
<b>Prostitution Offenses (Total)</b>	<b>0</b>	<b>0.0</b>	<b>0</b>	<b>0.0</b>
Prostitution	0	0.0	0	0.0
Prostitution Assisting/Promoting	0	0.0	0	0.0
Purchasing Prostitution	0	0.0	0	0.0
<b>Human Trafficking Offenses (Total)</b>	<b>0</b>	<b>0.0</b>	<b>0</b>	<b>0.0</b>
Commercial Sex Acts	0	0.0	0	0.0
Involuntary Servitude	0	0.0	0	0.0
<b>Bribery</b>	<b>0</b>	<b>0.0</b>	<b>0</b>	<b>0.0</b>
<b>Weapon Law Violations</b>	<b>0</b>	<b>0.0</b>	<b>0</b>	<b>0.0</b>
<b>Animal Cruelty</b>	<b>0</b>	<b>0.0</b>	<b>0</b>	<b>0.0</b>

GROUP B OFFENSES	Offenses	Rate per 1,000
Bad Checks	0	0.0
Curfew/Vagrancy	0	0.0
Disorderly Conduct	0	0.0
DUI	0	0.0
Drunkenness	0	0.0
Family-Non Violent	0	0.0
Liquor Law Violations	0	0.0
Peeping Tom	0	0.0
Trespass	0	0.0
All Other Offenses	0	0.0

2023 Fall Term Campus Population	
Undergraduate Enrollment	591
Graduate Enrollment	0
Staff Personnel	98
Faculty Personnel	35
Security Personnel	17
<b>Total Campus Population</b>	<b>741</b>



# Lincoln Memorial University - 2023

GROUP A OFFENSES	Offense	Rate per 1,000	Cleared	% Cleared
<b>Homicide Offenses (Total)</b>	<b>0</b>	<b>0.0</b>	<b>0</b>	<b>0.0</b>
Murder	0	0.0	0	0.0
Negligent Manslaughter	0	0.0	0	0.0
Negligent Vehicular Manslaughter	0	0.0	0	0.0
<b>Kidnapping/Abduction</b>	<b>0</b>	<b>0.0</b>	<b>0</b>	<b>0.0</b>
<b>Sex Offenses (Forcible) (Total)</b>	<b>0</b>	<b>0.0</b>	<b>0</b>	<b>0.0</b>
Forcible Rape	0	0.0	0	0.0
Forcible Sodomy	0	0.0	0	0.0
Sexual Assault W/Object	0	0.0	0	0.0
Forcible Fondling	0	0.0	0	0.0
<b>Robbery</b>	<b>0</b>	<b>0.0</b>	<b>0</b>	<b>0.0</b>
<b>Assault Offenses (Total)</b>	<b>2</b>	<b>0.3</b>	<b>0</b>	<b>0.0</b>
Aggravated Assault	0	0.0	0	0.0
Simple Assault	0	0.0	0	0.0
Intimidation	2	0.3	0	0.0
Stalking	0	0.0	0	0.0
<b>Arson</b>	<b>0</b>	<b>0.0</b>	<b>0</b>	<b>0.0</b>
<b>Extortion/Blackmail</b>	<b>0</b>	<b>0.0</b>	<b>0</b>	<b>0.0</b>
<b>Burglary</b>	<b>0</b>	<b>0.0</b>	<b>0</b>	<b>0.0</b>
<b>Larceny/Theft Offenses (Total)</b>	<b>6</b>	<b>0.9</b>	<b>1</b>	<b>16.7</b>
Theft - Pocket-picking	0	0.0	0	0.0
Theft - Purse Snatching	0	0.0	0	0.0
Theft - Shoplifting	0	0.0	0	0.0
Theft From Building	0	0.0	0	0.0
Theft From Coin Machine	0	0.0	0	0.0
Theft From Motor Vehicle	5	0.8	1	20.0
Theft of Motor Vehicle Parts	0	0.0	0	0.0
Theft - All Other Larceny	1	0.2	0	0.0
<b>Motor Vehicle Theft</b>	<b>0</b>	<b>0.0</b>	<b>0</b>	<b>0.0</b>
<b>Counterfeiting/Forgery</b>	<b>0</b>	<b>0.0</b>	<b>0</b>	<b>0.0</b>
<b>Fraud Offenses (Total)</b>	<b>0</b>	<b>0.0</b>	<b>0</b>	<b>0.0</b>
Fraud - Computer Hacking/Invasion	0	0.0	0	0.0
Fraud - Credit Card/ATM	0	0.0	0	0.0
Fraud - False Pretenses	0	0.0	0	0.0
Fraud - Identity Theft	0	0.0	0	0.0
Fraud - Impersonation	0	0.0	0	0.0
Fraud - Welfare	0	0.0	0	0.0
Fraud - Wire	0	0.0	0	0.0
<b>Embezzlement</b>	<b>0</b>	<b>0.0</b>	<b>0</b>	<b>0.0</b>
<b>Stolen Property Offenses</b>	<b>0</b>	<b>0.0</b>	<b>0</b>	<b>0.0</b>
<b>Destruction/Damage/Vandalism</b>	<b>0</b>	<b>0.0</b>	<b>0</b>	<b>0.0</b>
<b>Drug/Narcotic Violations (Total)</b>	<b>0</b>	<b>0.0</b>	<b>0</b>	<b>0.0</b>
Drug/Narcotic Violations	0	0.0	0	0.0
Drug/Narcotic Equipment Violations	0	0.0	0	0.0

GROUP A OFFENSES	Offense	Rate per 1,000	Cleared	% Cleared
<b>Sex Offenses (Nonforcible) (Total)</b>	<b>0</b>	<b>0.0</b>	<b>0</b>	<b>0.0</b>
Incest	0	0.0	0	0.0
Statutory Rape	0	0.0	0	0.0
<b>Pornography/Obscene Material</b>	<b>0</b>	<b>0.0</b>	<b>0</b>	<b>0.0</b>
<b>Gambling Offenses (Total)</b>	<b>0</b>	<b>0.0</b>	<b>0</b>	<b>0.0</b>
Gambling - Betting/Wagering	0	0.0	0	0.0
Gambling - Operating/Promoting	0	0.0	0	0.0
Gambling - Equipment Violations	0	0.0	0	0.0
Gambling - Sports Tampering	0	0.0	0	0.0
<b>Prostitution Offenses (Total)</b>	<b>0</b>	<b>0.0</b>	<b>0</b>	<b>0.0</b>
Prostitution	0	0.0	0	0.0
Prostitution Assisting/Promoting	0	0.0	0	0.0
Purchasing Prostitution	0	0.0	0	0.0
<b>Human Trafficking Offenses (Total)</b>	<b>0</b>	<b>0.0</b>	<b>0</b>	<b>0.0</b>
Commercial Sex Acts	0	0.0	0	0.0
Involuntary Servitude	0	0.0	0	0.0
<b>Bribery</b>	<b>0</b>	<b>0.0</b>	<b>0</b>	<b>0.0</b>
<b>Weapon Law Violations</b>	<b>0</b>	<b>0.0</b>	<b>0</b>	<b>0.0</b>
<b>Animal Cruelty</b>	<b>0</b>	<b>0.0</b>	<b>0</b>	<b>0.0</b>

GROUP B OFFENSES	Offenses	Rate per 1,000
Bad Checks	0	0.0
Curfew/Vagrancy	0	0.0
Disorderly Conduct	0	0.0
DUI	0	0.0
Drunkenness	0	0.0
Family-Non Violent	0	0.0
Liquor Law Violations	0	0.0
Peeping Tom	0	0.0
Trespass	0	0.0
All Other Offenses	0	0.0

2023 Fall Term Campus Population	
Undergraduate Enrollment	1,268
Graduate Enrollment	3,799
Staff Personnel	1,102
Faculty Personnel	397
Security Personnel	21
<b>Total Campus Population</b>	<b>6,587</b>



Lipscomb University - 2023

GROUP A OFFENSES	Offense	Rate per 1,000	Cleared	% Cleared
<b>Homicide Offenses (Total)</b>	<b>0</b>	<b>0.0</b>	<b>0</b>	<b>0.0</b>
Murder	0	0.0	0	0.0
Negligent Manslaughter	0	0.0	0	0.0
Negligent Vehicular Manslaughter	0	0.0	0	0.0
<b>Kidnapping/Abduction</b>	<b>0</b>	<b>0.0</b>	<b>0</b>	<b>0.0</b>
<b>Sex Offenses (Forcible) (Total)</b>	<b>0</b>	<b>0.0</b>	<b>0</b>	<b>0.0</b>
Forcible Rape	0	0.0	0	0.0
Forcible Sodomy	0	0.0	0	0.0
Sexual Assault W/Object	0	0.0	0	0.0
Forcible Fondling	0	0.0	0	0.0
<b>Robbery</b>	<b>0</b>	<b>0.0</b>	<b>0</b>	<b>0.0</b>
<b>Assault Offenses (Total)</b>	<b>0</b>	<b>0.0</b>	<b>0</b>	<b>0.0</b>
Aggravated Assault	0	0.0	0	0.0
Simple Assault	0	0.0	0	0.0
Intimidation	0	0.0	0	0.0
Stalking	0	0.0	0	0.0
<b>Arson</b>	<b>0</b>	<b>0.0</b>	<b>0</b>	<b>0.0</b>
<b>Extortion/Blackmail</b>	<b>0</b>	<b>0.0</b>	<b>0</b>	<b>0.0</b>
<b>Burglary</b>	<b>1</b>	<b>0.2</b>	<b>0</b>	<b>0.0</b>
<b>Larceny/Theft Offenses (Total)</b>	<b>4</b>	<b>0.7</b>	<b>0</b>	<b>0.0</b>
Theft - Pocket-picking	0	0.0	0	0.0
Theft - Purse Snatching	0	0.0	0	0.0
Theft - Shoplifting	0	0.0	0	0.0
Theft From Building	0	0.0	0	0.0
Theft From Coin Machine	1	0.2	0	0.0
Theft From Motor Vehicle	0	0.0	0	0.0
Theft of Motor Vehicle Parts	0	0.0	0	0.0
Theft - All Other Larceny	3	0.5	0	0.0
<b>Motor Vehicle Theft</b>	<b>1</b>	<b>0.2</b>	<b>0</b>	<b>0.0</b>
<b>Counterfeiting/Forgery</b>	<b>0</b>	<b>0.0</b>	<b>0</b>	<b>0.0</b>
<b>Fraud Offenses (Total)</b>	<b>0</b>	<b>0.0</b>	<b>0</b>	<b>0.0</b>
Fraud - Computer Hacking/Invasion	0	0.0	0	0.0
Fraud - Credit Card/ATM	0	0.0	0	0.0
Fraud - False Pretenses	0	0.0	0	0.0
Fraud - Identity Theft	0	0.0	0	0.0
Fraud - Impersonation	0	0.0	0	0.0
Fraud - Welfare	0	0.0	0	0.0
Fraud - Wire	0	0.0	0	0.0
<b>Embezzlement</b>	<b>0</b>	<b>0.0</b>	<b>0</b>	<b>0.0</b>
<b>Stolen Property Offenses</b>	<b>0</b>	<b>0.0</b>	<b>0</b>	<b>0.0</b>
<b>Destruction/Damage/Vandalism</b>	<b>0</b>	<b>0.0</b>	<b>0</b>	<b>0.0</b>
<b>Drug/Narcotic Violations (Total)</b>	<b>1</b>	<b>0.2</b>	<b>0</b>	<b>0.0</b>
Drug/Narcotic Violations	1	0.2	0	0.0
Drug/Narcotic Equipment Violations	0	0.0	0	0.0

GROUP A OFFENSES	Offense	Rate per 1,000	Cleared	% Cleared
<b>Sex Offenses (Nonforcible) (Total)</b>	<b>0</b>	<b>0.0</b>	<b>0</b>	<b>0.0</b>
Incest	0	0.0	0	0.0
Statutory Rape	0	0.0	0	0.0
<b>Pornography/Obscene Material</b>	<b>0</b>	<b>0.0</b>	<b>0</b>	<b>0.0</b>
<b>Gambling Offenses (Total)</b>	<b>0</b>	<b>0.0</b>	<b>0</b>	<b>0.0</b>
Gambling - Betting/Wagering	0	0.0	0	0.0
Gambling - Operating/Promoting	0	0.0	0	0.0
Gambling - Equipment Violations	0	0.0	0	0.0
Gambling - Sports Tampering	0	0.0	0	0.0
<b>Prostitution Offenses (Total)</b>	<b>0</b>	<b>0.0</b>	<b>0</b>	<b>0.0</b>
Prostitution	0	0.0	0	0.0
Prostitution Assisting/Promoting	0	0.0	0	0.0
Purchasing Prostitution	0	0.0	0	0.0
<b>Human Trafficking Offenses (Total)</b>	<b>0</b>	<b>0.0</b>	<b>0</b>	<b>0.0</b>
Commercial Sex Acts	0	0.0	0	0.0
Involuntary Servitude	0	0.0	0	0.0
<b>Bribery</b>	<b>0</b>	<b>0.0</b>	<b>0</b>	<b>0.0</b>
<b>Weapon Law Violations</b>	<b>0</b>	<b>0.0</b>	<b>0</b>	<b>0.0</b>
<b>Animal Cruelty</b>	<b>0</b>	<b>0.0</b>	<b>0</b>	<b>0.0</b>

GROUP B OFFENSES	Offenses	Rate per 1,000
Bad Checks	0	0.0
Curfew/Vagrancy	0	0.0
Disorderly Conduct	0	0.0
DUI	1	0.2
Drunkenness	0	0.0
Family-Non Violent	0	0.0
Liquor Law Violations	0	0.0
Peeping Tom	0	0.0
Trespass	0	0.0
All Other Offenses	0	0.0

2023 Fall Term Campus Population	
Undergraduate Enrollment	2,921
Graduate Enrollment	1,625
Staff Personnel	727
Faculty Personnel	769
Security Personnel	22
<b>Total Campus Population</b>	<b>6,064</b>





## Maryville College - 2023

GROUP A OFFENSES	Offense	Rate per 1,000	Cleared	% Cleared
<b>Homicide Offenses (Total)</b>	<b>0</b>	<b>0.0</b>	<b>0</b>	<b>0.0</b>
Murder	0	0.0	0	0.0
Negligent Manslaughter	0	0.0	0	0.0
Negligent Vehicular Manslaughter	0	0.0	0	0.0
<b>Kidnapping/Abduction</b>	<b>0</b>	<b>0.0</b>	<b>0</b>	<b>0.0</b>
<b>Sex Offenses (Forcible) (Total)</b>	<b>0</b>	<b>0.0</b>	<b>0</b>	<b>0.0</b>
Forcible Rape	0	0.0	0	0.0
Forcible Sodomy	0	0.0	0	0.0
Sexual Assault W/Object	0	0.0	0	0.0
Forcible Fondling	0	0.0	0	0.0
<b>Robbery</b>	<b>0</b>	<b>0.0</b>	<b>0</b>	<b>0.0</b>
<b>Assault Offenses (Total)</b>	<b>2</b>	<b>1.4</b>	<b>0</b>	<b>0.0</b>
Aggravated Assault	0	0.0	0	0.0
Simple Assault	1	0.7	0	0.0
Intimidation	0	0.0	0	0.0
Stalking	1	0.7	0	0.0
<b>Arson</b>	<b>1</b>	<b>0.7</b>	<b>0</b>	<b>0.0</b>
<b>Extortion/Blackmail</b>	<b>1</b>	<b>0.7</b>	<b>0</b>	<b>0.0</b>
<b>Burglary</b>	<b>0</b>	<b>0.0</b>	<b>0</b>	<b>0.0</b>
<b>Larceny/Theft Offenses (Total)</b>	<b>2</b>	<b>1.4</b>	<b>0</b>	<b>0.0</b>
Theft - Pocket-picking	0	0.0	0	0.0
Theft - Purse Snatching	0	0.0	0	0.0
Theft - Shoplifting	0	0.0	0	0.0
Theft From Building	1	0.7	0	0.0
Theft From Coin Machine	0	0.0	0	0.0
Theft From Motor Vehicle	0	0.0	0	0.0
Theft of Motor Vehicle Parts	1	0.7	0	0.0
Theft - All Other Larceny	0	0.0	0	0.0
<b>Motor Vehicle Theft</b>	<b>1</b>	<b>0.7</b>	<b>1</b>	<b>100.0</b>
<b>Counterfeiting/Forgery</b>	<b>0</b>	<b>0.0</b>	<b>0</b>	<b>0.0</b>
<b>Fraud Offenses (Total)</b>	<b>0</b>	<b>0.0</b>	<b>0</b>	<b>0.0</b>
Fraud - Computer Hacking/Invasion	0	0.0	0	0.0
Fraud - Credit Card/ATM	0	0.0	0	0.0
Fraud - False Pretenses	0	0.0	0	0.0
Fraud - Identity Theft	0	0.0	0	0.0
Fraud - Impersonation	0	0.0	0	0.0
Fraud - Welfare	0	0.0	0	0.0
Fraud - Wire	0	0.0	0	0.0
<b>Embezzlement</b>	<b>0</b>	<b>0.0</b>	<b>0</b>	<b>0.0</b>
<b>Stolen Property Offenses</b>	<b>0</b>	<b>0.0</b>	<b>0</b>	<b>0.0</b>
<b>Destruction/Damage/Vandalism</b>	<b>1</b>	<b>0.7</b>	<b>0</b>	<b>0.0</b>
<b>Drug/Narcotic Violations (Total)</b>	<b>0</b>	<b>0.0</b>	<b>0</b>	<b>0.0</b>
Drug/Narcotic Violations	0	0.0	0	0.0
Drug/Narcotic Equipment Violations	0	0.0	0	0.0

GROUP A OFFENSES	Offense	Rate per 1,000	Cleared	% Cleared
<b>Sex Offenses (Nonforcible) (Total)</b>	<b>0</b>	<b>0.0</b>	<b>0</b>	<b>0.0</b>
Incest	0	0.0	0	0.0
Statutory Rape	0	0.0	0	0.0
<b>Pornography/Obscene Material</b>	<b>0</b>	<b>0.0</b>	<b>0</b>	<b>0.0</b>
<b>Gambling Offenses (Total)</b>	<b>0</b>	<b>0.0</b>	<b>0</b>	<b>0.0</b>
Gambling - Betting/Wagering	0	0.0	0	0.0
Gambling - Operating/Promoting	0	0.0	0	0.0
Gambling - Equipment Violations	0	0.0	0	0.0
Gambling - Sports Tampering	0	0.0	0	0.0
<b>Prostitution Offenses (Total)</b>	<b>0</b>	<b>0.0</b>	<b>0</b>	<b>0.0</b>
Prostitution	0	0.0	0	0.0
Prostitution Assisting/Promoting	0	0.0	0	0.0
Purchasing Prostitution	0	0.0	0	0.0
<b>Human Trafficking Offenses (Total)</b>	<b>0</b>	<b>0.0</b>	<b>0</b>	<b>0.0</b>
Commercial Sex Acts	0	0.0	0	0.0
Involuntary Servitude	0	0.0	0	0.0
<b>Bribery</b>	<b>0</b>	<b>0.0</b>	<b>0</b>	<b>0.0</b>
<b>Weapon Law Violations</b>	<b>0</b>	<b>0.0</b>	<b>0</b>	<b>0.0</b>
<b>Animal Cruelty</b>	<b>0</b>	<b>0.0</b>	<b>0</b>	<b>0.0</b>

GROUP B OFFENSES	Offenses	Rate per 1,000
Bad Checks	0	0.0
Curfew/Vagrancy	0	0.0
Disorderly Conduct	0	0.0
DUI	0	0.0
Drunkenness	0	0.0
Family-Non Violent	0	0.0
Liquor Law Violations	0	0.0
Peeping Tom	0	0.0
Trespass	0	0.0
All Other Offenses	0	0.0

2023 Fall Term Campus Population	
Undergraduate Enrollment	1,069
Graduate Enrollment	4
Staff Personnel	236
Faculty Personnel	136
Security Personnel	7
<b>Total Campus Population</b>	<b>1,452</b>



## Meharry Medical College - 2023

GROUP A OFFENSES	Offense	Rate per 1,000	Cleared	% Cleared
<b>Homicide Offenses (Total)</b>	<b>0</b>	<b>0.0</b>	<b>0</b>	<b>0.0</b>
Murder	0	0.0	0	0.0
Negligent Manslaughter	0	0.0	0	0.0
Negligent Vehicular Manslaughter	0	0.0	0	0.0
<b>Kidnapping/Abduction</b>	<b>0</b>	<b>0.0</b>	<b>0</b>	<b>0.0</b>
<b>Sex Offenses (Forcible) (Total)</b>	<b>0</b>	<b>0.0</b>	<b>0</b>	<b>0.0</b>
Forcible Rape	0	0.0	0	0.0
Forcible Sodomy	0	0.0	0	0.0
Sexual Assault W/Object	0	0.0	0	0.0
Forcible Fondling	0	0.0	0	0.0
<b>Robbery</b>	<b>0</b>	<b>0.0</b>	<b>0</b>	<b>0.0</b>
<b>Assault Offenses (Total)</b>	<b>0</b>	<b>0.0</b>	<b>0</b>	<b>0.0</b>
Aggravated Assault	0	0.0	0	0.0
Simple Assault	0	0.0	0	0.0
Intimidation	0	0.0	0	0.0
Stalking	0	0.0	0	0.0
<b>Arson</b>	<b>0</b>	<b>0.0</b>	<b>0</b>	<b>0.0</b>
<b>Extortion/Blackmail</b>	<b>0</b>	<b>0.0</b>	<b>0</b>	<b>0.0</b>
<b>Burglary</b>	<b>0</b>	<b>0.0</b>	<b>0</b>	<b>0.0</b>
<b>Larceny/Theft Offenses (Total)</b>	<b>0</b>	<b>0.0</b>	<b>0</b>	<b>0.0</b>
Theft - Pocket-picking	0	0.0	0	0.0
Theft - Purse Snatching	0	0.0	0	0.0
Theft - Shoplifting	0	0.0	0	0.0
Theft From Building	0	0.0	0	0.0
Theft From Coin Machine	0	0.0	0	0.0
Theft From Motor Vehicle	0	0.0	0	0.0
Theft of Motor Vehicle Parts	0	0.0	0	0.0
Theft - All Other Larceny	0	0.0	0	0.0
<b>Motor Vehicle Theft</b>	<b>0</b>	<b>0.0</b>	<b>0</b>	<b>0.0</b>
<b>Counterfeiting/Forgery</b>	<b>0</b>	<b>0.0</b>	<b>0</b>	<b>0.0</b>
<b>Fraud Offenses (Total)</b>	<b>0</b>	<b>0.0</b>	<b>0</b>	<b>0.0</b>
Fraud - Computer Hacking/Invasion	0	0.0	0	0.0
Fraud - Credit Card/ATM	0	0.0	0	0.0
Fraud - False Pretenses	0	0.0	0	0.0
Fraud - Identity Theft	0	0.0	0	0.0
Fraud - Impersonation	0	0.0	0	0.0
Fraud - Welfare	0	0.0	0	0.0
Fraud - Wire	0	0.0	0	0.0
<b>Embezzlement</b>	<b>0</b>	<b>0.0</b>	<b>0</b>	<b>0.0</b>
<b>Stolen Property Offenses</b>	<b>0</b>	<b>0.0</b>	<b>0</b>	<b>0.0</b>
<b>Destruction/Damage/Vandalism</b>	<b>1</b>	<b>0.5</b>	<b>1</b>	<b>100.0</b>
<b>Drug/Narcotic Violations (Total)</b>	<b>0</b>	<b>0.0</b>	<b>0</b>	<b>0.0</b>
Drug/Narcotic Violations	0	0.0	0	0.0
Drug/Narcotic Equipment Violations	0	0.0	0	0.0

GROUP A OFFENSES	Offense	Rate per 1,000	Cleared	% Cleared
<b>Sex Offenses (Nonforcible) (Total)</b>	<b>0</b>	<b>0.0</b>	<b>0</b>	<b>0.0</b>
Incest	0	0.0	0	0.0
Statutory Rape	0	0.0	0	0.0
<b>Pornography/Obscene Material</b>	<b>0</b>	<b>0.0</b>	<b>0</b>	<b>0.0</b>
<b>Gambling Offenses (Total)</b>	<b>0</b>	<b>0.0</b>	<b>0</b>	<b>0.0</b>
Gambling - Betting/Wagering	0	0.0	0	0.0
Gambling - Operating/Promoting	0	0.0	0	0.0
Gambling - Equipment Violations	0	0.0	0	0.0
Gambling - Sports Tampering	0	0.0	0	0.0
<b>Prostitution Offenses (Total)</b>	<b>0</b>	<b>0.0</b>	<b>0</b>	<b>0.0</b>
Prostitution	0	0.0	0	0.0
Prostitution Assisting/Promoting	0	0.0	0	0.0
Purchasing Prostitution	0	0.0	0	0.0
<b>Human Trafficking Offenses (Total)</b>	<b>0</b>	<b>0.0</b>	<b>0</b>	<b>0.0</b>
Commercial Sex Acts	0	0.0	0	0.0
Involuntary Servitude	0	0.0	0	0.0
<b>Bribery</b>	<b>0</b>	<b>0.0</b>	<b>0</b>	<b>0.0</b>
<b>Weapon Law Violations</b>	<b>0</b>	<b>0.0</b>	<b>0</b>	<b>0.0</b>
<b>Animal Cruelty</b>	<b>0</b>	<b>0.0</b>	<b>0</b>	<b>0.0</b>

GROUP B OFFENSES	Offenses	Rate per 1,000
Bad Checks	0	0.0
Curfew/Vagrancy	0	0.0
Disorderly Conduct	0	0.0
DUI	0	0.0
Drunkenness	0	0.0
Family-Non Violent	0	0.0
Liquor Law Violations	0	0.0
Peeping Tom	0	0.0
Trespass	1	0.5
All Other Offenses	0	0.0

2023 Fall Term Campus Population	
Undergraduate Enrollment	0
Graduate Enrollment	1,084
Staff Personnel	662
Faculty Personnel	227
Security Personnel	19
<b>Total Campus Population</b>	<b>1,992</b>



## Middle Tennessee State University - 2023

GROUP A OFFENSES	Offense	Rate per 1,000	Cleared	% Cleared
<b>Homicide Offenses (Total)</b>	<b>0</b>	<b>0.0</b>	<b>0</b>	<b>0.0</b>
Murder	0	0.0	0	0.0
Negligent Manslaughter	0	0.0	0	0.0
Negligent Vehicular Manslaughter	0	0.0	0	0.0
<b>Kidnapping/Abduction</b>	<b>0</b>	<b>0.0</b>	<b>0</b>	<b>0.0</b>
<b>Sex Offenses (Forcible) (Total)</b>	<b>4</b>	<b>0.2</b>	<b>2</b>	<b>50.0</b>
Forcible Rape	1	0.1	1	100.0
Forcible Sodomy	1	0.1	0	0.0
Sexual Assault W/Object	0	0.0	0	0.0
Forcible Fondling	2	0.1	1	50.0
<b>Robbery</b>	<b>1</b>	<b>0.1</b>	<b>1</b>	<b>100.0</b>
<b>Assault Offenses (Total)</b>	<b>22</b>	<b>1.2</b>	<b>7</b>	<b>31.8</b>
Aggravated Assault	0	0.0	0	0.0
Simple Assault	12	0.7	5	41.7
Intimidation	7	0.4	0	0.0
Stalking	3	0.2	2	66.7
<b>Arson</b>	<b>0</b>	<b>0.0</b>	<b>0</b>	<b>0.0</b>
<b>Extortion/Blackmail</b>	<b>3</b>	<b>0.2</b>	<b>0</b>	<b>0.0</b>
<b>Burglary</b>	<b>0</b>	<b>0.0</b>	<b>0</b>	<b>0.0</b>
<b>Larceny/Theft Offenses (Total)</b>	<b>65</b>	<b>3.5</b>	<b>16</b>	<b>24.6</b>
Theft - Pocket-picking	0	0.0	0	0.0
Theft - Purse Snatching	1	0.1	0	0.0
Theft - Shoplifting	0	0.0	0	0.0
Theft From Building	33	1.8	3	9.1
Theft From Coin Machine	1	0.1	0	0.0
Theft From Motor Vehicle	1	0.1	0	0.0
Theft of Motor Vehicle Parts	11	0.6	10	90.9
Theft - All Other Larceny	18	1.0	3	16.7
<b>Motor Vehicle Theft</b>	<b>1</b>	<b>0.1</b>	<b>0</b>	<b>0.0</b>
<b>Counterfeiting/Forgery</b>	<b>1</b>	<b>0.1</b>	<b>1</b>	<b>100.0</b>
<b>Fraud Offenses (Total)</b>	<b>4</b>	<b>0.2</b>	<b>2</b>	<b>50.0</b>
Fraud - Computer Hacking/Invasion	0	0.0	0	0.0
Fraud - Credit Card/ATM	1	0.1	1	100.0
Fraud - False Pretenses	0	0.0	0	0.0
Fraud - Identity Theft	0	0.0	0	0.0
Fraud - Impersonation	1	0.1	1	100.0
Fraud - Welfare	0	0.0	0	0.0
Fraud - Wire	2	0.1	0	0.0
<b>Embezzlement</b>	<b>0</b>	<b>0.0</b>	<b>0</b>	<b>0.0</b>
<b>Stolen Property Offenses</b>	<b>0</b>	<b>0.0</b>	<b>0</b>	<b>0.0</b>
<b>Destruction/Damage/Vandalism</b>	<b>25</b>	<b>1.4</b>	<b>5</b>	<b>20.0</b>
<b>Drug/Narcotic Violations (Total)</b>	<b>137</b>	<b>7.4</b>	<b>119</b>	<b>86.9</b>
Drug/Narcotic Violations	89	4.8	75	84.3
Drug/Narcotic Equipment Violations	48	2.6	44	91.7

GROUP A OFFENSES	Offense	Rate per 1,000	Cleared	% Cleared
<b>Sex Offenses (Nonforcible) (Total)</b>	<b>0</b>	<b>0.0</b>	<b>0</b>	<b>0.0</b>
Incest	0	0.0	0	0.0
Statutory Rape	0	0.0	0	0.0
<b>Pornography/Obscene Material</b>	<b>0</b>	<b>0.0</b>	<b>0</b>	<b>0.0</b>
<b>Gambling Offenses (Total)</b>	<b>0</b>	<b>0.0</b>	<b>0</b>	<b>0.0</b>
Gambling - Betting/Wagering	0	0.0	0	0.0
Gambling - Operating/Promoting	0	0.0	0	0.0
Gambling - Equipment Violations	0	0.0	0	0.0
Gambling - Sports Tampering	0	0.0	0	0.0
<b>Prostitution Offenses (Total)</b>	<b>1</b>	<b>0.1</b>	<b>0</b>	<b>0.0</b>
Prostitution	0	0.0	0	0.0
Prostitution Assisting/Promoting	0	0.0	0	0.0
Purchasing Prostitution	1	0.1	0	0.0
<b>Human Trafficking Offenses (Total)</b>	<b>0</b>	<b>0.0</b>	<b>0</b>	<b>0.0</b>
Commercial Sex Acts	0	0.0	0	0.0
Involuntary Servitude	0	0.0	0	0.0
<b>Bribery</b>	<b>0</b>	<b>0.0</b>	<b>0</b>	<b>0.0</b>
<b>Weapon Law Violations</b>	<b>5</b>	<b>0.3</b>	<b>5</b>	<b>100.0</b>
<b>Animal Cruelty</b>	<b>0</b>	<b>0.0</b>	<b>0</b>	<b>0.0</b>

GROUP B OFFENSES	Offenses	Rate per 1,000
Bad Checks	0	0.0
Curfew/Vagrancy	0	0.0
Disorderly Conduct	0	0.0
DUI	32	1.7
Drunkenness	5	0.3
Family-Non Violent	0	0.0
Liquor Law Violations	5	0.3
Peeping Tom	0	0.0
Trespass	1	0.1
All Other Offenses	10	0.5

2023 Fall Term Campus Population	
Undergraduate Enrollment	14,777
Graduate Enrollment	1,401
Staff Personnel	1,243
Faculty Personnel	973
Security Personnel	34
<b>Total Campus Population</b>	<b>18,428</b>



## Milligan College - 2023

GROUP A OFFENSES	Offense	Rate per 1,000	Cleared	% Cleared
<b>Homicide Offenses (Total)</b>	<b>0</b>	<b>0.0</b>	<b>0</b>	<b>0.0</b>
Murder	0	0.0	0	0.0
Negligent Manslaughter	0	0.0	0	0.0
Negligent Vehicular Manslaughter	0	0.0	0	0.0
<b>Kidnapping/Abduction</b>	<b>0</b>	<b>0.0</b>	<b>0</b>	<b>0.0</b>
<b>Sex Offenses (Forcible) (Total)</b>	<b>0</b>	<b>0.0</b>	<b>0</b>	<b>0.0</b>
Forcible Rape	0	0.0	0	0.0
Forcible Sodomy	0	0.0	0	0.0
Sexual Assault W/Object	0	0.0	0	0.0
Forcible Fondling	0	0.0	0	0.0
<b>Robbery</b>	<b>0</b>	<b>0.0</b>	<b>0</b>	<b>0.0</b>
<b>Assault Offenses (Total)</b>	<b>0</b>	<b>0.0</b>	<b>0</b>	<b>0.0</b>
Aggravated Assault	0	0.0	0	0.0
Simple Assault	0	0.0	0	0.0
Intimidation	0	0.0	0	0.0
Stalking	0	0.0	0	0.0
<b>Arson</b>	<b>0</b>	<b>0.0</b>	<b>0</b>	<b>0.0</b>
<b>Extortion/Blackmail</b>	<b>0</b>	<b>0.0</b>	<b>0</b>	<b>0.0</b>
<b>Burglary</b>	<b>0</b>	<b>0.0</b>	<b>0</b>	<b>0.0</b>
<b>Larceny/Theft Offenses (Total)</b>	<b>1</b>	<b>0.7</b>	<b>0</b>	<b>0.0</b>
Theft - Pocket-picking	0	0.0	0	0.0
Theft - Purse Snatching	0	0.0	0	0.0
Theft - Shoplifting	0	0.0	0	0.0
Theft From Building	0	0.0	0	0.0
Theft From Coin Machine	0	0.0	0	0.0
Theft From Motor Vehicle	1	0.7	0	0.0
Theft of Motor Vehicle Parts	0	0.0	0	0.0
Theft - All Other Larceny	0	0.0	0	0.0
<b>Motor Vehicle Theft</b>	<b>0</b>	<b>0.0</b>	<b>0</b>	<b>0.0</b>
<b>Counterfeiting/Forgery</b>	<b>0</b>	<b>0.0</b>	<b>0</b>	<b>0.0</b>
<b>Fraud Offenses (Total)</b>	<b>0</b>	<b>0.0</b>	<b>0</b>	<b>0.0</b>
Fraud - Computer Hacking/Invasion	0	0.0	0	0.0
Fraud - Credit Card/ATM	0	0.0	0	0.0
Fraud - False Pretenses	0	0.0	0	0.0
Fraud - Identity Theft	0	0.0	0	0.0
Fraud - Impersonation	0	0.0	0	0.0
Fraud - Welfare	0	0.0	0	0.0
Fraud - Wire	0	0.0	0	0.0
<b>Embezzlement</b>	<b>0</b>	<b>0.0</b>	<b>0</b>	<b>0.0</b>
<b>Stolen Property Offenses</b>	<b>0</b>	<b>0.0</b>	<b>0</b>	<b>0.0</b>
<b>Destruction/Damage/Vandalism</b>	<b>0</b>	<b>0.0</b>	<b>0</b>	<b>0.0</b>
<b>Drug/Narcotic Violations (Total)</b>	<b>0</b>	<b>0.0</b>	<b>0</b>	<b>0.0</b>
Drug/Narcotic Violations	0	0.0	0	0.0
Drug/Narcotic Equipment Violations	0	0.0	0	0.0

GROUP A OFFENSES	Offense	Rate per 1,000	Cleared	% Cleared
<b>Sex Offenses (Nonforcible) (Total)</b>	<b>0</b>	<b>0.0</b>	<b>0</b>	<b>0.0</b>
Incest	0	0.0	0	0.0
Statutory Rape	0	0.0	0	0.0
<b>Pornography/Obscene Material</b>	<b>0</b>	<b>0.0</b>	<b>0</b>	<b>0.0</b>
<b>Gambling Offenses (Total)</b>	<b>0</b>	<b>0.0</b>	<b>0</b>	<b>0.0</b>
Gambling - Betting/Wagering	0	0.0	0	0.0
Gambling - Operating/Promoting	0	0.0	0	0.0
Gambling - Equipment Violations	0	0.0	0	0.0
Gambling - Sports Tampering	0	0.0	0	0.0
<b>Prostitution Offenses (Total)</b>	<b>0</b>	<b>0.0</b>	<b>0</b>	<b>0.0</b>
Prostitution	0	0.0	0	0.0
Prostitution Assisting/Promoting	0	0.0	0	0.0
Purchasing Prostitution	0	0.0	0	0.0
<b>Human Trafficking Offenses (Total)</b>	<b>0</b>	<b>0.0</b>	<b>0</b>	<b>0.0</b>
Commercial Sex Acts	0	0.0	0	0.0
Involuntary Servitude	0	0.0	0	0.0
<b>Bribery</b>	<b>0</b>	<b>0.0</b>	<b>0</b>	<b>0.0</b>
<b>Weapon Law Violations</b>	<b>0</b>	<b>0.0</b>	<b>0</b>	<b>0.0</b>
<b>Animal Cruelty</b>	<b>0</b>	<b>0.0</b>	<b>0</b>	<b>0.0</b>

GROUP B OFFENSES	Offenses	Rate per 1,000
Bad Checks	0	0.0
Curfew/Vagrancy	0	0.0
Disorderly Conduct	0	0.0
DUI	0	0.0
Drunkenness	0	0.0
Family-Non Violent	0	0.0
Liquor Law Violations	3	2.1
Peeping Tom	0	0.0
Trespass	0	0.0
All Other Offenses	0	0.0

2023 Fall Term Campus Population	
Undergraduate Enrollment	827
Graduate Enrollment	331
Staff Personnel	154
Faculty Personnel	130
Security Personnel	5
<b>Total Campus Population</b>	<b>1,447</b>



## Motlow State Community College - 2023

GROUP A OFFENSES	Offense	Rate per 1,000	Cleared	% Cleared
<b>Homicide Offenses (Total)</b>	<b>0</b>	<b>0.0</b>	<b>0</b>	<b>0.0</b>
Murder	0	0.0	0	0.0
Negligent Manslaughter	0	0.0	0	0.0
Negligent Vehicular Manslaughter	0	0.0	0	0.0
<b>Kidnapping/Abduction</b>	<b>0</b>	<b>0.0</b>	<b>0</b>	<b>0.0</b>
<b>Sex Offenses (Forcible) (Total)</b>	<b>0</b>	<b>0.0</b>	<b>0</b>	<b>0.0</b>
Forcible Rape	0	0.0	0	0.0
Forcible Sodomy	0	0.0	0	0.0
Sexual Assault W/Object	0	0.0	0	0.0
Forcible Fondling	0	0.0	0	0.0
<b>Robbery</b>	<b>0</b>	<b>0.0</b>	<b>0</b>	<b>0.0</b>
<b>Assault Offenses (Total)</b>	<b>0</b>	<b>0.0</b>	<b>0</b>	<b>0.0</b>
Aggravated Assault	0	0.0	0	0.0
Simple Assault	0	0.0	0	0.0
Intimidation	0	0.0	0	0.0
Stalking	0	0.0	0	0.0
<b>Arson</b>	<b>0</b>	<b>0.0</b>	<b>0</b>	<b>0.0</b>
<b>Extortion/Blackmail</b>	<b>0</b>	<b>0.0</b>	<b>0</b>	<b>0.0</b>
<b>Burglary</b>	<b>1</b>	<b>0.2</b>	<b>0</b>	<b>0.0</b>
<b>Larceny/Theft Offenses (Total)</b>	<b>1</b>	<b>0.2</b>	<b>0</b>	<b>0.0</b>
Theft - Pocket-picking	0	0.0	0	0.0
Theft - Purse Snatching	0	0.0	0	0.0
Theft - Shoplifting	0	0.0	0	0.0
Theft From Building	0	0.0	0	0.0
Theft From Coin Machine	0	0.0	0	0.0
Theft From Motor Vehicle	0	0.0	0	0.0
Theft of Motor Vehicle Parts	0	0.0	0	0.0
Theft - All Other Larceny	1	0.2	0	0.0
<b>Motor Vehicle Theft</b>	<b>0</b>	<b>0.0</b>	<b>0</b>	<b>0.0</b>
<b>Counterfeiting/Forgery</b>	<b>0</b>	<b>0.0</b>	<b>0</b>	<b>0.0</b>
<b>Fraud Offenses (Total)</b>	<b>0</b>	<b>0.0</b>	<b>0</b>	<b>0.0</b>
Fraud - Computer Hacking/Invasion	0	0.0	0	0.0
Fraud - Credit Card/ATM	0	0.0	0	0.0
Fraud - False Pretenses	0	0.0	0	0.0
Fraud - Identity Theft	0	0.0	0	0.0
Fraud - Impersonation	0	0.0	0	0.0
Fraud - Welfare	0	0.0	0	0.0
Fraud - Wire	0	0.0	0	0.0
<b>Embezzlement</b>	<b>0</b>	<b>0.0</b>	<b>0</b>	<b>0.0</b>
<b>Stolen Property Offenses</b>	<b>0</b>	<b>0.0</b>	<b>0</b>	<b>0.0</b>
<b>Destruction/Damage/Vandalism</b>	<b>0</b>	<b>0.0</b>	<b>0</b>	<b>0.0</b>
<b>Drug/Narcotic Violations (Total)</b>	<b>1</b>	<b>0.2</b>	<b>1</b>	<b>100.0</b>
Drug/Narcotic Violations	1	0.2	1	100.0
Drug/Narcotic Equipment Violations	0	0.0	0	0.0

GROUP A OFFENSES	Offense	Rate per 1,000	Cleared	% Cleared
<b>Sex Offenses (Nonforcible) (Total)</b>	<b>0</b>	<b>0.0</b>	<b>0</b>	<b>0.0</b>
Incest	0	0.0	0	0.0
Statutory Rape	0	0.0	0	0.0
<b>Pornography/Obscene Material</b>	<b>0</b>	<b>0.0</b>	<b>0</b>	<b>0.0</b>
<b>Gambling Offenses (Total)</b>	<b>0</b>	<b>0.0</b>	<b>0</b>	<b>0.0</b>
Gambling - Betting/Wagering	0	0.0	0	0.0
Gambling - Operating/Promoting	0	0.0	0	0.0
Gambling - Equipment Violations	0	0.0	0	0.0
Gambling - Sports Tampering	0	0.0	0	0.0
<b>Prostitution Offenses (Total)</b>	<b>0</b>	<b>0.0</b>	<b>0</b>	<b>0.0</b>
Prostitution	0	0.0	0	0.0
Prostitution Assisting/Promoting	0	0.0	0	0.0
Purchasing Prostitution	0	0.0	0	0.0
<b>Human Trafficking Offenses (Total)</b>	<b>0</b>	<b>0.0</b>	<b>0</b>	<b>0.0</b>
Commercial Sex Acts	0	0.0	0	0.0
Involuntary Servitude	0	0.0	0	0.0
<b>Bribery</b>	<b>0</b>	<b>0.0</b>	<b>0</b>	<b>0.0</b>
<b>Weapon Law Violations</b>	<b>0</b>	<b>0.0</b>	<b>0</b>	<b>0.0</b>
<b>Animal Cruelty</b>	<b>0</b>	<b>0.0</b>	<b>0</b>	<b>0.0</b>

GROUP B OFFENSES	Offenses	Rate per 1,000
Bad Checks	0	0.0
Curfew/Vagrancy	0	0.0
Disorderly Conduct	0	0.0
DUI	0	0.0
Drunkenness	0	0.0
Family-Non Violent	0	0.0
Liquor Law Violations	0	0.0
Peeping Tom	0	0.0
Trespass	0	0.0
All Other Offenses	0	0.0

2023 Fall Term Campus Population	
Undergraduate Enrollment	3,948
Graduate Enrollment	0
Staff Personnel	183
Faculty Personnel	256
Security Personnel	7
<b>Total Campus Population</b>	<b>4,394</b>



## Nashville State Community College - 2023

GROUP A OFFENSES	Offense	Rate per 1,000	Cleared	% Cleared
<b>Homicide Offenses (Total)</b>	<b>0</b>	<b>0.0</b>	<b>0</b>	<b>0.0</b>
Murder	0	0.0	0	0.0
Negligent Manslaughter	0	0.0	0	0.0
Negligent Vehicular Manslaughter	0	0.0	0	0.0
<b>Kidnapping/Abduction</b>	<b>0</b>	<b>0.0</b>	<b>0</b>	<b>0.0</b>
<b>Sex Offenses (Forcible) (Total)</b>	<b>0</b>	<b>0.0</b>	<b>0</b>	<b>0.0</b>
Forcible Rape	0	0.0	0	0.0
Forcible Sodomy	0	0.0	0	0.0
Sexual Assault W/Object	0	0.0	0	0.0
Forcible Fondling	0	0.0	0	0.0
<b>Robbery</b>	<b>0</b>	<b>0.0</b>	<b>0</b>	<b>0.0</b>
<b>Assault Offenses (Total)</b>	<b>0</b>	<b>0.0</b>	<b>0</b>	<b>0.0</b>
Aggravated Assault	0	0.0	0	0.0
Simple Assault	0	0.0	0	0.0
Intimidation	0	0.0	0	0.0
Stalking	0	0.0	0	0.0
<b>Arson</b>	<b>0</b>	<b>0.0</b>	<b>0</b>	<b>0.0</b>
<b>Extortion/Blackmail</b>	<b>0</b>	<b>0.0</b>	<b>0</b>	<b>0.0</b>
<b>Burglary</b>	<b>0</b>	<b>0.0</b>	<b>0</b>	<b>0.0</b>
<b>Larceny/Theft Offenses (Total)</b>	<b>0</b>	<b>0.0</b>	<b>0</b>	<b>0.0</b>
Theft - Pocket-picking	0	0.0	0	0.0
Theft - Purse Snatching	0	0.0	0	0.0
Theft - Shoplifting	0	0.0	0	0.0
Theft From Building	0	0.0	0	0.0
Theft From Coin Machine	0	0.0	0	0.0
Theft From Motor Vehicle	0	0.0	0	0.0
Theft of Motor Vehicle Parts	0	0.0	0	0.0
Theft - All Other Larceny	0	0.0	0	0.0
<b>Motor Vehicle Theft</b>	<b>1</b>	<b>0.3</b>	<b>0</b>	<b>0.0</b>
<b>Counterfeiting/Forgery</b>	<b>0</b>	<b>0.0</b>	<b>0</b>	<b>0.0</b>
<b>Fraud Offenses (Total)</b>	<b>0</b>	<b>0.0</b>	<b>0</b>	<b>0.0</b>
Fraud - Computer Hacking/Invasion	0	0.0	0	0.0
Fraud - Credit Card/ATM	0	0.0	0	0.0
Fraud - False Pretenses	0	0.0	0	0.0
Fraud - Identity Theft	0	0.0	0	0.0
Fraud - Impersonation	0	0.0	0	0.0
Fraud - Welfare	0	0.0	0	0.0
Fraud - Wire	0	0.0	0	0.0
<b>Embezzlement</b>	<b>0</b>	<b>0.0</b>	<b>0</b>	<b>0.0</b>
<b>Stolen Property Offenses</b>	<b>0</b>	<b>0.0</b>	<b>0</b>	<b>0.0</b>
<b>Destruction/Damage/Vandalism</b>	<b>1</b>	<b>0.3</b>	<b>0</b>	<b>0.0</b>
<b>Drug/Narcotic Violations (Total)</b>	<b>0</b>	<b>0.0</b>	<b>0</b>	<b>0.0</b>
Drug/Narcotic Violations	0	0.0	0	0.0
Drug/Narcotic Equipment Violations	0	0.0	0	0.0

GROUP A OFFENSES	Offense	Rate per 1,000	Cleared	% Cleared
<b>Sex Offenses (Nonforcible) (Total)</b>	<b>0</b>	<b>0.0</b>	<b>0</b>	<b>0.0</b>
Incest	0	0.0	0	0.0
Statutory Rape	0	0.0	0	0.0
<b>Pornography/Obscene Material</b>	<b>0</b>	<b>0.0</b>	<b>0</b>	<b>0.0</b>
<b>Gambling Offenses (Total)</b>	<b>0</b>	<b>0.0</b>	<b>0</b>	<b>0.0</b>
Gambling - Betting/Wagering	0	0.0	0	0.0
Gambling - Operating/Promoting	0	0.0	0	0.0
Gambling - Equipment Violations	0	0.0	0	0.0
Gambling - Sports Tampering	0	0.0	0	0.0
<b>Prostitution Offenses (Total)</b>	<b>0</b>	<b>0.0</b>	<b>0</b>	<b>0.0</b>
Prostitution	0	0.0	0	0.0
Prostitution Assisting/Promoting	0	0.0	0	0.0
Purchasing Prostitution	0	0.0	0	0.0
<b>Human Trafficking Offenses (Total)</b>	<b>0</b>	<b>0.0</b>	<b>0</b>	<b>0.0</b>
Commercial Sex Acts	0	0.0	0	0.0
Involuntary Servitude	0	0.0	0	0.0
<b>Bribery</b>	<b>0</b>	<b>0.0</b>	<b>0</b>	<b>0.0</b>
<b>Weapon Law Violations</b>	<b>1</b>	<b>0.3</b>	<b>1</b>	<b>100.0</b>
<b>Animal Cruelty</b>	<b>0</b>	<b>0.0</b>	<b>0</b>	<b>0.0</b>

GROUP B OFFENSES	Offenses	Rate per 1,000
Bad Checks	0	0.0
Curfew/Vagrancy	0	0.0
Disorderly Conduct	0	0.0
DUI	0	0.0
Drunkenness	0	0.0
Family-Non Violent	0	0.0
Liquor Law Violations	0	0.0
Peeping Tom	0	0.0
Trespass	0	0.0
All Other Offenses	0	0.0

2023 Fall Term Campus Population	
Undergraduate Enrollment	2,819
Graduate Enrollment	0
Staff Personnel	212
Faculty Personnel	350
Security Personnel	17
<b>Total Campus Population</b>	<b>3,398</b>



## Northeast State Community College - 2023

GROUP A OFFENSES	Offense	Rate per 1,000	Cleared	% Cleared
<b>Homicide Offenses (Total)</b>	<b>0</b>	<b>0.0</b>	<b>0</b>	<b>0.0</b>
Murder	0	0.0	0	0.0
Negligent Manslaughter	0	0.0	0	0.0
Negligent Vehicular Manslaughter	0	0.0	0	0.0
<b>Kidnapping/Abduction</b>	<b>0</b>	<b>0.0</b>	<b>0</b>	<b>0.0</b>
<b>Sex Offenses (Forcible) (Total)</b>	<b>0</b>	<b>0.0</b>	<b>0</b>	<b>0.0</b>
Forcible Rape	0	0.0	0	0.0
Forcible Sodomy	0	0.0	0	0.0
Sexual Assault W/Object	0	0.0	0	0.0
Forcible Fondling	0	0.0	0	0.0
<b>Robbery</b>	<b>0</b>	<b>0.0</b>	<b>0</b>	<b>0.0</b>
<b>Assault Offenses (Total)</b>	<b>0</b>	<b>0.0</b>	<b>0</b>	<b>0.0</b>
Aggravated Assault	0	0.0	0	0.0
Simple Assault	0	0.0	0	0.0
Intimidation	0	0.0	0	0.0
Stalking	0	0.0	0	0.0
<b>Arson</b>	<b>0</b>	<b>0.0</b>	<b>0</b>	<b>0.0</b>
<b>Extortion/Blackmail</b>	<b>0</b>	<b>0.0</b>	<b>0</b>	<b>0.0</b>
<b>Burglary</b>	<b>1</b>	<b>0.2</b>	<b>0</b>	<b>0.0</b>
<b>Larceny/Theft Offenses (Total)</b>	<b>1</b>	<b>0.2</b>	<b>0</b>	<b>0.0</b>
Theft - Pocket-picking	0	0.0	0	0.0
Theft - Purse Snatching	0	0.0	0	0.0
Theft - Shoplifting	0	0.0	0	0.0
Theft From Building	1	0.2	0	0.0
Theft From Coin Machine	0	0.0	0	0.0
Theft From Motor Vehicle	0	0.0	0	0.0
Theft of Motor Vehicle Parts	0	0.0	0	0.0
Theft - All Other Larceny	0	0.0	0	0.0
<b>Motor Vehicle Theft</b>	<b>0</b>	<b>0.0</b>	<b>0</b>	<b>0.0</b>
<b>Counterfeiting/Forgery</b>	<b>0</b>	<b>0.0</b>	<b>0</b>	<b>0.0</b>
<b>Fraud Offenses (Total)</b>	<b>0</b>	<b>0.0</b>	<b>0</b>	<b>0.0</b>
Fraud - Computer Hacking/Invasion	0	0.0	0	0.0
Fraud - Credit Card/ATM	0	0.0	0	0.0
Fraud - False Pretenses	0	0.0	0	0.0
Fraud - Identity Theft	0	0.0	0	0.0
Fraud - Impersonation	0	0.0	0	0.0
Fraud - Welfare	0	0.0	0	0.0
Fraud - Wire	0	0.0	0	0.0
<b>Embezzlement</b>	<b>0</b>	<b>0.0</b>	<b>0</b>	<b>0.0</b>
<b>Stolen Property Offenses</b>	<b>0</b>	<b>0.0</b>	<b>0</b>	<b>0.0</b>
<b>Destruction/Damage/Vandalism</b>	<b>4</b>	<b>1.0</b>	<b>0</b>	<b>0.0</b>
<b>Drug/Narcotic Violations (Total)</b>	<b>0</b>	<b>0.0</b>	<b>0</b>	<b>0.0</b>
Drug/Narcotic Violations	0	0.0	0	0.0
Drug/Narcotic Equipment Violations	0	0.0	0	0.0

GROUP A OFFENSES	Offense	Rate per 1,000	Cleared	% Cleared
<b>Sex Offenses (Nonforcible) (Total)</b>	<b>0</b>	<b>0.0</b>	<b>0</b>	<b>0.0</b>
Incest	0	0.0	0	0.0
Statutory Rape	0	0.0	0	0.0
<b>Pornography/Obscene Material</b>	<b>0</b>	<b>0.0</b>	<b>0</b>	<b>0.0</b>
<b>Gambling Offenses (Total)</b>	<b>0</b>	<b>0.0</b>	<b>0</b>	<b>0.0</b>
Gambling - Betting/Wagering	0	0.0	0	0.0
Gambling - Operating/Promoting	0	0.0	0	0.0
Gambling - Equipment Violations	0	0.0	0	0.0
Gambling - Sports Tampering	0	0.0	0	0.0
<b>Prostitution Offenses (Total)</b>	<b>0</b>	<b>0.0</b>	<b>0</b>	<b>0.0</b>
Prostitution	0	0.0	0	0.0
Prostitution Assisting/Promoting	0	0.0	0	0.0
Purchasing Prostitution	0	0.0	0	0.0
<b>Human Trafficking Offenses (Total)</b>	<b>0</b>	<b>0.0</b>	<b>0</b>	<b>0.0</b>
Commercial Sex Acts	0	0.0	0	0.0
Involuntary Servitude	0	0.0	0	0.0
<b>Bribery</b>	<b>0</b>	<b>0.0</b>	<b>0</b>	<b>0.0</b>
<b>Weapon Law Violations</b>	<b>0</b>	<b>0.0</b>	<b>0</b>	<b>0.0</b>
<b>Animal Cruelty</b>	<b>0</b>	<b>0.0</b>	<b>0</b>	<b>0.0</b>

GROUP B OFFENSES	Offenses	Rate per 1,000
Bad Checks	0	0.0
Curfew/Vagrancy	0	0.0
Disorderly Conduct	0	0.0
DUI	0	0.0
Drunkenness	0	0.0
Family-Non Violent	0	0.0
Liquor Law Violations	0	0.0
Peeping Tom	0	0.0
Trespass	0	0.0
All Other Offenses	0	0.0

2023 Fall Term Campus Population	
Undergraduate Enrollment	3,471
Graduate Enrollment	0
Staff Personnel	389
Faculty Personnel	278
Security Personnel	16
<b>Total Campus Population</b>	<b>4,154</b>



**Pellissippi State Community College - 2023**

<b>GROUP A OFFENSES</b>	Offense	Rate per 1,000	Cleared	% Cleared
<b>Homicide Offenses (Total)</b>	<b>0</b>	<b>0.0</b>	<b>0</b>	<b>0.0</b>
Murder	0	0.0	0	0.0
Negligent Manslaughter	0	0.0	0	0.0
Negligent Vehicular Manslaughter	0	0.0	0	0.0
<b>Kidnapping/Abduction</b>	<b>0</b>	<b>0.0</b>	<b>0</b>	<b>0.0</b>
<b>Sex Offenses (Forcible) (Total)</b>	<b>0</b>	<b>0.0</b>	<b>0</b>	<b>0.0</b>
Forcible Rape	0	0.0	0	0.0
Forcible Sodomy	0	0.0	0	0.0
Sexual Assault W/Object	0	0.0	0	0.0
Forcible Fondling	0	0.0	0	0.0
<b>Robbery</b>	<b>0</b>	<b>0.0</b>	<b>0</b>	<b>0.0</b>
<b>Assault Offenses (Total)</b>	<b>75</b>	<b>9.1</b>	<b>21</b>	<b>28.0</b>
Aggravated Assault	0	0.0	0	0.0
Simple Assault	4	0.5	2	50.0
Intimidation	5	0.6	3	60.0
Stalking	66	8.0	16	24.2
<b>Arson</b>	<b>0</b>	<b>0.0</b>	<b>0</b>	<b>0.0</b>
<b>Extortion/Blackmail</b>	<b>0</b>	<b>0.0</b>	<b>0</b>	<b>0.0</b>
<b>Burglary</b>	<b>3</b>	<b>0.4</b>	<b>0</b>	<b>0.0</b>
<b>Larceny/Theft Offenses (Total)</b>	<b>7</b>	<b>0.8</b>	<b>0</b>	<b>0.0</b>
Theft - Pocket-picking	0	0.0	0	0.0
Theft - Purse Snatching	0	0.0	0	0.0
Theft - Shoplifting	0	0.0	0	0.0
Theft From Building	7	0.8	0	0.0
Theft From Coin Machine	0	0.0	0	0.0
Theft From Motor Vehicle	0	0.0	0	0.0
Theft of Motor Vehicle Parts	0	0.0	0	0.0
Theft - All Other Larceny	0	0.0	0	0.0
<b>Motor Vehicle Theft</b>	<b>0</b>	<b>0.0</b>	<b>0</b>	<b>0.0</b>
<b>Counterfeiting/Forgery</b>	<b>0</b>	<b>0.0</b>	<b>0</b>	<b>0.0</b>
<b>Fraud Offenses (Total)</b>	<b>1</b>	<b>0.1</b>	<b>0</b>	<b>0.0</b>
Fraud - Computer Hacking/Invasion	0	0.0	0	0.0
Fraud - Credit Card/ATM	0	0.0	0	0.0
Fraud - False Pretenses	0	0.0	0	0.0
Fraud - Identity Theft	0	0.0	0	0.0
Fraud - Impersonation	1	0.1	0	0.0
Fraud - Welfare	0	0.0	0	0.0
Fraud - Wire	0	0.0	0	0.0
<b>Embezzlement</b>	<b>0</b>	<b>0.0</b>	<b>0</b>	<b>0.0</b>
<b>Stolen Property Offenses</b>	<b>0</b>	<b>0.0</b>	<b>0</b>	<b>0.0</b>
<b>Destruction/Damage/Vandalism</b>	<b>11</b>	<b>1.3</b>	<b>1</b>	<b>9.1</b>
<b>Drug/Narcotic Violations (Total)</b>	<b>0</b>	<b>0.0</b>	<b>0</b>	<b>0.0</b>
Drug/Narcotic Violations	0	0.0	0	0.0
Drug/Narcotic Equipment Violations	0	0.0	0	0.0

<b>GROUP A OFFENSES</b>	Offense	Rate per 1,000	Cleared	% Cleared
<b>Sex Offenses (Nonforcible) (Total)</b>	<b>0</b>	<b>0.0</b>	<b>0</b>	<b>0.0</b>
Incest	0	0.0	0	0.0
Statutory Rape	0	0.0	0	0.0
<b>Pornography/Obscene Material</b>	<b>0</b>	<b>0.0</b>	<b>0</b>	<b>0.0</b>
<b>Gambling Offenses (Total)</b>	<b>0</b>	<b>0.0</b>	<b>0</b>	<b>0.0</b>
Gambling - Betting/Wagering	0	0.0	0	0.0
Gambling - Operating/Promoting	0	0.0	0	0.0
Gambling - Equipment Violations	0	0.0	0	0.0
Gambling - Sports Tampering	0	0.0	0	0.0
<b>Prostitution Offenses (Total)</b>	<b>0</b>	<b>0.0</b>	<b>0</b>	<b>0.0</b>
Prostitution	0	0.0	0	0.0
Prostitution Assisting/Promoting	0	0.0	0	0.0
Purchasing Prostitution	0	0.0	0	0.0
<b>Human Trafficking Offenses (Total)</b>	<b>0</b>	<b>0.0</b>	<b>0</b>	<b>0.0</b>
Commercial Sex Acts	0	0.0	0	0.0
Involuntary Servitude	0	0.0	0	0.0
<b>Bribery</b>	<b>0</b>	<b>0.0</b>	<b>0</b>	<b>0.0</b>
<b>Weapon Law Violations</b>	<b>0</b>	<b>0.0</b>	<b>0</b>	<b>0.0</b>
<b>Animal Cruelty</b>	<b>0</b>	<b>0.0</b>	<b>0</b>	<b>0.0</b>

<b>GROUP B OFFENSES</b>	Offenses	Rate per 1,000
Bad Checks	0	0.0
Curfew/Vagrancy	0	0.0
Disorderly Conduct	3	0.4
DUI	0	0.0
Drunkenness	0	0.0
Family-Non Violent	0	0.0
Liquor Law Violations	0	0.0
Peeping Tom	0	0.0
Trespass	0	0.0
All Other Offenses	1	0.1

<b>2023 Fall Term Campus Population</b>	
Undergraduate Enrollment	7,178
Graduate Enrollment	0
Staff Personnel	581
Faculty Personnel	480
Security Personnel	28
<b>Total Campus Population</b>	<b>8,267</b>





## Pentecostal Theological Seminary - 2023

GROUP A OFFENSES	Offense	Rate per 1,000	Cleared	% Cleared
<b>Homicide Offenses (Total)</b>	<b>0</b>	<b>0.0</b>	<b>0</b>	<b>0.0</b>
Murder	0	0.0	0	0.0
Negligent Manslaughter	0	0.0	0	0.0
Negligent Vehicular Manslaughter	0	0.0	0	0.0
<b>Kidnapping/Abduction</b>	<b>0</b>	<b>0.0</b>	<b>0</b>	<b>0.0</b>
<b>Sex Offenses (Forcible) (Total)</b>	<b>0</b>	<b>0.0</b>	<b>0</b>	<b>0.0</b>
Forcible Rape	0	0.0	0	0.0
Forcible Sodomy	0	0.0	0	0.0
Sexual Assault W/Object	0	0.0	0	0.0
Forcible Fondling	0	0.0	0	0.0
<b>Robbery</b>	<b>0</b>	<b>0.0</b>	<b>0</b>	<b>0.0</b>
<b>Assault Offenses (Total)</b>	<b>0</b>	<b>0.0</b>	<b>0</b>	<b>0.0</b>
Aggravated Assault	0	0.0	0	0.0
Simple Assault	0	0.0	0	0.0
Intimidation	0	0.0	0	0.0
Stalking	0	0.0	0	0.0
<b>Arson</b>	<b>0</b>	<b>0.0</b>	<b>0</b>	<b>0.0</b>
<b>Extortion/Blackmail</b>	<b>0</b>	<b>0.0</b>	<b>0</b>	<b>0.0</b>
<b>Burglary</b>	<b>0</b>	<b>0.0</b>	<b>0</b>	<b>0.0</b>
<b>Larceny/Theft Offenses (Total)</b>	<b>0</b>	<b>0.0</b>	<b>0</b>	<b>0.0</b>
Theft - Pocket-picking	0	0.0	0	0.0
Theft - Purse Snatching	0	0.0	0	0.0
Theft - Shoplifting	0	0.0	0	0.0
Theft From Building	0	0.0	0	0.0
Theft From Coin Machine	0	0.0	0	0.0
Theft From Motor Vehicle	0	0.0	0	0.0
Theft of Motor Vehicle Parts	0	0.0	0	0.0
Theft - All Other Larceny	0	0.0	0	0.0
<b>Motor Vehicle Theft</b>	<b>0</b>	<b>0.0</b>	<b>0</b>	<b>0.0</b>
<b>Counterfeiting/Forgery</b>	<b>0</b>	<b>0.0</b>	<b>0</b>	<b>0.0</b>
<b>Fraud Offenses (Total)</b>	<b>0</b>	<b>0.0</b>	<b>0</b>	<b>0.0</b>
Fraud - Computer Hacking/Invasion	0	0.0	0	0.0
Fraud - Credit Card/ATM	0	0.0	0	0.0
Fraud - False Pretenses	0	0.0	0	0.0
Fraud - Identity Theft	0	0.0	0	0.0
Fraud - Impersonation	0	0.0	0	0.0
Fraud - Welfare	0	0.0	0	0.0
Fraud - Wire	0	0.0	0	0.0
<b>Embezzlement</b>	<b>0</b>	<b>0.0</b>	<b>0</b>	<b>0.0</b>
<b>Stolen Property Offenses</b>	<b>0</b>	<b>0.0</b>	<b>0</b>	<b>0.0</b>
<b>Destruction/Damage/Vandalism</b>	<b>0</b>	<b>0.0</b>	<b>0</b>	<b>0.0</b>
<b>Drug/Narcotic Violations (Total)</b>	<b>0</b>	<b>0.0</b>	<b>0</b>	<b>0.0</b>
Drug/Narcotic Violations	0	0.0	0	0.0
Drug/Narcotic Equipment Violations	0	0.0	0	0.0

GROUP A OFFENSES	Offense	Rate per 1,000	Cleared	% Cleared
<b>Sex Offenses (Nonforcible) (Total)</b>	<b>0</b>	<b>0.0</b>	<b>0</b>	<b>0.0</b>
Incest	0	0.0	0	0.0
Statutory Rape	0	0.0	0	0.0
<b>Pornography/Obscene Material</b>	<b>0</b>	<b>0.0</b>	<b>0</b>	<b>0.0</b>
<b>Gambling Offenses (Total)</b>	<b>0</b>	<b>0.0</b>	<b>0</b>	<b>0.0</b>
Gambling - Betting/Wagering	0	0.0	0	0.0
Gambling - Operating/Promoting	0	0.0	0	0.0
Gambling - Equipment Violations	0	0.0	0	0.0
Gambling - Sports Tampering	0	0.0	0	0.0
<b>Prostitution Offenses (Total)</b>	<b>0</b>	<b>0.0</b>	<b>0</b>	<b>0.0</b>
Prostitution	0	0.0	0	0.0
Prostitution Assisting/Promoting	0	0.0	0	0.0
Purchasing Prostitution	0	0.0	0	0.0
<b>Human Trafficking Offenses (Total)</b>	<b>0</b>	<b>0.0</b>	<b>0</b>	<b>0.0</b>
Commercial Sex Acts	0	0.0	0	0.0
Involuntary Servitude	0	0.0	0	0.0
<b>Bribery</b>	<b>0</b>	<b>0.0</b>	<b>0</b>	<b>0.0</b>
<b>Weapon Law Violations</b>	<b>0</b>	<b>0.0</b>	<b>0</b>	<b>0.0</b>
<b>Animal Cruelty</b>	<b>0</b>	<b>0.0</b>	<b>0</b>	<b>0.0</b>

GROUP B OFFENSES	Offenses	Rate per 1,000
Bad Checks	0	0.0
Curfew/Vagrancy	0	0.0
Disorderly Conduct	0	0.0
DUI	0	0.0
Drunkenness	0	0.0
Family-Non Violent	0	0.0
Liquor Law Violations	0	0.0
Peeping Tom	0	0.0
Trespass	0	0.0
All Other Offenses	0	0.0

2023 Fall Term Campus Population	
Undergraduate Enrollment	70
Graduate Enrollment	327
Staff Personnel	36
Faculty Personnel	42
Security Personnel	0
<b>Total Campus Population</b>	<b>475</b>



## Rhodes College - 2023

GROUP A OFFENSES	Offense	Rate per 1,000	Cleared	% Cleared
<b>Homicide Offenses (Total)</b>	<b>0</b>	<b>0.0</b>	<b>0</b>	<b>0.0</b>
Murder	0	0.0	0	0.0
Negligent Manslaughter	0	0.0	0	0.0
Negligent Vehicular Manslaughter	0	0.0	0	0.0
<b>Kidnapping/Abduction</b>	<b>0</b>	<b>0.0</b>	<b>0</b>	<b>0.0</b>
<b>Sex Offenses (Forcible) (Total)</b>	<b>2</b>	<b>0.8</b>	<b>0</b>	<b>0.0</b>
Forcible Rape	1	0.4	0	0.0
Forcible Sodomy	0	0.0	0	0.0
Sexual Assault W/Object	0	0.0	0	0.0
Forcible Fondling	1	0.4	0	0.0
<b>Robbery</b>	<b>0</b>	<b>0.0</b>	<b>0</b>	<b>0.0</b>
<b>Assault Offenses (Total)</b>	<b>14</b>	<b>5.6</b>	<b>4</b>	<b>28.6</b>
Aggravated Assault	0	0.0	0	0.0
Simple Assault	6	2.4	1	16.7
Intimidation	3	1.2	1	33.3
Stalking	5	2.0	2	40.0
<b>Arson</b>	<b>0</b>	<b>0.0</b>	<b>0</b>	<b>0.0</b>
<b>Extortion/Blackmail</b>	<b>0</b>	<b>0.0</b>	<b>0</b>	<b>0.0</b>
<b>Burglary</b>	<b>3</b>	<b>1.2</b>	<b>0</b>	<b>0.0</b>
<b>Larceny/Theft Offenses (Total)</b>	<b>32</b>	<b>12.7</b>	<b>3</b>	<b>9.4</b>
Theft - Pocket-picking	0	0.0	0	0.0
Theft - Purse Snatching	0	0.0	0	0.0
Theft - Shoplifting	0	0.0	0	0.0
Theft From Building	17	6.7	1	5.9
Theft From Coin Machine	0	0.0	0	0.0
Theft From Motor Vehicle	2	0.8	0	0.0
Theft of Motor Vehicle Parts	0	0.0	0	0.0
Theft - All Other Larceny	13	5.2	2	15.4
<b>Motor Vehicle Theft</b>	<b>4</b>	<b>1.6</b>	<b>0</b>	<b>0.0</b>
<b>Counterfeiting/Forgery</b>	<b>9</b>	<b>3.6</b>	<b>3</b>	<b>33.3</b>
<b>Fraud Offenses (Total)</b>	<b>0</b>	<b>0.0</b>	<b>0</b>	<b>0.0</b>
Fraud - Computer Hacking/Invasion	0	0.0	0	0.0
Fraud - Credit Card/ATM	0	0.0	0	0.0
Fraud - False Pretenses	0	0.0	0	0.0
Fraud - Identity Theft	0	0.0	0	0.0
Fraud - Impersonation	0	0.0	0	0.0
Fraud - Welfare	0	0.0	0	0.0
Fraud - Wire	0	0.0	0	0.0
<b>Embezzlement</b>	<b>0</b>	<b>0.0</b>	<b>0</b>	<b>0.0</b>
<b>Stolen Property Offenses</b>	<b>0</b>	<b>0.0</b>	<b>0</b>	<b>0.0</b>
<b>Destruction/Damage/Vandalism</b>	<b>20</b>	<b>7.9</b>	<b>0</b>	<b>0.0</b>
<b>Drug/Narcotic Violations (Total)</b>	<b>8</b>	<b>3.2</b>	<b>4</b>	<b>50.0</b>
Drug/Narcotic Violations	7	2.8	3	42.9
Drug/Narcotic Equipment Violations	1	0.4	1	100.0

GROUP A OFFENSES	Offense	Rate per 1,000	Cleared	% Cleared
<b>Sex Offenses (Nonforcible) (Total)</b>	<b>0</b>	<b>0.0</b>	<b>0</b>	<b>0.0</b>
Incest	0	0.0	0	0.0
Statutory Rape	0	0.0	0	0.0
<b>Pornography/Obscene Material</b>	<b>0</b>	<b>0.0</b>	<b>0</b>	<b>0.0</b>
<b>Gambling Offenses (Total)</b>	<b>0</b>	<b>0.0</b>	<b>0</b>	<b>0.0</b>
Gambling - Betting/Wagering	0	0.0	0	0.0
Gambling - Operating/Promoting	0	0.0	0	0.0
Gambling - Equipment Violations	0	0.0	0	0.0
Gambling - Sports Tampering	0	0.0	0	0.0
<b>Prostitution Offenses (Total)</b>	<b>0</b>	<b>0.0</b>	<b>0</b>	<b>0.0</b>
Prostitution	0	0.0	0	0.0
Prostitution Assisting/Promoting	0	0.0	0	0.0
Purchasing Prostitution	0	0.0	0	0.0
<b>Human Trafficking Offenses (Total)</b>	<b>0</b>	<b>0.0</b>	<b>0</b>	<b>0.0</b>
Commercial Sex Acts	0	0.0	0	0.0
Involuntary Servitude	0	0.0	0	0.0
<b>Bribery</b>	<b>0</b>	<b>0.0</b>	<b>0</b>	<b>0.0</b>
<b>Weapon Law Violations</b>	<b>0</b>	<b>0.0</b>	<b>0</b>	<b>0.0</b>
<b>Animal Cruelty</b>	<b>0</b>	<b>0.0</b>	<b>0</b>	<b>0.0</b>

GROUP B OFFENSES	Offenses	Rate per 1,000
Bad Checks	0	0.0
Curfew/Vagrancy	0	0.0
Disorderly Conduct	3	1.2
DUI	0	0.0
Drunkenness	1	0.4
Family-Non Violent	0	0.0
Liquor Law Violations	84	33.3
Peeping Tom	0	0.0
Trespass	2	0.8
All Other Offenses	0	0.0

2023 Fall Term Campus Population	
Undergraduate Enrollment	1,902
Graduate Enrollment	9
Staff Personnel	324
Faculty Personnel	253
Security Personnel	34
<b>Total Campus Population</b>	<b>2,522</b>



## Roane State Community College - 2023

GROUP A OFFENSES	Offense	Rate per 1,000	Cleared	% Cleared
<b>Homicide Offenses (Total)</b>	<b>0</b>	<b>0.0</b>	<b>0</b>	<b>0.0</b>
Murder	0	0.0	0	0.0
Negligent Manslaughter	0	0.0	0	0.0
Negligent Vehicular Manslaughter	0	0.0	0	0.0
<b>Kidnapping/Abduction</b>	<b>0</b>	<b>0.0</b>	<b>0</b>	<b>0.0</b>
<b>Sex Offenses (Forcible) (Total)</b>	<b>0</b>	<b>0.0</b>	<b>0</b>	<b>0.0</b>
Forcible Rape	0	0.0	0	0.0
Forcible Sodomy	0	0.0	0	0.0
Sexual Assault W/Object	0	0.0	0	0.0
Forcible Fondling	0	0.0	0	0.0
<b>Robbery</b>	<b>0</b>	<b>0.0</b>	<b>0</b>	<b>0.0</b>
<b>Assault Offenses (Total)</b>	<b>1</b>	<b>0.2</b>	<b>1</b>	<b>100.0</b>
Aggravated Assault	0	0.0	0	0.0
Simple Assault	0	0.0	0	0.0
Intimidation	0	0.0	0	0.0
Stalking	1	0.2	1	100.0
<b>Arson</b>	<b>0</b>	<b>0.0</b>	<b>0</b>	<b>0.0</b>
<b>Extortion/Blackmail</b>	<b>0</b>	<b>0.0</b>	<b>0</b>	<b>0.0</b>
<b>Burglary</b>	<b>0</b>	<b>0.0</b>	<b>0</b>	<b>0.0</b>
<b>Larceny/Theft Offenses (Total)</b>	<b>2</b>	<b>0.4</b>	<b>2</b>	<b>100.0</b>
Theft - Pocket-picking	0	0.0	0	0.0
Theft - Purse Snatching	0	0.0	0	0.0
Theft - Shoplifting	0	0.0	0	0.0
Theft From Building	2	0.4	2	100.0
Theft From Coin Machine	0	0.0	0	0.0
Theft From Motor Vehicle	0	0.0	0	0.0
Theft of Motor Vehicle Parts	0	0.0	0	0.0
Theft - All Other Larceny	0	0.0	0	0.0
<b>Motor Vehicle Theft</b>	<b>0</b>	<b>0.0</b>	<b>0</b>	<b>0.0</b>
<b>Counterfeiting/Forgery</b>	<b>0</b>	<b>0.0</b>	<b>0</b>	<b>0.0</b>
<b>Fraud Offenses (Total)</b>	<b>0</b>	<b>0.0</b>	<b>0</b>	<b>0.0</b>
Fraud - Computer Hacking/Invasion	0	0.0	0	0.0
Fraud - Credit Card/ATM	0	0.0	0	0.0
Fraud - False Pretenses	0	0.0	0	0.0
Fraud - Identity Theft	0	0.0	0	0.0
Fraud - Impersonation	0	0.0	0	0.0
Fraud - Welfare	0	0.0	0	0.0
Fraud - Wire	0	0.0	0	0.0
<b>Embezzlement</b>	<b>0</b>	<b>0.0</b>	<b>0</b>	<b>0.0</b>
<b>Stolen Property Offenses</b>	<b>0</b>	<b>0.0</b>	<b>0</b>	<b>0.0</b>
<b>Destruction/Damage/Vandalism</b>	<b>0</b>	<b>0.0</b>	<b>0</b>	<b>0.0</b>
<b>Drug/Narcotic Violations (Total)</b>	<b>0</b>	<b>0.0</b>	<b>0</b>	<b>0.0</b>
Drug/Narcotic Violations	0	0.0	0	0.0
Drug/Narcotic Equipment Violations	0	0.0	0	0.0

GROUP A OFFENSES	Offense	Rate per 1,000	Cleared	% Cleared
<b>Sex Offenses (Nonforcible) (Total)</b>	<b>0</b>	<b>0.0</b>	<b>0</b>	<b>0.0</b>
Incest	0	0.0	0	0.0
Statutory Rape	0	0.0	0	0.0
<b>Pornography/Obscene Material</b>	<b>0</b>	<b>0.0</b>	<b>0</b>	<b>0.0</b>
<b>Gambling Offenses (Total)</b>	<b>0</b>	<b>0.0</b>	<b>0</b>	<b>0.0</b>
Gambling - Betting/Wagering	0	0.0	0	0.0
Gambling - Operating/Promoting	0	0.0	0	0.0
Gambling - Equipment Violations	0	0.0	0	0.0
Gambling - Sports Tampering	0	0.0	0	0.0
<b>Prostitution Offenses (Total)</b>	<b>0</b>	<b>0.0</b>	<b>0</b>	<b>0.0</b>
Prostitution	0	0.0	0	0.0
Prostitution Assisting/Promoting	0	0.0	0	0.0
Purchasing Prostitution	0	0.0	0	0.0
<b>Human Trafficking Offenses (Total)</b>	<b>0</b>	<b>0.0</b>	<b>0</b>	<b>0.0</b>
Commercial Sex Acts	0	0.0	0	0.0
Involuntary Servitude	0	0.0	0	0.0
<b>Bribery</b>	<b>0</b>	<b>0.0</b>	<b>0</b>	<b>0.0</b>
<b>Weapon Law Violations</b>	<b>0</b>	<b>0.0</b>	<b>0</b>	<b>0.0</b>
<b>Animal Cruelty</b>	<b>0</b>	<b>0.0</b>	<b>0</b>	<b>0.0</b>

GROUP B OFFENSES	Offenses	Rate per 1,000
Bad Checks	0	0.0
Curfew/Vagrancy	0	0.0
Disorderly Conduct	0	0.0
DUI	0	0.0
Drunkenness	0	0.0
Family-Non Violent	0	0.0
Liquor Law Violations	0	0.0
Peeping Tom	0	0.0
Trespass	0	0.0
All Other Offenses	0	0.0

2023 Fall Term Campus Population	
Undergraduate Enrollment	4,691
Graduate Enrollment	0
Staff Personnel	614
Faculty Personnel	360
Security Personnel	42
<b>Total Campus Population</b>	<b>5,707</b>



## Southern Adventist University - 2023

GROUP A OFFENSES	Offense	Rate per 1,000	Cleared	% Cleared
<b>Homicide Offenses (Total)</b>	<b>0</b>	<b>0.0</b>	<b>0</b>	<b>0.0</b>
Murder	0	0.0	0	0.0
Negligent Manslaughter	0	0.0	0	0.0
Negligent Vehicular Manslaughter	0	0.0	0	0.0
<b>Kidnapping/Abduction</b>	<b>0</b>	<b>0.0</b>	<b>0</b>	<b>0.0</b>
<b>Sex Offenses (Forcible) (Total)</b>	<b>0</b>	<b>0.0</b>	<b>0</b>	<b>0.0</b>
Forcible Rape	0	0.0	0	0.0
Forcible Sodomy	0	0.0	0	0.0
Sexual Assault W/Object	0	0.0	0	0.0
Forcible Fondling	0	0.0	0	0.0
<b>Robbery</b>	<b>0</b>	<b>0.0</b>	<b>0</b>	<b>0.0</b>
<b>Assault Offenses (Total)</b>	<b>2</b>	<b>0.6</b>	<b>1</b>	<b>50.0</b>
Aggravated Assault	0	0.0	0	0.0
Simple Assault	1	0.3	1	100.0
Intimidation	0	0.0	0	0.0
Stalking	1	0.3	0	0.0
<b>Arson</b>	<b>0</b>	<b>0.0</b>	<b>0</b>	<b>0.0</b>
<b>Extortion/Blackmail</b>	<b>0</b>	<b>0.0</b>	<b>0</b>	<b>0.0</b>
<b>Burglary</b>	<b>0</b>	<b>0.0</b>	<b>0</b>	<b>0.0</b>
<b>Larceny/Theft Offenses (Total)</b>	<b>12</b>	<b>3.5</b>	<b>0</b>	<b>0.0</b>
Theft - Pocket-picking	0	0.0	0	0.0
Theft - Purse Snatching	0	0.0	0	0.0
Theft - Shoplifting	0	0.0	0	0.0
Theft From Building	6	1.7	0	0.0
Theft From Coin Machine	0	0.0	0	0.0
Theft From Motor Vehicle	3	0.9	0	0.0
Theft of Motor Vehicle Parts	0	0.0	0	0.0
Theft - All Other Larceny	3	0.9	0	0.0
<b>Motor Vehicle Theft</b>	<b>1</b>	<b>0.3</b>	<b>0</b>	<b>0.0</b>
<b>Counterfeiting/Forgery</b>	<b>0</b>	<b>0.0</b>	<b>0</b>	<b>0.0</b>
<b>Fraud Offenses (Total)</b>	<b>3</b>	<b>0.9</b>	<b>1</b>	<b>33.3</b>
Fraud - Computer Hacking/Invasion	0	0.0	0	0.0
Fraud - Credit Card/ATM	1	0.3	1	100.0
Fraud - False Pretenses	0	0.0	0	0.0
Fraud - Identity Theft	0	0.0	0	0.0
Fraud - Impersonation	0	0.0	0	0.0
Fraud - Welfare	0	0.0	0	0.0
Fraud - Wire	2	0.6	0	0.0
<b>Embezzlement</b>	<b>0</b>	<b>0.0</b>	<b>0</b>	<b>0.0</b>
<b>Stolen Property Offenses</b>	<b>0</b>	<b>0.0</b>	<b>0</b>	<b>0.0</b>
<b>Destruction/Damage/Vandalism</b>	<b>5</b>	<b>1.4</b>	<b>1</b>	<b>20.0</b>
<b>Drug/Narcotic Violations (Total)</b>	<b>0</b>	<b>0.0</b>	<b>0</b>	<b>0.0</b>
Drug/Narcotic Violations	0	0.0	0	0.0
Drug/Narcotic Equipment Violations	0	0.0	0	0.0

GROUP A OFFENSES	Offense	Rate per 1,000	Cleared	% Cleared
<b>Sex Offenses (Nonforcible) (Total)</b>	<b>0</b>	<b>0.0</b>	<b>0</b>	<b>0.0</b>
Incest	0	0.0	0	0.0
Statutory Rape	0	0.0	0	0.0
<b>Pornography/Obscene Material</b>	<b>0</b>	<b>0.0</b>	<b>0</b>	<b>0.0</b>
<b>Gambling Offenses (Total)</b>	<b>0</b>	<b>0.0</b>	<b>0</b>	<b>0.0</b>
Gambling - Betting/Wagering	0	0.0	0	0.0
Gambling - Operating/Promoting	0	0.0	0	0.0
Gambling - Equipment Violations	0	0.0	0	0.0
Gambling - Sports Tampering	0	0.0	0	0.0
<b>Prostitution Offenses (Total)</b>	<b>0</b>	<b>0.0</b>	<b>0</b>	<b>0.0</b>
Prostitution	0	0.0	0	0.0
Prostitution Assisting/Promoting	0	0.0	0	0.0
Purchasing Prostitution	0	0.0	0	0.0
<b>Human Trafficking Offenses (Total)</b>	<b>0</b>	<b>0.0</b>	<b>0</b>	<b>0.0</b>
Commercial Sex Acts	0	0.0	0	0.0
Involuntary Servitude	0	0.0	0	0.0
<b>Bribery</b>	<b>0</b>	<b>0.0</b>	<b>0</b>	<b>0.0</b>
<b>Weapon Law Violations</b>	<b>0</b>	<b>0.0</b>	<b>0</b>	<b>0.0</b>
<b>Animal Cruelty</b>	<b>0</b>	<b>0.0</b>	<b>0</b>	<b>0.0</b>

GROUP B OFFENSES	Offenses	Rate per 1,000
Bad Checks	0	0.0
Curfew/Vagrancy	0	0.0
Disorderly Conduct	0	0.0
DUI	0	0.0
Drunkenness	0	0.0
Family-Non Violent	0	0.0
Liquor Law Violations	0	0.0
Peeping Tom	0	0.0
Trespass	1	0.3
All Other Offenses	0	0.0

2023 Fall Term Campus Population	
Undergraduate Enrollment	2,683
Graduate Enrollment	252
Staff Personnel	337
Faculty Personnel	172
Security Personnel	13
<b>Total Campus Population</b>	<b>3,457</b>



## Southern College of Optometry - 2023

GROUP A OFFENSES	Offense	Rate per 1,000	Cleared	% Cleared
<b>Homicide Offenses (Total)</b>	<b>0</b>	<b>0.0</b>	<b>0</b>	<b>0.0</b>
Murder	0	0.0	0	0.0
Negligent Manslaughter	0	0.0	0	0.0
Negligent Vehicular Manslaughter	0	0.0	0	0.0
<b>Kidnapping/Abduction</b>	<b>0</b>	<b>0.0</b>	<b>0</b>	<b>0.0</b>
<b>Sex Offenses (Forcible) (Total)</b>	<b>0</b>	<b>0.0</b>	<b>0</b>	<b>0.0</b>
Forcible Rape	0	0.0	0	0.0
Forcible Sodomy	0	0.0	0	0.0
Sexual Assault W/Object	0	0.0	0	0.0
Forcible Fondling	0	0.0	0	0.0
<b>Robbery</b>	<b>0</b>	<b>0.0</b>	<b>0</b>	<b>0.0</b>
<b>Assault Offenses (Total)</b>	<b>0</b>	<b>0.0</b>	<b>0</b>	<b>0.0</b>
Aggravated Assault	0	0.0	0	0.0
Simple Assault	0	0.0	0	0.0
Intimidation	0	0.0	0	0.0
Stalking	0	0.0	0	0.0
<b>Arson</b>	<b>0</b>	<b>0.0</b>	<b>0</b>	<b>0.0</b>
<b>Extortion/Blackmail</b>	<b>0</b>	<b>0.0</b>	<b>0</b>	<b>0.0</b>
<b>Burglary</b>	<b>0</b>	<b>0.0</b>	<b>0</b>	<b>0.0</b>
<b>Larceny/Theft Offenses (Total)</b>	<b>0</b>	<b>0.0</b>	<b>0</b>	<b>0.0</b>
Theft - Pocket-picking	0	0.0	0	0.0
Theft - Purse Snatching	0	0.0	0	0.0
Theft - Shoplifting	0	0.0	0	0.0
Theft From Building	0	0.0	0	0.0
Theft From Coin Machine	0	0.0	0	0.0
Theft From Motor Vehicle	0	0.0	0	0.0
Theft of Motor Vehicle Parts	0	0.0	0	0.0
Theft - All Other Larceny	0	0.0	0	0.0
<b>Motor Vehicle Theft</b>	<b>0</b>	<b>0.0</b>	<b>0</b>	<b>0.0</b>
<b>Counterfeiting/Forgery</b>	<b>0</b>	<b>0.0</b>	<b>0</b>	<b>0.0</b>
<b>Fraud Offenses (Total)</b>	<b>0</b>	<b>0.0</b>	<b>0</b>	<b>0.0</b>
Fraud - Computer Hacking/Invasion	0	0.0	0	0.0
Fraud - Credit Card/ATM	0	0.0	0	0.0
Fraud - False Pretenses	0	0.0	0	0.0
Fraud - Identity Theft	0	0.0	0	0.0
Fraud - Impersonation	0	0.0	0	0.0
Fraud - Welfare	0	0.0	0	0.0
Fraud - Wire	0	0.0	0	0.0
<b>Embezzlement</b>	<b>0</b>	<b>0.0</b>	<b>0</b>	<b>0.0</b>
<b>Stolen Property Offenses</b>	<b>0</b>	<b>0.0</b>	<b>0</b>	<b>0.0</b>
<b>Destruction/Damage/Vandalism</b>	<b>0</b>	<b>0.0</b>	<b>0</b>	<b>0.0</b>
<b>Drug/Narcotic Violations (Total)</b>	<b>0</b>	<b>0.0</b>	<b>0</b>	<b>0.0</b>
Drug/Narcotic Violations	0	0.0	0	0.0
Drug/Narcotic Equipment Violations	0	0.0	0	0.0

GROUP A OFFENSES	Offense	Rate per 1,000	Cleared	% Cleared
<b>Sex Offenses (Nonforcible) (Total)</b>	<b>0</b>	<b>0.0</b>	<b>0</b>	<b>0.0</b>
Incest	0	0.0	0	0.0
Statutory Rape	0	0.0	0	0.0
<b>Pornography/Obscene Material</b>	<b>0</b>	<b>0.0</b>	<b>0</b>	<b>0.0</b>
<b>Gambling Offenses (Total)</b>	<b>0</b>	<b>0.0</b>	<b>0</b>	<b>0.0</b>
Gambling - Betting/Wagering	0	0.0	0	0.0
Gambling - Operating/Promoting	0	0.0	0	0.0
Gambling - Equipment Violations	0	0.0	0	0.0
Gambling - Sports Tampering	0	0.0	0	0.0
<b>Prostitution Offenses (Total)</b>	<b>0</b>	<b>0.0</b>	<b>0</b>	<b>0.0</b>
Prostitution	0	0.0	0	0.0
Prostitution Assisting/Promoting	0	0.0	0	0.0
Purchasing Prostitution	0	0.0	0	0.0
<b>Human Trafficking Offenses (Total)</b>	<b>0</b>	<b>0.0</b>	<b>0</b>	<b>0.0</b>
Commercial Sex Acts	0	0.0	0	0.0
Involuntary Servitude	0	0.0	0	0.0
<b>Bribery</b>	<b>0</b>	<b>0.0</b>	<b>0</b>	<b>0.0</b>
<b>Weapon Law Violations</b>	<b>0</b>	<b>0.0</b>	<b>0</b>	<b>0.0</b>
<b>Animal Cruelty</b>	<b>0</b>	<b>0.0</b>	<b>0</b>	<b>0.0</b>

GROUP B OFFENSES	Offenses	Rate per 1,000
Bad Checks	0	0.0
Curfew/Vagrancy	0	0.0
Disorderly Conduct	0	0.0
DUI	0	0.0
Drunkenness	0	0.0
Family-Non Violent	0	0.0
Liquor Law Violations	0	0.0
Peeping Tom	0	0.0
Trespass	0	0.0
All Other Offenses	0	0.0

2023 Fall Term Campus Population	
Undergraduate Enrollment	0
Graduate Enrollment	525
Staff Personnel	162
Faculty Personnel	94
Security Personnel	15
<b>Total Campus Population</b>	<b>796</b>



## Southwest Tennessee Community College - 2023

GROUP A OFFENSES	Offense	Rate per 1,000	Cleared	% Cleared
<b>Homicide Offenses (Total)</b>	<b>0</b>	<b>0.0</b>	<b>0</b>	<b>0.0</b>
Murder	0	0.0	0	0.0
Negligent Manslaughter	0	0.0	0	0.0
Negligent Vehicular Manslaughter	0	0.0	0	0.0
<b>Kidnapping/Abduction</b>	<b>0</b>	<b>0.0</b>	<b>0</b>	<b>0.0</b>
<b>Sex Offenses (Forcible) (Total)</b>	<b>0</b>	<b>0.0</b>	<b>0</b>	<b>0.0</b>
Forcible Rape	0	0.0	0	0.0
Forcible Sodomy	0	0.0	0	0.0
Sexual Assault W/Object	0	0.0	0	0.0
Forcible Fondling	0	0.0	0	0.0
<b>Robbery</b>	<b>0</b>	<b>0.0</b>	<b>0</b>	<b>0.0</b>
<b>Assault Offenses (Total)</b>	<b>3</b>	<b>0.6</b>	<b>0</b>	<b>0.0</b>
Aggravated Assault	0	0.0	0	0.0
Simple Assault	2	0.4	0	0.0
Intimidation	1	0.2	0	0.0
Stalking	0	0.0	0	0.0
<b>Arson</b>	<b>0</b>	<b>0.0</b>	<b>0</b>	<b>0.0</b>
<b>Extortion/Blackmail</b>	<b>0</b>	<b>0.0</b>	<b>0</b>	<b>0.0</b>
<b>Burglary</b>	<b>1</b>	<b>0.2</b>	<b>1</b>	<b>100.0</b>
<b>Larceny/Theft Offenses (Total)</b>	<b>6</b>	<b>1.2</b>	<b>1</b>	<b>16.7</b>
Theft - Pocket-picking	0	0.0	0	0.0
Theft - Purse Snatching	0	0.0	0	0.0
Theft - Shoplifting	0	0.0	0	0.0
Theft From Building	4	0.8	1	25.0
Theft From Coin Machine	0	0.0	0	0.0
Theft From Motor Vehicle	1	0.2	0	0.0
Theft of Motor Vehicle Parts	1	0.2	0	0.0
Theft - All Other Larceny	0	0.0	0	0.0
<b>Motor Vehicle Theft</b>	<b>2</b>	<b>0.4</b>	<b>0</b>	<b>0.0</b>
<b>Counterfeiting/Forgery</b>	<b>0</b>	<b>0.0</b>	<b>0</b>	<b>0.0</b>
<b>Fraud Offenses (Total)</b>	<b>0</b>	<b>0.0</b>	<b>0</b>	<b>0.0</b>
Fraud - Computer Hacking/Invasion	0	0.0	0	0.0
Fraud - Credit Card/ATM	0	0.0	0	0.0
Fraud - False Pretenses	0	0.0	0	0.0
Fraud - Identity Theft	0	0.0	0	0.0
Fraud - Impersonation	0	0.0	0	0.0
Fraud - Welfare	0	0.0	0	0.0
Fraud - Wire	0	0.0	0	0.0
<b>Embezzlement</b>	<b>0</b>	<b>0.0</b>	<b>0</b>	<b>0.0</b>
<b>Stolen Property Offenses</b>	<b>0</b>	<b>0.0</b>	<b>0</b>	<b>0.0</b>
<b>Destruction/Damage/Vandalism</b>	<b>5</b>	<b>1.0</b>	<b>2</b>	<b>40.0</b>
<b>Drug/Narcotic Violations (Total)</b>	<b>1</b>	<b>0.2</b>	<b>1</b>	<b>100.0</b>
Drug/Narcotic Violations	1	0.2	1	100.0
Drug/Narcotic Equipment Violations	0	0.0	0	0.0

GROUP A OFFENSES	Offense	Rate per 1,000	Cleared	% Cleared
<b>Sex Offenses (Nonforcible) (Total)</b>	<b>0</b>	<b>0.0</b>	<b>0</b>	<b>0.0</b>
Incest	0	0.0	0	0.0
Statutory Rape	0	0.0	0	0.0
<b>Pornography/Obscene Material</b>	<b>1</b>	<b>0.2</b>	<b>0</b>	<b>0.0</b>
<b>Gambling Offenses (Total)</b>	<b>0</b>	<b>0.0</b>	<b>0</b>	<b>0.0</b>
Gambling - Betting/Wagering	0	0.0	0	0.0
Gambling - Operating/Promoting	0	0.0	0	0.0
Gambling - Equipment Violations	0	0.0	0	0.0
Gambling - Sports Tampering	0	0.0	0	0.0
<b>Prostitution Offenses (Total)</b>	<b>0</b>	<b>0.0</b>	<b>0</b>	<b>0.0</b>
Prostitution	0	0.0	0	0.0
Prostitution Assisting/Promoting	0	0.0	0	0.0
Purchasing Prostitution	0	0.0	0	0.0
<b>Human Trafficking Offenses (Total)</b>	<b>0</b>	<b>0.0</b>	<b>0</b>	<b>0.0</b>
Commercial Sex Acts	0	0.0	0	0.0
Involuntary Servitude	0	0.0	0	0.0
<b>Bribery</b>	<b>0</b>	<b>0.0</b>	<b>0</b>	<b>0.0</b>
<b>Weapon Law Violations</b>	<b>0</b>	<b>0.0</b>	<b>0</b>	<b>0.0</b>
<b>Animal Cruelty</b>	<b>0</b>	<b>0.0</b>	<b>0</b>	<b>0.0</b>

GROUP B OFFENSES	Offenses	Rate per 1,000
Bad Checks	0	0.0
Curfew/Vagrancy	0	0.0
Disorderly Conduct	0	0.0
DUI	0	0.0
Drunkenness	0	0.0
Family-Non Violent	0	0.0
Liquor Law Violations	0	0.0
Peeping Tom	0	0.0
Trespass	1	0.2
All Other Offenses	0	0.0

2023 Fall Term Campus Population	
Undergraduate Enrollment	4,088
Graduate Enrollment	0
Staff Personnel	419
Faculty Personnel	351
Security Personnel	44
<b>Total Campus Population</b>	<b>4,902</b>



## Tennessee - 2023

GROUP A OFFENSES	Offense	Rate per 1,000	Cleared	% Cleared
<b>Homicide Offenses (Total)</b>	<b>770</b>	<b>0.1</b>	<b>289</b>	<b>37.5</b>
Murder	713	0.1	274	38.4
Negligent Manslaughter	43	0.0	14	32.6
Negligent Vehicular Manslaughter	14	0.0	1	7.1
<b>Kidnapping/Abduction</b>	<b>2,086</b>	<b>0.3</b>	<b>894</b>	<b>42.9</b>
<b>Sex Offenses (Forcible) (Total)</b>	<b>5,237</b>	<b>0.7</b>	<b>1,239</b>	<b>23.7</b>
Forcible Rape	2,112	0.3	435	20.6
Forcible Sodomy	444	0.1	96	21.6
Sexual Assault W/Object	185	0.0	36	19.5
Forcible Fondling	2,496	0.4	672	26.9
<b>Robbery</b>	<b>5,119</b>	<b>0.7</b>	<b>867</b>	<b>16.9</b>
<b>Assault Offenses (Total)</b>	<b>139,170</b>	<b>19.7</b>	<b>59,721</b>	<b>42.9</b>
Aggravated Assault	36,689	5.2	14926	40.7
Simple Assault	73,456	10.4	37326	50.8
Intimidation	27,072	3.8	6993	25.8
Stalking	1,953	0.3	476	24.4
<b>Arson</b>	<b>908</b>	<b>0.1</b>	<b>213</b>	<b>23.5</b>
<b>Extortion/Blackmail</b>	<b>1,006</b>	<b>0.1</b>	<b>37</b>	<b>3.7</b>
<b>Burglary</b>	<b>21,068</b>	<b>3.0</b>	<b>3,372</b>	<b>16.0</b>
<b>Larceny/Theft Offenses (Total)</b>	<b>117,322</b>	<b>16.6</b>	<b>17,980</b>	<b>15.3</b>
Theft - Pocket-picking	692	0.1	35	5.1
Theft - Purse Snatching	167	0.0	35	21.0
Theft - Shoplifting	32,980	4.7	10974	33.3
Theft From Building	14,208	2.0	2133	15.0
Theft From Coin Machine	191	0.0	27	14.1
Theft From Motor Vehicle	33,379	4.7	1545	4.6
Theft of Motor Vehicle Parts	8,077	1.1	263	3.3
Theft - All Other Larceny	27,628	3.9	2968	10.7
<b>Motor Vehicle Theft</b>	<b>32,691</b>	<b>4.6</b>	<b>3,479</b>	<b>10.6</b>
<b>Counterfeiting/Forgery</b>	<b>4,894</b>	<b>0.7</b>	<b>1,343</b>	<b>27.4</b>
<b>Fraud Offenses (Total)</b>	<b>27,465</b>	<b>3.9</b>	<b>4,694</b>	<b>17.1</b>
Fraud - Computer Hacking/Invasion	207	0.0	12	5.8
Fraud - Credit Card/ATM	6,967	1.0	726	10.4
Fraud - False Pretenses	13,709	1.9	2417	17.6
Fraud - Identity Theft	479	0.1	63	13.2
Fraud - Impersonation	3,868	0.5	1388	35.9
Fraud - Welfare	113	0.0	5	4.4
Fraud - Wire	2,122	0.3	83	3.9
<b>Embezzlement</b>	<b>1,970</b>	<b>0.3</b>	<b>716</b>	<b>36.3</b>
<b>Stolen Property Offenses</b>	<b>2,181</b>	<b>0.3</b>	<b>1,537</b>	<b>70.5</b>
<b>Destruction/Damage/Vandalism</b>	<b>47,416</b>	<b>6.7</b>	<b>8,119</b>	<b>17.1</b>
<b>Drug/Narcotic Violations (Total)</b>	<b>78,004</b>	<b>11.1</b>	<b>60,856</b>	<b>78.0</b>
Drug/Narcotic Violations	48,604	6.9	37035	76.2
Drug/Narcotic Equipment Violations	29,400	4.2	23821	81.0

GROUP A OFFENSES	Offense	Rate per 1,000	Cleared	% Cleared
<b>Sex Offenses (Nonforcible) (Total)</b>	<b>358</b>	<b>0.1</b>	<b>130</b>	<b>36.3</b>
Incest	25	0.0	7	28.0
Statutory Rape	333	0.0	123	36.9
<b>Pornography/Obscene Material</b>	<b>1,106</b>	<b>0.2</b>	<b>282</b>	<b>25.5</b>
<b>Gambling Offenses (Total)</b>	<b>113</b>	<b>0.0</b>	<b>80</b>	<b>70.8</b>
Gambling - Betting/Wagering	27	0.0	9	33.3
Gambling - Operating/Promoting	70	0.0	63	90.0
Gambling - Equipment Violations	16	0.0	8	50.0
Gambling - Sports Tampering	0	0.0	0	0.0
<b>Prostitution Offenses (Total)</b>	<b>354</b>	<b>0.1</b>	<b>313</b>	<b>88.4</b>
Prostitution	258	0.0	246	95.3
Prostitution Assisting/Promoting	43	0.0	31	72.1
Purchasing Prostitution	53	0.0	36	67.9
<b>Human Trafficking Offenses (Total)</b>	<b>92</b>	<b>0.0</b>	<b>41</b>	<b>44.6</b>
Commercial Sex Acts	87	0.0	39	44.8
Involuntary Servitude	5	0.0	2	40.0
<b>Bribery</b>	<b>19</b>	<b>0.0</b>	<b>15</b>	<b>78.9</b>
<b>Weapon Law Violations</b>	<b>14,702</b>	<b>2.1</b>	<b>8,331</b>	<b>56.7</b>
<b>Animal Cruelty</b>	<b>663</b>	<b>0.1</b>	<b>277</b>	<b>41.8</b>

GROUP B OFFENSES	Offenses	Rate per 1,000
Bad Checks	203	0.0
Curfew/Vagrancy	412	0.1
Disorderly Conduct	4,060	0.6
DUI	18,636	2.6
Drunkenness	9,675	1.4
Family-Non Violent	2,063	0.3
Liquor Law Violations	2,525	0.4
Peeping Tom	7	0.0
Trespass	6,121	0.9
All Other Offenses	84,074	11.9

2023 Fall Term Campus Population	
Undergraduate Enrollment	216,084
Graduate Enrollment	49,523
Staff Personnel	62,400
Faculty Personnel	24,757
Security Personnel	1,283
<b>Total Campus Population</b>	<b>354,047</b>



Tennessee College of Applied Technology at Athens - 2023

GROUP A OFFENSES	Offense	Rate per 1,000	Cleared	% Cleared
<b>Homicide Offenses (Total)</b>	<b>0</b>	<b>0.0</b>	<b>0</b>	<b>0.0</b>
Murder	0	0.0	0	0.0
Negligent Manslaughter	0	0.0	0	0.0
Negligent Vehicular Manslaughter	0	0.0	0	0.0
<b>Kidnapping/Abduction</b>	<b>0</b>	<b>0.0</b>	<b>0</b>	<b>0.0</b>
<b>Sex Offenses (Forcible) (Total)</b>	<b>0</b>	<b>0.0</b>	<b>0</b>	<b>0.0</b>
Forcible Rape	0	0.0	0	0.0
Forcible Sodomy	0	0.0	0	0.0
Sexual Assault W/Object	0	0.0	0	0.0
Forcible Fondling	0	0.0	0	0.0
<b>Robbery</b>	<b>0</b>	<b>0.0</b>	<b>0</b>	<b>0.0</b>
<b>Assault Offenses (Total)</b>	<b>0</b>	<b>0.0</b>	<b>0</b>	<b>0.0</b>
Aggravated Assault	0	0.0	0	0.0
Simple Assault	0	0.0	0	0.0
Intimidation	0	0.0	0	0.0
Stalking	0	0.0	0	0.0
<b>Arson</b>	<b>0</b>	<b>0.0</b>	<b>0</b>	<b>0.0</b>
<b>Extortion/Blackmail</b>	<b>0</b>	<b>0.0</b>	<b>0</b>	<b>0.0</b>
<b>Burglary</b>	<b>0</b>	<b>0.0</b>	<b>0</b>	<b>0.0</b>
<b>Larceny/Theft Offenses (Total)</b>	<b>0</b>	<b>0.0</b>	<b>0</b>	<b>0.0</b>
Theft - Pocket-picking	0	0.0	0	0.0
Theft - Purse Snatching	0	0.0	0	0.0
Theft - Shoplifting	0	0.0	0	0.0
Theft From Building	0	0.0	0	0.0
Theft From Coin Machine	0	0.0	0	0.0
Theft From Motor Vehicle	0	0.0	0	0.0
Theft of Motor Vehicle Parts	0	0.0	0	0.0
Theft - All Other Larceny	0	0.0	0	0.0
<b>Motor Vehicle Theft</b>	<b>0</b>	<b>0.0</b>	<b>0</b>	<b>0.0</b>
<b>Counterfeiting/Forgery</b>	<b>0</b>	<b>0.0</b>	<b>0</b>	<b>0.0</b>
<b>Fraud Offenses (Total)</b>	<b>0</b>	<b>0.0</b>	<b>0</b>	<b>0.0</b>
Fraud - Computer Hacking/Invasion	0	0.0	0	0.0
Fraud - Credit Card/ATM	0	0.0	0	0.0
Fraud - False Pretenses	0	0.0	0	0.0
Fraud - Identity Theft	0	0.0	0	0.0
Fraud - Impersonation	0	0.0	0	0.0
Fraud - Welfare	0	0.0	0	0.0
Fraud - Wire	0	0.0	0	0.0
<b>Embezzlement</b>	<b>0</b>	<b>0.0</b>	<b>0</b>	<b>0.0</b>
<b>Stolen Property Offenses</b>	<b>0</b>	<b>0.0</b>	<b>0</b>	<b>0.0</b>
<b>Destruction/Damage/Vandalism</b>	<b>0</b>	<b>0.0</b>	<b>0</b>	<b>0.0</b>
<b>Drug/Narcotic Violations (Total)</b>	<b>0</b>	<b>0.0</b>	<b>0</b>	<b>0.0</b>
Drug/Narcotic Violations	0	0.0	0	0.0
Drug/Narcotic Equipment Violations	0	0.0	0	0.0

GROUP A OFFENSES	Offense	Rate per 1,000	Cleared	% Cleared
<b>Sex Offenses (Nonforcible) (Total)</b>	<b>0</b>	<b>0.0</b>	<b>0</b>	<b>0.0</b>
Incest	0	0.0	0	0.0
Statutory Rape	0	0.0	0	0.0
<b>Pornography/Obscene Material</b>	<b>0</b>	<b>0.0</b>	<b>0</b>	<b>0.0</b>
<b>Gambling Offenses (Total)</b>	<b>0</b>	<b>0.0</b>	<b>0</b>	<b>0.0</b>
Gambling - Betting/Wagering	0	0.0	0	0.0
Gambling - Operating/Promoting	0	0.0	0	0.0
Gambling - Equipment Violations	0	0.0	0	0.0
Gambling - Sports Tampering	0	0.0	0	0.0
<b>Prostitution Offenses (Total)</b>	<b>0</b>	<b>0.0</b>	<b>0</b>	<b>0.0</b>
Prostitution	0	0.0	0	0.0
Prostitution Assisting/Promoting	0	0.0	0	0.0
Purchasing Prostitution	0	0.0	0	0.0
<b>Human Trafficking Offenses (Total)</b>	<b>0</b>	<b>0.0</b>	<b>0</b>	<b>0.0</b>
Commercial Sex Acts	0	0.0	0	0.0
Involuntary Servitude	0	0.0	0	0.0
<b>Bribery</b>	<b>0</b>	<b>0.0</b>	<b>0</b>	<b>0.0</b>
<b>Weapon Law Violations</b>	<b>0</b>	<b>0.0</b>	<b>0</b>	<b>0.0</b>
<b>Animal Cruelty</b>	<b>0</b>	<b>0.0</b>	<b>0</b>	<b>0.0</b>

GROUP B OFFENSES	Offenses	Rate per 1,000
Bad Checks	0	0.0
Curfew/Vagrancy	0	0.0
Disorderly Conduct	0	0.0
DUI	0	0.0
Drunkenness	0	0.0
Family-Non Violent	0	0.0
Liquor Law Violations	0	0.0
Peeping Tom	0	0.0
Trespass	0	0.0
All Other Offenses	0	0.0

2023 Fall Term Campus Population	
Undergraduate Enrollment	210
Graduate Enrollment	0
Staff Personnel	9
Faculty Personnel	14
Security Personnel	1
<b>Total Campus Population</b>	<b>234</b>





## Tennessee College of Applied Technology at Crossville - 2023

GROUP A OFFENSES	Offense	Rate per 1,000	Cleared	% Cleared
<b>Homicide Offenses (Total)</b>	<b>0</b>	<b>0.0</b>	<b>0</b>	<b>0.0</b>
Murder	0	0.0	0	0.0
Negligent Manslaughter	0	0.0	0	0.0
Negligent Vehicular Manslaughter	0	0.0	0	0.0
<b>Kidnapping/Abduction</b>	<b>0</b>	<b>0.0</b>	<b>0</b>	<b>0.0</b>
<b>Sex Offenses (Forcible) (Total)</b>	<b>0</b>	<b>0.0</b>	<b>0</b>	<b>0.0</b>
Forcible Rape	0	0.0	0	0.0
Forcible Sodomy	0	0.0	0	0.0
Sexual Assault W/Object	0	0.0	0	0.0
Forcible Fondling	0	0.0	0	0.0
<b>Robbery</b>	<b>0</b>	<b>0.0</b>	<b>0</b>	<b>0.0</b>
<b>Assault Offenses (Total)</b>	<b>0</b>	<b>0.0</b>	<b>0</b>	<b>0.0</b>
Aggravated Assault	0	0.0	0	0.0
Simple Assault	0	0.0	0	0.0
Intimidation	0	0.0	0	0.0
Stalking	0	0.0	0	0.0
<b>Arson</b>	<b>0</b>	<b>0.0</b>	<b>0</b>	<b>0.0</b>
<b>Extortion/Blackmail</b>	<b>0</b>	<b>0.0</b>	<b>0</b>	<b>0.0</b>
<b>Burglary</b>	<b>0</b>	<b>0.0</b>	<b>0</b>	<b>0.0</b>
<b>Larceny/Theft Offenses (Total)</b>	<b>0</b>	<b>0.0</b>	<b>0</b>	<b>0.0</b>
Theft - Pocket-picking	0	0.0	0	0.0
Theft - Purse Snatching	0	0.0	0	0.0
Theft - Shoplifting	0	0.0	0	0.0
Theft From Building	0	0.0	0	0.0
Theft From Coin Machine	0	0.0	0	0.0
Theft From Motor Vehicle	0	0.0	0	0.0
Theft of Motor Vehicle Parts	0	0.0	0	0.0
Theft - All Other Larceny	0	0.0	0	0.0
<b>Motor Vehicle Theft</b>	<b>0</b>	<b>0.0</b>	<b>0</b>	<b>0.0</b>
<b>Counterfeiting/Forgery</b>	<b>0</b>	<b>0.0</b>	<b>0</b>	<b>0.0</b>
<b>Fraud Offenses (Total)</b>	<b>0</b>	<b>0.0</b>	<b>0</b>	<b>0.0</b>
Fraud - Computer Hacking/Invasion	0	0.0	0	0.0
Fraud - Credit Card/ATM	0	0.0	0	0.0
Fraud - False Pretenses	0	0.0	0	0.0
Fraud - Identity Theft	0	0.0	0	0.0
Fraud - Impersonation	0	0.0	0	0.0
Fraud - Welfare	0	0.0	0	0.0
Fraud - Wire	0	0.0	0	0.0
<b>Embezzlement</b>	<b>0</b>	<b>0.0</b>	<b>0</b>	<b>0.0</b>
<b>Stolen Property Offenses</b>	<b>0</b>	<b>0.0</b>	<b>0</b>	<b>0.0</b>
<b>Destruction/Damage/Vandalism</b>	<b>0</b>	<b>0.0</b>	<b>0</b>	<b>0.0</b>
<b>Drug/Narcotic Violations (Total)</b>	<b>0</b>	<b>0.0</b>	<b>0</b>	<b>0.0</b>
Drug/Narcotic Violations	0	0.0	0	0.0
Drug/Narcotic Equipment Violations	0	0.0	0	0.0

GROUP A OFFENSES	Offense	Rate per 1,000	Cleared	% Cleared
<b>Sex Offenses (Nonforcible) (Total)</b>	<b>0</b>	<b>0.0</b>	<b>0</b>	<b>0.0</b>
Incest	0	0.0	0	0.0
Statutory Rape	0	0.0	0	0.0
<b>Pornography/Obscene Material</b>	<b>0</b>	<b>0.0</b>	<b>0</b>	<b>0.0</b>
<b>Gambling Offenses (Total)</b>	<b>0</b>	<b>0.0</b>	<b>0</b>	<b>0.0</b>
Gambling - Betting/Wagering	0	0.0	0	0.0
Gambling - Operating/Promoting	0	0.0	0	0.0
Gambling - Equipment Violations	0	0.0	0	0.0
Gambling - Sports Tampering	0	0.0	0	0.0
<b>Prostitution Offenses (Total)</b>	<b>0</b>	<b>0.0</b>	<b>0</b>	<b>0.0</b>
Prostitution	0	0.0	0	0.0
Prostitution Assisting/Promoting	0	0.0	0	0.0
Purchasing Prostitution	0	0.0	0	0.0
<b>Human Trafficking Offenses (Total)</b>	<b>0</b>	<b>0.0</b>	<b>0</b>	<b>0.0</b>
Commercial Sex Acts	0	0.0	0	0.0
Involuntary Servitude	0	0.0	0	0.0
<b>Bribery</b>	<b>0</b>	<b>0.0</b>	<b>0</b>	<b>0.0</b>
<b>Weapon Law Violations</b>	<b>0</b>	<b>0.0</b>	<b>0</b>	<b>0.0</b>
<b>Animal Cruelty</b>	<b>0</b>	<b>0.0</b>	<b>0</b>	<b>0.0</b>

GROUP B OFFENSES	Offenses	Rate per 1,000
Bad Checks	0	0.0
Curfew/Vagrancy	0	0.0
Disorderly Conduct	0	0.0
DUI	0	0.0
Drunkenness	0	0.0
Family-Non Violent	0	0.0
Liquor Law Violations	0	0.0
Peeping Tom	0	0.0
Trespass	0	0.0
All Other Offenses	0	0.0

2023 Fall Term Campus Population	
Undergraduate Enrollment	591
Graduate Enrollment	0
Staff Personnel	13
Faculty Personnel	33
Security Personnel	1
<b>Total Campus Population</b>	<b>638</b>



**Tennessee College of Applied Technology at Crump - 2023**

<b>GROUP A OFFENSES</b>	Offense	Rate per 1,000	Cleared	% Cleared
<b>Homicide Offenses (Total)</b>	<b>0</b>	<b>0.0</b>	<b>0</b>	<b>0.0</b>
Murder	0	0.0	0	0.0
Negligent Manslaughter	0	0.0	0	0.0
Negligent Vehicular Manslaughter	0	0.0	0	0.0
<b>Kidnapping/Abduction</b>	<b>0</b>	<b>0.0</b>	<b>0</b>	<b>0.0</b>
<b>Sex Offenses (Forcible) (Total)</b>	<b>0</b>	<b>0.0</b>	<b>0</b>	<b>0.0</b>
Forcible Rape	0	0.0	0	0.0
Forcible Sodomy	0	0.0	0	0.0
Sexual Assault W/Object	0	0.0	0	0.0
Forcible Fondling	0	0.0	0	0.0
<b>Robbery</b>	<b>0</b>	<b>0.0</b>	<b>0</b>	<b>0.0</b>
<b>Assault Offenses (Total)</b>	<b>0</b>	<b>0.0</b>	<b>0</b>	<b>0.0</b>
Aggravated Assault	0	0.0	0	0.0
Simple Assault	0	0.0	0	0.0
Intimidation	0	0.0	0	0.0
Stalking	0	0.0	0	0.0
<b>Arson</b>	<b>0</b>	<b>0.0</b>	<b>0</b>	<b>0.0</b>
<b>Extortion/Blackmail</b>	<b>0</b>	<b>0.0</b>	<b>0</b>	<b>0.0</b>
<b>Burglary</b>	<b>0</b>	<b>0.0</b>	<b>0</b>	<b>0.0</b>
<b>Larceny/Theft Offenses (Total)</b>	<b>0</b>	<b>0.0</b>	<b>0</b>	<b>0.0</b>
Theft - Pocket-picking	0	0.0	0	0.0
Theft - Purse Snatching	0	0.0	0	0.0
Theft - Shoplifting	0	0.0	0	0.0
Theft From Building	0	0.0	0	0.0
Theft From Coin Machine	0	0.0	0	0.0
Theft From Motor Vehicle	0	0.0	0	0.0
Theft of Motor Vehicle Parts	0	0.0	0	0.0
Theft - All Other Larceny	0	0.0	0	0.0
<b>Motor Vehicle Theft</b>	<b>0</b>	<b>0.0</b>	<b>0</b>	<b>0.0</b>
<b>Counterfeiting/Forgery</b>	<b>0</b>	<b>0.0</b>	<b>0</b>	<b>0.0</b>
<b>Fraud Offenses (Total)</b>	<b>0</b>	<b>0.0</b>	<b>0</b>	<b>0.0</b>
Fraud - Computer Hacking/Invasion	0	0.0	0	0.0
Fraud - Credit Card/ATM	0	0.0	0	0.0
Fraud - False Pretenses	0	0.0	0	0.0
Fraud - Identity Theft	0	0.0	0	0.0
Fraud - Impersonation	0	0.0	0	0.0
Fraud - Welfare	0	0.0	0	0.0
Fraud - Wire	0	0.0	0	0.0
<b>Embezzlement</b>	<b>0</b>	<b>0.0</b>	<b>0</b>	<b>0.0</b>
<b>Stolen Property Offenses</b>	<b>0</b>	<b>0.0</b>	<b>0</b>	<b>0.0</b>
<b>Destruction/Damage/Vandalism</b>	<b>0</b>	<b>0.0</b>	<b>0</b>	<b>0.0</b>
<b>Drug/Narcotic Violations (Total)</b>	<b>0</b>	<b>0.0</b>	<b>0</b>	<b>0.0</b>
Drug/Narcotic Violations	0	0.0	0	0.0
Drug/Narcotic Equipment Violations	0	0.0	0	0.0

<b>GROUP A OFFENSES</b>	Offense	Rate per 1,000	Cleared	% Cleared
<b>Sex Offenses (Nonforcible) (Total)</b>	<b>0</b>	<b>0.0</b>	<b>0</b>	<b>0.0</b>
Incest	0	0.0	0	0.0
Statutory Rape	0	0.0	0	0.0
<b>Pornography/Obscene Material</b>	<b>0</b>	<b>0.0</b>	<b>0</b>	<b>0.0</b>
<b>Gambling Offenses (Total)</b>	<b>0</b>	<b>0.0</b>	<b>0</b>	<b>0.0</b>
Gambling - Betting/Wagering	0	0.0	0	0.0
Gambling - Operating/Promoting	0	0.0	0	0.0
Gambling - Equipment Violations	0	0.0	0	0.0
Gambling - Sports Tampering	0	0.0	0	0.0
<b>Prostitution Offenses (Total)</b>	<b>0</b>	<b>0.0</b>	<b>0</b>	<b>0.0</b>
Prostitution	0	0.0	0	0.0
Prostitution Assisting/Promoting	0	0.0	0	0.0
Purchasing Prostitution	0	0.0	0	0.0
<b>Human Trafficking Offenses (Total)</b>	<b>0</b>	<b>0.0</b>	<b>0</b>	<b>0.0</b>
Commercial Sex Acts	0	0.0	0	0.0
Involuntary Servitude	0	0.0	0	0.0
<b>Bribery</b>	<b>0</b>	<b>0.0</b>	<b>0</b>	<b>0.0</b>
<b>Weapon Law Violations</b>	<b>0</b>	<b>0.0</b>	<b>0</b>	<b>0.0</b>
<b>Animal Cruelty</b>	<b>0</b>	<b>0.0</b>	<b>0</b>	<b>0.0</b>

<b>GROUP B OFFENSES</b>	Offenses	Rate per 1,000
Bad Checks	0	0.0
Curfew/Vagrancy	0	0.0
Disorderly Conduct	0	0.0
DUI	0	0.0
Drunkenness	0	0.0
Family-Non Violent	0	0.0
Liquor Law Violations	0	0.0
Peeping Tom	0	0.0
Trespass	0	0.0
All Other Offenses	0	0.0

<b>2023 Fall Term Campus Population</b>	
Undergraduate Enrollment	295
Graduate Enrollment	0
Staff Personnel	12
Faculty Personnel	21
Security Personnel	0
<b>Total Campus Population</b>	<b>328</b>



## Tennessee College of Applied Technology at Dickson - 2023

GROUP A OFFENSES	Offense	Rate per 1,000	Cleared	% Cleared
<b>Homicide Offenses (Total)</b>	<b>0</b>	<b>0.0</b>	<b>0</b>	<b>0.0</b>
Murder	0	0.0	0	0.0
Negligent Manslaughter	0	0.0	0	0.0
Negligent Vehicular Manslaughter	0	0.0	0	0.0
<b>Kidnapping/Abduction</b>	<b>0</b>	<b>0.0</b>	<b>0</b>	<b>0.0</b>
<b>Sex Offenses (Forcible) (Total)</b>	<b>0</b>	<b>0.0</b>	<b>0</b>	<b>0.0</b>
Forcible Rape	0	0.0	0	0.0
Forcible Sodomy	0	0.0	0	0.0
Sexual Assault W/Object	0	0.0	0	0.0
Forcible Fondling	0	0.0	0	0.0
<b>Robbery</b>	<b>0</b>	<b>0.0</b>	<b>0</b>	<b>0.0</b>
<b>Assault Offenses (Total)</b>	<b>1</b>	<b>1.4</b>	<b>1</b>	<b>100.0</b>
Aggravated Assault	1	1.4	1	100.0
Simple Assault	0	0.0	0	0.0
Intimidation	0	0.0	0	0.0
Stalking	0	0.0	0	0.0
<b>Arson</b>	<b>0</b>	<b>0.0</b>	<b>0</b>	<b>0.0</b>
<b>Extortion/Blackmail</b>	<b>0</b>	<b>0.0</b>	<b>0</b>	<b>0.0</b>
<b>Burglary</b>	<b>0</b>	<b>0.0</b>	<b>0</b>	<b>0.0</b>
<b>Larceny/Theft Offenses (Total)</b>	<b>0</b>	<b>0.0</b>	<b>0</b>	<b>0.0</b>
Theft - Pocket-picking	0	0.0	0	0.0
Theft - Purse Snatching	0	0.0	0	0.0
Theft - Shoplifting	0	0.0	0	0.0
Theft From Building	0	0.0	0	0.0
Theft From Coin Machine	0	0.0	0	0.0
Theft From Motor Vehicle	0	0.0	0	0.0
Theft of Motor Vehicle Parts	0	0.0	0	0.0
Theft - All Other Larceny	0	0.0	0	0.0
<b>Motor Vehicle Theft</b>	<b>0</b>	<b>0.0</b>	<b>0</b>	<b>0.0</b>
<b>Counterfeiting/Forgery</b>	<b>0</b>	<b>0.0</b>	<b>0</b>	<b>0.0</b>
<b>Fraud Offenses (Total)</b>	<b>0</b>	<b>0.0</b>	<b>0</b>	<b>0.0</b>
Fraud - Computer Hacking/Invasion	0	0.0	0	0.0
Fraud - Credit Card/ATM	0	0.0	0	0.0
Fraud - False Pretenses	0	0.0	0	0.0
Fraud - Identity Theft	0	0.0	0	0.0
Fraud - Impersonation	0	0.0	0	0.0
Fraud - Welfare	0	0.0	0	0.0
Fraud - Wire	0	0.0	0	0.0
<b>Embezzlement</b>	<b>0</b>	<b>0.0</b>	<b>0</b>	<b>0.0</b>
<b>Stolen Property Offenses</b>	<b>0</b>	<b>0.0</b>	<b>0</b>	<b>0.0</b>
<b>Destruction/Damage/Vandalism</b>	<b>0</b>	<b>0.0</b>	<b>0</b>	<b>0.0</b>
<b>Drug/Narcotic Violations (Total)</b>	<b>2</b>	<b>2.8</b>	<b>2</b>	<b>100.0</b>
Drug/Narcotic Violations	1	1.4	1	100.0
Drug/Narcotic Equipment Violations	1	1.4	1	100.0

GROUP A OFFENSES	Offense	Rate per 1,000	Cleared	% Cleared
<b>Sex Offenses (Nonforcible) (Total)</b>	<b>0</b>	<b>0.0</b>	<b>0</b>	<b>0.0</b>
Incest	0	0.0	0	0.0
Statutory Rape	0	0.0	0	0.0
<b>Pornography/Obscene Material</b>	<b>0</b>	<b>0.0</b>	<b>0</b>	<b>0.0</b>
<b>Gambling Offenses (Total)</b>	<b>0</b>	<b>0.0</b>	<b>0</b>	<b>0.0</b>
Gambling - Betting/Wagering	0	0.0	0	0.0
Gambling - Operating/Promoting	0	0.0	0	0.0
Gambling - Equipment Violations	0	0.0	0	0.0
Gambling - Sports Tampering	0	0.0	0	0.0
<b>Prostitution Offenses (Total)</b>	<b>0</b>	<b>0.0</b>	<b>0</b>	<b>0.0</b>
Prostitution	0	0.0	0	0.0
Prostitution Assisting/Promoting	0	0.0	0	0.0
Purchasing Prostitution	0	0.0	0	0.0
<b>Human Trafficking Offenses (Total)</b>	<b>0</b>	<b>0.0</b>	<b>0</b>	<b>0.0</b>
Commercial Sex Acts	0	0.0	0	0.0
Involuntary Servitude	0	0.0	0	0.0
<b>Bribery</b>	<b>0</b>	<b>0.0</b>	<b>0</b>	<b>0.0</b>
<b>Weapon Law Violations</b>	<b>0</b>	<b>0.0</b>	<b>0</b>	<b>0.0</b>
<b>Animal Cruelty</b>	<b>0</b>	<b>0.0</b>	<b>0</b>	<b>0.0</b>

GROUP B OFFENSES	Offenses	Rate per 1,000
Bad Checks	0	0.0
Curfew/Vagrancy	0	0.0
Disorderly Conduct	0	0.0
DUI	0	0.0
Drunkenness	0	0.0
Family-Non Violent	0	0.0
Liquor Law Violations	0	0.0
Peeping Tom	0	0.0
Trespass	0	0.0
All Other Offenses	0	0.0

2023 Fall Term Campus Population	
Undergraduate Enrollment	652
Graduate Enrollment	0
Staff Personnel	31
Faculty Personnel	43
Security Personnel	0
<b>Total Campus Population</b>	<b>726</b>



**Tennessee College of Applied Technology at Elizabethton - 2023**

<b>GROUP A OFFENSES</b>	Offense	Rate per 1,000	Cleared	% Cleared
<b>Homicide Offenses (Total)</b>	<b>0</b>	<b>0.0</b>	<b>0</b>	<b>0.0</b>
Murder	0	0.0	0	0.0
Negligent Manslaughter	0	0.0	0	0.0
Negligent Vehicular Manslaughter	0	0.0	0	0.0
<b>Kidnapping/Abduction</b>	<b>0</b>	<b>0.0</b>	<b>0</b>	<b>0.0</b>
<b>Sex Offenses (Forcible) (Total)</b>	<b>0</b>	<b>0.0</b>	<b>0</b>	<b>0.0</b>
Forcible Rape	0	0.0	0	0.0
Forcible Sodomy	0	0.0	0	0.0
Sexual Assault W/Object	0	0.0	0	0.0
Forcible Fondling	0	0.0	0	0.0
<b>Robbery</b>	<b>0</b>	<b>0.0</b>	<b>0</b>	<b>0.0</b>
<b>Assault Offenses (Total)</b>	<b>0</b>	<b>0.0</b>	<b>0</b>	<b>0.0</b>
Aggravated Assault	0	0.0	0	0.0
Simple Assault	0	0.0	0	0.0
Intimidation	0	0.0	0	0.0
Stalking	0	0.0	0	0.0
<b>Arson</b>	<b>0</b>	<b>0.0</b>	<b>0</b>	<b>0.0</b>
<b>Extortion/Blackmail</b>	<b>0</b>	<b>0.0</b>	<b>0</b>	<b>0.0</b>
<b>Burglary</b>	<b>0</b>	<b>0.0</b>	<b>0</b>	<b>0.0</b>
<b>Larceny/Theft Offenses (Total)</b>	<b>0</b>	<b>0.0</b>	<b>0</b>	<b>0.0</b>
Theft - Pocket-picking	0	0.0	0	0.0
Theft - Purse Snatching	0	0.0	0	0.0
Theft - Shoplifting	0	0.0	0	0.0
Theft From Building	0	0.0	0	0.0
Theft From Coin Machine	0	0.0	0	0.0
Theft From Motor Vehicle	0	0.0	0	0.0
Theft of Motor Vehicle Parts	0	0.0	0	0.0
Theft - All Other Larceny	0	0.0	0	0.0
<b>Motor Vehicle Theft</b>	<b>0</b>	<b>0.0</b>	<b>0</b>	<b>0.0</b>
<b>Counterfeiting/Forgery</b>	<b>0</b>	<b>0.0</b>	<b>0</b>	<b>0.0</b>
<b>Fraud Offenses (Total)</b>	<b>0</b>	<b>0.0</b>	<b>0</b>	<b>0.0</b>
Fraud - Computer Hacking/Invasion	0	0.0	0	0.0
Fraud - Credit Card/ATM	0	0.0	0	0.0
Fraud - False Pretenses	0	0.0	0	0.0
Fraud - Identity Theft	0	0.0	0	0.0
Fraud - Impersonation	0	0.0	0	0.0
Fraud - Welfare	0	0.0	0	0.0
Fraud - Wire	0	0.0	0	0.0
<b>Embezzlement</b>	<b>0</b>	<b>0.0</b>	<b>0</b>	<b>0.0</b>
<b>Stolen Property Offenses</b>	<b>0</b>	<b>0.0</b>	<b>0</b>	<b>0.0</b>
<b>Destruction/Damage/Vandalism</b>	<b>0</b>	<b>0.0</b>	<b>0</b>	<b>0.0</b>
<b>Drug/Narcotic Violations (Total)</b>	<b>0</b>	<b>0.0</b>	<b>0</b>	<b>0.0</b>
Drug/Narcotic Violations	0	0.0	0	0.0
Drug/Narcotic Equipment Violations	0	0.0	0	0.0

<b>GROUP A OFFENSES</b>	Offense	Rate per 1,000	Cleared	% Cleared
<b>Sex Offenses (Nonforcible) (Total)</b>	<b>0</b>	<b>0.0</b>	<b>0</b>	<b>0.0</b>
Incest	0	0.0	0	0.0
Statutory Rape	0	0.0	0	0.0
<b>Pornography/Obscene Material</b>	<b>0</b>	<b>0.0</b>	<b>0</b>	<b>0.0</b>
<b>Gambling Offenses (Total)</b>	<b>0</b>	<b>0.0</b>	<b>0</b>	<b>0.0</b>
Gambling - Betting/Wagering	0	0.0	0	0.0
Gambling - Operating/Promoting	0	0.0	0	0.0
Gambling - Equipment Violations	0	0.0	0	0.0
Gambling - Sports Tampering	0	0.0	0	0.0
<b>Prostitution Offenses (Total)</b>	<b>0</b>	<b>0.0</b>	<b>0</b>	<b>0.0</b>
Prostitution	0	0.0	0	0.0
Prostitution Assisting/Promoting	0	0.0	0	0.0
Purchasing Prostitution	0	0.0	0	0.0
<b>Human Trafficking Offenses (Total)</b>	<b>0</b>	<b>0.0</b>	<b>0</b>	<b>0.0</b>
Commercial Sex Acts	0	0.0	0	0.0
Involuntary Servitude	0	0.0	0	0.0
<b>Bribery</b>	<b>0</b>	<b>0.0</b>	<b>0</b>	<b>0.0</b>
<b>Weapon Law Violations</b>	<b>0</b>	<b>0.0</b>	<b>0</b>	<b>0.0</b>
<b>Animal Cruelty</b>	<b>0</b>	<b>0.0</b>	<b>0</b>	<b>0.0</b>

<b>GROUP B OFFENSES</b>	Offenses	Rate per 1,000
Bad Checks	0	0.0
Curfew/Vagrancy	0	0.0
Disorderly Conduct	0	0.0
DUI	0	0.0
Drunkenness	0	0.0
Family-Non Violent	0	0.0
Liquor Law Violations	0	0.0
Peeping Tom	0	0.0
Trespass	0	0.0
All Other Offenses	0	0.0

<b>2023 Fall Term Campus Population</b>	
Undergraduate Enrollment	448
Graduate Enrollment	0
Staff Personnel	21
Faculty Personnel	37
Security Personnel	1
<b>Total Campus Population</b>	<b>507</b>



Tennessee College of Applied Technology at Harriman - 2023

GROUP A OFFENSES	Offense	Rate per 1,000	Cleared	% Cleared
<b>Homicide Offenses (Total)</b>	<b>0</b>	<b>0.0</b>	<b>0</b>	<b>0.0</b>
Murder	0	0.0	0	0.0
Negligent Manslaughter	0	0.0	0	0.0
Negligent Vehicular Manslaughter	0	0.0	0	0.0
<b>Kidnapping/Abduction</b>	<b>0</b>	<b>0.0</b>	<b>0</b>	<b>0.0</b>
<b>Sex Offenses (Forcible) (Total)</b>	<b>0</b>	<b>0.0</b>	<b>0</b>	<b>0.0</b>
Forcible Rape	0	0.0	0	0.0
Forcible Sodomy	0	0.0	0	0.0
Sexual Assault W/Object	0	0.0	0	0.0
Forcible Fondling	0	0.0	0	0.0
<b>Robbery</b>	<b>0</b>	<b>0.0</b>	<b>0</b>	<b>0.0</b>
<b>Assault Offenses (Total)</b>	<b>0</b>	<b>0.0</b>	<b>0</b>	<b>0.0</b>
Aggravated Assault	0	0.0	0	0.0
Simple Assault	0	0.0	0	0.0
Intimidation	0	0.0	0	0.0
Stalking	0	0.0	0	0.0
<b>Arson</b>	<b>0</b>	<b>0.0</b>	<b>0</b>	<b>0.0</b>
<b>Extortion/Blackmail</b>	<b>0</b>	<b>0.0</b>	<b>0</b>	<b>0.0</b>
<b>Burglary</b>	<b>0</b>	<b>0.0</b>	<b>0</b>	<b>0.0</b>
<b>Larceny/Theft Offenses (Total)</b>	<b>0</b>	<b>0.0</b>	<b>0</b>	<b>0.0</b>
Theft - Pocket-picking	0	0.0	0	0.0
Theft - Purse Snatching	0	0.0	0	0.0
Theft - Shoplifting	0	0.0	0	0.0
Theft From Building	0	0.0	0	0.0
Theft From Coin Machine	0	0.0	0	0.0
Theft From Motor Vehicle	0	0.0	0	0.0
Theft of Motor Vehicle Parts	0	0.0	0	0.0
Theft - All Other Larceny	0	0.0	0	0.0
<b>Motor Vehicle Theft</b>	<b>0</b>	<b>0.0</b>	<b>0</b>	<b>0.0</b>
<b>Counterfeiting/Forgery</b>	<b>0</b>	<b>0.0</b>	<b>0</b>	<b>0.0</b>
<b>Fraud Offenses (Total)</b>	<b>0</b>	<b>0.0</b>	<b>0</b>	<b>0.0</b>
Fraud - Computer Hacking/Invasion	0	0.0	0	0.0
Fraud - Credit Card/ATM	0	0.0	0	0.0
Fraud - False Pretenses	0	0.0	0	0.0
Fraud - Identity Theft	0	0.0	0	0.0
Fraud - Impersonation	0	0.0	0	0.0
Fraud - Welfare	0	0.0	0	0.0
Fraud - Wire	0	0.0	0	0.0
<b>Embezzlement</b>	<b>0</b>	<b>0.0</b>	<b>0</b>	<b>0.0</b>
<b>Stolen Property Offenses</b>	<b>0</b>	<b>0.0</b>	<b>0</b>	<b>0.0</b>
<b>Destruction/Damage/Vandalism</b>	<b>0</b>	<b>0.0</b>	<b>0</b>	<b>0.0</b>
<b>Drug/Narcotic Violations (Total)</b>	<b>0</b>	<b>0.0</b>	<b>0</b>	<b>0.0</b>
Drug/Narcotic Violations	0	0.0	0	0.0
Drug/Narcotic Equipment Violations	0	0.0	0	0.0

GROUP A OFFENSES	Offense	Rate per 1,000	Cleared	% Cleared
<b>Sex Offenses (Nonforcible) (Total)</b>	<b>0</b>	<b>0.0</b>	<b>0</b>	<b>0.0</b>
Incest	0	0.0	0	0.0
Statutory Rape	0	0.0	0	0.0
<b>Pornography/Obscene Material</b>	<b>0</b>	<b>0.0</b>	<b>0</b>	<b>0.0</b>
<b>Gambling Offenses (Total)</b>	<b>0</b>	<b>0.0</b>	<b>0</b>	<b>0.0</b>
Gambling - Betting/Wagering	0	0.0	0	0.0
Gambling - Operating/Promoting	0	0.0	0	0.0
Gambling - Equipment Violations	0	0.0	0	0.0
Gambling - Sports Tampering	0	0.0	0	0.0
<b>Prostitution Offenses (Total)</b>	<b>0</b>	<b>0.0</b>	<b>0</b>	<b>0.0</b>
Prostitution	0	0.0	0	0.0
Prostitution Assisting/Promoting	0	0.0	0	0.0
Purchasing Prostitution	0	0.0	0	0.0
<b>Human Trafficking Offenses (Total)</b>	<b>0</b>	<b>0.0</b>	<b>0</b>	<b>0.0</b>
Commercial Sex Acts	0	0.0	0	0.0
Involuntary Servitude	0	0.0	0	0.0
<b>Bribery</b>	<b>0</b>	<b>0.0</b>	<b>0</b>	<b>0.0</b>
<b>Weapon Law Violations</b>	<b>0</b>	<b>0.0</b>	<b>0</b>	<b>0.0</b>
<b>Animal Cruelty</b>	<b>0</b>	<b>0.0</b>	<b>0</b>	<b>0.0</b>

GROUP B OFFENSES	Offenses	Rate per 1,000
Bad Checks	0	0.0
Curfew/Vagrancy	0	0.0
Disorderly Conduct	0	0.0
DUI	0	0.0
Drunkenness	0	0.0
Family-Non Violent	0	0.0
Liquor Law Violations	0	0.0
Peeping Tom	0	0.0
Trespass	0	0.0
All Other Offenses	0	0.0

2023 Fall Term Campus Population	
Undergraduate Enrollment	400
Graduate Enrollment	0
Staff Personnel	13
Faculty Personnel	21
Security Personnel	1
<b>Total Campus Population</b>	<b>435</b>



**Tennessee College of Applied Technology at Hartsville - 2023**

<b>GROUP A OFFENSES</b>	Offense	Rate per 1,000	Cleared	% Cleared
<b>Homicide Offenses (Total)</b>	<b>0</b>	<b>0.0</b>	<b>0</b>	<b>0.0</b>
Murder	0	0.0	0	0.0
Negligent Manslaughter	0	0.0	0	0.0
Negligent Vehicular Manslaughter	0	0.0	0	0.0
<b>Kidnapping/Abduction</b>	<b>0</b>	<b>0.0</b>	<b>0</b>	<b>0.0</b>
<b>Sex Offenses (Forcible) (Total)</b>	<b>0</b>	<b>0.0</b>	<b>0</b>	<b>0.0</b>
Forcible Rape	0	0.0	0	0.0
Forcible Sodomy	0	0.0	0	0.0
Sexual Assault W/Object	0	0.0	0	0.0
Forcible Fondling	0	0.0	0	0.0
<b>Robbery</b>	<b>0</b>	<b>0.0</b>	<b>0</b>	<b>0.0</b>
<b>Assault Offenses (Total)</b>	<b>0</b>	<b>0.0</b>	<b>0</b>	<b>0.0</b>
Aggravated Assault	0	0.0	0	0.0
Simple Assault	0	0.0	0	0.0
Intimidation	0	0.0	0	0.0
Stalking	0	0.0	0	0.0
<b>Arson</b>	<b>0</b>	<b>0.0</b>	<b>0</b>	<b>0.0</b>
<b>Extortion/Blackmail</b>	<b>0</b>	<b>0.0</b>	<b>0</b>	<b>0.0</b>
<b>Burglary</b>	<b>0</b>	<b>0.0</b>	<b>0</b>	<b>0.0</b>
<b>Larceny/Theft Offenses (Total)</b>	<b>0</b>	<b>0.0</b>	<b>0</b>	<b>0.0</b>
Theft - Pocket-picking	0	0.0	0	0.0
Theft - Purse Snatching	0	0.0	0	0.0
Theft - Shoplifting	0	0.0	0	0.0
Theft From Building	0	0.0	0	0.0
Theft From Coin Machine	0	0.0	0	0.0
Theft From Motor Vehicle	0	0.0	0	0.0
Theft of Motor Vehicle Parts	0	0.0	0	0.0
Theft - All Other Larceny	0	0.0	0	0.0
<b>Motor Vehicle Theft</b>	<b>0</b>	<b>0.0</b>	<b>0</b>	<b>0.0</b>
<b>Counterfeiting/Forgery</b>	<b>0</b>	<b>0.0</b>	<b>0</b>	<b>0.0</b>
<b>Fraud Offenses (Total)</b>	<b>0</b>	<b>0.0</b>	<b>0</b>	<b>0.0</b>
Fraud - Computer Hacking/Invasion	0	0.0	0	0.0
Fraud - Credit Card/ATM	0	0.0	0	0.0
Fraud - False Pretenses	0	0.0	0	0.0
Fraud - Identity Theft	0	0.0	0	0.0
Fraud - Impersonation	0	0.0	0	0.0
Fraud - Welfare	0	0.0	0	0.0
Fraud - Wire	0	0.0	0	0.0
<b>Embezzlement</b>	<b>0</b>	<b>0.0</b>	<b>0</b>	<b>0.0</b>
<b>Stolen Property Offenses</b>	<b>0</b>	<b>0.0</b>	<b>0</b>	<b>0.0</b>
<b>Destruction/Damage/Vandalism</b>	<b>0</b>	<b>0.0</b>	<b>0</b>	<b>0.0</b>
<b>Drug/Narcotic Violations (Total)</b>	<b>0</b>	<b>0.0</b>	<b>0</b>	<b>0.0</b>
Drug/Narcotic Violations	0	0.0	0	0.0
Drug/Narcotic Equipment Violations	0	0.0	0	0.0

<b>GROUP A OFFENSES</b>	Offense	Rate per 1,000	Cleared	% Cleared
<b>Sex Offenses (Nonforcible) (Total)</b>	<b>0</b>	<b>0.0</b>	<b>0</b>	<b>0.0</b>
Incest	0	0.0	0	0.0
Statutory Rape	0	0.0	0	0.0
<b>Pornography/Obscene Material</b>	<b>0</b>	<b>0.0</b>	<b>0</b>	<b>0.0</b>
<b>Gambling Offenses (Total)</b>	<b>0</b>	<b>0.0</b>	<b>0</b>	<b>0.0</b>
Gambling - Betting/Wagering	0	0.0	0	0.0
Gambling - Operating/Promoting	0	0.0	0	0.0
Gambling - Equipment Violations	0	0.0	0	0.0
Gambling - Sports Tampering	0	0.0	0	0.0
<b>Prostitution Offenses (Total)</b>	<b>0</b>	<b>0.0</b>	<b>0</b>	<b>0.0</b>
Prostitution	0	0.0	0	0.0
Prostitution Assisting/Promoting	0	0.0	0	0.0
Purchasing Prostitution	0	0.0	0	0.0
<b>Human Trafficking Offenses (Total)</b>	<b>0</b>	<b>0.0</b>	<b>0</b>	<b>0.0</b>
Commercial Sex Acts	0	0.0	0	0.0
Involuntary Servitude	0	0.0	0	0.0
<b>Bribery</b>	<b>0</b>	<b>0.0</b>	<b>0</b>	<b>0.0</b>
<b>Weapon Law Violations</b>	<b>0</b>	<b>0.0</b>	<b>0</b>	<b>0.0</b>
<b>Animal Cruelty</b>	<b>0</b>	<b>0.0</b>	<b>0</b>	<b>0.0</b>

<b>GROUP B OFFENSES</b>	Offenses	Rate per 1,000
Bad Checks	0	0.0
Curfew/Vagrancy	0	0.0
Disorderly Conduct	0	0.0
DUI	0	0.0
Drunkenness	0	0.0
Family-Non Violent	0	0.0
Liquor Law Violations	0	0.0
Peeping Tom	0	0.0
Trespass	0	0.0
All Other Offenses	0	0.0

<b>2023 Fall Term Campus Population</b>	
Undergraduate Enrollment	321
Graduate Enrollment	0
Staff Personnel	14
Faculty Personnel	28
Security Personnel	1
<b>Total Campus Population</b>	<b>364</b>



**Tennessee College of Applied Technology at Hohenwald - 2023**

<b>GROUP A OFFENSES</b>	Offense	Rate per 1,000	Cleared	% Cleared
<b>Homicide Offenses (Total)</b>	<b>0</b>	<b>0.0</b>	<b>0</b>	<b>0.0</b>
Murder	0	0.0	0	0.0
Negligent Manslaughter	0	0.0	0	0.0
Negligent Vehicular Manslaughter	0	0.0	0	0.0
<b>Kidnapping/Abduction</b>	<b>0</b>	<b>0.0</b>	<b>0</b>	<b>0.0</b>
<b>Sex Offenses (Forcible) (Total)</b>	<b>0</b>	<b>0.0</b>	<b>0</b>	<b>0.0</b>
Forcible Rape	0	0.0	0	0.0
Forcible Sodomy	0	0.0	0	0.0
Sexual Assault W/Object	0	0.0	0	0.0
Forcible Fondling	0	0.0	0	0.0
<b>Robbery</b>	<b>0</b>	<b>0.0</b>	<b>0</b>	<b>0.0</b>
<b>Assault Offenses (Total)</b>	<b>0</b>	<b>0.0</b>	<b>0</b>	<b>0.0</b>
Aggravated Assault	0	0.0	0	0.0
Simple Assault	0	0.0	0	0.0
Intimidation	0	0.0	0	0.0
Stalking	0	0.0	0	0.0
<b>Arson</b>	<b>0</b>	<b>0.0</b>	<b>0</b>	<b>0.0</b>
<b>Extortion/Blackmail</b>	<b>0</b>	<b>0.0</b>	<b>0</b>	<b>0.0</b>
<b>Burglary</b>	<b>0</b>	<b>0.0</b>	<b>0</b>	<b>0.0</b>
<b>Larceny/Theft Offenses (Total)</b>	<b>0</b>	<b>0.0</b>	<b>0</b>	<b>0.0</b>
Theft - Pocket-picking	0	0.0	0	0.0
Theft - Purse Snatching	0	0.0	0	0.0
Theft - Shoplifting	0	0.0	0	0.0
Theft From Building	0	0.0	0	0.0
Theft From Coin Machine	0	0.0	0	0.0
Theft From Motor Vehicle	0	0.0	0	0.0
Theft of Motor Vehicle Parts	0	0.0	0	0.0
Theft - All Other Larceny	0	0.0	0	0.0
<b>Motor Vehicle Theft</b>	<b>0</b>	<b>0.0</b>	<b>0</b>	<b>0.0</b>
<b>Counterfeiting/Forgery</b>	<b>0</b>	<b>0.0</b>	<b>0</b>	<b>0.0</b>
<b>Fraud Offenses (Total)</b>	<b>0</b>	<b>0.0</b>	<b>0</b>	<b>0.0</b>
Fraud - Computer Hacking/Invasion	0	0.0	0	0.0
Fraud - Credit Card/ATM	0	0.0	0	0.0
Fraud - False Pretenses	0	0.0	0	0.0
Fraud - Identity Theft	0	0.0	0	0.0
Fraud - Impersonation	0	0.0	0	0.0
Fraud - Welfare	0	0.0	0	0.0
Fraud - Wire	0	0.0	0	0.0
<b>Embezzlement</b>	<b>0</b>	<b>0.0</b>	<b>0</b>	<b>0.0</b>
<b>Stolen Property Offenses</b>	<b>0</b>	<b>0.0</b>	<b>0</b>	<b>0.0</b>
<b>Destruction/Damage/Vandalism</b>	<b>0</b>	<b>0.0</b>	<b>0</b>	<b>0.0</b>
<b>Drug/Narcotic Violations (Total)</b>	<b>0</b>	<b>0.0</b>	<b>0</b>	<b>0.0</b>
Drug/Narcotic Violations	0	0.0	0	0.0
Drug/Narcotic Equipment Violations	0	0.0	0	0.0

<b>GROUP A OFFENSES</b>	Offense	Rate per 1,000	Cleared	% Cleared
<b>Sex Offenses (Nonforcible) (Total)</b>	<b>0</b>	<b>0.0</b>	<b>0</b>	<b>0.0</b>
Incest	0	0.0	0	0.0
Statutory Rape	0	0.0	0	0.0
<b>Pornography/Obscene Material</b>	<b>0</b>	<b>0.0</b>	<b>0</b>	<b>0.0</b>
<b>Gambling Offenses (Total)</b>	<b>0</b>	<b>0.0</b>	<b>0</b>	<b>0.0</b>
Gambling - Betting/Wagering	0	0.0	0	0.0
Gambling - Operating/Promoting	0	0.0	0	0.0
Gambling - Equipment Violations	0	0.0	0	0.0
Gambling - Sports Tampering	0	0.0	0	0.0
<b>Prostitution Offenses (Total)</b>	<b>0</b>	<b>0.0</b>	<b>0</b>	<b>0.0</b>
Prostitution	0	0.0	0	0.0
Prostitution Assisting/Promoting	0	0.0	0	0.0
Purchasing Prostitution	0	0.0	0	0.0
<b>Human Trafficking Offenses (Total)</b>	<b>0</b>	<b>0.0</b>	<b>0</b>	<b>0.0</b>
Commercial Sex Acts	0	0.0	0	0.0
Involuntary Servitude	0	0.0	0	0.0
<b>Bribery</b>	<b>0</b>	<b>0.0</b>	<b>0</b>	<b>0.0</b>
<b>Weapon Law Violations</b>	<b>0</b>	<b>0.0</b>	<b>0</b>	<b>0.0</b>
<b>Animal Cruelty</b>	<b>0</b>	<b>0.0</b>	<b>0</b>	<b>0.0</b>

<b>GROUP B OFFENSES</b>	Offenses	Rate per 1,000
Bad Checks	0	0.0
Curfew/Vagrancy	0	0.0
Disorderly Conduct	0	0.0
DUI	0	0.0
Drunkenness	0	0.0
Family-Non Violent	0	0.0
Liquor Law Violations	0	0.0
Peeping Tom	0	0.0
Trespass	0	0.0
All Other Offenses	0	0.0

<b>2023 Fall Term Campus Population</b>	
Undergraduate Enrollment	1,051
Graduate Enrollment	0
Staff Personnel	14
Faculty Personnel	28
Security Personnel	1
<b>Total Campus Population</b>	<b>1,094</b>



**Tennessee College of Applied Technology at Jacksboro - 2023**

<b>GROUP A OFFENSES</b>	Offense	Rate per 1,000	Cleared	% Cleared
<b>Homicide Offenses (Total)</b>	<b>0</b>	<b>0.0</b>	<b>0</b>	<b>0.0</b>
Murder	0	0.0	0	0.0
Negligent Manslaughter	0	0.0	0	0.0
Negligent Vehicular Manslaughter	0	0.0	0	0.0
<b>Kidnapping/Abduction</b>	<b>0</b>	<b>0.0</b>	<b>0</b>	<b>0.0</b>
<b>Sex Offenses (Forcible) (Total)</b>	<b>0</b>	<b>0.0</b>	<b>0</b>	<b>0.0</b>
Forcible Rape	0	0.0	0	0.0
Forcible Sodomy	0	0.0	0	0.0
Sexual Assault W/Object	0	0.0	0	0.0
Forcible Fondling	0	0.0	0	0.0
<b>Robbery</b>	<b>0</b>	<b>0.0</b>	<b>0</b>	<b>0.0</b>
<b>Assault Offenses (Total)</b>	<b>0</b>	<b>0.0</b>	<b>0</b>	<b>0.0</b>
Aggravated Assault	0	0.0	0	0.0
Simple Assault	0	0.0	0	0.0
Intimidation	0	0.0	0	0.0
Stalking	0	0.0	0	0.0
<b>Arson</b>	<b>0</b>	<b>0.0</b>	<b>0</b>	<b>0.0</b>
<b>Extortion/Blackmail</b>	<b>0</b>	<b>0.0</b>	<b>0</b>	<b>0.0</b>
<b>Burglary</b>	<b>0</b>	<b>0.0</b>	<b>0</b>	<b>0.0</b>
<b>Larceny/Theft Offenses (Total)</b>	<b>0</b>	<b>0.0</b>	<b>0</b>	<b>0.0</b>
Theft - Pocket-picking	0	0.0	0	0.0
Theft - Purse Snatching	0	0.0	0	0.0
Theft - Shoplifting	0	0.0	0	0.0
Theft From Building	0	0.0	0	0.0
Theft From Coin Machine	0	0.0	0	0.0
Theft From Motor Vehicle	0	0.0	0	0.0
Theft of Motor Vehicle Parts	0	0.0	0	0.0
Theft - All Other Larceny	0	0.0	0	0.0
<b>Motor Vehicle Theft</b>	<b>0</b>	<b>0.0</b>	<b>0</b>	<b>0.0</b>
<b>Counterfeiting/Forgery</b>	<b>0</b>	<b>0.0</b>	<b>0</b>	<b>0.0</b>
<b>Fraud Offenses (Total)</b>	<b>0</b>	<b>0.0</b>	<b>0</b>	<b>0.0</b>
Fraud - Computer Hacking/Invasion	0	0.0	0	0.0
Fraud - Credit Card/ATM	0	0.0	0	0.0
Fraud - False Pretenses	0	0.0	0	0.0
Fraud - Identity Theft	0	0.0	0	0.0
Fraud - Impersonation	0	0.0	0	0.0
Fraud - Welfare	0	0.0	0	0.0
Fraud - Wire	0	0.0	0	0.0
<b>Embezzlement</b>	<b>0</b>	<b>0.0</b>	<b>0</b>	<b>0.0</b>
<b>Stolen Property Offenses</b>	<b>0</b>	<b>0.0</b>	<b>0</b>	<b>0.0</b>
<b>Destruction/Damage/Vandalism</b>	<b>0</b>	<b>0.0</b>	<b>0</b>	<b>0.0</b>
<b>Drug/Narcotic Violations (Total)</b>	<b>0</b>	<b>0.0</b>	<b>0</b>	<b>0.0</b>
Drug/Narcotic Violations	0	0.0	0	0.0
Drug/Narcotic Equipment Violations	0	0.0	0	0.0

<b>GROUP A OFFENSES</b>	Offense	Rate per 1,000	Cleared	% Cleared
<b>Sex Offenses (Nonforcible) (Total)</b>	<b>0</b>	<b>0.0</b>	<b>0</b>	<b>0.0</b>
Incest	0	0.0	0	0.0
Statutory Rape	0	0.0	0	0.0
<b>Pornography/Obscene Material</b>	<b>0</b>	<b>0.0</b>	<b>0</b>	<b>0.0</b>
<b>Gambling Offenses (Total)</b>	<b>0</b>	<b>0.0</b>	<b>0</b>	<b>0.0</b>
Gambling - Betting/Wagering	0	0.0	0	0.0
Gambling - Operating/Promoting	0	0.0	0	0.0
Gambling - Equipment Violations	0	0.0	0	0.0
Gambling - Sports Tampering	0	0.0	0	0.0
<b>Prostitution Offenses (Total)</b>	<b>0</b>	<b>0.0</b>	<b>0</b>	<b>0.0</b>
Prostitution	0	0.0	0	0.0
Prostitution Assisting/Promoting	0	0.0	0	0.0
Purchasing Prostitution	0	0.0	0	0.0
<b>Human Trafficking Offenses (Total)</b>	<b>0</b>	<b>0.0</b>	<b>0</b>	<b>0.0</b>
Commercial Sex Acts	0	0.0	0	0.0
Involuntary Servitude	0	0.0	0	0.0
<b>Bribery</b>	<b>0</b>	<b>0.0</b>	<b>0</b>	<b>0.0</b>
<b>Weapon Law Violations</b>	<b>0</b>	<b>0.0</b>	<b>0</b>	<b>0.0</b>
<b>Animal Cruelty</b>	<b>0</b>	<b>0.0</b>	<b>0</b>	<b>0.0</b>

<b>GROUP B OFFENSES</b>	Offenses	Rate per 1,000
Bad Checks	0	0.0
Curfew/Vagrancy	0	0.0
Disorderly Conduct	0	0.0
DUI	0	0.0
Drunkenness	0	0.0
Family-Non Violent	0	0.0
Liquor Law Violations	0	0.0
Peeping Tom	0	0.0
Trespass	0	0.0
All Other Offenses	0	0.0

<b>2023 Fall Term Campus Population</b>	
Undergraduate Enrollment	217
Graduate Enrollment	0
Staff Personnel	13
Faculty Personnel	20
Security Personnel	1
<b>Total Campus Population</b>	<b>251</b>





## Tennessee College of Applied Technology at Jackson - 2023

GROUP A OFFENSES	Offense	Rate per 1,000	Cleared	% Cleared
<b>Homicide Offenses (Total)</b>	<b>0</b>	<b>0.0</b>	<b>0</b>	<b>0.0</b>
Murder	0	0.0	0	0.0
Negligent Manslaughter	0	0.0	0	0.0
Negligent Vehicular Manslaughter	0	0.0	0	0.0
<b>Kidnapping/Abduction</b>	<b>0</b>	<b>0.0</b>	<b>0</b>	<b>0.0</b>
<b>Sex Offenses (Forcible) (Total)</b>	<b>0</b>	<b>0.0</b>	<b>0</b>	<b>0.0</b>
Forcible Rape	0	0.0	0	0.0
Forcible Sodomy	0	0.0	0	0.0
Sexual Assault W/Object	0	0.0	0	0.0
Forcible Fondling	0	0.0	0	0.0
<b>Robbery</b>	<b>0</b>	<b>0.0</b>	<b>0</b>	<b>0.0</b>
<b>Assault Offenses (Total)</b>	<b>0</b>	<b>0.0</b>	<b>0</b>	<b>0.0</b>
Aggravated Assault	0	0.0	0	0.0
Simple Assault	0	0.0	0	0.0
Intimidation	0	0.0	0	0.0
Stalking	0	0.0	0	0.0
<b>Arson</b>	<b>0</b>	<b>0.0</b>	<b>0</b>	<b>0.0</b>
<b>Extortion/Blackmail</b>	<b>0</b>	<b>0.0</b>	<b>0</b>	<b>0.0</b>
<b>Burglary</b>	<b>0</b>	<b>0.0</b>	<b>0</b>	<b>0.0</b>
<b>Larceny/Theft Offenses (Total)</b>	<b>0</b>	<b>0.0</b>	<b>0</b>	<b>0.0</b>
Theft - Pocket-picking	0	0.0	0	0.0
Theft - Purse Snatching	0	0.0	0	0.0
Theft - Shoplifting	0	0.0	0	0.0
Theft From Building	0	0.0	0	0.0
Theft From Coin Machine	0	0.0	0	0.0
Theft From Motor Vehicle	0	0.0	0	0.0
Theft of Motor Vehicle Parts	0	0.0	0	0.0
Theft - All Other Larceny	0	0.0	0	0.0
<b>Motor Vehicle Theft</b>	<b>0</b>	<b>0.0</b>	<b>0</b>	<b>0.0</b>
<b>Counterfeiting/Forgery</b>	<b>0</b>	<b>0.0</b>	<b>0</b>	<b>0.0</b>
<b>Fraud Offenses (Total)</b>	<b>0</b>	<b>0.0</b>	<b>0</b>	<b>0.0</b>
Fraud - Computer Hacking/Invasion	0	0.0	0	0.0
Fraud - Credit Card/ATM	0	0.0	0	0.0
Fraud - False Pretenses	0	0.0	0	0.0
Fraud - Identity Theft	0	0.0	0	0.0
Fraud - Impersonation	0	0.0	0	0.0
Fraud - Welfare	0	0.0	0	0.0
Fraud - Wire	0	0.0	0	0.0
<b>Embezzlement</b>	<b>0</b>	<b>0.0</b>	<b>0</b>	<b>0.0</b>
<b>Stolen Property Offenses</b>	<b>0</b>	<b>0.0</b>	<b>0</b>	<b>0.0</b>
<b>Destruction/Damage/Vandalism</b>	<b>0</b>	<b>0.0</b>	<b>0</b>	<b>0.0</b>
<b>Drug/Narcotic Violations (Total)</b>	<b>0</b>	<b>0.0</b>	<b>0</b>	<b>0.0</b>
Drug/Narcotic Violations	0	0.0	0	0.0
Drug/Narcotic Equipment Violations	0	0.0	0	0.0

GROUP A OFFENSES	Offense	Rate per 1,000	Cleared	% Cleared
<b>Sex Offenses (Nonforcible) (Total)</b>	<b>0</b>	<b>0.0</b>	<b>0</b>	<b>0.0</b>
Incest	0	0.0	0	0.0
Statutory Rape	0	0.0	0	0.0
<b>Pornography/Obscene Material</b>	<b>0</b>	<b>0.0</b>	<b>0</b>	<b>0.0</b>
<b>Gambling Offenses (Total)</b>	<b>0</b>	<b>0.0</b>	<b>0</b>	<b>0.0</b>
Gambling - Betting/Wagering	0	0.0	0	0.0
Gambling - Operating/Promoting	0	0.0	0	0.0
Gambling - Equipment Violations	0	0.0	0	0.0
Gambling - Sports Tampering	0	0.0	0	0.0
<b>Prostitution Offenses (Total)</b>	<b>0</b>	<b>0.0</b>	<b>0</b>	<b>0.0</b>
Prostitution	0	0.0	0	0.0
Prostitution Assisting/Promoting	0	0.0	0	0.0
Purchasing Prostitution	0	0.0	0	0.0
<b>Human Trafficking Offenses (Total)</b>	<b>0</b>	<b>0.0</b>	<b>0</b>	<b>0.0</b>
Commercial Sex Acts	0	0.0	0	0.0
Involuntary Servitude	0	0.0	0	0.0
<b>Bribery</b>	<b>0</b>	<b>0.0</b>	<b>0</b>	<b>0.0</b>
<b>Weapon Law Violations</b>	<b>1</b>	<b>1.7</b>	<b>1</b>	<b>100.0</b>
<b>Animal Cruelty</b>	<b>0</b>	<b>0.0</b>	<b>0</b>	<b>0.0</b>

GROUP B OFFENSES	Offenses	Rate per 1,000
Bad Checks	0	0.0
Curfew/Vagrancy	0	0.0
Disorderly Conduct	0	0.0
DUI	0	0.0
Drunkenness	0	0.0
Family-Non Violent	0	0.0
Liquor Law Violations	0	0.0
Peeping Tom	0	0.0
Trespass	0	0.0
All Other Offenses	0	0.0

2023 Fall Term Campus Population	
Undergraduate Enrollment	505
Graduate Enrollment	0
Staff Personnel	30
Faculty Personnel	39
Security Personnel	0
<b>Total Campus Population</b>	<b>574</b>



**Tennessee College of Applied Technology at Knoxville - 2023**

<b>GROUP A OFFENSES</b>	Offense	Rate per 1,000	Cleared	% Cleared
<b>Homicide Offenses (Total)</b>	<b>0</b>	<b>0.0</b>	<b>0</b>	<b>0.0</b>
Murder	0	0.0	0	0.0
Negligent Manslaughter	0	0.0	0	0.0
Negligent Vehicular Manslaughter	0	0.0	0	0.0
<b>Kidnapping/Abduction</b>	<b>0</b>	<b>0.0</b>	<b>0</b>	<b>0.0</b>
<b>Sex Offenses (Forcible) (Total)</b>	<b>0</b>	<b>0.0</b>	<b>0</b>	<b>0.0</b>
Forcible Rape	0	0.0	0	0.0
Forcible Sodomy	0	0.0	0	0.0
Sexual Assault W/Object	0	0.0	0	0.0
Forcible Fondling	0	0.0	0	0.0
<b>Robbery</b>	<b>0</b>	<b>0.0</b>	<b>0</b>	<b>0.0</b>
<b>Assault Offenses (Total)</b>	<b>1</b>	<b>1.1</b>	<b>1</b>	<b>100.0</b>
Aggravated Assault	1	1.1	1	100.0
Simple Assault	0	0.0	0	0.0
Intimidation	0	0.0	0	0.0
Stalking	0	0.0	0	0.0
<b>Arson</b>	<b>0</b>	<b>0.0</b>	<b>0</b>	<b>0.0</b>
<b>Extortion/Blackmail</b>	<b>0</b>	<b>0.0</b>	<b>0</b>	<b>0.0</b>
<b>Burglary</b>	<b>0</b>	<b>0.0</b>	<b>0</b>	<b>0.0</b>
<b>Larceny/Theft Offenses (Total)</b>	<b>0</b>	<b>0.0</b>	<b>0</b>	<b>0.0</b>
Theft - Pocket-picking	0	0.0	0	0.0
Theft - Purse Snatching	0	0.0	0	0.0
Theft - Shoplifting	0	0.0	0	0.0
Theft From Building	0	0.0	0	0.0
Theft From Coin Machine	0	0.0	0	0.0
Theft From Motor Vehicle	0	0.0	0	0.0
Theft of Motor Vehicle Parts	0	0.0	0	0.0
Theft - All Other Larceny	0	0.0	0	0.0
<b>Motor Vehicle Theft</b>	<b>2</b>	<b>2.3</b>	<b>0</b>	<b>0.0</b>
<b>Counterfeiting/Forgery</b>	<b>0</b>	<b>0.0</b>	<b>0</b>	<b>0.0</b>
<b>Fraud Offenses (Total)</b>	<b>0</b>	<b>0.0</b>	<b>0</b>	<b>0.0</b>
Fraud - Computer Hacking/Invasion	0	0.0	0	0.0
Fraud - Credit Card/ATM	0	0.0	0	0.0
Fraud - False Pretenses	0	0.0	0	0.0
Fraud - Identity Theft	0	0.0	0	0.0
Fraud - Impersonation	0	0.0	0	0.0
Fraud - Welfare	0	0.0	0	0.0
Fraud - Wire	0	0.0	0	0.0
<b>Embezzlement</b>	<b>0</b>	<b>0.0</b>	<b>0</b>	<b>0.0</b>
<b>Stolen Property Offenses</b>	<b>0</b>	<b>0.0</b>	<b>0</b>	<b>0.0</b>
<b>Destruction/Damage/Vandalism</b>	<b>1</b>	<b>1.1</b>	<b>0</b>	<b>0.0</b>
<b>Drug/Narcotic Violations (Total)</b>	<b>0</b>	<b>0.0</b>	<b>0</b>	<b>0.0</b>
Drug/Narcotic Violations	0	0.0	0	0.0
Drug/Narcotic Equipment Violations	0	0.0	0	0.0

<b>GROUP A OFFENSES</b>	Offense	Rate per 1,000	Cleared	% Cleared
<b>Sex Offenses (Nonforcible) (Total)</b>	<b>0</b>	<b>0.0</b>	<b>0</b>	<b>0.0</b>
Incest	0	0.0	0	0.0
Statutory Rape	0	0.0	0	0.0
<b>Pornography/Obscene Material</b>	<b>0</b>	<b>0.0</b>	<b>0</b>	<b>0.0</b>
<b>Gambling Offenses (Total)</b>	<b>0</b>	<b>0.0</b>	<b>0</b>	<b>0.0</b>
Gambling - Betting/Wagering	0	0.0	0	0.0
Gambling - Operating/Promoting	0	0.0	0	0.0
Gambling - Equipment Violations	0	0.0	0	0.0
Gambling - Sports Tampering	0	0.0	0	0.0
<b>Prostitution Offenses (Total)</b>	<b>0</b>	<b>0.0</b>	<b>0</b>	<b>0.0</b>
Prostitution	0	0.0	0	0.0
Prostitution Assisting/Promoting	0	0.0	0	0.0
Purchasing Prostitution	0	0.0	0	0.0
<b>Human Trafficking Offenses (Total)</b>	<b>0</b>	<b>0.0</b>	<b>0</b>	<b>0.0</b>
Commercial Sex Acts	0	0.0	0	0.0
Involuntary Servitude	0	0.0	0	0.0
<b>Bribery</b>	<b>0</b>	<b>0.0</b>	<b>0</b>	<b>0.0</b>
<b>Weapon Law Violations</b>	<b>1</b>	<b>1.1</b>	<b>1</b>	<b>100.0</b>
<b>Animal Cruelty</b>	<b>0</b>	<b>0.0</b>	<b>0</b>	<b>0.0</b>

<b>GROUP B OFFENSES</b>	Offenses	Rate per 1,000
Bad Checks	0	0.0
Curfew/Vagrancy	0	0.0
Disorderly Conduct	0	0.0
DUI	0	0.0
Drunkenness	0	0.0
Family-Non Violent	0	0.0
Liquor Law Violations	0	0.0
Peeping Tom	0	0.0
Trespass	0	0.0
All Other Offenses	0	0.0

<b>2023 Fall Term Campus Population</b>	
Undergraduate Enrollment	745
Graduate Enrollment	0
Staff Personnel	49
Faculty Personnel	87
Security Personnel	4
<b>Total Campus Population</b>	<b>885</b>



**Tennessee College of Applied Technology at Livingston - 2023**

<b>GROUP A OFFENSES</b>	Offense	Rate per 1,000	Cleared	% Cleared
<b>Homicide Offenses (Total)</b>	<b>0</b>	<b>0.0</b>	<b>0</b>	<b>0.0</b>
Murder	0	0.0	0	0.0
Negligent Manslaughter	0	0.0	0	0.0
Negligent Vehicular Manslaughter	0	0.0	0	0.0
<b>Kidnapping/Abduction</b>	<b>0</b>	<b>0.0</b>	<b>0</b>	<b>0.0</b>
<b>Sex Offenses (Forcible) (Total)</b>	<b>0</b>	<b>0.0</b>	<b>0</b>	<b>0.0</b>
Forcible Rape	0	0.0	0	0.0
Forcible Sodomy	0	0.0	0	0.0
Sexual Assault W/Object	0	0.0	0	0.0
Forcible Fondling	0	0.0	0	0.0
<b>Robbery</b>	<b>0</b>	<b>0.0</b>	<b>0</b>	<b>0.0</b>
<b>Assault Offenses (Total)</b>	<b>0</b>	<b>0.0</b>	<b>0</b>	<b>0.0</b>
Aggravated Assault	0	0.0	0	0.0
Simple Assault	0	0.0	0	0.0
Intimidation	0	0.0	0	0.0
Stalking	0	0.0	0	0.0
<b>Arson</b>	<b>0</b>	<b>0.0</b>	<b>0</b>	<b>0.0</b>
<b>Extortion/Blackmail</b>	<b>0</b>	<b>0.0</b>	<b>0</b>	<b>0.0</b>
<b>Burglary</b>	<b>0</b>	<b>0.0</b>	<b>0</b>	<b>0.0</b>
<b>Larceny/Theft Offenses (Total)</b>	<b>0</b>	<b>0.0</b>	<b>0</b>	<b>0.0</b>
Theft - Pocket-picking	0	0.0	0	0.0
Theft - Purse Snatching	0	0.0	0	0.0
Theft - Shoplifting	0	0.0	0	0.0
Theft From Building	0	0.0	0	0.0
Theft From Coin Machine	0	0.0	0	0.0
Theft From Motor Vehicle	0	0.0	0	0.0
Theft of Motor Vehicle Parts	0	0.0	0	0.0
Theft - All Other Larceny	0	0.0	0	0.0
<b>Motor Vehicle Theft</b>	<b>0</b>	<b>0.0</b>	<b>0</b>	<b>0.0</b>
<b>Counterfeiting/Forgery</b>	<b>0</b>	<b>0.0</b>	<b>0</b>	<b>0.0</b>
<b>Fraud Offenses (Total)</b>	<b>0</b>	<b>0.0</b>	<b>0</b>	<b>0.0</b>
Fraud - Computer Hacking/Invasion	0	0.0	0	0.0
Fraud - Credit Card/ATM	0	0.0	0	0.0
Fraud - False Pretenses	0	0.0	0	0.0
Fraud - Identity Theft	0	0.0	0	0.0
Fraud - Impersonation	0	0.0	0	0.0
Fraud - Welfare	0	0.0	0	0.0
Fraud - Wire	0	0.0	0	0.0
<b>Embezzlement</b>	<b>0</b>	<b>0.0</b>	<b>0</b>	<b>0.0</b>
<b>Stolen Property Offenses</b>	<b>0</b>	<b>0.0</b>	<b>0</b>	<b>0.0</b>
<b>Destruction/Damage/Vandalism</b>	<b>0</b>	<b>0.0</b>	<b>0</b>	<b>0.0</b>
<b>Drug/Narcotic Violations (Total)</b>	<b>0</b>	<b>0.0</b>	<b>0</b>	<b>0.0</b>
Drug/Narcotic Violations	0	0.0	0	0.0
Drug/Narcotic Equipment Violations	0	0.0	0	0.0

<b>GROUP A OFFENSES</b>	Offense	Rate per 1,000	Cleared	% Cleared
<b>Sex Offenses (Nonforcible) (Total)</b>	<b>0</b>	<b>0.0</b>	<b>0</b>	<b>0.0</b>
Incest	0	0.0	0	0.0
Statutory Rape	0	0.0	0	0.0
<b>Pornography/Obscene Material</b>	<b>0</b>	<b>0.0</b>	<b>0</b>	<b>0.0</b>
<b>Gambling Offenses (Total)</b>	<b>0</b>	<b>0.0</b>	<b>0</b>	<b>0.0</b>
Gambling - Betting/Wagering	0	0.0	0	0.0
Gambling - Operating/Promoting	0	0.0	0	0.0
Gambling - Equipment Violations	0	0.0	0	0.0
Gambling - Sports Tampering	0	0.0	0	0.0
<b>Prostitution Offenses (Total)</b>	<b>0</b>	<b>0.0</b>	<b>0</b>	<b>0.0</b>
Prostitution	0	0.0	0	0.0
Prostitution Assisting/Promoting	0	0.0	0	0.0
Purchasing Prostitution	0	0.0	0	0.0
<b>Human Trafficking Offenses (Total)</b>	<b>0</b>	<b>0.0</b>	<b>0</b>	<b>0.0</b>
Commercial Sex Acts	0	0.0	0	0.0
Involuntary Servitude	0	0.0	0	0.0
<b>Bribery</b>	<b>0</b>	<b>0.0</b>	<b>0</b>	<b>0.0</b>
<b>Weapon Law Violations</b>	<b>0</b>	<b>0.0</b>	<b>0</b>	<b>0.0</b>
<b>Animal Cruelty</b>	<b>0</b>	<b>0.0</b>	<b>0</b>	<b>0.0</b>

<b>GROUP B OFFENSES</b>	Offenses	Rate per 1,000
Bad Checks	0	0.0
Curfew/Vagrancy	0	0.0
Disorderly Conduct	0	0.0
DUI	0	0.0
Drunkenness	0	0.0
Family-Non Violent	0	0.0
Liquor Law Violations	0	0.0
Peeping Tom	0	0.0
Trespass	0	0.0
All Other Offenses	0	0.0

<b>2023 Fall Term Campus Population</b>	
Undergraduate Enrollment	362
Graduate Enrollment	0
Staff Personnel	16
Faculty Personnel	35
Security Personnel	1
<b>Total Campus Population</b>	<b>414</b>



**Tennessee College of Applied Technology at McKenzie - 2023**

<b>GROUP A OFFENSES</b>	Offense	Rate per 1,000	Cleared	% Cleared
<b>Homicide Offenses (Total)</b>	<b>0</b>	<b>0.0</b>	<b>0</b>	<b>0.0</b>
Murder	0	0.0	0	0.0
Negligent Manslaughter	0	0.0	0	0.0
Negligent Vehicular Manslaughter	0	0.0	0	0.0
<b>Kidnapping/Abduction</b>	<b>0</b>	<b>0.0</b>	<b>0</b>	<b>0.0</b>
<b>Sex Offenses (Forcible) (Total)</b>	<b>0</b>	<b>0.0</b>	<b>0</b>	<b>0.0</b>
Forcible Rape	0	0.0	0	0.0
Forcible Sodomy	0	0.0	0	0.0
Sexual Assault W/Object	0	0.0	0	0.0
Forcible Fondling	0	0.0	0	0.0
<b>Robbery</b>	<b>0</b>	<b>0.0</b>	<b>0</b>	<b>0.0</b>
<b>Assault Offenses (Total)</b>	<b>0</b>	<b>0.0</b>	<b>0</b>	<b>0.0</b>
Aggravated Assault	0	0.0	0	0.0
Simple Assault	0	0.0	0	0.0
Intimidation	0	0.0	0	0.0
Stalking	0	0.0	0	0.0
<b>Arson</b>	<b>0</b>	<b>0.0</b>	<b>0</b>	<b>0.0</b>
<b>Extortion/Blackmail</b>	<b>0</b>	<b>0.0</b>	<b>0</b>	<b>0.0</b>
<b>Burglary</b>	<b>0</b>	<b>0.0</b>	<b>0</b>	<b>0.0</b>
<b>Larceny/Theft Offenses (Total)</b>	<b>0</b>	<b>0.0</b>	<b>0</b>	<b>0.0</b>
Theft - Pocket-picking	0	0.0	0	0.0
Theft - Purse Snatching	0	0.0	0	0.0
Theft - Shoplifting	0	0.0	0	0.0
Theft From Building	0	0.0	0	0.0
Theft From Coin Machine	0	0.0	0	0.0
Theft From Motor Vehicle	0	0.0	0	0.0
Theft of Motor Vehicle Parts	0	0.0	0	0.0
Theft - All Other Larceny	0	0.0	0	0.0
<b>Motor Vehicle Theft</b>	<b>0</b>	<b>0.0</b>	<b>0</b>	<b>0.0</b>
<b>Counterfeiting/Forgery</b>	<b>0</b>	<b>0.0</b>	<b>0</b>	<b>0.0</b>
<b>Fraud Offenses (Total)</b>	<b>0</b>	<b>0.0</b>	<b>0</b>	<b>0.0</b>
Fraud - Computer Hacking/Invasion	0	0.0	0	0.0
Fraud - Credit Card/ATM	0	0.0	0	0.0
Fraud - False Pretenses	0	0.0	0	0.0
Fraud - Identity Theft	0	0.0	0	0.0
Fraud - Impersonation	0	0.0	0	0.0
Fraud - Welfare	0	0.0	0	0.0
Fraud - Wire	0	0.0	0	0.0
<b>Embezzlement</b>	<b>0</b>	<b>0.0</b>	<b>0</b>	<b>0.0</b>
<b>Stolen Property Offenses</b>	<b>0</b>	<b>0.0</b>	<b>0</b>	<b>0.0</b>
<b>Destruction/Damage/Vandalism</b>	<b>0</b>	<b>0.0</b>	<b>0</b>	<b>0.0</b>
<b>Drug/Narcotic Violations (Total)</b>	<b>0</b>	<b>0.0</b>	<b>0</b>	<b>0.0</b>
Drug/Narcotic Violations	0	0.0	0	0.0
Drug/Narcotic Equipment Violations	0	0.0	0	0.0

<b>GROUP A OFFENSES</b>	Offense	Rate per 1,000	Cleared	% Cleared
<b>Sex Offenses (Nonforcible) (Total)</b>	<b>0</b>	<b>0.0</b>	<b>0</b>	<b>0.0</b>
Incest	0	0.0	0	0.0
Statutory Rape	0	0.0	0	0.0
<b>Pornography/Obscene Material</b>	<b>0</b>	<b>0.0</b>	<b>0</b>	<b>0.0</b>
<b>Gambling Offenses (Total)</b>	<b>0</b>	<b>0.0</b>	<b>0</b>	<b>0.0</b>
Gambling - Betting/Wagering	0	0.0	0	0.0
Gambling - Operating/Promoting	0	0.0	0	0.0
Gambling - Equipment Violations	0	0.0	0	0.0
Gambling - Sports Tampering	0	0.0	0	0.0
<b>Prostitution Offenses (Total)</b>	<b>0</b>	<b>0.0</b>	<b>0</b>	<b>0.0</b>
Prostitution	0	0.0	0	0.0
Prostitution Assisting/Promoting	0	0.0	0	0.0
Purchasing Prostitution	0	0.0	0	0.0
<b>Human Trafficking Offenses (Total)</b>	<b>0</b>	<b>0.0</b>	<b>0</b>	<b>0.0</b>
Commercial Sex Acts	0	0.0	0	0.0
Involuntary Servitude	0	0.0	0	0.0
<b>Bribery</b>	<b>0</b>	<b>0.0</b>	<b>0</b>	<b>0.0</b>
<b>Weapon Law Violations</b>	<b>0</b>	<b>0.0</b>	<b>0</b>	<b>0.0</b>
<b>Animal Cruelty</b>	<b>0</b>	<b>0.0</b>	<b>0</b>	<b>0.0</b>

<b>GROUP B OFFENSES</b>	Offenses	Rate per 1,000
Bad Checks	0	0.0
Curfew/Vagrancy	0	0.0
Disorderly Conduct	0	0.0
DUI	0	0.0
Drunkenness	0	0.0
Family-Non Violent	0	0.0
Liquor Law Violations	0	0.0
Peeping Tom	0	0.0
Trespass	0	0.0
All Other Offenses	0	0.0

<b>2023 Fall Term Campus Population</b>	
Undergraduate Enrollment	112
Graduate Enrollment	0
Staff Personnel	10
Faculty Personnel	8
Security Personnel	0
<b>Total Campus Population</b>	<b>130</b>



**Tennessee College of Applied Technology at McMinnville - 2023**

<b>GROUP A OFFENSES</b>	Offense	Rate per 1,000	Cleared	% Cleared
<b>Homicide Offenses (Total)</b>	<b>0</b>	<b>0.0</b>	<b>0</b>	<b>0.0</b>
Murder	0	0.0	0	0.0
Negligent Manslaughter	0	0.0	0	0.0
Negligent Vehicular Manslaughter	0	0.0	0	0.0
<b>Kidnapping/Abduction</b>	<b>0</b>	<b>0.0</b>	<b>0</b>	<b>0.0</b>
<b>Sex Offenses (Forcible) (Total)</b>	<b>0</b>	<b>0.0</b>	<b>0</b>	<b>0.0</b>
Forcible Rape	0	0.0	0	0.0
Forcible Sodomy	0	0.0	0	0.0
Sexual Assault W/Object	0	0.0	0	0.0
Forcible Fondling	0	0.0	0	0.0
<b>Robbery</b>	<b>0</b>	<b>0.0</b>	<b>0</b>	<b>0.0</b>
<b>Assault Offenses (Total)</b>	<b>0</b>	<b>0.0</b>	<b>0</b>	<b>0.0</b>
Aggravated Assault	0	0.0	0	0.0
Simple Assault	0	0.0	0	0.0
Intimidation	0	0.0	0	0.0
Stalking	0	0.0	0	0.0
<b>Arson</b>	<b>0</b>	<b>0.0</b>	<b>0</b>	<b>0.0</b>
<b>Extortion/Blackmail</b>	<b>0</b>	<b>0.0</b>	<b>0</b>	<b>0.0</b>
<b>Burglary</b>	<b>0</b>	<b>0.0</b>	<b>0</b>	<b>0.0</b>
<b>Larceny/Theft Offenses (Total)</b>	<b>0</b>	<b>0.0</b>	<b>0</b>	<b>0.0</b>
Theft - Pocket-picking	0	0.0	0	0.0
Theft - Purse Snatching	0	0.0	0	0.0
Theft - Shoplifting	0	0.0	0	0.0
Theft From Building	0	0.0	0	0.0
Theft From Coin Machine	0	0.0	0	0.0
Theft From Motor Vehicle	0	0.0	0	0.0
Theft of Motor Vehicle Parts	0	0.0	0	0.0
Theft - All Other Larceny	0	0.0	0	0.0
<b>Motor Vehicle Theft</b>	<b>0</b>	<b>0.0</b>	<b>0</b>	<b>0.0</b>
<b>Counterfeiting/Forgery</b>	<b>0</b>	<b>0.0</b>	<b>0</b>	<b>0.0</b>
<b>Fraud Offenses (Total)</b>	<b>0</b>	<b>0.0</b>	<b>0</b>	<b>0.0</b>
Fraud - Computer Hacking/Invasion	0	0.0	0	0.0
Fraud - Credit Card/ATM	0	0.0	0	0.0
Fraud - False Pretenses	0	0.0	0	0.0
Fraud - Identity Theft	0	0.0	0	0.0
Fraud - Impersonation	0	0.0	0	0.0
Fraud - Welfare	0	0.0	0	0.0
Fraud - Wire	0	0.0	0	0.0
<b>Embezzlement</b>	<b>0</b>	<b>0.0</b>	<b>0</b>	<b>0.0</b>
<b>Stolen Property Offenses</b>	<b>0</b>	<b>0.0</b>	<b>0</b>	<b>0.0</b>
<b>Destruction/Damage/Vandalism</b>	<b>0</b>	<b>0.0</b>	<b>0</b>	<b>0.0</b>
<b>Drug/Narcotic Violations (Total)</b>	<b>0</b>	<b>0.0</b>	<b>0</b>	<b>0.0</b>
Drug/Narcotic Violations	0	0.0	0	0.0
Drug/Narcotic Equipment Violations	0	0.0	0	0.0

<b>GROUP A OFFENSES</b>	Offense	Rate per 1,000	Cleared	% Cleared
<b>Sex Offenses (Nonforcible) (Total)</b>	<b>0</b>	<b>0.0</b>	<b>0</b>	<b>0.0</b>
Incest	0	0.0	0	0.0
Statutory Rape	0	0.0	0	0.0
<b>Pornography/Obscene Material</b>	<b>0</b>	<b>0.0</b>	<b>0</b>	<b>0.0</b>
<b>Gambling Offenses (Total)</b>	<b>0</b>	<b>0.0</b>	<b>0</b>	<b>0.0</b>
Gambling - Betting/Wagering	0	0.0	0	0.0
Gambling - Operating/Promoting	0	0.0	0	0.0
Gambling - Equipment Violations	0	0.0	0	0.0
Gambling - Sports Tampering	0	0.0	0	0.0
<b>Prostitution Offenses (Total)</b>	<b>0</b>	<b>0.0</b>	<b>0</b>	<b>0.0</b>
Prostitution	0	0.0	0	0.0
Prostitution Assisting/Promoting	0	0.0	0	0.0
Purchasing Prostitution	0	0.0	0	0.0
<b>Human Trafficking Offenses (Total)</b>	<b>0</b>	<b>0.0</b>	<b>0</b>	<b>0.0</b>
Commercial Sex Acts	0	0.0	0	0.0
Involuntary Servitude	0	0.0	0	0.0
<b>Bribery</b>	<b>0</b>	<b>0.0</b>	<b>0</b>	<b>0.0</b>
<b>Weapon Law Violations</b>	<b>0</b>	<b>0.0</b>	<b>0</b>	<b>0.0</b>
<b>Animal Cruelty</b>	<b>0</b>	<b>0.0</b>	<b>0</b>	<b>0.0</b>

<b>GROUP B OFFENSES</b>	Offenses	Rate per 1,000
Bad Checks	0	0.0
Curfew/Vagrancy	0	0.0
Disorderly Conduct	0	0.0
DUI	0	0.0
Drunkenness	0	0.0
Family-Non Violent	0	0.0
Liquor Law Violations	0	0.0
Peeping Tom	0	0.0
Trespass	0	0.0
All Other Offenses	0	0.0

<b>2023 Fall Term Campus Population</b>	
Undergraduate Enrollment	258
Graduate Enrollment	0
Staff Personnel	9
Faculty Personnel	17
Security Personnel	3
<b>Total Campus Population</b>	<b>287</b>



**Tennessee College of Applied Technology at Memphis - 2023**

<b>GROUP A OFFENSES</b>	Offense	Rate per 1,000	Cleared	% Cleared
<b>Homicide Offenses (Total)</b>	<b>0</b>	<b>0.0</b>	<b>0</b>	<b>0.0</b>
Murder	0	0.0	0	0.0
Negligent Manslaughter	0	0.0	0	0.0
Negligent Vehicular Manslaughter	0	0.0	0	0.0
<b>Kidnapping/Abduction</b>	<b>0</b>	<b>0.0</b>	<b>0</b>	<b>0.0</b>
<b>Sex Offenses (Forcible) (Total)</b>	<b>0</b>	<b>0.0</b>	<b>0</b>	<b>0.0</b>
Forcible Rape	0	0.0	0	0.0
Forcible Sodomy	0	0.0	0	0.0
Sexual Assault W/Object	0	0.0	0	0.0
Forcible Fondling	0	0.0	0	0.0
<b>Robbery</b>	<b>0</b>	<b>0.0</b>	<b>0</b>	<b>0.0</b>
<b>Assault Offenses (Total)</b>	<b>4</b>	<b>3.5</b>	<b>1</b>	<b>25.0</b>
Aggravated Assault	2	1.8	1	50.0
Simple Assault	1	0.9	0	0.0
Intimidation	1	0.9	0	0.0
Stalking	0	0.0	0	0.0
<b>Arson</b>	<b>0</b>	<b>0.0</b>	<b>0</b>	<b>0.0</b>
<b>Extortion/Blackmail</b>	<b>1</b>	<b>0.9</b>	<b>0</b>	<b>0.0</b>
<b>Burglary</b>	<b>0</b>	<b>0.0</b>	<b>0</b>	<b>0.0</b>
<b>Larceny/Theft Offenses (Total)</b>	<b>21</b>	<b>18.6</b>	<b>0</b>	<b>0.0</b>
Theft - Pocket-picking	0	0.0	0	0.0
Theft - Purse Snatching	0	0.0	0	0.0
Theft - Shoplifting	0	0.0	0	0.0
Theft From Building	1	0.9	0	0.0
Theft From Coin Machine	0	0.0	0	0.0
Theft From Motor Vehicle	20	17.7	0	0.0
Theft of Motor Vehicle Parts	0	0.0	0	0.0
Theft - All Other Larceny	0	0.0	0	0.0
<b>Motor Vehicle Theft</b>	<b>3</b>	<b>2.7</b>	<b>0</b>	<b>0.0</b>
<b>Counterfeiting/Forgery</b>	<b>0</b>	<b>0.0</b>	<b>0</b>	<b>0.0</b>
<b>Fraud Offenses (Total)</b>	<b>0</b>	<b>0.0</b>	<b>0</b>	<b>0.0</b>
Fraud - Computer Hacking/Invasion	0	0.0	0	0.0
Fraud - Credit Card/ATM	0	0.0	0	0.0
Fraud - False Pretenses	0	0.0	0	0.0
Fraud - Identity Theft	0	0.0	0	0.0
Fraud - Impersonation	0	0.0	0	0.0
Fraud - Welfare	0	0.0	0	0.0
Fraud - Wire	0	0.0	0	0.0
<b>Embezzlement</b>	<b>0</b>	<b>0.0</b>	<b>0</b>	<b>0.0</b>
<b>Stolen Property Offenses</b>	<b>0</b>	<b>0.0</b>	<b>0</b>	<b>0.0</b>
<b>Destruction/Damage/Vandalism</b>	<b>5</b>	<b>4.4</b>	<b>1</b>	<b>20.0</b>
<b>Drug/Narcotic Violations (Total)</b>	<b>0</b>	<b>0.0</b>	<b>0</b>	<b>0.0</b>
Drug/Narcotic Violations	0	0.0	0	0.0
Drug/Narcotic Equipment Violations	0	0.0	0	0.0

<b>GROUP A OFFENSES</b>	Offense	Rate per 1,000	Cleared	% Cleared
<b>Sex Offenses (Nonforcible) (Total)</b>	<b>0</b>	<b>0.0</b>	<b>0</b>	<b>0.0</b>
Incest	0	0.0	0	0.0
Statutory Rape	0	0.0	0	0.0
<b>Pornography/Obscene Material</b>	<b>0</b>	<b>0.0</b>	<b>0</b>	<b>0.0</b>
<b>Gambling Offenses (Total)</b>	<b>0</b>	<b>0.0</b>	<b>0</b>	<b>0.0</b>
Gambling - Betting/Wagering	0	0.0	0	0.0
Gambling - Operating/Promoting	0	0.0	0	0.0
Gambling - Equipment Violations	0	0.0	0	0.0
Gambling - Sports Tampering	0	0.0	0	0.0
<b>Prostitution Offenses (Total)</b>	<b>0</b>	<b>0.0</b>	<b>0</b>	<b>0.0</b>
Prostitution	0	0.0	0	0.0
Prostitution Assisting/Promoting	0	0.0	0	0.0
Purchasing Prostitution	0	0.0	0	0.0
<b>Human Trafficking Offenses (Total)</b>	<b>0</b>	<b>0.0</b>	<b>0</b>	<b>0.0</b>
Commercial Sex Acts	0	0.0	0	0.0
Involuntary Servitude	0	0.0	0	0.0
<b>Bribery</b>	<b>0</b>	<b>0.0</b>	<b>0</b>	<b>0.0</b>
<b>Weapon Law Violations</b>	<b>1</b>	<b>0.9</b>	<b>1</b>	<b>100.0</b>
<b>Animal Cruelty</b>	<b>0</b>	<b>0.0</b>	<b>0</b>	<b>0.0</b>

<b>GROUP B OFFENSES</b>	Offenses	Rate per 1,000
Bad Checks	0	0.0
Curfew/Vagrancy	0	0.0
Disorderly Conduct	0	0.0
DUI	0	0.0
Drunkenness	0	0.0
Family-Non Violent	0	0.0
Liquor Law Violations	0	0.0
Peeping Tom	0	0.0
Trespass	0	0.0
All Other Offenses	0	0.0

<b>2023 Fall Term Campus Population</b>	
Undergraduate Enrollment	1,045
Graduate Enrollment	0
Staff Personnel	29
Faculty Personnel	47
Security Personnel	6
<b>Total Campus Population</b>	<b>1,127</b>



**Tennessee College of Applied Technology at Morristown - 2023**

<b>GROUP A OFFENSES</b>	Offense	Rate per 1,000	Cleared	% Cleared
<b>Homicide Offenses (Total)</b>	<b>0</b>	<b>0.0</b>	<b>0</b>	<b>0.0</b>
Murder	0	0.0	0	0.0
Negligent Manslaughter	0	0.0	0	0.0
Negligent Vehicular Manslaughter	0	0.0	0	0.0
<b>Kidnapping/Abduction</b>	<b>0</b>	<b>0.0</b>	<b>0</b>	<b>0.0</b>
<b>Sex Offenses (Forcible) (Total)</b>	<b>0</b>	<b>0.0</b>	<b>0</b>	<b>0.0</b>
Forcible Rape	0	0.0	0	0.0
Forcible Sodomy	0	0.0	0	0.0
Sexual Assault W/Object	0	0.0	0	0.0
Forcible Fondling	0	0.0	0	0.0
<b>Robbery</b>	<b>0</b>	<b>0.0</b>	<b>0</b>	<b>0.0</b>
<b>Assault Offenses (Total)</b>	<b>0</b>	<b>0.0</b>	<b>0</b>	<b>0.0</b>
Aggravated Assault	0	0.0	0	0.0
Simple Assault	0	0.0	0	0.0
Intimidation	0	0.0	0	0.0
Stalking	0	0.0	0	0.0
<b>Arson</b>	<b>0</b>	<b>0.0</b>	<b>0</b>	<b>0.0</b>
<b>Extortion/Blackmail</b>	<b>0</b>	<b>0.0</b>	<b>0</b>	<b>0.0</b>
<b>Burglary</b>	<b>0</b>	<b>0.0</b>	<b>0</b>	<b>0.0</b>
<b>Larceny/Theft Offenses (Total)</b>	<b>2</b>	<b>3.3</b>	<b>1</b>	<b>50.0</b>
Theft - Pocket-picking	0	0.0	0	0.0
Theft - Purse Snatching	0	0.0	0	0.0
Theft - Shoplifting	0	0.0	0	0.0
Theft From Building	1	1.6	1	100.0
Theft From Coin Machine	0	0.0	0	0.0
Theft From Motor Vehicle	0	0.0	0	0.0
Theft of Motor Vehicle Parts	0	0.0	0	0.0
Theft - All Other Larceny	1	1.6	0	0.0
<b>Motor Vehicle Theft</b>	<b>0</b>	<b>0.0</b>	<b>0</b>	<b>0.0</b>
<b>Counterfeiting/Forgery</b>	<b>0</b>	<b>0.0</b>	<b>0</b>	<b>0.0</b>
<b>Fraud Offenses (Total)</b>	<b>0</b>	<b>0.0</b>	<b>0</b>	<b>0.0</b>
Fraud - Computer Hacking/Invasion	0	0.0	0	0.0
Fraud - Credit Card/ATM	0	0.0	0	0.0
Fraud - False Pretenses	0	0.0	0	0.0
Fraud - Identity Theft	0	0.0	0	0.0
Fraud - Impersonation	0	0.0	0	0.0
Fraud - Welfare	0	0.0	0	0.0
Fraud - Wire	0	0.0	0	0.0
<b>Embezzlement</b>	<b>0</b>	<b>0.0</b>	<b>0</b>	<b>0.0</b>
<b>Stolen Property Offenses</b>	<b>0</b>	<b>0.0</b>	<b>0</b>	<b>0.0</b>
<b>Destruction/Damage/Vandalism</b>	<b>1</b>	<b>1.6</b>	<b>0</b>	<b>0.0</b>
<b>Drug/Narcotic Violations (Total)</b>	<b>0</b>	<b>0.0</b>	<b>0</b>	<b>0.0</b>
Drug/Narcotic Violations	0	0.0	0	0.0
Drug/Narcotic Equipment Violations	0	0.0	0	0.0

<b>GROUP A OFFENSES</b>	Offense	Rate per 1,000	Cleared	% Cleared
<b>Sex Offenses (Nonforcible) (Total)</b>	<b>0</b>	<b>0.0</b>	<b>0</b>	<b>0.0</b>
Incest	0	0.0	0	0.0
Statutory Rape	0	0.0	0	0.0
<b>Pornography/Obscene Material</b>	<b>0</b>	<b>0.0</b>	<b>0</b>	<b>0.0</b>
<b>Gambling Offenses (Total)</b>	<b>0</b>	<b>0.0</b>	<b>0</b>	<b>0.0</b>
Gambling - Betting/Wagering	0	0.0	0	0.0
Gambling - Operating/Promoting	0	0.0	0	0.0
Gambling - Equipment Violations	0	0.0	0	0.0
Gambling - Sports Tampering	0	0.0	0	0.0
<b>Prostitution Offenses (Total)</b>	<b>0</b>	<b>0.0</b>	<b>0</b>	<b>0.0</b>
Prostitution	0	0.0	0	0.0
Prostitution Assisting/Promoting	0	0.0	0	0.0
Purchasing Prostitution	0	0.0	0	0.0
<b>Human Trafficking Offenses (Total)</b>	<b>0</b>	<b>0.0</b>	<b>0</b>	<b>0.0</b>
Commercial Sex Acts	0	0.0	0	0.0
Involuntary Servitude	0	0.0	0	0.0
<b>Bribery</b>	<b>0</b>	<b>0.0</b>	<b>0</b>	<b>0.0</b>
<b>Weapon Law Violations</b>	<b>0</b>	<b>0.0</b>	<b>0</b>	<b>0.0</b>
<b>Animal Cruelty</b>	<b>0</b>	<b>0.0</b>	<b>0</b>	<b>0.0</b>

<b>GROUP B OFFENSES</b>	Offenses	Rate per 1,000
Bad Checks	0	0.0
Curfew/Vagrancy	0	0.0
Disorderly Conduct	0	0.0
DUI	0	0.0
Drunkenness	0	0.0
Family-Non Violent	0	0.0
Liquor Law Violations	0	0.0
Peeping Tom	0	0.0
Trespass	0	0.0
All Other Offenses	0	0.0

<b>2023 Fall Term Campus Population</b>	
Undergraduate Enrollment	552
Graduate Enrollment	0
Staff Personnel	23
Faculty Personnel	39
Security Personnel	1
<b>Total Campus Population</b>	<b>615</b>



**Tennessee College of Applied Technology at Murfreesboro - 2023**

<b>GROUP A OFFENSES</b>	Offense	Rate per 1,000	Cleared	% Cleared
<b>Homicide Offenses (Total)</b>	<b>0</b>	<b>0.0</b>	<b>0</b>	<b>0.0</b>
Murder	0	0.0	0	0.0
Negligent Manslaughter	0	0.0	0	0.0
Negligent Vehicular Manslaughter	0	0.0	0	0.0
<b>Kidnapping/Abduction</b>	<b>0</b>	<b>0.0</b>	<b>0</b>	<b>0.0</b>
<b>Sex Offenses (Forcible) (Total)</b>	<b>0</b>	<b>0.0</b>	<b>0</b>	<b>0.0</b>
Forcible Rape	0	0.0	0	0.0
Forcible Sodomy	0	0.0	0	0.0
Sexual Assault W/Object	0	0.0	0	0.0
Forcible Fondling	0	0.0	0	0.0
<b>Robbery</b>	<b>0</b>	<b>0.0</b>	<b>0</b>	<b>0.0</b>
<b>Assault Offenses (Total)</b>	<b>0</b>	<b>0.0</b>	<b>0</b>	<b>0.0</b>
Aggravated Assault	0	0.0	0	0.0
Simple Assault	0	0.0	0	0.0
Intimidation	0	0.0	0	0.0
Stalking	0	0.0	0	0.0
<b>Arson</b>	<b>0</b>	<b>0.0</b>	<b>0</b>	<b>0.0</b>
<b>Extortion/Blackmail</b>	<b>0</b>	<b>0.0</b>	<b>0</b>	<b>0.0</b>
<b>Burglary</b>	<b>0</b>	<b>0.0</b>	<b>0</b>	<b>0.0</b>
<b>Larceny/Theft Offenses (Total)</b>	<b>0</b>	<b>0.0</b>	<b>0</b>	<b>0.0</b>
Theft - Pocket-picking	0	0.0	0	0.0
Theft - Purse Snatching	0	0.0	0	0.0
Theft - Shoplifting	0	0.0	0	0.0
Theft From Building	0	0.0	0	0.0
Theft From Coin Machine	0	0.0	0	0.0
Theft From Motor Vehicle	0	0.0	0	0.0
Theft of Motor Vehicle Parts	0	0.0	0	0.0
Theft - All Other Larceny	0	0.0	0	0.0
<b>Motor Vehicle Theft</b>	<b>0</b>	<b>0.0</b>	<b>0</b>	<b>0.0</b>
<b>Counterfeiting/Forgery</b>	<b>0</b>	<b>0.0</b>	<b>0</b>	<b>0.0</b>
<b>Fraud Offenses (Total)</b>	<b>0</b>	<b>0.0</b>	<b>0</b>	<b>0.0</b>
Fraud - Computer Hacking/Invasion	0	0.0	0	0.0
Fraud - Credit Card/ATM	0	0.0	0	0.0
Fraud - False Pretenses	0	0.0	0	0.0
Fraud - Identity Theft	0	0.0	0	0.0
Fraud - Impersonation	0	0.0	0	0.0
Fraud - Welfare	0	0.0	0	0.0
Fraud - Wire	0	0.0	0	0.0
<b>Embezzlement</b>	<b>0</b>	<b>0.0</b>	<b>0</b>	<b>0.0</b>
<b>Stolen Property Offenses</b>	<b>0</b>	<b>0.0</b>	<b>0</b>	<b>0.0</b>
<b>Destruction/Damage/Vandalism</b>	<b>0</b>	<b>0.0</b>	<b>0</b>	<b>0.0</b>
<b>Drug/Narcotic Violations (Total)</b>	<b>0</b>	<b>0.0</b>	<b>0</b>	<b>0.0</b>
Drug/Narcotic Violations	0	0.0	0	0.0
Drug/Narcotic Equipment Violations	0	0.0	0	0.0

<b>GROUP A OFFENSES</b>	Offense	Rate per 1,000	Cleared	% Cleared
<b>Sex Offenses (Nonforcible) (Total)</b>	<b>0</b>	<b>0.0</b>	<b>0</b>	<b>0.0</b>
Incest	0	0.0	0	0.0
Statutory Rape	0	0.0	0	0.0
<b>Pornography/Obscene Material</b>	<b>0</b>	<b>0.0</b>	<b>0</b>	<b>0.0</b>
<b>Gambling Offenses (Total)</b>	<b>0</b>	<b>0.0</b>	<b>0</b>	<b>0.0</b>
Gambling - Betting/Wagering	0	0.0	0	0.0
Gambling - Operating/Promoting	0	0.0	0	0.0
Gambling - Equipment Violations	0	0.0	0	0.0
Gambling - Sports Tampering	0	0.0	0	0.0
<b>Prostitution Offenses (Total)</b>	<b>0</b>	<b>0.0</b>	<b>0</b>	<b>0.0</b>
Prostitution	0	0.0	0	0.0
Prostitution Assisting/Promoting	0	0.0	0	0.0
Purchasing Prostitution	0	0.0	0	0.0
<b>Human Trafficking Offenses (Total)</b>	<b>0</b>	<b>0.0</b>	<b>0</b>	<b>0.0</b>
Commercial Sex Acts	0	0.0	0	0.0
Involuntary Servitude	0	0.0	0	0.0
<b>Bribery</b>	<b>0</b>	<b>0.0</b>	<b>0</b>	<b>0.0</b>
<b>Weapon Law Violations</b>	<b>0</b>	<b>0.0</b>	<b>0</b>	<b>0.0</b>
<b>Animal Cruelty</b>	<b>0</b>	<b>0.0</b>	<b>0</b>	<b>0.0</b>

<b>GROUP B OFFENSES</b>	Offenses	Rate per 1,000
Bad Checks	0	0.0
Curfew/Vagrancy	0	0.0
Disorderly Conduct	0	0.0
DUI	0	0.0
Drunkenness	0	0.0
Family-Non Violent	0	0.0
Liquor Law Violations	0	0.0
Peeping Tom	0	0.0
Trespass	0	0.0
All Other Offenses	0	0.0

<b>2023 Fall Term Campus Population</b>	
Undergraduate Enrollment	602
Graduate Enrollment	0
Staff Personnel	26
Faculty Personnel	35
Security Personnel	1
<b>Total Campus Population</b>	<b>664</b>





**Tennessee College of Applied Technology at Nashville - 2023**

<b>GROUP A OFFENSES</b>	Offense	Rate per 1,000	Cleared	% Cleared
<b>Homicide Offenses (Total)</b>	<b>0</b>	<b>0.0</b>	<b>0</b>	<b>0.0</b>
Murder	0	0.0	0	0.0
Negligent Manslaughter	0	0.0	0	0.0
Negligent Vehicular Manslaughter	0	0.0	0	0.0
<b>Kidnapping/Abduction</b>	<b>0</b>	<b>0.0</b>	<b>0</b>	<b>0.0</b>
<b>Sex Offenses (Forcible) (Total)</b>	<b>0</b>	<b>0.0</b>	<b>0</b>	<b>0.0</b>
Forcible Rape	0	0.0	0	0.0
Forcible Sodomy	0	0.0	0	0.0
Sexual Assault W/Object	0	0.0	0	0.0
Forcible Fondling	0	0.0	0	0.0
<b>Robbery</b>	<b>0</b>	<b>0.0</b>	<b>0</b>	<b>0.0</b>
<b>Assault Offenses (Total)</b>	<b>1</b>	<b>0.9</b>	<b>0</b>	<b>0.0</b>
Aggravated Assault	0	0.0	0	0.0
Simple Assault	1	0.9	0	0.0
Intimidation	0	0.0	0	0.0
Stalking	0	0.0	0	0.0
<b>Arson</b>	<b>0</b>	<b>0.0</b>	<b>0</b>	<b>0.0</b>
<b>Extortion/Blackmail</b>	<b>0</b>	<b>0.0</b>	<b>0</b>	<b>0.0</b>
<b>Burglary</b>	<b>0</b>	<b>0.0</b>	<b>0</b>	<b>0.0</b>
<b>Larceny/Theft Offenses (Total)</b>	<b>0</b>	<b>0.0</b>	<b>0</b>	<b>0.0</b>
Theft - Pocket-picking	0	0.0	0	0.0
Theft - Purse Snatching	0	0.0	0	0.0
Theft - Shoplifting	0	0.0	0	0.0
Theft From Building	0	0.0	0	0.0
Theft From Coin Machine	0	0.0	0	0.0
Theft From Motor Vehicle	0	0.0	0	0.0
Theft of Motor Vehicle Parts	0	0.0	0	0.0
Theft - All Other Larceny	0	0.0	0	0.0
<b>Motor Vehicle Theft</b>	<b>0</b>	<b>0.0</b>	<b>0</b>	<b>0.0</b>
<b>Counterfeiting/Forgery</b>	<b>0</b>	<b>0.0</b>	<b>0</b>	<b>0.0</b>
<b>Fraud Offenses (Total)</b>	<b>0</b>	<b>0.0</b>	<b>0</b>	<b>0.0</b>
Fraud - Computer Hacking/Invasion	0	0.0	0	0.0
Fraud - Credit Card/ATM	0	0.0	0	0.0
Fraud - False Pretenses	0	0.0	0	0.0
Fraud - Identity Theft	0	0.0	0	0.0
Fraud - Impersonation	0	0.0	0	0.0
Fraud - Welfare	0	0.0	0	0.0
Fraud - Wire	0	0.0	0	0.0
<b>Embezzlement</b>	<b>0</b>	<b>0.0</b>	<b>0</b>	<b>0.0</b>
<b>Stolen Property Offenses</b>	<b>0</b>	<b>0.0</b>	<b>0</b>	<b>0.0</b>
<b>Destruction/Damage/Vandalism</b>	<b>0</b>	<b>0.0</b>	<b>0</b>	<b>0.0</b>
<b>Drug/Narcotic Violations (Total)</b>	<b>0</b>	<b>0.0</b>	<b>0</b>	<b>0.0</b>
Drug/Narcotic Violations	0	0.0	0	0.0
Drug/Narcotic Equipment Violations	0	0.0	0	0.0

<b>GROUP A OFFENSES</b>	Offense	Rate per 1,000	Cleared	% Cleared
<b>Sex Offenses (Nonforcible) (Total)</b>	<b>0</b>	<b>0.0</b>	<b>0</b>	<b>0.0</b>
Incest	0	0.0	0	0.0
Statutory Rape	0	0.0	0	0.0
<b>Pornography/Obscene Material</b>	<b>0</b>	<b>0.0</b>	<b>0</b>	<b>0.0</b>
<b>Gambling Offenses (Total)</b>	<b>0</b>	<b>0.0</b>	<b>0</b>	<b>0.0</b>
Gambling - Betting/Wagering	0	0.0	0	0.0
Gambling - Operating/Promoting	0	0.0	0	0.0
Gambling - Equipment Violations	0	0.0	0	0.0
Gambling - Sports Tampering	0	0.0	0	0.0
<b>Prostitution Offenses (Total)</b>	<b>0</b>	<b>0.0</b>	<b>0</b>	<b>0.0</b>
Prostitution	0	0.0	0	0.0
Prostitution Assisting/Promoting	0	0.0	0	0.0
Purchasing Prostitution	0	0.0	0	0.0
<b>Human Trafficking Offenses (Total)</b>	<b>0</b>	<b>0.0</b>	<b>0</b>	<b>0.0</b>
Commercial Sex Acts	0	0.0	0	0.0
Involuntary Servitude	0	0.0	0	0.0
<b>Bribery</b>	<b>0</b>	<b>0.0</b>	<b>0</b>	<b>0.0</b>
<b>Weapon Law Violations</b>	<b>0</b>	<b>0.0</b>	<b>0</b>	<b>0.0</b>
<b>Animal Cruelty</b>	<b>0</b>	<b>0.0</b>	<b>0</b>	<b>0.0</b>

<b>GROUP B OFFENSES</b>	Offenses	Rate per 1,000
Bad Checks	0	0.0
Curfew/Vagrancy	0	0.0
Disorderly Conduct	0	0.0
DUI	0	0.0
Drunkenness	0	0.0
Family-Non Violent	0	0.0
Liquor Law Violations	0	0.0
Peeping Tom	0	0.0
Trespass	0	0.0
All Other Offenses	0	0.0

<b>2023 Fall Term Campus Population</b>	
Undergraduate Enrollment	970
Graduate Enrollment	0
Staff Personnel	30
Faculty Personnel	67
Security Personnel	2
<b>Total Campus Population</b>	<b>1,069</b>



**Tennessee College of Applied Technology at Oneida - 2023**

<b>GROUP A OFFENSES</b>	Offense	Rate per 1,000	Cleared	% Cleared
<b>Homicide Offenses (Total)</b>	<b>0</b>	<b>0.0</b>	<b>0</b>	<b>0.0</b>
Murder	0	0.0	0	0.0
Negligent Manslaughter	0	0.0	0	0.0
Negligent Vehicular Manslaughter	0	0.0	0	0.0
<b>Kidnapping/Abduction</b>	<b>0</b>	<b>0.0</b>	<b>0</b>	<b>0.0</b>
<b>Sex Offenses (Forcible) (Total)</b>	<b>0</b>	<b>0.0</b>	<b>0</b>	<b>0.0</b>
Forcible Rape	0	0.0	0	0.0
Forcible Sodomy	0	0.0	0	0.0
Sexual Assault W/Object	0	0.0	0	0.0
Forcible Fondling	0	0.0	0	0.0
<b>Robbery</b>	<b>0</b>	<b>0.0</b>	<b>0</b>	<b>0.0</b>
<b>Assault Offenses (Total)</b>	<b>0</b>	<b>0.0</b>	<b>0</b>	<b>0.0</b>
Aggravated Assault	0	0.0	0	0.0
Simple Assault	0	0.0	0	0.0
Intimidation	0	0.0	0	0.0
Stalking	0	0.0	0	0.0
<b>Arson</b>	<b>0</b>	<b>0.0</b>	<b>0</b>	<b>0.0</b>
<b>Extortion/Blackmail</b>	<b>0</b>	<b>0.0</b>	<b>0</b>	<b>0.0</b>
<b>Burglary</b>	<b>0</b>	<b>0.0</b>	<b>0</b>	<b>0.0</b>
<b>Larceny/Theft Offenses (Total)</b>	<b>0</b>	<b>0.0</b>	<b>0</b>	<b>0.0</b>
Theft - Pocket-picking	0	0.0	0	0.0
Theft - Purse Snatching	0	0.0	0	0.0
Theft - Shoplifting	0	0.0	0	0.0
Theft From Building	0	0.0	0	0.0
Theft From Coin Machine	0	0.0	0	0.0
Theft From Motor Vehicle	0	0.0	0	0.0
Theft of Motor Vehicle Parts	0	0.0	0	0.0
Theft - All Other Larceny	0	0.0	0	0.0
<b>Motor Vehicle Theft</b>	<b>0</b>	<b>0.0</b>	<b>0</b>	<b>0.0</b>
<b>Counterfeiting/Forgery</b>	<b>0</b>	<b>0.0</b>	<b>0</b>	<b>0.0</b>
<b>Fraud Offenses (Total)</b>	<b>0</b>	<b>0.0</b>	<b>0</b>	<b>0.0</b>
Fraud - Computer Hacking/Invasion	0	0.0	0	0.0
Fraud - Credit Card/ATM	0	0.0	0	0.0
Fraud - False Pretenses	0	0.0	0	0.0
Fraud - Identity Theft	0	0.0	0	0.0
Fraud - Impersonation	0	0.0	0	0.0
Fraud - Welfare	0	0.0	0	0.0
Fraud - Wire	0	0.0	0	0.0
<b>Embezzlement</b>	<b>0</b>	<b>0.0</b>	<b>0</b>	<b>0.0</b>
<b>Stolen Property Offenses</b>	<b>0</b>	<b>0.0</b>	<b>0</b>	<b>0.0</b>
<b>Destruction/Damage/Vandalism</b>	<b>0</b>	<b>0.0</b>	<b>0</b>	<b>0.0</b>
<b>Drug/Narcotic Violations (Total)</b>	<b>0</b>	<b>0.0</b>	<b>0</b>	<b>0.0</b>
Drug/Narcotic Violations	0	0.0	0	0.0
Drug/Narcotic Equipment Violations	0	0.0	0	0.0

<b>GROUP A OFFENSES</b>	Offense	Rate per 1,000	Cleared	% Cleared
<b>Sex Offenses (Nonforcible) (Total)</b>	<b>0</b>	<b>0.0</b>	<b>0</b>	<b>0.0</b>
Incest	0	0.0	0	0.0
Statutory Rape	0	0.0	0	0.0
<b>Pornography/Obscene Material</b>	<b>0</b>	<b>0.0</b>	<b>0</b>	<b>0.0</b>
<b>Gambling Offenses (Total)</b>	<b>0</b>	<b>0.0</b>	<b>0</b>	<b>0.0</b>
Gambling - Betting/Wagering	0	0.0	0	0.0
Gambling - Operating/Promoting	0	0.0	0	0.0
Gambling - Equipment Violations	0	0.0	0	0.0
Gambling - Sports Tampering	0	0.0	0	0.0
<b>Prostitution Offenses (Total)</b>	<b>0</b>	<b>0.0</b>	<b>0</b>	<b>0.0</b>
Prostitution	0	0.0	0	0.0
Prostitution Assisting/Promoting	0	0.0	0	0.0
Purchasing Prostitution	0	0.0	0	0.0
<b>Human Trafficking Offenses (Total)</b>	<b>0</b>	<b>0.0</b>	<b>0</b>	<b>0.0</b>
Commercial Sex Acts	0	0.0	0	0.0
Involuntary Servitude	0	0.0	0	0.0
<b>Bribery</b>	<b>0</b>	<b>0.0</b>	<b>0</b>	<b>0.0</b>
<b>Weapon Law Violations</b>	<b>0</b>	<b>0.0</b>	<b>0</b>	<b>0.0</b>
<b>Animal Cruelty</b>	<b>0</b>	<b>0.0</b>	<b>0</b>	<b>0.0</b>

<b>GROUP B OFFENSES</b>	Offenses	Rate per 1,000
Bad Checks	0	0.0
Curfew/Vagrancy	0	0.0
Disorderly Conduct	0	0.0
DUI	0	0.0
Drunkenness	0	0.0
Family-Non Violent	0	0.0
Liquor Law Violations	0	0.0
Peeping Tom	0	0.0
Trespass	0	0.0
All Other Offenses	0	0.0

<b>2023 Fall Term Campus Population</b>	
Undergraduate Enrollment	249
Graduate Enrollment	0
Staff Personnel	14
Faculty Personnel	37
Security Personnel	1
<b>Total Campus Population</b>	<b>301</b>



**Tennessee College of Applied Technology at Paris - 2023**

<b>GROUP A OFFENSES</b>	Offense	Rate per 1,000	Cleared	% Cleared
<b>Homicide Offenses (Total)</b>	<b>0</b>	<b>0.0</b>	<b>0</b>	<b>0.0</b>
Murder	0	0.0	0	0.0
Negligent Manslaughter	0	0.0	0	0.0
Negligent Vehicular Manslaughter	0	0.0	0	0.0
<b>Kidnapping/Abduction</b>	<b>0</b>	<b>0.0</b>	<b>0</b>	<b>0.0</b>
<b>Sex Offenses (Forcible) (Total)</b>	<b>0</b>	<b>0.0</b>	<b>0</b>	<b>0.0</b>
Forcible Rape	0	0.0	0	0.0
Forcible Sodomy	0	0.0	0	0.0
Sexual Assault W/Object	0	0.0	0	0.0
Forcible Fondling	0	0.0	0	0.0
<b>Robbery</b>	<b>0</b>	<b>0.0</b>	<b>0</b>	<b>0.0</b>
<b>Assault Offenses (Total)</b>	<b>0</b>	<b>0.0</b>	<b>0</b>	<b>0.0</b>
Aggravated Assault	0	0.0	0	0.0
Simple Assault	0	0.0	0	0.0
Intimidation	0	0.0	0	0.0
Stalking	0	0.0	0	0.0
<b>Arson</b>	<b>0</b>	<b>0.0</b>	<b>0</b>	<b>0.0</b>
<b>Extortion/Blackmail</b>	<b>0</b>	<b>0.0</b>	<b>0</b>	<b>0.0</b>
<b>Burglary</b>	<b>0</b>	<b>0.0</b>	<b>0</b>	<b>0.0</b>
<b>Larceny/Theft Offenses (Total)</b>	<b>0</b>	<b>0.0</b>	<b>0</b>	<b>0.0</b>
Theft - Pocket-picking	0	0.0	0	0.0
Theft - Purse Snatching	0	0.0	0	0.0
Theft - Shoplifting	0	0.0	0	0.0
Theft From Building	0	0.0	0	0.0
Theft From Coin Machine	0	0.0	0	0.0
Theft From Motor Vehicle	0	0.0	0	0.0
Theft of Motor Vehicle Parts	0	0.0	0	0.0
Theft - All Other Larceny	0	0.0	0	0.0
<b>Motor Vehicle Theft</b>	<b>0</b>	<b>0.0</b>	<b>0</b>	<b>0.0</b>
<b>Counterfeiting/Forgery</b>	<b>0</b>	<b>0.0</b>	<b>0</b>	<b>0.0</b>
<b>Fraud Offenses (Total)</b>	<b>0</b>	<b>0.0</b>	<b>0</b>	<b>0.0</b>
Fraud - Computer Hacking/Invasion	0	0.0	0	0.0
Fraud - Credit Card/ATM	0	0.0	0	0.0
Fraud - False Pretenses	0	0.0	0	0.0
Fraud - Identity Theft	0	0.0	0	0.0
Fraud - Impersonation	0	0.0	0	0.0
Fraud - Welfare	0	0.0	0	0.0
Fraud - Wire	0	0.0	0	0.0
<b>Embezzlement</b>	<b>0</b>	<b>0.0</b>	<b>0</b>	<b>0.0</b>
<b>Stolen Property Offenses</b>	<b>0</b>	<b>0.0</b>	<b>0</b>	<b>0.0</b>
<b>Destruction/Damage/Vandalism</b>	<b>0</b>	<b>0.0</b>	<b>0</b>	<b>0.0</b>
<b>Drug/Narcotic Violations (Total)</b>	<b>0</b>	<b>0.0</b>	<b>0</b>	<b>0.0</b>
Drug/Narcotic Violations	0	0.0	0	0.0
Drug/Narcotic Equipment Violations	0	0.0	0	0.0

<b>GROUP A OFFENSES</b>	Offense	Rate per 1,000	Cleared	% Cleared
<b>Sex Offenses (Nonforcible) (Total)</b>	<b>0</b>	<b>0.0</b>	<b>0</b>	<b>0.0</b>
Incest	0	0.0	0	0.0
Statutory Rape	0	0.0	0	0.0
<b>Pornography/Obscene Material</b>	<b>0</b>	<b>0.0</b>	<b>0</b>	<b>0.0</b>
<b>Gambling Offenses (Total)</b>	<b>0</b>	<b>0.0</b>	<b>0</b>	<b>0.0</b>
Gambling - Betting/Wagering	0	0.0	0	0.0
Gambling - Operating/Promoting	0	0.0	0	0.0
Gambling - Equipment Violations	0	0.0	0	0.0
Gambling - Sports Tampering	0	0.0	0	0.0
<b>Prostitution Offenses (Total)</b>	<b>0</b>	<b>0.0</b>	<b>0</b>	<b>0.0</b>
Prostitution	0	0.0	0	0.0
Prostitution Assisting/Promoting	0	0.0	0	0.0
Purchasing Prostitution	0	0.0	0	0.0
<b>Human Trafficking Offenses (Total)</b>	<b>0</b>	<b>0.0</b>	<b>0</b>	<b>0.0</b>
Commercial Sex Acts	0	0.0	0	0.0
Involuntary Servitude	0	0.0	0	0.0
<b>Bribery</b>	<b>0</b>	<b>0.0</b>	<b>0</b>	<b>0.0</b>
<b>Weapon Law Violations</b>	<b>0</b>	<b>0.0</b>	<b>0</b>	<b>0.0</b>
<b>Animal Cruelty</b>	<b>0</b>	<b>0.0</b>	<b>0</b>	<b>0.0</b>

<b>GROUP B OFFENSES</b>	Offenses	Rate per 1,000
Bad Checks	0	0.0
Curfew/Vagrancy	0	0.0
Disorderly Conduct	0	0.0
DUI	0	0.0
Drunkenness	0	0.0
Family-Non Violent	0	0.0
Liquor Law Violations	0	0.0
Peeping Tom	0	0.0
Trespass	0	0.0
All Other Offenses	0	0.0

<b>2023 Fall Term Campus Population</b>	
Undergraduate Enrollment	256
Graduate Enrollment	0
Staff Personnel	12
Faculty Personnel	18
Security Personnel	1
<b>Total Campus Population</b>	<b>287</b>



**Tennessee College of Applied Technology at Pulaski - 2023**

<b>GROUP A OFFENSES</b>	Offense	Rate per 1,000	Cleared	% Cleared
<b>Homicide Offenses (Total)</b>	<b>0</b>	<b>0.0</b>	<b>0</b>	<b>0.0</b>
Murder	0	0.0	0	0.0
Negligent Manslaughter	0	0.0	0	0.0
Negligent Vehicular Manslaughter	0	0.0	0	0.0
<b>Kidnapping/Abduction</b>	<b>0</b>	<b>0.0</b>	<b>0</b>	<b>0.0</b>
<b>Sex Offenses (Forcible) (Total)</b>	<b>0</b>	<b>0.0</b>	<b>0</b>	<b>0.0</b>
Forcible Rape	0	0.0	0	0.0
Forcible Sodomy	0	0.0	0	0.0
Sexual Assault W/Object	0	0.0	0	0.0
Forcible Fondling	0	0.0	0	0.0
<b>Robbery</b>	<b>0</b>	<b>0.0</b>	<b>0</b>	<b>0.0</b>
<b>Assault Offenses (Total)</b>	<b>0</b>	<b>0.0</b>	<b>0</b>	<b>0.0</b>
Aggravated Assault	0	0.0	0	0.0
Simple Assault	0	0.0	0	0.0
Intimidation	0	0.0	0	0.0
Stalking	0	0.0	0	0.0
<b>Arson</b>	<b>0</b>	<b>0.0</b>	<b>0</b>	<b>0.0</b>
<b>Extortion/Blackmail</b>	<b>0</b>	<b>0.0</b>	<b>0</b>	<b>0.0</b>
<b>Burglary</b>	<b>0</b>	<b>0.0</b>	<b>0</b>	<b>0.0</b>
<b>Larceny/Theft Offenses (Total)</b>	<b>0</b>	<b>0.0</b>	<b>0</b>	<b>0.0</b>
Theft - Pocket-picking	0	0.0	0	0.0
Theft - Purse Snatching	0	0.0	0	0.0
Theft - Shoplifting	0	0.0	0	0.0
Theft From Building	0	0.0	0	0.0
Theft From Coin Machine	0	0.0	0	0.0
Theft From Motor Vehicle	0	0.0	0	0.0
Theft of Motor Vehicle Parts	0	0.0	0	0.0
Theft - All Other Larceny	0	0.0	0	0.0
<b>Motor Vehicle Theft</b>	<b>0</b>	<b>0.0</b>	<b>0</b>	<b>0.0</b>
<b>Counterfeiting/Forgery</b>	<b>0</b>	<b>0.0</b>	<b>0</b>	<b>0.0</b>
<b>Fraud Offenses (Total)</b>	<b>0</b>	<b>0.0</b>	<b>0</b>	<b>0.0</b>
Fraud - Computer Hacking/Invasion	0	0.0	0	0.0
Fraud - Credit Card/ATM	0	0.0	0	0.0
Fraud - False Pretenses	0	0.0	0	0.0
Fraud - Identity Theft	0	0.0	0	0.0
Fraud - Impersonation	0	0.0	0	0.0
Fraud - Welfare	0	0.0	0	0.0
Fraud - Wire	0	0.0	0	0.0
<b>Embezzlement</b>	<b>0</b>	<b>0.0</b>	<b>0</b>	<b>0.0</b>
<b>Stolen Property Offenses</b>	<b>0</b>	<b>0.0</b>	<b>0</b>	<b>0.0</b>
<b>Destruction/Damage/Vandalism</b>	<b>0</b>	<b>0.0</b>	<b>0</b>	<b>0.0</b>
<b>Drug/Narcotic Violations (Total)</b>	<b>0</b>	<b>0.0</b>	<b>0</b>	<b>0.0</b>
Drug/Narcotic Violations	0	0.0	0	0.0
Drug/Narcotic Equipment Violations	0	0.0	0	0.0

<b>GROUP A OFFENSES</b>	Offense	Rate per 1,000	Cleared	% Cleared
<b>Sex Offenses (Nonforcible) (Total)</b>	<b>0</b>	<b>0.0</b>	<b>0</b>	<b>0.0</b>
Incest	0	0.0	0	0.0
Statutory Rape	0	0.0	0	0.0
<b>Pornography/Obscene Material</b>	<b>0</b>	<b>0.0</b>	<b>0</b>	<b>0.0</b>
<b>Gambling Offenses (Total)</b>	<b>0</b>	<b>0.0</b>	<b>0</b>	<b>0.0</b>
Gambling - Betting/Wagering	0	0.0	0	0.0
Gambling - Operating/Promoting	0	0.0	0	0.0
Gambling - Equipment Violations	0	0.0	0	0.0
Gambling - Sports Tampering	0	0.0	0	0.0
<b>Prostitution Offenses (Total)</b>	<b>0</b>	<b>0.0</b>	<b>0</b>	<b>0.0</b>
Prostitution	0	0.0	0	0.0
Prostitution Assisting/Promoting	0	0.0	0	0.0
Purchasing Prostitution	0	0.0	0	0.0
<b>Human Trafficking Offenses (Total)</b>	<b>0</b>	<b>0.0</b>	<b>0</b>	<b>0.0</b>
Commercial Sex Acts	0	0.0	0	0.0
Involuntary Servitude	0	0.0	0	0.0
<b>Bribery</b>	<b>0</b>	<b>0.0</b>	<b>0</b>	<b>0.0</b>
<b>Weapon Law Violations</b>	<b>0</b>	<b>0.0</b>	<b>0</b>	<b>0.0</b>
<b>Animal Cruelty</b>	<b>0</b>	<b>0.0</b>	<b>0</b>	<b>0.0</b>

<b>GROUP B OFFENSES</b>	Offenses	Rate per 1,000
Bad Checks	0	0.0
Curfew/Vagrancy	0	0.0
Disorderly Conduct	0	0.0
DUI	0	0.0
Drunkenness	0	0.0
Family-Non Violent	0	0.0
Liquor Law Violations	0	0.0
Peeping Tom	0	0.0
Trespass	0	0.0
All Other Offenses	0	0.0

<b>2023 Fall Term Campus Population</b>	
Undergraduate Enrollment	240
Graduate Enrollment	0
Staff Personnel	19
Faculty Personnel	24
Security Personnel	0
<b>Total Campus Population</b>	<b>283</b>



**Tennessee College of Applied Technology at Shelbyville - 2023**

<b>GROUP A OFFENSES</b>	Offense	Rate per 1,000	Cleared	% Cleared
<b>Homicide Offenses (Total)</b>	<b>0</b>	<b>0.0</b>	<b>0</b>	<b>0.0</b>
Murder	0	0.0	0	0.0
Negligent Manslaughter	0	0.0	0	0.0
Negligent Vehicular Manslaughter	0	0.0	0	0.0
<b>Kidnapping/Abduction</b>	<b>0</b>	<b>0.0</b>	<b>0</b>	<b>0.0</b>
<b>Sex Offenses (Forcible) (Total)</b>	<b>0</b>	<b>0.0</b>	<b>0</b>	<b>0.0</b>
Forcible Rape	0	0.0	0	0.0
Forcible Sodomy	0	0.0	0	0.0
Sexual Assault W/Object	0	0.0	0	0.0
Forcible Fondling	0	0.0	0	0.0
<b>Robbery</b>	<b>0</b>	<b>0.0</b>	<b>0</b>	<b>0.0</b>
<b>Assault Offenses (Total)</b>	<b>0</b>	<b>0.0</b>	<b>0</b>	<b>0.0</b>
Aggravated Assault	0	0.0	0	0.0
Simple Assault	0	0.0	0	0.0
Intimidation	0	0.0	0	0.0
Stalking	0	0.0	0	0.0
<b>Arson</b>	<b>0</b>	<b>0.0</b>	<b>0</b>	<b>0.0</b>
<b>Extortion/Blackmail</b>	<b>0</b>	<b>0.0</b>	<b>0</b>	<b>0.0</b>
<b>Burglary</b>	<b>0</b>	<b>0.0</b>	<b>0</b>	<b>0.0</b>
<b>Larceny/Theft Offenses (Total)</b>	<b>0</b>	<b>0.0</b>	<b>0</b>	<b>0.0</b>
Theft - Pocket-picking	0	0.0	0	0.0
Theft - Purse Snatching	0	0.0	0	0.0
Theft - Shoplifting	0	0.0	0	0.0
Theft From Building	0	0.0	0	0.0
Theft From Coin Machine	0	0.0	0	0.0
Theft From Motor Vehicle	0	0.0	0	0.0
Theft of Motor Vehicle Parts	0	0.0	0	0.0
Theft - All Other Larceny	0	0.0	0	0.0
<b>Motor Vehicle Theft</b>	<b>0</b>	<b>0.0</b>	<b>0</b>	<b>0.0</b>
<b>Counterfeiting/Forgery</b>	<b>0</b>	<b>0.0</b>	<b>0</b>	<b>0.0</b>
<b>Fraud Offenses (Total)</b>	<b>0</b>	<b>0.0</b>	<b>0</b>	<b>0.0</b>
Fraud - Computer Hacking/Invasion	0	0.0	0	0.0
Fraud - Credit Card/ATM	0	0.0	0	0.0
Fraud - False Pretenses	0	0.0	0	0.0
Fraud - Identity Theft	0	0.0	0	0.0
Fraud - Impersonation	0	0.0	0	0.0
Fraud - Welfare	0	0.0	0	0.0
Fraud - Wire	0	0.0	0	0.0
<b>Embezzlement</b>	<b>0</b>	<b>0.0</b>	<b>0</b>	<b>0.0</b>
<b>Stolen Property Offenses</b>	<b>0</b>	<b>0.0</b>	<b>0</b>	<b>0.0</b>
<b>Destruction/Damage/Vandalism</b>	<b>0</b>	<b>0.0</b>	<b>0</b>	<b>0.0</b>
<b>Drug/Narcotic Violations (Total)</b>	<b>0</b>	<b>0.0</b>	<b>0</b>	<b>0.0</b>
Drug/Narcotic Violations	0	0.0	0	0.0
Drug/Narcotic Equipment Violations	0	0.0	0	0.0

<b>GROUP A OFFENSES</b>	Offense	Rate per 1,000	Cleared	% Cleared
<b>Sex Offenses (Nonforcible) (Total)</b>	<b>0</b>	<b>0.0</b>	<b>0</b>	<b>0.0</b>
Incest	0	0.0	0	0.0
Statutory Rape	0	0.0	0	0.0
<b>Pornography/Obscene Material</b>	<b>0</b>	<b>0.0</b>	<b>0</b>	<b>0.0</b>
<b>Gambling Offenses (Total)</b>	<b>0</b>	<b>0.0</b>	<b>0</b>	<b>0.0</b>
Gambling - Betting/Wagering	0	0.0	0	0.0
Gambling - Operating/Promoting	0	0.0	0	0.0
Gambling - Equipment Violations	0	0.0	0	0.0
Gambling - Sports Tampering	0	0.0	0	0.0
<b>Prostitution Offenses (Total)</b>	<b>0</b>	<b>0.0</b>	<b>0</b>	<b>0.0</b>
Prostitution	0	0.0	0	0.0
Prostitution Assisting/Promoting	0	0.0	0	0.0
Purchasing Prostitution	0	0.0	0	0.0
<b>Human Trafficking Offenses (Total)</b>	<b>0</b>	<b>0.0</b>	<b>0</b>	<b>0.0</b>
Commercial Sex Acts	0	0.0	0	0.0
Involuntary Servitude	0	0.0	0	0.0
<b>Bribery</b>	<b>0</b>	<b>0.0</b>	<b>0</b>	<b>0.0</b>
<b>Weapon Law Violations</b>	<b>0</b>	<b>0.0</b>	<b>0</b>	<b>0.0</b>
<b>Animal Cruelty</b>	<b>0</b>	<b>0.0</b>	<b>0</b>	<b>0.0</b>

<b>GROUP B OFFENSES</b>	Offenses	Rate per 1,000
Bad Checks	0	0.0
Curfew/Vagrancy	0	0.0
Disorderly Conduct	0	0.0
DUI	0	0.0
Drunkenness	0	0.0
Family-Non Violent	0	0.0
Liquor Law Violations	0	0.0
Peeping Tom	0	0.0
Trespass	0	0.0
All Other Offenses	0	0.0

<b>2023 Fall Term Campus Population</b>	
Undergraduate Enrollment	466
Graduate Enrollment	0
Staff Personnel	16
Faculty Personnel	25
Security Personnel	1
<b>Total Campus Population</b>	<b>508</b>



Tennessee College of Applied Technology Northwest - 2023

GROUP A OFFENSES	Offense	Rate per 1,000	Cleared	% Cleared
<b>Homicide Offenses (Total)</b>	<b>0</b>	<b>0.0</b>	<b>0</b>	<b>0.0</b>
Murder	0	0.0	0	0.0
Negligent Manslaughter	0	0.0	0	0.0
Negligent Vehicular Manslaughter	0	0.0	0	0.0
<b>Kidnapping/Abduction</b>	<b>0</b>	<b>0.0</b>	<b>0</b>	<b>0.0</b>
<b>Sex Offenses (Forcible) (Total)</b>	<b>0</b>	<b>0.0</b>	<b>0</b>	<b>0.0</b>
Forcible Rape	0	0.0	0	0.0
Forcible Sodomy	0	0.0	0	0.0
Sexual Assault W/Object	0	0.0	0	0.0
Forcible Fondling	0	0.0	0	0.0
<b>Robbery</b>	<b>0</b>	<b>0.0</b>	<b>0</b>	<b>0.0</b>
<b>Assault Offenses (Total)</b>	<b>0</b>	<b>0.0</b>	<b>0</b>	<b>0.0</b>
Aggravated Assault	0	0.0	0	0.0
Simple Assault	0	0.0	0	0.0
Intimidation	0	0.0	0	0.0
Stalking	0	0.0	0	0.0
<b>Arson</b>	<b>0</b>	<b>0.0</b>	<b>0</b>	<b>0.0</b>
<b>Extortion/Blackmail</b>	<b>0</b>	<b>0.0</b>	<b>0</b>	<b>0.0</b>
<b>Burglary</b>	<b>0</b>	<b>0.0</b>	<b>0</b>	<b>0.0</b>
<b>Larceny/Theft Offenses (Total)</b>	<b>0</b>	<b>0.0</b>	<b>0</b>	<b>0.0</b>
Theft - Pocket-picking	0	0.0	0	0.0
Theft - Purse Snatching	0	0.0	0	0.0
Theft - Shoplifting	0	0.0	0	0.0
Theft From Building	0	0.0	0	0.0
Theft From Coin Machine	0	0.0	0	0.0
Theft From Motor Vehicle	0	0.0	0	0.0
Theft of Motor Vehicle Parts	0	0.0	0	0.0
Theft - All Other Larceny	0	0.0	0	0.0
<b>Motor Vehicle Theft</b>	<b>0</b>	<b>0.0</b>	<b>0</b>	<b>0.0</b>
<b>Counterfeiting/Forgery</b>	<b>0</b>	<b>0.0</b>	<b>0</b>	<b>0.0</b>
<b>Fraud Offenses (Total)</b>	<b>0</b>	<b>0.0</b>	<b>0</b>	<b>0.0</b>
Fraud - Computer Hacking/Invasion	0	0.0	0	0.0
Fraud - Credit Card/ATM	0	0.0	0	0.0
Fraud - False Pretenses	0	0.0	0	0.0
Fraud - Identity Theft	0	0.0	0	0.0
Fraud - Impersonation	0	0.0	0	0.0
Fraud - Welfare	0	0.0	0	0.0
Fraud - Wire	0	0.0	0	0.0
<b>Embezzlement</b>	<b>0</b>	<b>0.0</b>	<b>0</b>	<b>0.0</b>
<b>Stolen Property Offenses</b>	<b>0</b>	<b>0.0</b>	<b>0</b>	<b>0.0</b>
<b>Destruction/Damage/Vandalism</b>	<b>0</b>	<b>0.0</b>	<b>0</b>	<b>0.0</b>
<b>Drug/Narcotic Violations (Total)</b>	<b>0</b>	<b>0.0</b>	<b>0</b>	<b>0.0</b>
Drug/Narcotic Violations	0	0.0	0	0.0
Drug/Narcotic Equipment Violations	0	0.0	0	0.0

GROUP A OFFENSES	Offense	Rate per 1,000	Cleared	% Cleared
<b>Sex Offenses (Nonforcible) (Total)</b>	<b>0</b>	<b>0.0</b>	<b>0</b>	<b>0.0</b>
Incest	0	0.0	0	0.0
Statutory Rape	0	0.0	0	0.0
<b>Pornography/Obscene Material</b>	<b>0</b>	<b>0.0</b>	<b>0</b>	<b>0.0</b>
<b>Gambling Offenses (Total)</b>	<b>0</b>	<b>0.0</b>	<b>0</b>	<b>0.0</b>
Gambling - Betting/Wagering	0	0.0	0	0.0
Gambling - Operating/Promoting	0	0.0	0	0.0
Gambling - Equipment Violations	0	0.0	0	0.0
Gambling - Sports Tampering	0	0.0	0	0.0
<b>Prostitution Offenses (Total)</b>	<b>0</b>	<b>0.0</b>	<b>0</b>	<b>0.0</b>
Prostitution	0	0.0	0	0.0
Prostitution Assisting/Promoting	0	0.0	0	0.0
Purchasing Prostitution	0	0.0	0	0.0
<b>Human Trafficking Offenses (Total)</b>	<b>0</b>	<b>0.0</b>	<b>0</b>	<b>0.0</b>
Commercial Sex Acts	0	0.0	0	0.0
Involuntary Servitude	0	0.0	0	0.0
<b>Bribery</b>	<b>0</b>	<b>0.0</b>	<b>0</b>	<b>0.0</b>
<b>Weapon Law Violations</b>	<b>0</b>	<b>0.0</b>	<b>0</b>	<b>0.0</b>
<b>Animal Cruelty</b>	<b>0</b>	<b>0.0</b>	<b>0</b>	<b>0.0</b>

GROUP B OFFENSES	Offenses	Rate per 1,000
Bad Checks	0	0.0
Curfew/Vagrancy	0	0.0
Disorderly Conduct	0	0.0
DUI	0	0.0
Drunkenness	0	0.0
Family-Non Violent	0	0.0
Liquor Law Violations	0	0.0
Peeping Tom	0	0.0
Trespass	0	0.0
All Other Offenses	0	0.0

2023 Fall Term Campus Population	
Undergraduate Enrollment	1,390
Graduate Enrollment	0
Staff Personnel	34
Faculty Personnel	62
Security Personnel	3
<b>Total Campus Population</b>	<b>1,489</b>



Tennessee State University - 2023

GROUP A OFFENSES	Offense	Rate per 1,000	Cleared	% Cleared
<b>Homicide Offenses (Total)</b>	<b>0</b>	<b>0.0</b>	<b>0</b>	<b>0.0</b>
Murder	0	0.0	0	0.0
Negligent Manslaughter	0	0.0	0	0.0
Negligent Vehicular Manslaughter	0	0.0	0	0.0
<b>Kidnapping/Abduction</b>	<b>0</b>	<b>0.0</b>	<b>0</b>	<b>0.0</b>
<b>Sex Offenses (Forcible) (Total)</b>	<b>1</b>	<b>0.1</b>	<b>0</b>	<b>0.0</b>
Forcible Rape	0	0.0	0	0.0
Forcible Sodomy	0	0.0	0	0.0
Sexual Assault W/Object	0	0.0	0	0.0
Forcible Fondling	1	0.1	0	0.0
<b>Robbery</b>	<b>0</b>	<b>0.0</b>	<b>0</b>	<b>0.0</b>
<b>Assault Offenses (Total)</b>	<b>23</b>	<b>1.3</b>	<b>6</b>	<b>26.1</b>
Aggravated Assault	1	0.1	0	0.0
Simple Assault	13	0.7	6	46.2
Intimidation	9	0.5	0	0.0
Stalking	0	0.0	0	0.0
<b>Arson</b>	<b>0</b>	<b>0.0</b>	<b>0</b>	<b>0.0</b>
<b>Extortion/Blackmail</b>	<b>3</b>	<b>0.2</b>	<b>0</b>	<b>0.0</b>
<b>Burglary</b>	<b>4</b>	<b>0.2</b>	<b>1</b>	<b>25.0</b>
<b>Larceny/Theft Offenses (Total)</b>	<b>24</b>	<b>1.4</b>	<b>0</b>	<b>0.0</b>
Theft - Pocket-picking	0	0.0	0	0.0
Theft - Purse Snatching	0	0.0	0	0.0
Theft - Shoplifting	0	0.0	0	0.0
Theft From Building	20	1.1	0	0.0
Theft From Coin Machine	0	0.0	0	0.0
Theft From Motor Vehicle	4	0.2	0	0.0
Theft of Motor Vehicle Parts	0	0.0	0	0.0
Theft - All Other Larceny	0	0.0	0	0.0
<b>Motor Vehicle Theft</b>	<b>1</b>	<b>0.1</b>	<b>0</b>	<b>0.0</b>
<b>Counterfeiting/Forgery</b>	<b>0</b>	<b>0.0</b>	<b>0</b>	<b>0.0</b>
<b>Fraud Offenses (Total)</b>	<b>4</b>	<b>0.2</b>	<b>0</b>	<b>0.0</b>
Fraud - Computer Hacking/Invasion	1	0.1	0	0.0
Fraud - Credit Card/ATM	0	0.0	0	0.0
Fraud - False Pretenses	3	0.2	0	0.0
Fraud - Identity Theft	0	0.0	0	0.0
Fraud - Impersonation	0	0.0	0	0.0
Fraud - Welfare	0	0.0	0	0.0
Fraud - Wire	0	0.0	0	0.0
<b>Embezzlement</b>	<b>0</b>	<b>0.0</b>	<b>0</b>	<b>0.0</b>
<b>Stolen Property Offenses</b>	<b>0</b>	<b>0.0</b>	<b>0</b>	<b>0.0</b>
<b>Destruction/Damage/Vandalism</b>	<b>15</b>	<b>0.9</b>	<b>1</b>	<b>6.7</b>
<b>Drug/Narcotic Violations (Total)</b>	<b>32</b>	<b>1.8</b>	<b>10</b>	<b>31.3</b>
Drug/Narcotic Violations	20	1.1	6	30.0
Drug/Narcotic Equipment Violations	12	0.7	4	33.3

GROUP A OFFENSES	Offense	Rate per 1,000	Cleared	% Cleared
<b>Sex Offenses (Nonforcible) (Total)</b>	<b>0</b>	<b>0.0</b>	<b>0</b>	<b>0.0</b>
Incest	0	0.0	0	0.0
Statutory Rape	0	0.0	0	0.0
<b>Pornography/Obscene Material</b>	<b>0</b>	<b>0.0</b>	<b>0</b>	<b>0.0</b>
<b>Gambling Offenses (Total)</b>	<b>0</b>	<b>0.0</b>	<b>0</b>	<b>0.0</b>
Gambling - Betting/Wagering	0	0.0	0	0.0
Gambling - Operating/Promoting	0	0.0	0	0.0
Gambling - Equipment Violations	0	0.0	0	0.0
Gambling - Sports Tampering	0	0.0	0	0.0
<b>Prostitution Offenses (Total)</b>	<b>0</b>	<b>0.0</b>	<b>0</b>	<b>0.0</b>
Prostitution	0	0.0	0	0.0
Prostitution Assisting/Promoting	0	0.0	0	0.0
Purchasing Prostitution	0	0.0	0	0.0
<b>Human Trafficking Offenses (Total)</b>	<b>0</b>	<b>0.0</b>	<b>0</b>	<b>0.0</b>
Commercial Sex Acts	0	0.0	0	0.0
Involuntary Servitude	0	0.0	0	0.0
<b>Bribery</b>	<b>0</b>	<b>0.0</b>	<b>0</b>	<b>0.0</b>
<b>Weapon Law Violations</b>	<b>2</b>	<b>0.1</b>	<b>2</b>	<b>100.0</b>
<b>Animal Cruelty</b>	<b>0</b>	<b>0.0</b>	<b>0</b>	<b>0.0</b>

GROUP B OFFENSES	Offenses	Rate per 1,000
Bad Checks	0	0.0
Curfew/Vagrancy	0	0.0
Disorderly Conduct	0	0.0
DUI	1	0.1
Drunkenness	7	0.4
Family-Non Violent	0	0.0
Liquor Law Violations	2	0.1
Peeping Tom	0	0.0
Trespass	2	0.1
All Other Offenses	4	0.2

2023 Fall Term Campus Population	
Undergraduate Enrollment	7,253
Graduate Enrollment	8,198
Staff Personnel	1,618
Faculty Personnel	441
Security Personnel	38
<b>Total Campus Population</b>	<b>17,548</b>



## Tennessee Technological University - 2023

GROUP A OFFENSES	Offense	Rate per 1,000	Cleared	% Cleared
<b>Homicide Offenses (Total)</b>	<b>0</b>	<b>0.0</b>	<b>0</b>	<b>0.0</b>
Murder	0	0.0	0	0.0
Negligent Manslaughter	0	0.0	0	0.0
Negligent Vehicular Manslaughter	0	0.0	0	0.0
<b>Kidnapping/Abduction</b>	<b>0</b>	<b>0.0</b>	<b>0</b>	<b>0.0</b>
<b>Sex Offenses (Forcible) (Total)</b>	<b>2</b>	<b>0.2</b>	<b>0</b>	<b>0.0</b>
Forcible Rape	1	0.1	0	0.0
Forcible Sodomy	0	0.0	0	0.0
Sexual Assault W/Object	0	0.0	0	0.0
Forcible Fondling	1	0.1	0	0.0
<b>Robbery</b>	<b>0</b>	<b>0.0</b>	<b>0</b>	<b>0.0</b>
<b>Assault Offenses (Total)</b>	<b>11</b>	<b>1.1</b>	<b>6</b>	<b>54.5</b>
Aggravated Assault	0	0.0	0	0.0
Simple Assault	4	0.4	1	25.0
Intimidation	7	0.7	5	71.4
Stalking	0	0.0	0	0.0
<b>Arson</b>	<b>0</b>	<b>0.0</b>	<b>0</b>	<b>0.0</b>
<b>Extortion/Blackmail</b>	<b>7</b>	<b>0.7</b>	<b>0</b>	<b>0.0</b>
<b>Burglary</b>	<b>1</b>	<b>0.1</b>	<b>0</b>	<b>0.0</b>
<b>Larceny/Theft Offenses (Total)</b>	<b>33</b>	<b>3.3</b>	<b>4</b>	<b>12.1</b>
Theft - Pocket-picking	0	0.0	0	0.0
Theft - Purse Snatching	0	0.0	0	0.0
Theft - Shoplifting	0	0.0	0	0.0
Theft From Building	8	0.8	3	37.5
Theft From Coin Machine	0	0.0	0	0.0
Theft From Motor Vehicle	2	0.2	0	0.0
Theft of Motor Vehicle Parts	0	0.0	0	0.0
Theft - All Other Larceny	23	2.3	1	4.3
<b>Motor Vehicle Theft</b>	<b>2</b>	<b>0.2</b>	<b>1</b>	<b>50.0</b>
<b>Counterfeiting/Forgery</b>	<b>0</b>	<b>0.0</b>	<b>0</b>	<b>0.0</b>
<b>Fraud Offenses (Total)</b>	<b>6</b>	<b>0.6</b>	<b>2</b>	<b>33.3</b>
Fraud - Computer Hacking/Invasion	0	0.0	0	0.0
Fraud - Credit Card/ATM	2	0.2	1	50.0
Fraud - False Pretenses	3	0.3	0	0.0
Fraud - Identity Theft	0	0.0	0	0.0
Fraud - Impersonation	1	0.1	1	100.0
Fraud - Welfare	0	0.0	0	0.0
Fraud - Wire	0	0.0	0	0.0
<b>Embezzlement</b>	<b>0</b>	<b>0.0</b>	<b>0</b>	<b>0.0</b>
<b>Stolen Property Offenses</b>	<b>0</b>	<b>0.0</b>	<b>0</b>	<b>0.0</b>
<b>Destruction/Damage/Vandalism</b>	<b>7</b>	<b>0.7</b>	<b>3</b>	<b>42.9</b>
<b>Drug/Narcotic Violations (Total)</b>	<b>18</b>	<b>1.8</b>	<b>13</b>	<b>72.2</b>
Drug/Narcotic Violations	10	1.0	8	80.0
Drug/Narcotic Equipment Violations	8	0.8	5	62.5

GROUP A OFFENSES	Offense	Rate per 1,000	Cleared	% Cleared
<b>Sex Offenses (Nonforcible) (Total)</b>	<b>0</b>	<b>0.0</b>	<b>0</b>	<b>0.0</b>
Incest	0	0.0	0	0.0
Statutory Rape	0	0.0	0	0.0
<b>Pornography/Obscene Material</b>	<b>0</b>	<b>0.0</b>	<b>0</b>	<b>0.0</b>
<b>Gambling Offenses (Total)</b>	<b>0</b>	<b>0.0</b>	<b>0</b>	<b>0.0</b>
Gambling - Betting/Wagering	0	0.0	0	0.0
Gambling - Operating/Promoting	0	0.0	0	0.0
Gambling - Equipment Violations	0	0.0	0	0.0
Gambling - Sports Tampering	0	0.0	0	0.0
<b>Prostitution Offenses (Total)</b>	<b>0</b>	<b>0.0</b>	<b>0</b>	<b>0.0</b>
Prostitution	0	0.0	0	0.0
Prostitution Assisting/Promoting	0	0.0	0	0.0
Purchasing Prostitution	0	0.0	0	0.0
<b>Human Trafficking Offenses (Total)</b>	<b>0</b>	<b>0.0</b>	<b>0</b>	<b>0.0</b>
Commercial Sex Acts	0	0.0	0	0.0
Involuntary Servitude	0	0.0	0	0.0
<b>Bribery</b>	<b>0</b>	<b>0.0</b>	<b>0</b>	<b>0.0</b>
<b>Weapon Law Violations</b>	<b>0</b>	<b>0.0</b>	<b>0</b>	<b>0.0</b>
<b>Animal Cruelty</b>	<b>0</b>	<b>0.0</b>	<b>0</b>	<b>0.0</b>

GROUP B OFFENSES	Offenses	Rate per 1,000
Bad Checks	0	0.0
Curfew/Vagrancy	0	0.0
Disorderly Conduct	4	0.4
DUI	3	0.3
Drunkenness	6	0.6
Family-Non Violent	0	0.0
Liquor Law Violations	14	1.4
Peeping Tom	0	0.0
Trespass	5	0.5
All Other Offenses	9	0.9

2023 Fall Term Campus Population	
Undergraduate Enrollment	8,106
Graduate Enrollment	648
Staff Personnel	777
Faculty Personnel	443
Security Personnel	19
<b>Total Campus Population</b>	<b>9,993</b>





## Tennessee Wesleyan University - 2023

GROUP A OFFENSES	Offense	Rate per 1,000	Cleared	% Cleared
<b>Homicide Offenses (Total)</b>	<b>0</b>	<b>0.0</b>	<b>0</b>	<b>0.0</b>
Murder	0	0.0	0	0.0
Negligent Manslaughter	0	0.0	0	0.0
Negligent Vehicular Manslaughter	0	0.0	0	0.0
<b>Kidnapping/Abduction</b>	<b>0</b>	<b>0.0</b>	<b>0</b>	<b>0.0</b>
<b>Sex Offenses (Forcible) (Total)</b>	<b>0</b>	<b>0.0</b>	<b>0</b>	<b>0.0</b>
Forcible Rape	0	0.0	0	0.0
Forcible Sodomy	0	0.0	0	0.0
Sexual Assault W/Object	0	0.0	0	0.0
Forcible Fondling	0	0.0	0	0.0
<b>Robbery</b>	<b>0</b>	<b>0.0</b>	<b>0</b>	<b>0.0</b>
<b>Assault Offenses (Total)</b>	<b>0</b>	<b>0.0</b>	<b>0</b>	<b>0.0</b>
Aggravated Assault	0	0.0	0	0.0
Simple Assault	0	0.0	0	0.0
Intimidation	0	0.0	0	0.0
Stalking	0	0.0	0	0.0
<b>Arson</b>	<b>0</b>	<b>0.0</b>	<b>0</b>	<b>0.0</b>
<b>Extortion/Blackmail</b>	<b>0</b>	<b>0.0</b>	<b>0</b>	<b>0.0</b>
<b>Burglary</b>	<b>1</b>	<b>0.8</b>	<b>0</b>	<b>0.0</b>
<b>Larceny/Theft Offenses (Total)</b>	<b>1</b>	<b>0.8</b>	<b>0</b>	<b>0.0</b>
Theft - Pocket-picking	0	0.0	0	0.0
Theft - Purse Snatching	0	0.0	0	0.0
Theft - Shoplifting	0	0.0	0	0.0
Theft From Building	1	0.8	0	0.0
Theft From Coin Machine	0	0.0	0	0.0
Theft From Motor Vehicle	0	0.0	0	0.0
Theft of Motor Vehicle Parts	0	0.0	0	0.0
Theft - All Other Larceny	0	0.0	0	0.0
<b>Motor Vehicle Theft</b>	<b>1</b>	<b>0.8</b>	<b>1</b>	<b>100.0</b>
<b>Counterfeiting/Forgery</b>	<b>0</b>	<b>0.0</b>	<b>0</b>	<b>0.0</b>
<b>Fraud Offenses (Total)</b>	<b>0</b>	<b>0.0</b>	<b>0</b>	<b>0.0</b>
Fraud - Computer Hacking/Invasion	0	0.0	0	0.0
Fraud - Credit Card/ATM	0	0.0	0	0.0
Fraud - False Pretenses	0	0.0	0	0.0
Fraud - Identity Theft	0	0.0	0	0.0
Fraud - Impersonation	0	0.0	0	0.0
Fraud - Welfare	0	0.0	0	0.0
Fraud - Wire	0	0.0	0	0.0
<b>Embezzlement</b>	<b>0</b>	<b>0.0</b>	<b>0</b>	<b>0.0</b>
<b>Stolen Property Offenses</b>	<b>0</b>	<b>0.0</b>	<b>0</b>	<b>0.0</b>
<b>Destruction/Damage/Vandalism</b>	<b>0</b>	<b>0.0</b>	<b>0</b>	<b>0.0</b>
<b>Drug/Narcotic Violations (Total)</b>	<b>0</b>	<b>0.0</b>	<b>0</b>	<b>0.0</b>
Drug/Narcotic Violations	0	0.0	0	0.0
Drug/Narcotic Equipment Violations	0	0.0	0	0.0

GROUP A OFFENSES	Offense	Rate per 1,000	Cleared	% Cleared
<b>Sex Offenses (Nonforcible) (Total)</b>	<b>0</b>	<b>0.0</b>	<b>0</b>	<b>0.0</b>
Incest	0	0.0	0	0.0
Statutory Rape	0	0.0	0	0.0
<b>Pornography/Obscene Material</b>	<b>0</b>	<b>0.0</b>	<b>0</b>	<b>0.0</b>
<b>Gambling Offenses (Total)</b>	<b>0</b>	<b>0.0</b>	<b>0</b>	<b>0.0</b>
Gambling - Betting/Wagering	0	0.0	0	0.0
Gambling - Operating/Promoting	0	0.0	0	0.0
Gambling - Equipment Violations	0	0.0	0	0.0
Gambling - Sports Tampering	0	0.0	0	0.0
<b>Prostitution Offenses (Total)</b>	<b>0</b>	<b>0.0</b>	<b>0</b>	<b>0.0</b>
Prostitution	0	0.0	0	0.0
Prostitution Assisting/Promoting	0	0.0	0	0.0
Purchasing Prostitution	0	0.0	0	0.0
<b>Human Trafficking Offenses (Total)</b>	<b>0</b>	<b>0.0</b>	<b>0</b>	<b>0.0</b>
Commercial Sex Acts	0	0.0	0	0.0
Involuntary Servitude	0	0.0	0	0.0
<b>Bribery</b>	<b>0</b>	<b>0.0</b>	<b>0</b>	<b>0.0</b>
<b>Weapon Law Violations</b>	<b>0</b>	<b>0.0</b>	<b>0</b>	<b>0.0</b>
<b>Animal Cruelty</b>	<b>0</b>	<b>0.0</b>	<b>0</b>	<b>0.0</b>

GROUP B OFFENSES	Offenses	Rate per 1,000
Bad Checks	0	0.0
Curfew/Vagrancy	0	0.0
Disorderly Conduct	0	0.0
DUI	0	0.0
Drunkenness	0	0.0
Family-Non Violent	0	0.0
Liquor Law Violations	1	0.8
Peeping Tom	0	0.0
Trespass	0	0.0
All Other Offenses	0	0.0

2023 Fall Term Campus Population	
Undergraduate Enrollment	865
Graduate Enrollment	190
Staff Personnel	75
Faculty Personnel	69
Security Personnel	5
<b>Total Campus Population</b>	<b>1,204</b>



## Trevecca Nazarene University - 2023

GROUP A OFFENSES	Offense	Rate per 1,000	Cleared	% Cleared
<b>Homicide Offenses (Total)</b>	<b>0</b>	<b>0.0</b>	<b>0</b>	<b>0.0</b>
Murder	0	0.0	0	0.0
Negligent Manslaughter	0	0.0	0	0.0
Negligent Vehicular Manslaughter	0	0.0	0	0.0
<b>Kidnapping/Abduction</b>	<b>0</b>	<b>0.0</b>	<b>0</b>	<b>0.0</b>
<b>Sex Offenses (Forcible) (Total)</b>	<b>0</b>	<b>0.0</b>	<b>0</b>	<b>0.0</b>
Forcible Rape	0	0.0	0	0.0
Forcible Sodomy	0	0.0	0	0.0
Sexual Assault W/Object	0	0.0	0	0.0
Forcible Fondling	0	0.0	0	0.0
<b>Robbery</b>	<b>1</b>	<b>0.3</b>	<b>0</b>	<b>0.0</b>
<b>Assault Offenses (Total)</b>	<b>0</b>	<b>0.0</b>	<b>0</b>	<b>0.0</b>
Aggravated Assault	0	0.0	0	0.0
Simple Assault	0	0.0	0	0.0
Intimidation	0	0.0	0	0.0
Stalking	0	0.0	0	0.0
<b>Arson</b>	<b>0</b>	<b>0.0</b>	<b>0</b>	<b>0.0</b>
<b>Extortion/Blackmail</b>	<b>0</b>	<b>0.0</b>	<b>0</b>	<b>0.0</b>
<b>Burglary</b>	<b>0</b>	<b>0.0</b>	<b>0</b>	<b>0.0</b>
<b>Larceny/Theft Offenses (Total)</b>	<b>3</b>	<b>1.0</b>	<b>1</b>	<b>33.3</b>
Theft - Pocket-picking	0	0.0	0	0.0
Theft - Purse Snatching	0	0.0	0	0.0
Theft - Shoplifting	0	0.0	0	0.0
Theft From Building	1	0.3	0	0.0
Theft From Coin Machine	0	0.0	0	0.0
Theft From Motor Vehicle	0	0.0	0	0.0
Theft of Motor Vehicle Parts	0	0.0	0	0.0
Theft - All Other Larceny	2	0.6	1	50.0
<b>Motor Vehicle Theft</b>	<b>0</b>	<b>0.0</b>	<b>0</b>	<b>0.0</b>
<b>Counterfeiting/Forgery</b>	<b>0</b>	<b>0.0</b>	<b>0</b>	<b>0.0</b>
<b>Fraud Offenses (Total)</b>	<b>0</b>	<b>0.0</b>	<b>0</b>	<b>0.0</b>
Fraud - Computer Hacking/Invasion	0	0.0	0	0.0
Fraud - Credit Card/ATM	0	0.0	0	0.0
Fraud - False Pretenses	0	0.0	0	0.0
Fraud - Identity Theft	0	0.0	0	0.0
Fraud - Impersonation	0	0.0	0	0.0
Fraud - Welfare	0	0.0	0	0.0
Fraud - Wire	0	0.0	0	0.0
<b>Embezzlement</b>	<b>0</b>	<b>0.0</b>	<b>0</b>	<b>0.0</b>
<b>Stolen Property Offenses</b>	<b>0</b>	<b>0.0</b>	<b>0</b>	<b>0.0</b>
<b>Destruction/Damage/Vandalism</b>	<b>0</b>	<b>0.0</b>	<b>0</b>	<b>0.0</b>
<b>Drug/Narcotic Violations (Total)</b>	<b>0</b>	<b>0.0</b>	<b>0</b>	<b>0.0</b>
Drug/Narcotic Violations	0	0.0	0	0.0
Drug/Narcotic Equipment Violations	0	0.0	0	0.0

GROUP A OFFENSES	Offense	Rate per 1,000	Cleared	% Cleared
<b>Sex Offenses (Nonforcible) (Total)</b>	<b>0</b>	<b>0.0</b>	<b>0</b>	<b>0.0</b>
Incest	0	0.0	0	0.0
Statutory Rape	0	0.0	0	0.0
<b>Pornography/Obscene Material</b>	<b>0</b>	<b>0.0</b>	<b>0</b>	<b>0.0</b>
<b>Gambling Offenses (Total)</b>	<b>0</b>	<b>0.0</b>	<b>0</b>	<b>0.0</b>
Gambling - Betting/Wagering	0	0.0	0	0.0
Gambling - Operating/Promoting	0	0.0	0	0.0
Gambling - Equipment Violations	0	0.0	0	0.0
Gambling - Sports Tampering	0	0.0	0	0.0
<b>Prostitution Offenses (Total)</b>	<b>0</b>	<b>0.0</b>	<b>0</b>	<b>0.0</b>
Prostitution	0	0.0	0	0.0
Prostitution Assisting/Promoting	0	0.0	0	0.0
Purchasing Prostitution	0	0.0	0	0.0
<b>Human Trafficking Offenses (Total)</b>	<b>0</b>	<b>0.0</b>	<b>0</b>	<b>0.0</b>
Commercial Sex Acts	0	0.0	0	0.0
Involuntary Servitude	0	0.0	0	0.0
<b>Bribery</b>	<b>0</b>	<b>0.0</b>	<b>0</b>	<b>0.0</b>
<b>Weapon Law Violations</b>	<b>1</b>	<b>0.3</b>	<b>0</b>	<b>0.0</b>
<b>Animal Cruelty</b>	<b>0</b>	<b>0.0</b>	<b>0</b>	<b>0.0</b>

GROUP B OFFENSES	Offenses	Rate per 1,000
Bad Checks	0	0.0
Curfew/Vagrancy	0	0.0
Disorderly Conduct	0	0.0
DUI	0	0.0
Drunkenness	0	0.0
Family-Non Violent	0	0.0
Liquor Law Violations	0	0.0
Peeping Tom	0	0.0
Trespass	0	0.0
All Other Offenses	0	0.0

2023 Fall Term Campus Population	
Undergraduate Enrollment	1,554
Graduate Enrollment	1,141
Staff Personnel	243
Faculty Personnel	159
Security Personnel	9
<b>Total Campus Population</b>	<b>3,106</b>



## Tusculum University - 2023

GROUP A OFFENSES	Offense	Rate per 1,000	Cleared	% Cleared
<b>Homicide Offenses (Total)</b>	<b>0</b>	<b>0.0</b>	<b>0</b>	<b>0.0</b>
Murder	0	0.0	0	0.0
Negligent Manslaughter	0	0.0	0	0.0
Negligent Vehicular Manslaughter	0	0.0	0	0.0
<b>Kidnapping/Abduction</b>	<b>0</b>	<b>0.0</b>	<b>0</b>	<b>0.0</b>
<b>Sex Offenses (Forcible) (Total)</b>	<b>0</b>	<b>0.0</b>	<b>0</b>	<b>0.0</b>
Forcible Rape	0	0.0	0	0.0
Forcible Sodomy	0	0.0	0	0.0
Sexual Assault W/Object	0	0.0	0	0.0
Forcible Fondling	0	0.0	0	0.0
<b>Robbery</b>	<b>0</b>	<b>0.0</b>	<b>0</b>	<b>0.0</b>
<b>Assault Offenses (Total)</b>	<b>2</b>	<b>1.6</b>	<b>0</b>	<b>0.0</b>
Aggravated Assault	0	0.0	0	0.0
Simple Assault	0	0.0	0	0.0
Intimidation	1	0.8	0	0.0
Stalking	1	0.8	0	0.0
<b>Arson</b>	<b>0</b>	<b>0.0</b>	<b>0</b>	<b>0.0</b>
<b>Extortion/Blackmail</b>	<b>0</b>	<b>0.0</b>	<b>0</b>	<b>0.0</b>
<b>Burglary</b>	<b>2</b>	<b>1.6</b>	<b>0</b>	<b>0.0</b>
<b>Larceny/Theft Offenses (Total)</b>	<b>3</b>	<b>2.4</b>	<b>0</b>	<b>0.0</b>
Theft - Pocket-picking	0	0.0	0	0.0
Theft - Purse Snatching	0	0.0	0	0.0
Theft - Shoplifting	0	0.0	0	0.0
Theft From Building	0	0.0	0	0.0
Theft From Coin Machine	0	0.0	0	0.0
Theft From Motor Vehicle	1	0.8	0	0.0
Theft of Motor Vehicle Parts	1	0.8	0	0.0
Theft - All Other Larceny	1	0.8	0	0.0
<b>Motor Vehicle Theft</b>	<b>1</b>	<b>0.8</b>	<b>0</b>	<b>0.0</b>
<b>Counterfeiting/Forgery</b>	<b>0</b>	<b>0.0</b>	<b>0</b>	<b>0.0</b>
<b>Fraud Offenses (Total)</b>	<b>0</b>	<b>0.0</b>	<b>0</b>	<b>0.0</b>
Fraud - Computer Hacking/Invasion	0	0.0	0	0.0
Fraud - Credit Card/ATM	0	0.0	0	0.0
Fraud - False Pretenses	0	0.0	0	0.0
Fraud - Identity Theft	0	0.0	0	0.0
Fraud - Impersonation	0	0.0	0	0.0
Fraud - Welfare	0	0.0	0	0.0
Fraud - Wire	0	0.0	0	0.0
<b>Embezzlement</b>	<b>0</b>	<b>0.0</b>	<b>0</b>	<b>0.0</b>
<b>Stolen Property Offenses</b>	<b>0</b>	<b>0.0</b>	<b>0</b>	<b>0.0</b>
<b>Destruction/Damage/Vandalism</b>	<b>0</b>	<b>0.0</b>	<b>0</b>	<b>0.0</b>
<b>Drug/Narcotic Violations (Total)</b>	<b>3</b>	<b>2.4</b>	<b>0</b>	<b>0.0</b>
Drug/Narcotic Violations	2	1.6	0	0.0
Drug/Narcotic Equipment Violations	1	0.8	0	0.0

GROUP A OFFENSES	Offense	Rate per 1,000	Cleared	% Cleared
<b>Sex Offenses (Nonforcible) (Total)</b>	<b>0</b>	<b>0.0</b>	<b>0</b>	<b>0.0</b>
Incest	0	0.0	0	0.0
Statutory Rape	0	0.0	0	0.0
<b>Pornography/Obscene Material</b>	<b>0</b>	<b>0.0</b>	<b>0</b>	<b>0.0</b>
<b>Gambling Offenses (Total)</b>	<b>0</b>	<b>0.0</b>	<b>0</b>	<b>0.0</b>
Gambling - Betting/Wagering	0	0.0	0	0.0
Gambling - Operating/Promoting	0	0.0	0	0.0
Gambling - Equipment Violations	0	0.0	0	0.0
Gambling - Sports Tampering	0	0.0	0	0.0
<b>Prostitution Offenses (Total)</b>	<b>0</b>	<b>0.0</b>	<b>0</b>	<b>0.0</b>
Prostitution	0	0.0	0	0.0
Prostitution Assisting/Promoting	0	0.0	0	0.0
Purchasing Prostitution	0	0.0	0	0.0
<b>Human Trafficking Offenses (Total)</b>	<b>0</b>	<b>0.0</b>	<b>0</b>	<b>0.0</b>
Commercial Sex Acts	0	0.0	0	0.0
Involuntary Servitude	0	0.0	0	0.0
<b>Bribery</b>	<b>0</b>	<b>0.0</b>	<b>0</b>	<b>0.0</b>
<b>Weapon Law Violations</b>	<b>0</b>	<b>0.0</b>	<b>0</b>	<b>0.0</b>
<b>Animal Cruelty</b>	<b>0</b>	<b>0.0</b>	<b>0</b>	<b>0.0</b>

GROUP B OFFENSES	Offenses	Rate per 1,000
Bad Checks	0	0.0
Curfew/Vagrancy	0	0.0
Disorderly Conduct	0	0.0
DUI	0	0.0
Drunkenness	0	0.0
Family-Non Violent	0	0.0
Liquor Law Violations	0	0.0
Peeping Tom	0	0.0
Trespass	0	0.0
All Other Offenses	0	0.0

2023 Fall Term Campus Population	
Undergraduate Enrollment	823
Graduate Enrollment	120
Staff Personnel	189
Faculty Personnel	103
Security Personnel	7
<b>Total Campus Population</b>	<b>1,242</b>



## Union University - 2023

GROUP A OFFENSES	Offense	Rate per 1,000	Cleared	% Cleared
<b>Homicide Offenses (Total)</b>	<b>0</b>	<b>0.0</b>	<b>0</b>	<b>0.0</b>
Murder	0	0.0	0	0.0
Negligent Manslaughter	0	0.0	0	0.0
Negligent Vehicular Manslaughter	0	0.0	0	0.0
<b>Kidnapping/Abduction</b>	<b>0</b>	<b>0.0</b>	<b>0</b>	<b>0.0</b>
<b>Sex Offenses (Forcible) (Total)</b>	<b>0</b>	<b>0.0</b>	<b>0</b>	<b>0.0</b>
Forcible Rape	0	0.0	0	0.0
Forcible Sodomy	0	0.0	0	0.0
Sexual Assault W/Object	0	0.0	0	0.0
Forcible Fondling	0	0.0	0	0.0
<b>Robbery</b>	<b>0</b>	<b>0.0</b>	<b>0</b>	<b>0.0</b>
<b>Assault Offenses (Total)</b>	<b>16</b>	<b>6.8</b>	<b>0</b>	<b>0.0</b>
Aggravated Assault	3	1.3	0	0.0
Simple Assault	0	0.0	0	0.0
Intimidation	1	0.4	0	0.0
Stalking	12	5.1	0	0.0
<b>Arson</b>	<b>0</b>	<b>0.0</b>	<b>0</b>	<b>0.0</b>
<b>Extortion/Blackmail</b>	<b>0</b>	<b>0.0</b>	<b>0</b>	<b>0.0</b>
<b>Burglary</b>	<b>6</b>	<b>2.6</b>	<b>0</b>	<b>0.0</b>
<b>Larceny/Theft Offenses (Total)</b>	<b>9</b>	<b>3.8</b>	<b>0</b>	<b>0.0</b>
Theft - Pocket-picking	0	0.0	0	0.0
Theft - Purse Snatching	0	0.0	0	0.0
Theft - Shoplifting	0	0.0	0	0.0
Theft From Building	5	2.1	0	0.0
Theft From Coin Machine	0	0.0	0	0.0
Theft From Motor Vehicle	1	0.4	0	0.0
Theft of Motor Vehicle Parts	1	0.4	0	0.0
Theft - All Other Larceny	2	0.9	0	0.0
<b>Motor Vehicle Theft</b>	<b>0</b>	<b>0.0</b>	<b>0</b>	<b>0.0</b>
<b>Counterfeiting/Forgery</b>	<b>0</b>	<b>0.0</b>	<b>0</b>	<b>0.0</b>
<b>Fraud Offenses (Total)</b>	<b>1</b>	<b>0.4</b>	<b>0</b>	<b>0.0</b>
Fraud - Computer Hacking/Invasion	0	0.0	0	0.0
Fraud - Credit Card/ATM	0	0.0	0	0.0
Fraud - False Pretenses	1	0.4	0	0.0
Fraud - Identity Theft	0	0.0	0	0.0
Fraud - Impersonation	0	0.0	0	0.0
Fraud - Welfare	0	0.0	0	0.0
Fraud - Wire	0	0.0	0	0.0
<b>Embezzlement</b>	<b>1</b>	<b>0.4</b>	<b>0</b>	<b>0.0</b>
<b>Stolen Property Offenses</b>	<b>0</b>	<b>0.0</b>	<b>0</b>	<b>0.0</b>
<b>Destruction/Damage/Vandalism</b>	<b>2</b>	<b>0.9</b>	<b>1</b>	<b>50.0</b>
<b>Drug/Narcotic Violations (Total)</b>	<b>0</b>	<b>0.0</b>	<b>0</b>	<b>0.0</b>
Drug/Narcotic Violations	0	0.0	0	0.0
Drug/Narcotic Equipment Violations	0	0.0	0	0.0

GROUP A OFFENSES	Offense	Rate per 1,000	Cleared	% Cleared
<b>Sex Offenses (Nonforcible) (Total)</b>	<b>0</b>	<b>0.0</b>	<b>0</b>	<b>0.0</b>
Incest	0	0.0	0	0.0
Statutory Rape	0	0.0	0	0.0
<b>Pornography/Obscene Material</b>	<b>0</b>	<b>0.0</b>	<b>0</b>	<b>0.0</b>
<b>Gambling Offenses (Total)</b>	<b>0</b>	<b>0.0</b>	<b>0</b>	<b>0.0</b>
Gambling - Betting/Wagering	0	0.0	0	0.0
Gambling - Operating/Promoting	0	0.0	0	0.0
Gambling - Equipment Violations	0	0.0	0	0.0
Gambling - Sports Tampering	0	0.0	0	0.0
<b>Prostitution Offenses (Total)</b>	<b>0</b>	<b>0.0</b>	<b>0</b>	<b>0.0</b>
Prostitution	0	0.0	0	0.0
Prostitution Assisting/Promoting	0	0.0	0	0.0
Purchasing Prostitution	0	0.0	0	0.0
<b>Human Trafficking Offenses (Total)</b>	<b>0</b>	<b>0.0</b>	<b>0</b>	<b>0.0</b>
Commercial Sex Acts	0	0.0	0	0.0
Involuntary Servitude	0	0.0	0	0.0
<b>Bribery</b>	<b>0</b>	<b>0.0</b>	<b>0</b>	<b>0.0</b>
<b>Weapon Law Violations</b>	<b>0</b>	<b>0.0</b>	<b>0</b>	<b>0.0</b>
<b>Animal Cruelty</b>	<b>0</b>	<b>0.0</b>	<b>0</b>	<b>0.0</b>

GROUP B OFFENSES	Offenses	Rate per 1,000
Bad Checks	0	0.0
Curfew/Vagrancy	0	0.0
Disorderly Conduct	0	0.0
DUI	0	0.0
Drunkenness	0	0.0
Family-Non Violent	0	0.0
Liquor Law Violations	25	10.7
Peeping Tom	0	0.0
Trespass	0	0.0
All Other Offenses	0	0.0

2023 Fall Term Campus Population	
Undergraduate Enrollment	1,516
Graduate Enrollment	394
Staff Personnel	217
Faculty Personnel	209
Security Personnel	5
<b>Total Campus Population</b>	<b>2,341</b>



## University of Memphis - 2023

GROUP A OFFENSES	Offense	Rate per 1,000	Cleared	% Cleared
<b>Homicide Offenses (Total)</b>	<b>0</b>	<b>0.0</b>	<b>0</b>	<b>0.0</b>
Murder	0	0.0	0	0.0
Negligent Manslaughter	0	0.0	0	0.0
Negligent Vehicular Manslaughter	0	0.0	0	0.0
<b>Kidnapping/Abduction</b>	<b>1</b>	<b>0.0</b>	<b>1</b>	<b>100.0</b>
<b>Sex Offenses (Forcible) (Total)</b>	<b>4</b>	<b>0.2</b>	<b>2</b>	<b>50.0</b>
Forcible Rape	2	0.1	1	50.0
Forcible Sodomy	0	0.0	0	0.0
Sexual Assault W/Object	0	0.0	0	0.0
Forcible Fondling	2	0.1	1	50.0
<b>Robbery</b>	<b>3</b>	<b>0.1</b>	<b>2</b>	<b>66.7</b>
<b>Assault Offenses (Total)</b>	<b>50</b>	<b>2.2</b>	<b>20</b>	<b>40.0</b>
Aggravated Assault	8	0.4	2	25.0
Simple Assault	21	0.9	14	66.7
Intimidation	18	0.8	4	22.2
Stalking	3	0.1	0	0.0
<b>Arson</b>	<b>0</b>	<b>0.0</b>	<b>0</b>	<b>0.0</b>
<b>Extortion/Blackmail</b>	<b>0</b>	<b>0.0</b>	<b>0</b>	<b>0.0</b>
<b>Burglary</b>	<b>8</b>	<b>0.4</b>	<b>3</b>	<b>37.5</b>
<b>Larceny/Theft Offenses (Total)</b>	<b>105</b>	<b>4.6</b>	<b>5</b>	<b>4.8</b>
Theft - Pocket-picking	0	0.0	0	0.0
Theft - Purse Snatching	1	0.0	0	0.0
Theft - Shoplifting	0	0.0	0	0.0
Theft From Building	30	1.3	1	3.3
Theft From Coin Machine	0	0.0	0	0.0
Theft From Motor Vehicle	46	2.0	1	2.2
Theft of Motor Vehicle Parts	16	0.7	1	6.3
Theft - All Other Larceny	12	0.5	2	16.7
<b>Motor Vehicle Theft</b>	<b>70</b>	<b>3.1</b>	<b>6</b>	<b>8.6</b>
<b>Counterfeiting/Forgery</b>	<b>0</b>	<b>0.0</b>	<b>0</b>	<b>0.0</b>
<b>Fraud Offenses (Total)</b>	<b>6</b>	<b>0.3</b>	<b>1</b>	<b>16.7</b>
Fraud - Computer Hacking/Invasion	0	0.0	0	0.0
Fraud - Credit Card/ATM	5	0.2	1	20.0
Fraud - False Pretenses	1	0.0	0	0.0
Fraud - Identity Theft	0	0.0	0	0.0
Fraud - Impersonation	0	0.0	0	0.0
Fraud - Welfare	0	0.0	0	0.0
Fraud - Wire	0	0.0	0	0.0
<b>Embezzlement</b>	<b>0</b>	<b>0.0</b>	<b>0</b>	<b>0.0</b>
<b>Stolen Property Offenses</b>	<b>0</b>	<b>0.0</b>	<b>0</b>	<b>0.0</b>
<b>Destruction/Damage/Vandalism</b>	<b>98</b>	<b>4.3</b>	<b>6</b>	<b>6.1</b>
<b>Drug/Narcotic Violations (Total)</b>	<b>14</b>	<b>0.6</b>	<b>11</b>	<b>78.6</b>
Drug/Narcotic Violations	10	0.4	8	80.0
Drug/Narcotic Equipment Violations	4	0.2	3	75.0

GROUP A OFFENSES	Offense	Rate per 1,000	Cleared	% Cleared
<b>Sex Offenses (Nonforcible) (Total)</b>	<b>0</b>	<b>0.0</b>	<b>0</b>	<b>0.0</b>
Incest	0	0.0	0	0.0
Statutory Rape	0	0.0	0	0.0
<b>Pornography/Obscene Material</b>	<b>0</b>	<b>0.0</b>	<b>0</b>	<b>0.0</b>
<b>Gambling Offenses (Total)</b>	<b>1</b>	<b>0.0</b>	<b>1</b>	<b>100.0</b>
Gambling - Betting/Wagering	1	0.0	1	100.0
Gambling - Operating/Promoting	0	0.0	0	0.0
Gambling - Equipment Violations	0	0.0	0	0.0
Gambling - Sports Tampering	0	0.0	0	0.0
<b>Prostitution Offenses (Total)</b>	<b>0</b>	<b>0.0</b>	<b>0</b>	<b>0.0</b>
Prostitution	0	0.0	0	0.0
Prostitution Assisting/Promoting	0	0.0	0	0.0
Purchasing Prostitution	0	0.0	0	0.0
<b>Human Trafficking Offenses (Total)</b>	<b>0</b>	<b>0.0</b>	<b>0</b>	<b>0.0</b>
Commercial Sex Acts	0	0.0	0	0.0
Involuntary Servitude	0	0.0	0	0.0
<b>Bribery</b>	<b>0</b>	<b>0.0</b>	<b>0</b>	<b>0.0</b>
<b>Weapon Law Violations</b>	<b>3</b>	<b>0.1</b>	<b>2</b>	<b>66.7</b>
<b>Animal Cruelty</b>	<b>0</b>	<b>0.0</b>	<b>0</b>	<b>0.0</b>

GROUP B OFFENSES	Offenses	Rate per 1,000
Bad Checks	0	0.0
Curfew/Vagrancy	0	0.0
Disorderly Conduct	0	0.0
DUI	0	0.0
Drunkenness	0	0.0
Family-Non Violent	0	0.0
Liquor Law Violations	0	0.0
Peeping Tom	0	0.0
Trespass	11	0.5
All Other Offenses	1	0.0

2023 Fall Term Campus Population	
Undergraduate Enrollment	14,994
Graduate Enrollment	4,241
Staff Personnel	1,950
Faculty Personnel	1,517
Security Personnel	52
<b>Total Campus Population</b>	<b>22,754</b>



## University of Tennessee at Chattanooga - 2023

GROUP A OFFENSES	Offense	Rate per 1,000	Cleared	% Cleared
<b>Homicide Offenses (Total)</b>	<b>0</b>	<b>0.0</b>	<b>0</b>	<b>0.0</b>
Murder	0	0.0	0	0.0
Negligent Manslaughter	0	0.0	0	0.0
Negligent Vehicular Manslaughter	0	0.0	0	0.0
<b>Kidnapping/Abduction</b>	<b>0</b>	<b>0.0</b>	<b>0</b>	<b>0.0</b>
<b>Sex Offenses (Forcible) (Total)</b>	<b>1</b>	<b>0.1</b>	<b>1</b>	<b>100.0</b>
Forcible Rape	0	0.0	0	0.0
Forcible Sodomy	0	0.0	0	0.0
Sexual Assault W/Object	0	0.0	0	0.0
Forcible Fondling	1	0.1	1	100.0
<b>Robbery</b>	<b>1</b>	<b>0.1</b>	<b>1</b>	<b>100.0</b>
<b>Assault Offenses (Total)</b>	<b>28</b>	<b>2.2</b>	<b>9</b>	<b>32.1</b>
Aggravated Assault	0	0.0	0	0.0
Simple Assault	11	0.9	3	27.3
Intimidation	16	1.2	6	37.5
Stalking	1	0.1	0	0.0
<b>Arson</b>	<b>1</b>	<b>0.1</b>	<b>1</b>	<b>100.0</b>
<b>Extortion/Blackmail</b>	<b>4</b>	<b>0.3</b>	<b>0</b>	<b>0.0</b>
<b>Burglary</b>	<b>6</b>	<b>0.5</b>	<b>1</b>	<b>16.7</b>
<b>Larceny/Theft Offenses (Total)</b>	<b>93</b>	<b>7.2</b>	<b>14</b>	<b>15.1</b>
Theft - Pocket-picking	2	0.2	0	0.0
Theft - Purse Snatching	0	0.0	0	0.0
Theft - Shoplifting	0	0.0	0	0.0
Theft From Building	24	1.9	2	8.3
Theft From Coin Machine	0	0.0	0	0.0
Theft From Motor Vehicle	30	2.3	8	26.7
Theft of Motor Vehicle Parts	6	0.5	0	0.0
Theft - All Other Larceny	31	2.4	4	12.9
<b>Motor Vehicle Theft</b>	<b>3</b>	<b>0.2</b>	<b>0</b>	<b>0.0</b>
<b>Counterfeiting/Forgery</b>	<b>0</b>	<b>0.0</b>	<b>0</b>	<b>0.0</b>
<b>Fraud Offenses (Total)</b>	<b>8</b>	<b>0.6</b>	<b>0</b>	<b>0.0</b>
Fraud - Computer Hacking/Invasion	0	0.0	0	0.0
Fraud - Credit Card/ATM	1	0.1	0	0.0
Fraud - False Pretenses	1	0.1	0	0.0
Fraud - Identity Theft	1	0.1	0	0.0
Fraud - Impersonation	2	0.2	0	0.0
Fraud - Welfare	0	0.0	0	0.0
Fraud - Wire	3	0.2	0	0.0
<b>Embezzlement</b>	<b>0</b>	<b>0.0</b>	<b>0</b>	<b>0.0</b>
<b>Stolen Property Offenses</b>	<b>0</b>	<b>0.0</b>	<b>0</b>	<b>0.0</b>
<b>Destruction/Damage/Vandalism</b>	<b>30</b>	<b>2.3</b>	<b>0</b>	<b>0.0</b>
<b>Drug/Narcotic Violations (Total)</b>	<b>36</b>	<b>2.8</b>	<b>11</b>	<b>30.6</b>
Drug/Narcotic Violations	21	1.6	7	33.3
Drug/Narcotic Equipment Violations	15	1.2	4	26.7

GROUP A OFFENSES	Offense	Rate per 1,000	Cleared	% Cleared
<b>Sex Offenses (Nonforcible) (Total)</b>	<b>0</b>	<b>0.0</b>	<b>0</b>	<b>0.0</b>
Incest	0	0.0	0	0.0
Statutory Rape	0	0.0	0	0.0
<b>Pornography/Obscene Material</b>	<b>0</b>	<b>0.0</b>	<b>0</b>	<b>0.0</b>
<b>Gambling Offenses (Total)</b>	<b>0</b>	<b>0.0</b>	<b>0</b>	<b>0.0</b>
Gambling - Betting/Wagering	0	0.0	0	0.0
Gambling - Operating/Promoting	0	0.0	0	0.0
Gambling - Equipment Violations	0	0.0	0	0.0
Gambling - Sports Tampering	0	0.0	0	0.0
<b>Prostitution Offenses (Total)</b>	<b>0</b>	<b>0.0</b>	<b>0</b>	<b>0.0</b>
Prostitution	0	0.0	0	0.0
Prostitution Assisting/Promoting	0	0.0	0	0.0
Purchasing Prostitution	0	0.0	0	0.0
<b>Human Trafficking Offenses (Total)</b>	<b>0</b>	<b>0.0</b>	<b>0</b>	<b>0.0</b>
Commercial Sex Acts	0	0.0	0	0.0
Involuntary Servitude	0	0.0	0	0.0
<b>Bribery</b>	<b>0</b>	<b>0.0</b>	<b>0</b>	<b>0.0</b>
<b>Weapon Law Violations</b>	<b>0</b>	<b>0.0</b>	<b>0</b>	<b>0.0</b>
<b>Animal Cruelty</b>	<b>0</b>	<b>0.0</b>	<b>0</b>	<b>0.0</b>

GROUP B OFFENSES	Offenses	Rate per 1,000
Bad Checks	0	0.0
Curfew/Vagrancy	0	0.0
Disorderly Conduct	3	0.2
DUI	0	0.0
Drunkenness	0	0.0
Family-Non Violent	1	0.1
Liquor Law Violations	0	0.0
Peeping Tom	0	0.0
Trespass	26	2.0
All Other Offenses	5	0.4

2023 Fall Term Campus Population	
Undergraduate Enrollment	9,647
Graduate Enrollment	1,176
Staff Personnel	1,232
Faculty Personnel	811
Security Personnel	31
<b>Total Campus Population</b>	<b>12,897</b>



University of Tennessee at Knoxville - 2023

GROUP A OFFENSES	Offense	Rate per 1,000	Cleared	% Cleared
<b>Homicide Offenses (Total)</b>	<b>0</b>	<b>0.0</b>	<b>0</b>	<b>0.0</b>
Murder	0	0.0	0	0.0
Negligent Manslaughter	0	0.0	0	0.0
Negligent Vehicular Manslaughter	0	0.0	0	0.0
<b>Kidnapping/Abduction</b>	<b>0</b>	<b>0.0</b>	<b>0</b>	<b>0.0</b>
<b>Sex Offenses (Forcible) (Total)</b>	<b>6</b>	<b>0.1</b>	<b>0</b>	<b>0.0</b>
Forcible Rape	2	0.0	0	0.0
Forcible Sodomy	0	0.0	0	0.0
Sexual Assault W/Object	0	0.0	0	0.0
Forcible Fondling	4	0.1	0	0.0
<b>Robbery</b>	<b>0</b>	<b>0.0</b>	<b>0</b>	<b>0.0</b>
<b>Assault Offenses (Total)</b>	<b>26</b>	<b>0.6</b>	<b>7</b>	<b>26.9</b>
Aggravated Assault	2	0.0	0	0.0
Simple Assault	19	0.5	7	36.8
Intimidation	2	0.0	0	0.0
Stalking	3	0.1	0	0.0
<b>Arson</b>	<b>0</b>	<b>0.0</b>	<b>0</b>	<b>0.0</b>
<b>Extortion/Blackmail</b>	<b>3</b>	<b>0.1</b>	<b>0</b>	<b>0.0</b>
<b>Burglary</b>	<b>14</b>	<b>0.3</b>	<b>2</b>	<b>14.3</b>
<b>Larceny/Theft Offenses (Total)</b>	<b>71</b>	<b>1.7</b>	<b>5</b>	<b>7.0</b>
Theft - Pocket-picking	0	0.0	0	0.0
Theft - Purse Snatching	0	0.0	0	0.0
Theft - Shoplifting	1	0.0	0	0.0
Theft From Building	11	0.3	0	0.0
Theft From Coin Machine	0	0.0	0	0.0
Theft From Motor Vehicle	10	0.2	1	10.0
Theft of Motor Vehicle Parts	5	0.1	0	0.0
Theft - All Other Larceny	44	1.1	4	9.1
<b>Motor Vehicle Theft</b>	<b>11</b>	<b>0.3</b>	<b>0</b>	<b>0.0</b>
<b>Counterfeiting/Forgery</b>	<b>1</b>	<b>0.0</b>	<b>0</b>	<b>0.0</b>
<b>Fraud Offenses (Total)</b>	<b>5</b>	<b>0.1</b>	<b>1</b>	<b>20.0</b>
Fraud - Computer Hacking/Invasion	0	0.0	0	0.0
Fraud - Credit Card/ATM	3	0.1	0	0.0
Fraud - False Pretenses	0	0.0	0	0.0
Fraud - Identity Theft	0	0.0	0	0.0
Fraud - Impersonation	2	0.0	1	50.0
Fraud - Welfare	0	0.0	0	0.0
Fraud - Wire	0	0.0	0	0.0
<b>Embezzlement</b>	<b>1</b>	<b>0.0</b>	<b>0</b>	<b>0.0</b>
<b>Stolen Property Offenses</b>	<b>2</b>	<b>0.0</b>	<b>2</b>	<b>100.0</b>
<b>Destruction/Damage/Vandalism</b>	<b>31</b>	<b>0.7</b>	<b>5</b>	<b>16.1</b>
<b>Drug/Narcotic Violations (Total)</b>	<b>188</b>	<b>4.5</b>	<b>162</b>	<b>86.2</b>
Drug/Narcotic Violations	123	3.0	107	87.0
Drug/Narcotic Equipment Violations	65	1.6	55	84.6

GROUP A OFFENSES	Offense	Rate per 1,000	Cleared	% Cleared
<b>Sex Offenses (Nonforcible) (Total)</b>	<b>0</b>	<b>0.0</b>	<b>0</b>	<b>0.0</b>
Incest	0	0.0	0	0.0
Statutory Rape	0	0.0	0	0.0
<b>Pornography/Obscene Material</b>	<b>0</b>	<b>0.0</b>	<b>0</b>	<b>0.0</b>
<b>Gambling Offenses (Total)</b>	<b>0</b>	<b>0.0</b>	<b>0</b>	<b>0.0</b>
Gambling - Betting/Wagering	0	0.0	0	0.0
Gambling - Operating/Promoting	0	0.0	0	0.0
Gambling - Equipment Violations	0	0.0	0	0.0
Gambling - Sports Tampering	0	0.0	0	0.0
<b>Prostitution Offenses (Total)</b>	<b>0</b>	<b>0.0</b>	<b>0</b>	<b>0.0</b>
Prostitution	0	0.0	0	0.0
Prostitution Assisting/Promoting	0	0.0	0	0.0
Purchasing Prostitution	0	0.0	0	0.0
<b>Human Trafficking Offenses (Total)</b>	<b>0</b>	<b>0.0</b>	<b>0</b>	<b>0.0</b>
Commercial Sex Acts	0	0.0	0	0.0
Involuntary Servitude	0	0.0	0	0.0
<b>Bribery</b>	<b>0</b>	<b>0.0</b>	<b>0</b>	<b>0.0</b>
<b>Weapon Law Violations</b>	<b>14</b>	<b>0.3</b>	<b>13</b>	<b>92.9</b>
<b>Animal Cruelty</b>	<b>0</b>	<b>0.0</b>	<b>0</b>	<b>0.0</b>

GROUP B OFFENSES	Offenses	Rate per 1,000
Bad Checks	0	0.0
Curfew/Vagrancy	2	0.0
Disorderly Conduct	29	0.7
DUI	120	2.9
Drunkenness	152	3.7
Family-Non Violent	0	0.0
Liquor Law Violations	64	1.5
Peeping Tom	0	0.0
Trespass	47	1.1
All Other Offenses	47	1.1

2023 Fall Term Campus Population	
Undergraduate Enrollment	27,039
Graduate Enrollment	6,766
Staff Personnel	5,511
Faculty Personnel	2,071
Security Personnel	95
<b>Total Campus Population</b>	<b>41,482</b>



**University of Tennessee at Martin - 2023**

<b>GROUP A OFFENSES</b>	Offense	Rate per 1,000	Cleared	% Cleared
<b>Homicide Offenses (Total)</b>	<b>0</b>	<b>0.0</b>	<b>0</b>	<b>0.0</b>
Murder	0	0.0	0	0.0
Negligent Manslaughter	0	0.0	0	0.0
Negligent Vehicular Manslaughter	0	0.0	0	0.0
<b>Kidnapping/Abduction</b>	<b>0</b>	<b>0.0</b>	<b>0</b>	<b>0.0</b>
<b>Sex Offenses (Forcible) (Total)</b>	<b>3</b>	<b>0.5</b>	<b>2</b>	<b>66.7</b>
Forcible Rape	2	0.3	1	50.0
Forcible Sodomy	0	0.0	0	0.0
Sexual Assault W/Object	0	0.0	0	0.0
Forcible Fondling	1	0.2	1	100.0
<b>Robbery</b>	<b>0</b>	<b>0.0</b>	<b>0</b>	<b>0.0</b>
<b>Assault Offenses (Total)</b>	<b>21</b>	<b>3.5</b>	<b>16</b>	<b>76.2</b>
Aggravated Assault	1	0.2	0	0.0
Simple Assault	5	0.8	5	100.0
Intimidation	15	2.5	11	73.3
Stalking	0	0.0	0	0.0
<b>Arson</b>	<b>0</b>	<b>0.0</b>	<b>0</b>	<b>0.0</b>
<b>Extortion/Blackmail</b>	<b>0</b>	<b>0.0</b>	<b>0</b>	<b>0.0</b>
<b>Burglary</b>	<b>1</b>	<b>0.2</b>	<b>0</b>	<b>0.0</b>
<b>Larceny/Theft Offenses (Total)</b>	<b>20</b>	<b>3.3</b>	<b>4</b>	<b>20.0</b>
Theft - Pocket-picking	0	0.0	0	0.0
Theft - Purse Snatching	0	0.0	0	0.0
Theft - Shoplifting	1	0.2	1	100.0
Theft From Building	10	1.7	3	30.0
Theft From Coin Machine	0	0.0	0	0.0
Theft From Motor Vehicle	4	0.7	0	0.0
Theft of Motor Vehicle Parts	2	0.3	0	0.0
Theft - All Other Larceny	3	0.5	0	0.0
<b>Motor Vehicle Theft</b>	<b>1</b>	<b>0.2</b>	<b>0</b>	<b>0.0</b>
<b>Counterfeiting/Forgery</b>	<b>0</b>	<b>0.0</b>	<b>0</b>	<b>0.0</b>
<b>Fraud Offenses (Total)</b>	<b>2</b>	<b>0.3</b>	<b>1</b>	<b>50.0</b>
Fraud - Computer Hacking/Invasion	0	0.0	0	0.0
Fraud - Credit Card/ATM	1	0.2	0	0.0
Fraud - False Pretenses	1	0.2	1	100.0
Fraud - Identity Theft	0	0.0	0	0.0
Fraud - Impersonation	0	0.0	0	0.0
Fraud - Welfare	0	0.0	0	0.0
Fraud - Wire	0	0.0	0	0.0
<b>Embezzlement</b>	<b>0</b>	<b>0.0</b>	<b>0</b>	<b>0.0</b>
<b>Stolen Property Offenses</b>	<b>0</b>	<b>0.0</b>	<b>0</b>	<b>0.0</b>
<b>Destruction/Damage/Vandalism</b>	<b>4</b>	<b>0.7</b>	<b>0</b>	<b>0.0</b>
<b>Drug/Narcotic Violations (Total)</b>	<b>8</b>	<b>1.3</b>	<b>8</b>	<b>100.0</b>
Drug/Narcotic Violations	6	1.0	6	100.0
Drug/Narcotic Equipment Violations	2	0.3	2	100.0

<b>GROUP A OFFENSES</b>	Offense	Rate per 1,000	Cleared	% Cleared
<b>Sex Offenses (Nonforcible) (Total)</b>	<b>0</b>	<b>0.0</b>	<b>0</b>	<b>0.0</b>
Incest	0	0.0	0	0.0
Statutory Rape	0	0.0	0	0.0
<b>Pornography/Obscene Material</b>	<b>0</b>	<b>0.0</b>	<b>0</b>	<b>0.0</b>
<b>Gambling Offenses (Total)</b>	<b>0</b>	<b>0.0</b>	<b>0</b>	<b>0.0</b>
Gambling - Betting/Wagering	0	0.0	0	0.0
Gambling - Operating/Promoting	0	0.0	0	0.0
Gambling - Equipment Violations	0	0.0	0	0.0
Gambling - Sports Tampering	0	0.0	0	0.0
<b>Prostitution Offenses (Total)</b>	<b>0</b>	<b>0.0</b>	<b>0</b>	<b>0.0</b>
Prostitution	0	0.0	0	0.0
Prostitution Assisting/Promoting	0	0.0	0	0.0
Purchasing Prostitution	0	0.0	0	0.0
<b>Human Trafficking Offenses (Total)</b>	<b>0</b>	<b>0.0</b>	<b>0</b>	<b>0.0</b>
Commercial Sex Acts	0	0.0	0	0.0
Involuntary Servitude	0	0.0	0	0.0
<b>Bribery</b>	<b>0</b>	<b>0.0</b>	<b>0</b>	<b>0.0</b>
<b>Weapon Law Violations</b>	<b>1</b>	<b>0.2</b>	<b>1</b>	<b>100.0</b>
<b>Animal Cruelty</b>	<b>0</b>	<b>0.0</b>	<b>0</b>	<b>0.0</b>

<b>GROUP B OFFENSES</b>	Offenses	Rate per 1,000
Bad Checks	0	0.0
Curfew/Vagrancy	0	0.0
Disorderly Conduct	0	0.0
DUI	0	0.0
Drunkenness	0	0.0
Family-Non Violent	0	0.0
Liquor Law Violations	11	1.8
Peeping Tom	0	0.0
Trespass	0	0.0
All Other Offenses	0	0.0

<b>2023 Fall Term Campus Population</b>	
Undergraduate Enrollment	4,823
Graduate Enrollment	392
Staff Personnel	530
Faculty Personnel	289
Security Personnel	12
<b>Total Campus Population</b>	<b>6,046</b>





**University of Tennessee Health Sciences Center - 2023**

<b>GROUP A OFFENSES</b>	Offense	Rate per 1,000	Cleared	% Cleared
<b>Homicide Offenses (Total)</b>	<b>0</b>	<b>0.0</b>	<b>0</b>	<b>0.0</b>
Murder	0	0.0	0	0.0
Negligent Manslaughter	0	0.0	0	0.0
Negligent Vehicular Manslaughter	0	0.0	0	0.0
<b>Kidnapping/Abduction</b>	<b>0</b>	<b>0.0</b>	<b>0</b>	<b>0.0</b>
<b>Sex Offenses (Forcible) (Total)</b>	<b>0</b>	<b>0.0</b>	<b>0</b>	<b>0.0</b>
Forcible Rape	0	0.0	0	0.0
Forcible Sodomy	0	0.0	0	0.0
Sexual Assault W/Object	0	0.0	0	0.0
Forcible Fondling	0	0.0	0	0.0
<b>Robbery</b>	<b>0</b>	<b>0.0</b>	<b>0</b>	<b>0.0</b>
<b>Assault Offenses (Total)</b>	<b>13</b>	<b>1.7</b>	<b>3</b>	<b>23.1</b>
Aggravated Assault	0	0.0	0	0.0
Simple Assault	9	1.2	3	33.3
Intimidation	4	0.5	0	0.0
Stalking	0	0.0	0	0.0
<b>Arson</b>	<b>0</b>	<b>0.0</b>	<b>0</b>	<b>0.0</b>
<b>Extortion/Blackmail</b>	<b>0</b>	<b>0.0</b>	<b>0</b>	<b>0.0</b>
<b>Burglary</b>	<b>0</b>	<b>0.0</b>	<b>0</b>	<b>0.0</b>
<b>Larceny/Theft Offenses (Total)</b>	<b>19</b>	<b>2.5</b>	<b>4</b>	<b>21.1</b>
Theft - Pocket-picking	0	0.0	0	0.0
Theft - Purse Snatching	0	0.0	0	0.0
Theft - Shoplifting	0	0.0	0	0.0
Theft From Building	0	0.0	0	0.0
Theft From Coin Machine	0	0.0	0	0.0
Theft From Motor Vehicle	7	0.9	1	14.3
Theft of Motor Vehicle Parts	5	0.7	0	0.0
Theft - All Other Larceny	7	0.9	3	42.9
<b>Motor Vehicle Theft</b>	<b>14</b>	<b>1.8</b>	<b>1</b>	<b>7.1</b>
<b>Counterfeiting/Forgery</b>	<b>0</b>	<b>0.0</b>	<b>0</b>	<b>0.0</b>
<b>Fraud Offenses (Total)</b>	<b>0</b>	<b>0.0</b>	<b>0</b>	<b>0.0</b>
Fraud - Computer Hacking/Invasion	0	0.0	0	0.0
Fraud - Credit Card/ATM	0	0.0	0	0.0
Fraud - False Pretenses	0	0.0	0	0.0
Fraud - Identity Theft	0	0.0	0	0.0
Fraud - Impersonation	0	0.0	0	0.0
Fraud - Welfare	0	0.0	0	0.0
Fraud - Wire	0	0.0	0	0.0
<b>Embezzlement</b>	<b>0</b>	<b>0.0</b>	<b>0</b>	<b>0.0</b>
<b>Stolen Property Offenses</b>	<b>0</b>	<b>0.0</b>	<b>0</b>	<b>0.0</b>
<b>Destruction/Damage/Vandalism</b>	<b>19</b>	<b>2.5</b>	<b>2</b>	<b>10.5</b>
<b>Drug/Narcotic Violations (Total)</b>	<b>10</b>	<b>1.3</b>	<b>10</b>	<b>100.0</b>
Drug/Narcotic Violations	8	1.1	8	100.0
Drug/Narcotic Equipment Violations	2	0.3	2	100.0

<b>GROUP A OFFENSES</b>	Offense	Rate per 1,000	Cleared	% Cleared
<b>Sex Offenses (Nonforcible) (Total)</b>	<b>0</b>	<b>0.0</b>	<b>0</b>	<b>0.0</b>
Incest	0	0.0	0	0.0
Statutory Rape	0	0.0	0	0.0
<b>Pornography/Obscene Material</b>	<b>0</b>	<b>0.0</b>	<b>0</b>	<b>0.0</b>
<b>Gambling Offenses (Total)</b>	<b>0</b>	<b>0.0</b>	<b>0</b>	<b>0.0</b>
Gambling - Betting/Wagering	0	0.0	0	0.0
Gambling - Operating/Promoting	0	0.0	0	0.0
Gambling - Equipment Violations	0	0.0	0	0.0
Gambling - Sports Tampering	0	0.0	0	0.0
<b>Prostitution Offenses (Total)</b>	<b>0</b>	<b>0.0</b>	<b>0</b>	<b>0.0</b>
Prostitution	0	0.0	0	0.0
Prostitution Assisting/Promoting	0	0.0	0	0.0
Purchasing Prostitution	0	0.0	0	0.0
<b>Human Trafficking Offenses (Total)</b>	<b>0</b>	<b>0.0</b>	<b>0</b>	<b>0.0</b>
Commercial Sex Acts	0	0.0	0	0.0
Involuntary Servitude	0	0.0	0	0.0
<b>Bribery</b>	<b>0</b>	<b>0.0</b>	<b>0</b>	<b>0.0</b>
<b>Weapon Law Violations</b>	<b>2</b>	<b>0.3</b>	<b>2</b>	<b>100.0</b>
<b>Animal Cruelty</b>	<b>0</b>	<b>0.0</b>	<b>0</b>	<b>0.0</b>

<b>GROUP B OFFENSES</b>	Offenses	Rate per 1,000
Bad Checks	0	0.0
Curfew/Vagrancy	0	0.0
Disorderly Conduct	0	0.0
DUI	2	0.3
Drunkenness	0	0.0
Family-Non Violent	0	0.0
Liquor Law Violations	0	0.0
Peeping Tom	0	0.0
Trespass	5	0.7
All Other Offenses	2	0.3

<b>2023 Fall Term Campus Population</b>	
Undergraduate Enrollment	368
Graduate Enrollment	2,694
Staff Personnel	3,104
Faculty Personnel	1,368
Security Personnel	50
<b>Total Campus Population</b>	<b>7,584</b>



**University of Tennessee Southern - 2023**

<b>GROUP A OFFENSES</b>	Offense	Rate per 1,000	Cleared	% Cleared
<b>Homicide Offenses (Total)</b>	<b>0</b>	<b>0.0</b>	<b>0</b>	<b>0.0</b>
Murder	0	0.0	0	0.0
Negligent Manslaughter	0	0.0	0	0.0
Negligent Vehicular Manslaughter	0	0.0	0	0.0
<b>Kidnapping/Abduction</b>	<b>0</b>	<b>0.0</b>	<b>0</b>	<b>0.0</b>
<b>Sex Offenses (Forcible) (Total)</b>	<b>0</b>	<b>0.0</b>	<b>0</b>	<b>0.0</b>
Forcible Rape	0	0.0	0	0.0
Forcible Sodomy	0	0.0	0	0.0
Sexual Assault W/Object	0	0.0	0	0.0
Forcible Fondling	0	0.0	0	0.0
<b>Robbery</b>	<b>0</b>	<b>0.0</b>	<b>0</b>	<b>0.0</b>
<b>Assault Offenses (Total)</b>	<b>0</b>	<b>0.0</b>	<b>0</b>	<b>0.0</b>
Aggravated Assault	0	0.0	0	0.0
Simple Assault	0	0.0	0	0.0
Intimidation	0	0.0	0	0.0
Stalking	0	0.0	0	0.0
<b>Arson</b>	<b>1</b>	<b>1.0</b>	<b>1</b>	<b>100.0</b>
<b>Extortion/Blackmail</b>	<b>0</b>	<b>0.0</b>	<b>0</b>	<b>0.0</b>
<b>Burglary</b>	<b>0</b>	<b>0.0</b>	<b>0</b>	<b>0.0</b>
<b>Larceny/Theft Offenses (Total)</b>	<b>4</b>	<b>3.9</b>	<b>0</b>	<b>0.0</b>
Theft - Pocket-picking	0	0.0	0	0.0
Theft - Purse Snatching	0	0.0	0	0.0
Theft - Shoplifting	0	0.0	0	0.0
Theft From Building	2	1.9	0	0.0
Theft From Coin Machine	0	0.0	0	0.0
Theft From Motor Vehicle	1	1.0	0	0.0
Theft of Motor Vehicle Parts	1	1.0	0	0.0
Theft - All Other Larceny	0	0.0	0	0.0
<b>Motor Vehicle Theft</b>	<b>0</b>	<b>0.0</b>	<b>0</b>	<b>0.0</b>
<b>Counterfeiting/Forgery</b>	<b>0</b>	<b>0.0</b>	<b>0</b>	<b>0.0</b>
<b>Fraud Offenses (Total)</b>	<b>0</b>	<b>0.0</b>	<b>0</b>	<b>0.0</b>
Fraud - Computer Hacking/Invasion	0	0.0	0	0.0
Fraud - Credit Card/ATM	0	0.0	0	0.0
Fraud - False Pretenses	0	0.0	0	0.0
Fraud - Identity Theft	0	0.0	0	0.0
Fraud - Impersonation	0	0.0	0	0.0
Fraud - Welfare	0	0.0	0	0.0
Fraud - Wire	0	0.0	0	0.0
<b>Embezzlement</b>	<b>0</b>	<b>0.0</b>	<b>0</b>	<b>0.0</b>
<b>Stolen Property Offenses</b>	<b>0</b>	<b>0.0</b>	<b>0</b>	<b>0.0</b>
<b>Destruction/Damage/Vandalism</b>	<b>0</b>	<b>0.0</b>	<b>0</b>	<b>0.0</b>
<b>Drug/Narcotic Violations (Total)</b>	<b>1</b>	<b>1.0</b>	<b>1</b>	<b>100.0</b>
Drug/Narcotic Violations	1	1.0	1	100.0
Drug/Narcotic Equipment Violations	0	0.0	0	0.0

<b>GROUP A OFFENSES</b>	Offense	Rate per 1,000	Cleared	% Cleared
<b>Sex Offenses (Nonforcible) (Total)</b>	<b>0</b>	<b>0.0</b>	<b>0</b>	<b>0.0</b>
Incest	0	0.0	0	0.0
Statutory Rape	0	0.0	0	0.0
<b>Pornography/Obscene Material</b>	<b>0</b>	<b>0.0</b>	<b>0</b>	<b>0.0</b>
<b>Gambling Offenses (Total)</b>	<b>0</b>	<b>0.0</b>	<b>0</b>	<b>0.0</b>
Gambling - Betting/Wagering	0	0.0	0	0.0
Gambling - Operating/Promoting	0	0.0	0	0.0
Gambling - Equipment Violations	0	0.0	0	0.0
Gambling - Sports Tampering	0	0.0	0	0.0
<b>Prostitution Offenses (Total)</b>	<b>0</b>	<b>0.0</b>	<b>0</b>	<b>0.0</b>
Prostitution	0	0.0	0	0.0
Prostitution Assisting/Promoting	0	0.0	0	0.0
Purchasing Prostitution	0	0.0	0	0.0
<b>Human Trafficking Offenses (Total)</b>	<b>0</b>	<b>0.0</b>	<b>0</b>	<b>0.0</b>
Commercial Sex Acts	0	0.0	0	0.0
Involuntary Servitude	0	0.0	0	0.0
<b>Bribery</b>	<b>0</b>	<b>0.0</b>	<b>0</b>	<b>0.0</b>
<b>Weapon Law Violations</b>	<b>0</b>	<b>0.0</b>	<b>0</b>	<b>0.0</b>
<b>Animal Cruelty</b>	<b>0</b>	<b>0.0</b>	<b>0</b>	<b>0.0</b>

<b>GROUP B OFFENSES</b>	Offenses	Rate per 1,000
Bad Checks	0	0.0
Curfew/Vagrancy	0	0.0
Disorderly Conduct	0	0.0
DUI	0	0.0
Drunkenness	0	0.0
Family-Non Violent	0	0.0
Liquor Law Violations	0	0.0
Peeping Tom	0	0.0
Trespass	0	0.0
All Other Offenses	0	0.0

<b>2023 Fall Term Campus Population</b>	
Undergraduate Enrollment	807
Graduate Enrollment	20
Staff Personnel	101
Faculty Personnel	91
Security Personnel	9
<b>Total Campus Population</b>	<b>1,028</b>



**University of Tennessee Space Institute - 2023**

<b>GROUP A OFFENSES</b>	Offense	Rate per 1,000	Cleared	% Cleared
<b>Homicide Offenses (Total)</b>	<b>0</b>	<b>0.0</b>	<b>0</b>	<b>0.0</b>
Murder	0	0.0	0	0.0
Negligent Manslaughter	0	0.0	0	0.0
Negligent Vehicular Manslaughter	0	0.0	0	0.0
<b>Kidnapping/Abduction</b>	<b>0</b>	<b>0.0</b>	<b>0</b>	<b>0.0</b>
<b>Sex Offenses (Forcible) (Total)</b>	<b>0</b>	<b>0.0</b>	<b>0</b>	<b>0.0</b>
Forcible Rape	0	0.0	0	0.0
Forcible Sodomy	0	0.0	0	0.0
Sexual Assault W/Object	0	0.0	0	0.0
Forcible Fondling	0	0.0	0	0.0
<b>Robbery</b>	<b>0</b>	<b>0.0</b>	<b>0</b>	<b>0.0</b>
<b>Assault Offenses (Total)</b>	<b>0</b>	<b>0.0</b>	<b>0</b>	<b>0.0</b>
Aggravated Assault	0	0.0	0	0.0
Simple Assault	0	0.0	0	0.0
Intimidation	0	0.0	0	0.0
Stalking	0	0.0	0	0.0
<b>Arson</b>	<b>0</b>	<b>0.0</b>	<b>0</b>	<b>0.0</b>
<b>Extortion/Blackmail</b>	<b>0</b>	<b>0.0</b>	<b>0</b>	<b>0.0</b>
<b>Burglary</b>	<b>0</b>	<b>0.0</b>	<b>0</b>	<b>0.0</b>
<b>Larceny/Theft Offenses (Total)</b>	<b>0</b>	<b>0.0</b>	<b>0</b>	<b>0.0</b>
Theft - Pocket-picking	0	0.0	0	0.0
Theft - Purse Snatching	0	0.0	0	0.0
Theft - Shoplifting	0	0.0	0	0.0
Theft From Building	0	0.0	0	0.0
Theft From Coin Machine	0	0.0	0	0.0
Theft From Motor Vehicle	0	0.0	0	0.0
Theft of Motor Vehicle Parts	0	0.0	0	0.0
Theft - All Other Larceny	0	0.0	0	0.0
<b>Motor Vehicle Theft</b>	<b>0</b>	<b>0.0</b>	<b>0</b>	<b>0.0</b>
<b>Counterfeiting/Forgery</b>	<b>0</b>	<b>0.0</b>	<b>0</b>	<b>0.0</b>
<b>Fraud Offenses (Total)</b>	<b>0</b>	<b>0.0</b>	<b>0</b>	<b>0.0</b>
Fraud - Computer Hacking/Invasion	0	0.0	0	0.0
Fraud - Credit Card/ATM	0	0.0	0	0.0
Fraud - False Pretenses	0	0.0	0	0.0
Fraud - Identity Theft	0	0.0	0	0.0
Fraud - Impersonation	0	0.0	0	0.0
Fraud - Welfare	0	0.0	0	0.0
Fraud - Wire	0	0.0	0	0.0
<b>Embezzlement</b>	<b>0</b>	<b>0.0</b>	<b>0</b>	<b>0.0</b>
<b>Stolen Property Offenses</b>	<b>0</b>	<b>0.0</b>	<b>0</b>	<b>0.0</b>
<b>Destruction/Damage/Vandalism</b>	<b>0</b>	<b>0.0</b>	<b>0</b>	<b>0.0</b>
<b>Drug/Narcotic Violations (Total)</b>	<b>0</b>	<b>0.0</b>	<b>0</b>	<b>0.0</b>
Drug/Narcotic Violations	0	0.0	0	0.0
Drug/Narcotic Equipment Violations	0	0.0	0	0.0

<b>GROUP A OFFENSES</b>	Offense	Rate per 1,000	Cleared	% Cleared
<b>Sex Offenses (Nonforcible) (Total)</b>	<b>0</b>	<b>0.0</b>	<b>0</b>	<b>0.0</b>
Incest	0	0.0	0	0.0
Statutory Rape	0	0.0	0	0.0
<b>Pornography/Obscene Material</b>	<b>0</b>	<b>0.0</b>	<b>0</b>	<b>0.0</b>
<b>Gambling Offenses (Total)</b>	<b>0</b>	<b>0.0</b>	<b>0</b>	<b>0.0</b>
Gambling - Betting/Wagering	0	0.0	0	0.0
Gambling - Operating/Promoting	0	0.0	0	0.0
Gambling - Equipment Violations	0	0.0	0	0.0
Gambling - Sports Tampering	0	0.0	0	0.0
<b>Prostitution Offenses (Total)</b>	<b>0</b>	<b>0.0</b>	<b>0</b>	<b>0.0</b>
Prostitution	0	0.0	0	0.0
Prostitution Assisting/Promoting	0	0.0	0	0.0
Purchasing Prostitution	0	0.0	0	0.0
<b>Human Trafficking Offenses (Total)</b>	<b>0</b>	<b>0.0</b>	<b>0</b>	<b>0.0</b>
Commercial Sex Acts	0	0.0	0	0.0
Involuntary Servitude	0	0.0	0	0.0
<b>Bribery</b>	<b>0</b>	<b>0.0</b>	<b>0</b>	<b>0.0</b>
<b>Weapon Law Violations</b>	<b>0</b>	<b>0.0</b>	<b>0</b>	<b>0.0</b>
<b>Animal Cruelty</b>	<b>0</b>	<b>0.0</b>	<b>0</b>	<b>0.0</b>

<b>GROUP B OFFENSES</b>	Offenses	Rate per 1,000
Bad Checks	0	0.0
Curfew/Vagrancy	0	0.0
Disorderly Conduct	0	0.0
DUI	0	0.0
Drunkenness	0	0.0
Family-Non Violent	0	0.0
Liquor Law Violations	0	0.0
Peeping Tom	0	0.0
Trespass	0	0.0
All Other Offenses	0	0.0

<b>2023 Fall Term Campus Population</b>	
Undergraduate Enrollment	0
Graduate Enrollment	62
Staff Personnel	96
Faculty Personnel	20
Security Personnel	3
<b>Total Campus Population</b>	<b>181</b>



**University of the South - 2023**

<b>GROUP A OFFENSES</b>	Offense	Rate per 1,000	Cleared	% Cleared
<b>Homicide Offenses (Total)</b>	<b>0</b>	<b>0.0</b>	<b>0</b>	<b>0.0</b>
Murder	0	0.0	0	0.0
Negligent Manslaughter	0	0.0	0	0.0
Negligent Vehicular Manslaughter	0	0.0	0	0.0
<b>Kidnapping/Abduction</b>	<b>0</b>	<b>0.0</b>	<b>0</b>	<b>0.0</b>
<b>Sex Offenses (Forcible) (Total)</b>	<b>2</b>	<b>0.7</b>	<b>0</b>	<b>0.0</b>
Forcible Rape	1	0.3	0	0.0
Forcible Sodomy	0	0.0	0	0.0
Sexual Assault W/Object	0	0.0	0	0.0
Forcible Fondling	1	0.3	0	0.0
<b>Robbery</b>	<b>0</b>	<b>0.0</b>	<b>0</b>	<b>0.0</b>
<b>Assault Offenses (Total)</b>	<b>13</b>	<b>4.3</b>	<b>2</b>	<b>15.4</b>
Aggravated Assault	0	0.0	0	0.0
Simple Assault	6	2.0	2	33.3
Intimidation	5	1.6	0	0.0
Stalking	2	0.7	0	0.0
<b>Arson</b>	<b>0</b>	<b>0.0</b>	<b>0</b>	<b>0.0</b>
<b>Extortion/Blackmail</b>	<b>1</b>	<b>0.3</b>	<b>0</b>	<b>0.0</b>
<b>Burglary</b>	<b>5</b>	<b>1.6</b>	<b>1</b>	<b>20.0</b>
<b>Larceny/Theft Offenses (Total)</b>	<b>15</b>	<b>4.9</b>	<b>0</b>	<b>0.0</b>
Theft - Pocket-picking	0	0.0	0	0.0
Theft - Purse Snatching	0	0.0	0	0.0
Theft - Shoplifting	0	0.0	0	0.0
Theft From Building	1	0.3	0	0.0
Theft From Coin Machine	0	0.0	0	0.0
Theft From Motor Vehicle	0	0.0	0	0.0
Theft of Motor Vehicle Parts	0	0.0	0	0.0
Theft - All Other Larceny	14	4.6	0	0.0
<b>Motor Vehicle Theft</b>	<b>1</b>	<b>0.3</b>	<b>0</b>	<b>0.0</b>
<b>Counterfeiting/Forgery</b>	<b>1</b>	<b>0.3</b>	<b>0</b>	<b>0.0</b>
<b>Fraud Offenses (Total)</b>	<b>5</b>	<b>1.6</b>	<b>0</b>	<b>0.0</b>
Fraud - Computer Hacking/Invasion	0	0.0	0	0.0
Fraud - Credit Card/ATM	2	0.7	0	0.0
Fraud - False Pretenses	1	0.3	0	0.0
Fraud - Identity Theft	0	0.0	0	0.0
Fraud - Impersonation	1	0.3	0	0.0
Fraud - Welfare	1	0.3	0	0.0
Fraud - Wire	0	0.0	0	0.0
<b>Embezzlement</b>	<b>0</b>	<b>0.0</b>	<b>0</b>	<b>0.0</b>
<b>Stolen Property Offenses</b>	<b>3</b>	<b>1.0</b>	<b>1</b>	<b>33.3</b>
<b>Destruction/Damage/Vandalism</b>	<b>14</b>	<b>4.6</b>	<b>1</b>	<b>7.1</b>
<b>Drug/Narcotic Violations (Total)</b>	<b>17</b>	<b>5.6</b>	<b>0</b>	<b>0.0</b>
Drug/Narcotic Violations	9	3.0	0	0.0
Drug/Narcotic Equipment Violations	8	2.6	0	0.0

<b>GROUP A OFFENSES</b>	Offense	Rate per 1,000	Cleared	% Cleared
<b>Sex Offenses (Nonforcible) (Total)</b>	<b>0</b>	<b>0.0</b>	<b>0</b>	<b>0.0</b>
Incest	0	0.0	0	0.0
Statutory Rape	0	0.0	0	0.0
<b>Pornography/Obscene Material</b>	<b>0</b>	<b>0.0</b>	<b>0</b>	<b>0.0</b>
<b>Gambling Offenses (Total)</b>	<b>0</b>	<b>0.0</b>	<b>0</b>	<b>0.0</b>
Gambling - Betting/Wagering	0	0.0	0	0.0
Gambling - Operating/Promoting	0	0.0	0	0.0
Gambling - Equipment Violations	0	0.0	0	0.0
Gambling - Sports Tampering	0	0.0	0	0.0
<b>Prostitution Offenses (Total)</b>	<b>0</b>	<b>0.0</b>	<b>0</b>	<b>0.0</b>
Prostitution	0	0.0	0	0.0
Prostitution Assisting/Promoting	0	0.0	0	0.0
Purchasing Prostitution	0	0.0	0	0.0
<b>Human Trafficking Offenses (Total)</b>	<b>0</b>	<b>0.0</b>	<b>0</b>	<b>0.0</b>
Commercial Sex Acts	0	0.0	0	0.0
Involuntary Servitude	0	0.0	0	0.0
<b>Bribery</b>	<b>0</b>	<b>0.0</b>	<b>0</b>	<b>0.0</b>
<b>Weapon Law Violations</b>	<b>1</b>	<b>0.3</b>	<b>1</b>	<b>100.0</b>
<b>Animal Cruelty</b>	<b>0</b>	<b>0.0</b>	<b>0</b>	<b>0.0</b>

<b>GROUP B OFFENSES</b>	Offenses	Rate per 1,000
Bad Checks	0	0.0
Curfew/Vagrancy	0	0.0
Disorderly Conduct	2	0.7
DUI	4	1.3
Drunkenness	5	1.6
Family-Non Violent	0	0.0
Liquor Law Violations	14	4.6
Peeping Tom	1	0.3
Trespass	3	1.0
All Other Offenses	14	4.6

<b>2023 Fall Term Campus Population</b>	
Undergraduate Enrollment	1,693
Graduate Enrollment	70
Staff Personnel	637
Faculty Personnel	637
Security Personnel	13
<b>Total Campus Population</b>	<b>3,050</b>



## Vanderbilt University - 2023

GROUP A OFFENSES	Offense	Rate per 1,000	Cleared	% Cleared
<b>Homicide Offenses (Total)</b>	<b>0</b>	<b>0.0</b>	<b>0</b>	<b>0.0</b>
Murder	0	0.0	0	0.0
Negligent Manslaughter	0	0.0	0	0.0
Negligent Vehicular Manslaughter	0	0.0	0	0.0
<b>Kidnapping/Abduction</b>	<b>1</b>	<b>0.0</b>	<b>1</b>	<b>100.0</b>
<b>Sex Offenses (Forcible) (Total)</b>	<b>27</b>	<b>0.5</b>	<b>11</b>	<b>40.7</b>
Forcible Rape	6	0.1	2	33.3
Forcible Sodomy	2	0.0	1	50.0
Sexual Assault W/Object	1	0.0	0	0.0
Forcible Fondling	18	0.4	8	44.4
<b>Robbery</b>	<b>4</b>	<b>0.1</b>	<b>4</b>	<b>100.0</b>
<b>Assault Offenses (Total)</b>	<b>226</b>	<b>4.6</b>	<b>129</b>	<b>57.1</b>
Aggravated Assault	11	0.2	8	72.7
Simple Assault	125	2.5	81	64.8
Intimidation	80	1.6	34	42.5
Stalking	10	0.2	6	60.0
<b>Arson</b>	<b>0</b>	<b>0.0</b>	<b>0</b>	<b>0.0</b>
<b>Extortion/Blackmail</b>	<b>3</b>	<b>0.1</b>	<b>0</b>	<b>0.0</b>
<b>Burglary</b>	<b>8</b>	<b>0.2</b>	<b>5</b>	<b>62.5</b>
<b>Larceny/Theft Offenses (Total)</b>	<b>335</b>	<b>6.8</b>	<b>49</b>	<b>14.6</b>
Theft - Pocket-picking	0	0.0	0	0.0
Theft - Purse Snatching	0	0.0	0	0.0
Theft - Shoplifting	71	1.4	24	33.8
Theft From Building	156	3.2	23	14.7
Theft From Coin Machine	0	0.0	0	0.0
Theft From Motor Vehicle	52	1.1	0	0.0
Theft of Motor Vehicle Parts	9	0.2	0	0.0
Theft - All Other Larceny	47	1.0	2	4.3
<b>Motor Vehicle Theft</b>	<b>43</b>	<b>0.9</b>	<b>3</b>	<b>7.0</b>
<b>Counterfeiting/Forgery</b>	<b>6</b>	<b>0.1</b>	<b>4</b>	<b>66.7</b>
<b>Fraud Offenses (Total)</b>	<b>42</b>	<b>0.9</b>	<b>6</b>	<b>14.3</b>
Fraud - Computer Hacking/Invasion	1	0.0	0	0.0
Fraud - Credit Card/ATM	7	0.1	0	0.0
Fraud - False Pretenses	7	0.1	3	42.9
Fraud - Identity Theft	0	0.0	0	0.0
Fraud - Impersonation	14	0.3	3	21.4
Fraud - Welfare	0	0.0	0	0.0
Fraud - Wire	13	0.3	0	0.0
<b>Embezzlement</b>	<b>3</b>	<b>0.1</b>	<b>3</b>	<b>100.0</b>
<b>Stolen Property Offenses</b>	<b>1</b>	<b>0.0</b>	<b>1</b>	<b>100.0</b>
<b>Destruction/Damage/Vandalism</b>	<b>61</b>	<b>1.2</b>	<b>15</b>	<b>24.6</b>
<b>Drug/Narcotic Violations (Total)</b>	<b>210</b>	<b>4.3</b>	<b>29</b>	<b>13.8</b>
Drug/Narcotic Violations	142	2.9	21	14.8
Drug/Narcotic Equipment Violations	68	1.4	8	11.8

GROUP A OFFENSES	Offense	Rate per 1,000	Cleared	% Cleared
<b>Sex Offenses (Nonforcible) (Total)</b>	<b>0</b>	<b>0.0</b>	<b>0</b>	<b>0.0</b>
Incest	0	0.0	0	0.0
Statutory Rape	0	0.0	0	0.0
<b>Pornography/Obscene Material</b>	<b>2</b>	<b>0.0</b>	<b>0</b>	<b>0.0</b>
<b>Gambling Offenses (Total)</b>	<b>0</b>	<b>0.0</b>	<b>0</b>	<b>0.0</b>
Gambling - Betting/Wagering	0	0.0	0	0.0
Gambling - Operating/Promoting	0	0.0	0	0.0
Gambling - Equipment Violations	0	0.0	0	0.0
Gambling - Sports Tampering	0	0.0	0	0.0
<b>Prostitution Offenses (Total)</b>	<b>0</b>	<b>0.0</b>	<b>0</b>	<b>0.0</b>
Prostitution	0	0.0	0	0.0
Prostitution Assisting/Promoting	0	0.0	0	0.0
Purchasing Prostitution	0	0.0	0	0.0
<b>Human Trafficking Offenses (Total)</b>	<b>0</b>	<b>0.0</b>	<b>0</b>	<b>0.0</b>
Commercial Sex Acts	0	0.0	0	0.0
Involuntary Servitude	0	0.0	0	0.0
<b>Bribery</b>	<b>0</b>	<b>0.0</b>	<b>0</b>	<b>0.0</b>
<b>Weapon Law Violations</b>	<b>4</b>	<b>0.1</b>	<b>3</b>	<b>75.0</b>
<b>Animal Cruelty</b>	<b>0</b>	<b>0.0</b>	<b>0</b>	<b>0.0</b>

GROUP B OFFENSES	Offenses	Rate per 1,000
Bad Checks	0	0.0
Curfew/Vagrancy	0	0.0
Disorderly Conduct	13	0.3
DUI	3	0.1
Drunkenness	10	0.2
Family-Non Violent	0	0.0
Liquor Law Violations	96	1.9
Peeping Tom	0	0.0
Trespass	60	1.2
All Other Offenses	6	0.1

2023 Fall Term Campus Population	
Undergraduate Enrollment	7,109
Graduate Enrollment	5,850
Staff Personnel	31,130
Faculty Personnel	4,961
Security Personnel	245
<b>Total Campus Population</b>	<b>49,295</b>



## Volunteer State Community College - 2023

GROUP A OFFENSES	Offense	Rate per 1,000	Cleared	% Cleared
<b>Homicide Offenses (Total)</b>	<b>0</b>	<b>0.0</b>	<b>0</b>	<b>0.0</b>
Murder	0	0.0	0	0.0
Negligent Manslaughter	0	0.0	0	0.0
Negligent Vehicular Manslaughter	0	0.0	0	0.0
<b>Kidnapping/Abduction</b>	<b>0</b>	<b>0.0</b>	<b>0</b>	<b>0.0</b>
<b>Sex Offenses (Forcible) (Total)</b>	<b>0</b>	<b>0.0</b>	<b>0</b>	<b>0.0</b>
Forcible Rape	0	0.0	0	0.0
Forcible Sodomy	0	0.0	0	0.0
Sexual Assault W/Object	0	0.0	0	0.0
Forcible Fondling	0	0.0	0	0.0
<b>Robbery</b>	<b>0</b>	<b>0.0</b>	<b>0</b>	<b>0.0</b>
<b>Assault Offenses (Total)</b>	<b>4</b>	<b>1.0</b>	<b>1</b>	<b>25.0</b>
Aggravated Assault	0	0.0	0	0.0
Simple Assault	1	0.3	0	0.0
Intimidation	2	0.5	1	50.0
Stalking	1	0.3	0	0.0
<b>Arson</b>	<b>0</b>	<b>0.0</b>	<b>0</b>	<b>0.0</b>
<b>Extortion/Blackmail</b>	<b>0</b>	<b>0.0</b>	<b>0</b>	<b>0.0</b>
<b>Burglary</b>	<b>0</b>	<b>0.0</b>	<b>0</b>	<b>0.0</b>
<b>Larceny/Theft Offenses (Total)</b>	<b>0</b>	<b>0.0</b>	<b>0</b>	<b>0.0</b>
Theft - Pocket-picking	0	0.0	0	0.0
Theft - Purse Snatching	0	0.0	0	0.0
Theft - Shoplifting	0	0.0	0	0.0
Theft From Building	0	0.0	0	0.0
Theft From Coin Machine	0	0.0	0	0.0
Theft From Motor Vehicle	0	0.0	0	0.0
Theft of Motor Vehicle Parts	0	0.0	0	0.0
Theft - All Other Larceny	0	0.0	0	0.0
<b>Motor Vehicle Theft</b>	<b>1</b>	<b>0.3</b>	<b>0</b>	<b>0.0</b>
<b>Counterfeiting/Forgery</b>	<b>0</b>	<b>0.0</b>	<b>0</b>	<b>0.0</b>
<b>Fraud Offenses (Total)</b>	<b>0</b>	<b>0.0</b>	<b>0</b>	<b>0.0</b>
Fraud - Computer Hacking/Invasion	0	0.0	0	0.0
Fraud - Credit Card/ATM	0	0.0	0	0.0
Fraud - False Pretenses	0	0.0	0	0.0
Fraud - Identity Theft	0	0.0	0	0.0
Fraud - Impersonation	0	0.0	0	0.0
Fraud - Welfare	0	0.0	0	0.0
Fraud - Wire	0	0.0	0	0.0
<b>Embezzlement</b>	<b>0</b>	<b>0.0</b>	<b>0</b>	<b>0.0</b>
<b>Stolen Property Offenses</b>	<b>0</b>	<b>0.0</b>	<b>0</b>	<b>0.0</b>
<b>Destruction/Damage/Vandalism</b>	<b>2</b>	<b>0.5</b>	<b>1</b>	<b>50.0</b>
<b>Drug/Narcotic Violations (Total)</b>	<b>0</b>	<b>0.0</b>	<b>0</b>	<b>0.0</b>
Drug/Narcotic Violations	0	0.0	0	0.0
Drug/Narcotic Equipment Violations	0	0.0	0	0.0

GROUP A OFFENSES	Offense	Rate per 1,000	Cleared	% Cleared
<b>Sex Offenses (Nonforcible) (Total)</b>	<b>0</b>	<b>0.0</b>	<b>0</b>	<b>0.0</b>
Incest	0	0.0	0	0.0
Statutory Rape	0	0.0	0	0.0
<b>Pornography/Obscene Material</b>	<b>0</b>	<b>0.0</b>	<b>0</b>	<b>0.0</b>
<b>Gambling Offenses (Total)</b>	<b>0</b>	<b>0.0</b>	<b>0</b>	<b>0.0</b>
Gambling - Betting/Wagering	0	0.0	0	0.0
Gambling - Operating/Promoting	0	0.0	0	0.0
Gambling - Equipment Violations	0	0.0	0	0.0
Gambling - Sports Tampering	0	0.0	0	0.0
<b>Prostitution Offenses (Total)</b>	<b>0</b>	<b>0.0</b>	<b>0</b>	<b>0.0</b>
Prostitution	0	0.0	0	0.0
Prostitution Assisting/Promoting	0	0.0	0	0.0
Purchasing Prostitution	0	0.0	0	0.0
<b>Human Trafficking Offenses (Total)</b>	<b>0</b>	<b>0.0</b>	<b>0</b>	<b>0.0</b>
Commercial Sex Acts	0	0.0	0	0.0
Involuntary Servitude	0	0.0	0	0.0
<b>Bribery</b>	<b>0</b>	<b>0.0</b>	<b>0</b>	<b>0.0</b>
<b>Weapon Law Violations</b>	<b>0</b>	<b>0.0</b>	<b>0</b>	<b>0.0</b>
<b>Animal Cruelty</b>	<b>0</b>	<b>0.0</b>	<b>0</b>	<b>0.0</b>

GROUP B OFFENSES	Offenses	Rate per 1,000
Bad Checks	0	0.0
Curfew/Vagrancy	0	0.0
Disorderly Conduct	0	0.0
DUI	0	0.0
Drunkenness	0	0.0
Family-Non Violent	0	0.0
Liquor Law Violations	0	0.0
Peeping Tom	0	0.0
Trespass	0	0.0
All Other Offenses	0	0.0

2023 Fall Term Campus Population	
Undergraduate Enrollment	3,510
Graduate Enrollment	0
Staff Personnel	210
Faculty Personnel	137
Security Personnel	16
<b>Total Campus Population</b>	<b>3,873</b>



Walters State Community College - 2023

GROUP A OFFENSES	Offense	Rate per 1,000	Cleared	% Cleared
<b>Homicide Offenses (Total)</b>	<b>0</b>	<b>0.0</b>	<b>0</b>	<b>0.0</b>
Murder	0	0.0	0	0.0
Negligent Manslaughter	0	0.0	0	0.0
Negligent Vehicular Manslaughter	0	0.0	0	0.0
<b>Kidnapping/Abduction</b>	<b>0</b>	<b>0.0</b>	<b>0</b>	<b>0.0</b>
<b>Sex Offenses (Forcible) (Total)</b>	<b>1</b>	<b>0.2</b>	<b>0</b>	<b>0.0</b>
Forcible Rape	1	0.2	0	0.0
Forcible Sodomy	0	0.0	0	0.0
Sexual Assault W/Object	0	0.0	0	0.0
Forcible Fondling	0	0.0	0	0.0
<b>Robbery</b>	<b>0</b>	<b>0.0</b>	<b>0</b>	<b>0.0</b>
<b>Assault Offenses (Total)</b>	<b>1</b>	<b>0.2</b>	<b>1</b>	<b>100.0</b>
Aggravated Assault	1	0.2	1	100.0
Simple Assault	0	0.0	0	0.0
Intimidation	0	0.0	0	0.0
Stalking	0	0.0	0	0.0
<b>Arson</b>	<b>0</b>	<b>0.0</b>	<b>0</b>	<b>0.0</b>
<b>Extortion/Blackmail</b>	<b>0</b>	<b>0.0</b>	<b>0</b>	<b>0.0</b>
<b>Burglary</b>	<b>0</b>	<b>0.0</b>	<b>0</b>	<b>0.0</b>
<b>Larceny/Theft Offenses (Total)</b>	<b>0</b>	<b>0.0</b>	<b>0</b>	<b>0.0</b>
Theft - Pocket-picking	0	0.0	0	0.0
Theft - Purse Snatching	0	0.0	0	0.0
Theft - Shoplifting	0	0.0	0	0.0
Theft From Building	0	0.0	0	0.0
Theft From Coin Machine	0	0.0	0	0.0
Theft From Motor Vehicle	0	0.0	0	0.0
Theft of Motor Vehicle Parts	0	0.0	0	0.0
Theft - All Other Larceny	0	0.0	0	0.0
<b>Motor Vehicle Theft</b>	<b>0</b>	<b>0.0</b>	<b>0</b>	<b>0.0</b>
<b>Counterfeiting/Forgery</b>	<b>0</b>	<b>0.0</b>	<b>0</b>	<b>0.0</b>
<b>Fraud Offenses (Total)</b>	<b>6</b>	<b>1.1</b>	<b>6</b>	<b>100.0</b>
Fraud - Computer Hacking/Invasion	0	0.0	0	0.0
Fraud - Credit Card/ATM	0	0.0	0	0.0
Fraud - False Pretenses	6	1.1	6	100.0
Fraud - Identity Theft	0	0.0	0	0.0
Fraud - Impersonation	0	0.0	0	0.0
Fraud - Welfare	0	0.0	0	0.0
Fraud - Wire	0	0.0	0	0.0
<b>Embezzlement</b>	<b>0</b>	<b>0.0</b>	<b>0</b>	<b>0.0</b>
<b>Stolen Property Offenses</b>	<b>0</b>	<b>0.0</b>	<b>0</b>	<b>0.0</b>
<b>Destruction/Damage/Vandalism</b>	<b>0</b>	<b>0.0</b>	<b>0</b>	<b>0.0</b>
<b>Drug/Narcotic Violations (Total)</b>	<b>0</b>	<b>0.0</b>	<b>0</b>	<b>0.0</b>
Drug/Narcotic Violations	0	0.0	0	0.0
Drug/Narcotic Equipment Violations	0	0.0	0	0.0

GROUP A OFFENSES	Offense	Rate per 1,000	Cleared	% Cleared
<b>Sex Offenses (Nonforcible) (Total)</b>	<b>0</b>	<b>0.0</b>	<b>0</b>	<b>0.0</b>
Incest	0	0.0	0	0.0
Statutory Rape	0	0.0	0	0.0
<b>Pornography/Obscene Material</b>	<b>0</b>	<b>0.0</b>	<b>0</b>	<b>0.0</b>
<b>Gambling Offenses (Total)</b>	<b>0</b>	<b>0.0</b>	<b>0</b>	<b>0.0</b>
Gambling - Betting/Wagering	0	0.0	0	0.0
Gambling - Operating/Promoting	0	0.0	0	0.0
Gambling - Equipment Violations	0	0.0	0	0.0
Gambling - Sports Tampering	0	0.0	0	0.0
<b>Prostitution Offenses (Total)</b>	<b>0</b>	<b>0.0</b>	<b>0</b>	<b>0.0</b>
Prostitution	0	0.0	0	0.0
Prostitution Assisting/Promoting	0	0.0	0	0.0
Purchasing Prostitution	0	0.0	0	0.0
<b>Human Trafficking Offenses (Total)</b>	<b>0</b>	<b>0.0</b>	<b>0</b>	<b>0.0</b>
Commercial Sex Acts	0	0.0	0	0.0
Involuntary Servitude	0	0.0	0	0.0
<b>Bribery</b>	<b>0</b>	<b>0.0</b>	<b>0</b>	<b>0.0</b>
<b>Weapon Law Violations</b>	<b>1</b>	<b>0.2</b>	<b>1</b>	<b>100.0</b>
<b>Animal Cruelty</b>	<b>0</b>	<b>0.0</b>	<b>0</b>	<b>0.0</b>

GROUP B OFFENSES	Offenses	Rate per 1,000
Bad Checks	0	0.0
Curfew/Vagrancy	0	0.0
Disorderly Conduct	0	0.0
DUI	0	0.0
Drunkenness	0	0.0
Family-Non Violent	0	0.0
Liquor Law Violations	0	0.0
Peeping Tom	0	0.0
Trespass	1	0.2
All Other Offenses	0	0.0

2023 Fall Term Campus Population	
Undergraduate Enrollment	4,827
Graduate Enrollment	0
Staff Personnel	249
Faculty Personnel	235
Security Personnel	10
Total Campus Population	5,321



## Welch College - 2023

GROUP A OFFENSES	Offense	Rate per 1,000	Cleared	% Cleared
<b>Homicide Offenses (Total)</b>	<b>0</b>	<b>0.0</b>	<b>0</b>	<b>0.0</b>
Murder	0	0.0	0	0.0
Negligent Manslaughter	0	0.0	0	0.0
Negligent Vehicular Manslaughter	0	0.0	0	0.0
<b>Kidnapping/Abduction</b>	<b>0</b>	<b>0.0</b>	<b>0</b>	<b>0.0</b>
<b>Sex Offenses (Forcible) (Total)</b>	<b>0</b>	<b>0.0</b>	<b>0</b>	<b>0.0</b>
Forcible Rape	0	0.0	0	0.0
Forcible Sodomy	0	0.0	0	0.0
Sexual Assault W/Object	0	0.0	0	0.0
Forcible Fondling	0	0.0	0	0.0
<b>Robbery</b>	<b>0</b>	<b>0.0</b>	<b>0</b>	<b>0.0</b>
<b>Assault Offenses (Total)</b>	<b>0</b>	<b>0.0</b>	<b>0</b>	<b>0.0</b>
Aggravated Assault	0	0.0	0	0.0
Simple Assault	0	0.0	0	0.0
Intimidation	0	0.0	0	0.0
Stalking	0	0.0	0	0.0
<b>Arson</b>	<b>0</b>	<b>0.0</b>	<b>0</b>	<b>0.0</b>
<b>Extortion/Blackmail</b>	<b>0</b>	<b>0.0</b>	<b>0</b>	<b>0.0</b>
<b>Burglary</b>	<b>0</b>	<b>0.0</b>	<b>0</b>	<b>0.0</b>
<b>Larceny/Theft Offenses (Total)</b>	<b>0</b>	<b>0.0</b>	<b>0</b>	<b>0.0</b>
Theft - Pocket-picking	0	0.0	0	0.0
Theft - Purse Snatching	0	0.0	0	0.0
Theft - Shoplifting	0	0.0	0	0.0
Theft From Building	0	0.0	0	0.0
Theft From Coin Machine	0	0.0	0	0.0
Theft From Motor Vehicle	0	0.0	0	0.0
Theft of Motor Vehicle Parts	0	0.0	0	0.0
Theft - All Other Larceny	0	0.0	0	0.0
<b>Motor Vehicle Theft</b>	<b>0</b>	<b>0.0</b>	<b>0</b>	<b>0.0</b>
<b>Counterfeiting/Forgery</b>	<b>0</b>	<b>0.0</b>	<b>0</b>	<b>0.0</b>
<b>Fraud Offenses (Total)</b>	<b>0</b>	<b>0.0</b>	<b>0</b>	<b>0.0</b>
Fraud - Computer Hacking/Invasion	0	0.0	0	0.0
Fraud - Credit Card/ATM	0	0.0	0	0.0
Fraud - False Pretenses	0	0.0	0	0.0
Fraud - Identity Theft	0	0.0	0	0.0
Fraud - Impersonation	0	0.0	0	0.0
Fraud - Welfare	0	0.0	0	0.0
Fraud - Wire	0	0.0	0	0.0
<b>Embezzlement</b>	<b>0</b>	<b>0.0</b>	<b>0</b>	<b>0.0</b>
<b>Stolen Property Offenses</b>	<b>0</b>	<b>0.0</b>	<b>0</b>	<b>0.0</b>
<b>Destruction/Damage/Vandalism</b>	<b>0</b>	<b>0.0</b>	<b>0</b>	<b>0.0</b>
<b>Drug/Narcotic Violations (Total)</b>	<b>0</b>	<b>0.0</b>	<b>0</b>	<b>0.0</b>
Drug/Narcotic Violations	0	0.0	0	0.0
Drug/Narcotic Equipment Violations	0	0.0	0	0.0

GROUP A OFFENSES	Offense	Rate per 1,000	Cleared	% Cleared
<b>Sex Offenses (Nonforcible) (Total)</b>	<b>0</b>	<b>0.0</b>	<b>0</b>	<b>0.0</b>
Incest	0	0.0	0	0.0
Statutory Rape	0	0.0	0	0.0
<b>Pornography/Obscene Material</b>	<b>0</b>	<b>0.0</b>	<b>0</b>	<b>0.0</b>
<b>Gambling Offenses (Total)</b>	<b>0</b>	<b>0.0</b>	<b>0</b>	<b>0.0</b>
Gambling - Betting/Wagering	0	0.0	0	0.0
Gambling - Operating/Promoting	0	0.0	0	0.0
Gambling - Equipment Violations	0	0.0	0	0.0
Gambling - Sports Tampering	0	0.0	0	0.0
<b>Prostitution Offenses (Total)</b>	<b>0</b>	<b>0.0</b>	<b>0</b>	<b>0.0</b>
Prostitution	0	0.0	0	0.0
Prostitution Assisting/Promoting	0	0.0	0	0.0
Purchasing Prostitution	0	0.0	0	0.0
<b>Human Trafficking Offenses (Total)</b>	<b>0</b>	<b>0.0</b>	<b>0</b>	<b>0.0</b>
Commercial Sex Acts	0	0.0	0	0.0
Involuntary Servitude	0	0.0	0	0.0
<b>Bribery</b>	<b>0</b>	<b>0.0</b>	<b>0</b>	<b>0.0</b>
<b>Weapon Law Violations</b>	<b>0</b>	<b>0.0</b>	<b>0</b>	<b>0.0</b>
<b>Animal Cruelty</b>	<b>0</b>	<b>0.0</b>	<b>0</b>	<b>0.0</b>

GROUP B OFFENSES	Offenses	Rate per 1,000
Bad Checks	0	0.0
Curfew/Vagrancy	0	0.0
Disorderly Conduct	0	0.0
DUI	0	0.0
Drunkenness	0	0.0
Family-Non Violent	0	0.0
Liquor Law Violations	0	0.0
Peeping Tom	0	0.0
Trespass	0	0.0
All Other Offenses	0	0.0

2023 Fall Term Campus Population	
Undergraduate Enrollment	291
Graduate Enrollment	32
Staff Personnel	30
Faculty Personnel	39
Security Personnel	0
<b>Total Campus Population</b>	<b>392</b>







# Crime on Campus **2023**

## **Off-Campus Institutions**

**Austin Peay State University - 2023**

GROUP A OFFENSES	Total # of Incidents	Total # of Clearances
<b>Arson</b>	<b>0</b>	<b>0</b>
<b>Assault</b>	<b>2</b>	<b>2</b>
Aggravated Assault	1	1
Simple Assault	1	1
Intimidation	0	0
Stalking	0	0
<b>Bribery</b>	<b>0</b>	<b>0</b>
<b>Burglary</b>	<b>0</b>	<b>0</b>
<b>Counterfeiting/Forgery</b>	<b>0</b>	<b>0</b>
<b>Destruction/Damage/Vandalism</b>	<b>0</b>	<b>0</b>
<b>Drug/Narcotic Offenses</b>	<b>0</b>	<b>0</b>
Drug/Narcotic Violations	0	0
Drug/Narcotic Equipment Violations	0	0
<b>Embezzlement</b>	<b>0</b>	<b>0</b>
<b>Extortion/Blackmail</b>	<b>1</b>	<b>0</b>
<b>Fraud Offenses</b>	<b>0</b>	<b>0</b>
Fraud - Computer Hacking/Invasion	0	0
Fraud - Credit Card/ATM	0	0
Fraud - False Pretenses	0	0
Fraud - Identity Theft	0	0
Fraud - Impersonation	0	0
Fraud - Welfare	0	0
Fraud - Wire	0	0
<b>Gambling Offenses</b>	<b>0</b>	<b>0</b>
Gambling - Betting/Wagering	0	0
Gambling - Operating/Promoting	0	0
Gambling - Equipment Violations	0	0
Gambling - Sports Tampering	0	0
<b>Homicide Offenses</b>	<b>0</b>	<b>0</b>
Murder	0	0
Negligent Manslaughter	0	0
Negligent Vehicular Manslaughter	0	0
<b>Motor Vehicle Theft</b>	<b>0</b>	<b>0</b>
<b>Pornography/Obscene Material</b>	<b>0</b>	<b>0</b>
<b>Robbery</b>	<b>0</b>	<b>0</b>
<b>Stolen Property Offenses</b>	<b>0</b>	<b>0</b>
<b>Weapon Law Violations</b>	<b>0</b>	<b>0</b>
<b>Kidnapping/Abduction</b>	<b>0</b>	<b>0</b>

GROUP A OFFENSES	Total # of Incidents	Total # of Clearances
<b>Larceny/Theft Offenses</b>	<b>0</b>	<b>0</b>
Theft - Pocket-picking	0	0
Theft - Purse Snatching	0	0
Theft - Shoplifting	0	0
Theft From Building	0	0
Theft From Coin Machine	0	0
Theft From Motor Vehicle	0	0
Theft of Motor Vehicle Parts	0	0
Theft - All Other Larceny	0	0
<b>Prostitution Offenses</b>	<b>0</b>	<b>0</b>
Prostitution	0	0
Prostitution Assisting/Promoting	0	0
Purchasing Prostitution	0	0
<b>Sex Offenses, Forcible</b>	<b>0</b>	<b>0</b>
Forcible Rape	0	0
Forcible Sodomy	0	0
Sexual Assault W/Object	0	0
Forcible Fondling	0	0
<b>Sex Offenses, Non Forcible</b>	<b>0</b>	<b>0</b>
Incest	0	0
Statutory Rape	0	0
<b>Human Trafficking Offenses</b>	<b>0</b>	<b>0</b>
Commercial Sex Acts	0	0
Involuntary Servitude	0	0

Reporting Agency: Montgomery County Sheriff's Office



**Christian Brothers University - Campus Police and Safety - 2023**

GROUP A OFFENSES	Total # of Incidents	Total # of Clearances
<b>Arson</b>	<b>0</b>	<b>0</b>
<b>Assault</b>	<b>1</b>	<b>0</b>
Aggravated Assault	0	0
Simple Assault	1	0
Intimidation	0	0
Stalking	0	0
<b>Bribery</b>	<b>0</b>	<b>0</b>
<b>Burglary</b>	<b>0</b>	<b>0</b>
<b>Counterfeiting/Forgery</b>	<b>0</b>	<b>0</b>
<b>Destruction/Damage/Vandalism</b>	<b>0</b>	<b>0</b>
<b>Drug/Narcotic Offenses</b>	<b>0</b>	<b>0</b>
Drug/Narcotic Violations	0	0
Drug/Narcotic Equipment Violations	0	0
<b>Embezzlement</b>	<b>0</b>	<b>0</b>
<b>Extortion/Blackmail</b>	<b>0</b>	<b>0</b>
<b>Fraud Offenses</b>	<b>0</b>	<b>0</b>
Fraud - Computer Hacking/Invasion	0	0
Fraud - Credit Card/ATM	0	0
Fraud - False Pretenses	0	0
Fraud - Identity Theft	0	0
Fraud - Impersonation	0	0
Fraud - Welfare	0	0
Fraud - Wire	0	0
<b>Gambling Offenses</b>	<b>0</b>	<b>0</b>
Gambling - Betting/Wagering	0	0
Gambling - Operating/Promoting	0	0
Gambling - Equipment Violations	0	0
Gambling - Sports Tampering	0	0
<b>Homicide Offenses</b>	<b>0</b>	<b>0</b>
Murder	0	0
Negligent Manslaughter	0	0
Negligent Vehicular Manslaughter	0	0
<b>Motor Vehicle Theft</b>	<b>0</b>	<b>0</b>
<b>Pornography/Obscene Material</b>	<b>0</b>	<b>0</b>
<b>Robbery</b>	<b>0</b>	<b>0</b>
<b>Stolen Property Offenses</b>	<b>0</b>	<b>0</b>
<b>Weapon Law Violations</b>	<b>0</b>	<b>0</b>
<b>Kidnapping/Abduction</b>	<b>0</b>	<b>0</b>

GROUP A OFFENSES	Total # of Incidents	Total # of Clearances
<b>Larceny/Theft Offenses</b>	<b>0</b>	<b>0</b>
Theft - Pocket-picking	0	0
Theft - Purse Snatching	0	0
Theft - Shoplifting	0	0
Theft From Building	0	0
Theft From Coin Machine	0	0
Theft From Motor Vehicle	0	0
Theft of Motor Vehicle Parts	0	0
Theft - All Other Larceny	0	0
<b>Prostitution Offenses</b>	<b>0</b>	<b>0</b>
Prostitution	0	0
Prostitution Assisting/Promoting	0	0
Purchasing Prostitution	0	0
<b>Sex Offenses, Forcible</b>	<b>0</b>	<b>0</b>
Forcible Rape	0	0
Forcible Sodomy	0	0
Sexual Assault W/Object	0	0
Forcible Fondling	0	0
<b>Sex Offenses, Non Forcible</b>	<b>0</b>	<b>0</b>
Incest	0	0
Statutory Rape	0	0
<b>Human Trafficking Offenses</b>	<b>0</b>	<b>0</b>
Commercial Sex Acts	0	0
Involuntary Servitude	0	0

Reporting Agency: Shelby County Sheriff's Office



**Cleveland State Community College - 2023**

GROUP A OFFENSES	Total # of Incidents	Total # of Clearances
<b>Arson</b>	<b>0</b>	<b>0</b>
<b>Assault</b>	<b>0</b>	<b>0</b>
Aggravated Assault	0	0
Simple Assault	0	0
Intimidation	0	0
Stalking	0	0
<b>Bribery</b>	<b>0</b>	<b>0</b>
<b>Burglary</b>	<b>0</b>	<b>0</b>
<b>Counterfeiting/Forgery</b>	<b>0</b>	<b>0</b>
<b>Destruction/Damage/Vandalism</b>	<b>0</b>	<b>0</b>
<b>Drug/Narcotic Offenses</b>	<b>0</b>	<b>0</b>
Drug/Narcotic Violations	0	0
Drug/Narcotic Equipment Violations	0	0
<b>Embezzlement</b>	<b>0</b>	<b>0</b>
<b>Extortion/Blackmail</b>	<b>0</b>	<b>0</b>
<b>Fraud Offenses</b>	<b>0</b>	<b>0</b>
Fraud - Computer Hacking/Invasion	0	0
Fraud - Credit Card/ATM	0	0
Fraud - False Pretenses	0	0
Fraud - Identity Theft	0	0
Fraud - Impersonation	0	0
Fraud - Welfare	0	0
Fraud - Wire	0	0
<b>Gambling Offenses</b>	<b>0</b>	<b>0</b>
Gambling - Betting/Wagering	0	0
Gambling - Operating/Promoting	0	0
Gambling - Equipment Violations	0	0
Gambling - Sports Tampering	0	0
<b>Homicide Offenses</b>	<b>0</b>	<b>0</b>
Murder	0	0
Negligent Manslaughter	0	0
Negligent Vehicular Manslaughter	0	0
<b>Motor Vehicle Theft</b>	<b>0</b>	<b>0</b>
<b>Pornography/Obscene Material</b>	<b>0</b>	<b>0</b>
<b>Robbery</b>	<b>0</b>	<b>0</b>
<b>Stolen Property Offenses</b>	<b>0</b>	<b>0</b>
<b>Weapon Law Violations</b>	<b>0</b>	<b>0</b>
<b>Kidnapping/Abduction</b>	<b>1</b>	<b>0</b>

GROUP A OFFENSES	Total # of Incidents	Total # of Clearances
<b>Larceny/Theft Offenses</b>	<b>0</b>	<b>0</b>
Theft - Pocket-picking	0	0
Theft - Purse Snatching	0	0
Theft - Shoplifting	0	0
Theft From Building	0	0
Theft From Coin Machine	0	0
Theft From Motor Vehicle	0	0
Theft of Motor Vehicle Parts	0	0
Theft - All Other Larceny	0	0
<b>Prostitution Offenses</b>	<b>0</b>	<b>0</b>
Prostitution	0	0
Prostitution Assisting/Promoting	0	0
Purchasing Prostitution	0	0
<b>Sex Offenses, Forcible</b>	<b>0</b>	<b>0</b>
Forcible Rape	0	0
Forcible Sodomy	0	0
Sexual Assault W/Object	0	0
Forcible Fondling	0	0
<b>Sex Offenses, Non Forcible</b>	<b>0</b>	<b>0</b>
Incest	0	0
Statutory Rape	0	0
<b>Human Trafficking Offenses</b>	<b>0</b>	<b>0</b>
Commercial Sex Acts	0	0
Involuntary Servitude	0	0

Reporting Agency: Cleveland Police Department



Crimes Against College Students as Reported by Local Agencies

**Rhodes College - 2023**

GROUP A OFFENSES	Total # of Incidents	Total # of Clearances
<b>Arson</b>	<b>0</b>	<b>0</b>
<b>Assault</b>	<b>1</b>	<b>0</b>
Aggravated Assault	1	0
Simple Assault	0	0
Intimidation	0	0
Stalking	0	0
<b>Bribery</b>	<b>0</b>	<b>0</b>
<b>Burglary</b>	<b>0</b>	<b>0</b>
<b>Counterfeiting/Forgery</b>	<b>0</b>	<b>0</b>
<b>Destruction/Damage/Vandalism</b>	<b>0</b>	<b>0</b>
<b>Drug/Narcotic Offenses</b>	<b>0</b>	<b>0</b>
Drug/Narcotic Violations	0	0
Drug/Narcotic Equipment Violations	0	0
<b>Embezzlement</b>	<b>0</b>	<b>0</b>
<b>Extortion/Blackmail</b>	<b>0</b>	<b>0</b>
<b>Fraud Offenses</b>	<b>0</b>	<b>0</b>
Fraud - Computer Hacking/Invasion	0	0
Fraud - Credit Card/ATM	0	0
Fraud - False Pretenses	0	0
Fraud - Identity Theft	0	0
Fraud - Impersonation	0	0
Fraud - Welfare	0	0
Fraud - Wire	0	0
<b>Gambling Offenses</b>	<b>0</b>	<b>0</b>
Gambling - Betting/Wagering	0	0
Gambling - Operating/Promoting	0	0
Gambling - Equipment Violations	0	0
Gambling - Sports Tampering	0	0
<b>Homicide Offenses</b>	<b>0</b>	<b>0</b>
Murder	0	0
Negligent Manslaughter	0	0
Negligent Vehicular Manslaughter	0	0
<b>Motor Vehicle Theft</b>	<b>0</b>	<b>0</b>
<b>Pornography/Obscene Material</b>	<b>0</b>	<b>0</b>
<b>Robbery</b>	<b>0</b>	<b>0</b>
<b>Stolen Property Offenses</b>	<b>0</b>	<b>0</b>
<b>Weapon Law Violations</b>	<b>0</b>	<b>0</b>
<b>Kidnapping/Abduction</b>	<b>0</b>	<b>0</b>

GROUP A OFFENSES	Total # of Incidents	Total # of Clearances
<b>Larceny/Theft Offenses</b>	<b>0</b>	<b>0</b>
Theft - Pocket-picking	0	0
Theft - Purse Snatching	0	0
Theft - Shoplifting	0	0
Theft From Building	0	0
Theft From Coin Machine	0	0
Theft From Motor Vehicle	0	0
Theft of Motor Vehicle Parts	0	0
Theft - All Other Larceny	0	0
<b>Prostitution Offenses</b>	<b>0</b>	<b>0</b>
Prostitution	0	0
Prostitution Assisting/Promoting	0	0
Purchasing Prostitution	0	0
<b>Sex Offenses, Forcible</b>	<b>0</b>	<b>0</b>
Forcible Rape	0	0
Forcible Sodomy	0	0
Sexual Assault W/Object	0	0
Forcible Fondling	0	0
<b>Sex Offenses, Non Forcible</b>	<b>0</b>	<b>0</b>
Incest	0	0
Statutory Rape	0	0
<b>Human Trafficking Offenses</b>	<b>0</b>	<b>0</b>
Commercial Sex Acts	0	0
Involuntary Servitude	0	0

Reporting Agency: Millington Police Department



Crimes Against College Students as Reported by Local Agencies

**Southwest Tennessee Community College - 2023**

GROUP A OFFENSES	Total # of Incidents	Total # of Clearances
<b>Arson</b>	<b>0</b>	<b>0</b>
<b>Assault</b>	<b>0</b>	<b>0</b>
Aggravated Assault	0	0
Simple Assault	0	0
Intimidation	0	0
Stalking	0	0
<b>Bribery</b>	<b>0</b>	<b>0</b>
<b>Burglary</b>	<b>0</b>	<b>0</b>
<b>Counterfeiting/Forgery</b>	<b>0</b>	<b>0</b>
<b>Destruction/Damage/Vandalism</b>	<b>0</b>	<b>0</b>
<b>Drug/Narcotic Offenses</b>	<b>0</b>	<b>0</b>
Drug/Narcotic Violations	0	0
Drug/Narcotic Equipment Violations	0	0
<b>Embezzlement</b>	<b>0</b>	<b>0</b>
<b>Extortion/Blackmail</b>	<b>0</b>	<b>0</b>
<b>Fraud Offenses</b>	<b>1</b>	<b>0</b>
Fraud - Computer Hacking/Invasion	0	0
Fraud - Credit Card/ATM	0	0
Fraud - False Pretenses	1	0
Fraud - Identity Theft	0	0
Fraud - Impersonation	0	0
Fraud - Welfare	0	0
Fraud - Wire	0	0
<b>Gambling Offenses</b>	<b>0</b>	<b>0</b>
Gambling - Betting/Wagering	0	0
Gambling - Operating/Promoting	0	0
Gambling - Equipment Violations	0	0
Gambling - Sports Tampering	0	0
<b>Homicide Offenses</b>	<b>0</b>	<b>0</b>
Murder	0	0
Negligent Manslaughter	0	0
Negligent Vehicular Manslaughter	0	0
<b>Motor Vehicle Theft</b>	<b>0</b>	<b>0</b>
<b>Pornography/Obscene Material</b>	<b>0</b>	<b>0</b>
<b>Robbery</b>	<b>0</b>	<b>0</b>
<b>Stolen Property Offenses</b>	<b>0</b>	<b>0</b>
<b>Weapon Law Violations</b>	<b>0</b>	<b>0</b>
<b>Kidnapping/Abduction</b>	<b>0</b>	<b>0</b>

GROUP A OFFENSES	Total # of Incidents	Total # of Clearances
<b>Larceny/Theft Offenses</b>	<b>0</b>	<b>0</b>
Theft - Pocket-picking	0	0
Theft - Purse Snatching	0	0
Theft - Shoplifting	0	0
Theft From Building	0	0
Theft From Coin Machine	0	0
Theft From Motor Vehicle	0	0
Theft of Motor Vehicle Parts	0	0
Theft - All Other Larceny	0	0
<b>Prostitution Offenses</b>	<b>0</b>	<b>0</b>
Prostitution	0	0
Prostitution Assisting/Promoting	0	0
Purchasing Prostitution	0	0
<b>Sex Offenses, Forcible</b>	<b>0</b>	<b>0</b>
Forcible Rape	0	0
Forcible Sodomy	0	0
Sexual Assault W/Object	0	0
Forcible Fondling	0	0
<b>Sex Offenses, Non Forcible</b>	<b>0</b>	<b>0</b>
Incest	0	0
Statutory Rape	0	0
<b>Human Trafficking Offenses</b>	<b>0</b>	<b>0</b>
Commercial Sex Acts	0	0
Involuntary Servitude	0	0

Reporting Agency: Millington Police Department



**University of Memphis - 2023**

GROUP A OFFENSES	Total # of Incidents	Total # of Clearances
<b>Arson</b>	0	0
<b>Assault</b>	0	0
Aggravated Assault	0	0
Simple Assault	0	0
Intimidation	0	0
Stalking	0	0
<b>Bribery</b>	0	0
<b>Burglary</b>	1	0
<b>Counterfeiting/Forgery</b>	0	0
<b>Destruction/Damage/Vandalism</b>	0	0
<b>Drug/Narcotic Offenses</b>	0	0
Drug/Narcotic Violations	0	0
Drug/Narcotic Equipment Violations	0	0
<b>Embezzlement</b>	0	0
<b>Extortion/Blackmail</b>	0	0
<b>Fraud Offenses</b>	0	0
Fraud - Computer Hacking/Invasion	0	0
Fraud - Credit Card/ATM	0	0
Fraud - False Pretenses	0	0
Fraud - Identity Theft	0	0
Fraud - Impersonation	0	0
Fraud - Welfare	0	0
Fraud - Wire	0	0
<b>Gambling Offenses</b>	0	0
Gambling - Betting/Wagering	0	0
Gambling - Operating/Promoting	0	0
Gambling - Equipment Violations	0	0
Gambling - Sports Tampering	0	0
<b>Homicide Offenses</b>	0	0
Murder	0	0
Negligent Manslaughter	0	0
Negligent Vehicular Manslaughter	0	0
<b>Motor Vehicle Theft</b>	0	0
<b>Pornography/Obscene Material</b>	0	0
<b>Robbery</b>	0	0
<b>Stolen Property Offenses</b>	0	0
<b>Weapon Law Violations</b>	0	0
<b>Kidnapping/Abduction</b>	0	0

GROUP A OFFENSES	Total # of Incidents	Total # of Clearances
<b>Larceny/Theft Offenses</b>	1	0
Theft - Pocket-picking	0	0
Theft - Purse Snatching	0	0
Theft - Shoplifting	0	0
Theft From Building	0	0
Theft From Coin Machine	0	0
Theft From Motor Vehicle	0	0
Theft of Motor Vehicle Parts	1	0
Theft - All Other Larceny	0	0
<b>Prostitution Offenses</b>	0	0
Prostitution	0	0
Prostitution Assisting/Promoting	0	0
Purchasing Prostitution	0	0
<b>Sex Offenses, Forcible</b>	0	0
Forcible Rape	0	0
Forcible Sodomy	0	0
Sexual Assault W/Object	0	0
Forcible Fondling	0	0
<b>Sex Offenses, Non Forcible</b>	0	0
Incest	0	0
Statutory Rape	0	0
<b>Human Trafficking Offenses</b>	0	0
Commercial Sex Acts	0	0
Involuntary Servitude	0	0

Reporting Agency: Shelby County Sheriff's Office





# Crime on Campus **2023**

**Independent-Reporting Colleges**



## **Institutions Eligible to Report Crime Statistic via Short Form**

American Baptist College\*

Brillare Beauty Institute\*

Chattanooga College Medical, Dental, and Technical Careers\*

Concorde College\*

Fortis Institute- Nashville\*

Lincoln College of Technology\*

Memphis Theological Seminary

Middle Tennessee School of Anesthesia

Miller-Motte Technical College- Clarksville\*

Miller-Motte Technical College- Chattanooga\*

North Central Institute\*

Nossi College of Art

Richmont Graduate University\*

South College- Lonas

South College- Nashville

South College- Parkside

Strayer University- Knoxville

Strayer University- Nashville

Strayer University- Shelby

Strayer University- Thousand Oaks

Visible Music College\*

**\*Agency Failed to Submit Short Form**

## Memphis Theological Seminary

<b>Offense</b>	<b>Year</b>	<b>On Campus Property</b>	<b>*Residential Facilities</b>	<b>Non Campus Property</b>	<b>Public Property</b>	<b>Optional Total</b>
<b>Murder / Non-Negligent Manslaughter</b>	2023	0	0	0	0	0
<b>Negligent Manslaughter</b>	2023	0	0	0	0	0
<b>Sex Offenses, Forcible</b>	2023	0	0	0	0	0
<b>Sex Offenses, Non-Forcible</b>	2023	0	0	0	0	0
<b>Robbery</b>	2023	0	0	0	0	0
<b>Aggravated Assault</b>	2023	0	0	0	1	1
<b>Burglary</b>	2023	1	0	0	0	1
<b>Motor Vehicle Theft</b>	2023	6	0	5	0	11
<b>Arson</b>	2023	0	0	0	0	0
<b>Liquor Law Arrests</b>	2023	0	0	0	0	0
<b>Liquor Law Violations Referred For Disciplinary Action</b>	2023	0	0	0	0	0
<b>Drug Law Arrests</b>	2023	0	0	0	0	0
<b>Drug Law Violations Referred For Disciplinary Action</b>	2023	0	0	0	0	0
<b>Illegal Weapons Possession Arrests</b>	2023	0	0	0	0	0
<b>Illegal Weapons Possession Violations Referred For Disciplinary Action</b>	2023	0	0	0	0	0
<b>* Crime In The Residential Facilities Column Are Included In The On-Campus Category.</b>						

College Name: Middle Tennessee School of Anesthesia

<b>Offense</b>	<b>Year</b>	<b>On Campus Property</b>	<b>*Residential Facilities</b>	<b>Non Campus Property</b>	<b>Public Property</b>	<b>Optional Total</b>
<b>Murder / Non-Negligent Manslaughter</b>	2023	0	0	0	0	0
<b>Negligent Manslaughter</b>	2023	0	0	0	0	0
<b>Sex Offenses, Forcible</b>	2023	0	0	0	0	0
<b>Sex Offenses, Non-Forcible</b>	2023	0	0	0	0	0
<b>Robbery</b>	2023	0	0	0	0	0
<b>Aggravated Assault</b>	2023	0	0	0	0	0
<b>Burglary</b>	2023	0	0	0	0	0
<b>Motor Vehicle Theft</b>	2023	0	0	0	0	0
<b>Arson</b>	2023	0	0	0	0	0
<b>Liquor Law Arrests</b>	2023	0	0	0	0	0
<b>Liquor Law Violations Referred For Disciplinary Action</b>	2023	0	0	0	0	0
<b>Drug Law Arrests</b>	2023	0	0	0	0	0
<b>Drug Law Violations Referred For Disciplinary Action</b>	2023	0	0	0	0	0
<b>Illegal Weapons Possession Arrests</b>	2023	0	0	0	0	0
<b>Illegal Weapons Possession Violations Referred For Disciplinary Action</b>	2023	0	0	0	0	0
<b>* Crime In The Residential Facilities Column Are Included In The On-Campus Category.</b>						

College Name: Nossi College of Art and Design

<b>Offense</b>	<b>Year</b>	<b>On Campus Property</b>	<b>*Residential Facilities</b>	<b>Non Campus Property</b>	<b>Public Property</b>	<b>Optional Total</b>
<b>Murder / Non-Negligent Manslaughter</b>	2023	0	0	0	0	0
<b>Negligent Manslaughter</b>	2023	0	0	0	0	0
<b>Sex Offenses, Forcible</b>	2023	0	0	0	0	0
<b>Sex Offenses, Non-Forcible</b>	2023	0	0	0	0	0
<b>Robbery</b>	2023	0	0	0	0	0
<b>Aggravated Assault</b>	2023	0	0	0	0	0
<b>Burglary</b>	2023	0	0	0	0	0
<b>Motor Vehicle Theft</b>	2023	0	0	1	0	1
<b>Arson</b>	2023	0	0	0	0	0
<b>Liquor Law Arrests</b>	2023	0	0	0	0	0
<b>Liquor Law Violations Referred For Disciplinary Action</b>	2023	0	0	0	0	0
<b>Drug Law Arrests</b>	2023	0	0	0	0	0
<b>Drug Law Violations Referred For Disciplinary Action</b>	2023	0	0	0	0	0
<b>Illegal Weapons Possession Arrests</b>	2023	0	0	0	0	0
<b>Illegal Weapons Possession Violations Referred For Disciplinary Action</b>	2023	0	0	0	0	0
<b>* Crime In The Residential Facilities Column Are Included In The On-Campus Category.</b>						

College Name: South College Lonas Campus

<b>Offense</b>	<b>Year</b>	<b>On Campus Property</b>	<b>*Residential Facilities</b>	<b>Non Campus Property</b>	<b>Public Property</b>	<b>Optional Total</b>
<b>Murder / Non-Negligent Manslaughter</b>	<b>2023</b>	0	0	0	0	0
<b>Negligent Manslaughter</b>	<b>2023</b>	0	0	0	0	0
<b>Sex Offenses, Forcible</b>	<b>2023</b>	0	0	0	0	0
<b>Sex Offenses, Non-Forcible</b>	<b>2023</b>	0	0	0	0	0
<b>Robbery</b>	<b>2023</b>	0	0	0	0	0
<b>Aggravated Assault</b>	<b>2023</b>	0	0	0	0	0
<b>Burglary</b>	<b>2023</b>	0	0	0	0	0
<b>Motor Vehicle Theft</b>	<b>2023</b>	0	0	0	0	0
<b>Arson</b>	<b>2023</b>	0	0	0	0	0
<b>Liquor Law Arrests</b>	<b>2023</b>	0	0	0	0	0
<b>Liquor Law Violations Referred For Disciplinary Action</b>	<b>2023</b>	0	0	0	0	0
<b>Drug Law Arrests</b>	<b>2023</b>	0	0	0	0	0
<b>Drug Law Violations Referred For Disciplinary Action</b>	<b>2023</b>	0	0	0	0	0
<b>Illegal Weapons Possession Arrests</b>	<b>2023</b>	0	0	0	0	0
<b>Illegal Weapons Possession Violations Referred For Disciplinary Action</b>	<b>2023</b>	0	0	0	0	0
<b>* Crime In The Residential Facilities Column Are Included In The On-Campus Category.</b>						

3904 Lonas Drive, Knoxville TN 37909

College Name: South College Knoxville – Parkside Learning Site

<b>Offense</b>	<b>Year</b>	<b>On Campus Property</b>	<b>*Residential Facilities</b>	<b>Non Campus Property</b>	<b>Public Property</b>	<b>Optional Total</b>
<b>Murder / Non-Negligent Manslaughter</b>	2023	0	0	0	0	0
<b>Negligent Manslaughter</b>	2023	0	0	0	0	0
<b>Sex Offenses, Forcible</b>	2023	0	0	0	0	0
<b>Sex Offenses, Non-Forcible</b>	2023	0	0	0	0	0
<b>Robbery</b>	2023	0	0	0	0	0
<b>Aggravated Assault</b>	2023	0	0	0	0	0
<b>Burglary</b>	2023	0	0	0	0	0
<b>Motor Vehicle Theft</b>	2023	0	0	0	0	0
<b>Arson</b>	2023	0	0	0	0	0
<b>Liquor Law Arrests</b>	2023	0	0	0	0	0
<b>Liquor Law Violations Referred For Disciplinary Action</b>	2023	0	0	0	0	0
<b>Drug Law Arrests</b>	2023	0	0	0	0	0
<b>Drug Law Violations Referred For Disciplinary Action</b>	2023	0	0	0	0	0
<b>Illegal Weapons Possession Arrests</b>	2023	0	0	0	0	0
<b>Illegal Weapons Possession Violations Referred For Disciplinary Action</b>	2023	0	0	0	0	0
<b>* Crime In The Residential Facilities Column Are Included In The On-Campus Category.</b>						

400 Goodys Lane, Knoxville TN 37922

College Name: South College Nashville Campus

<b>Offense</b>	<b>Year</b>	<b>On Campus Property</b>	<b>*Residential Facilities</b>	<b>Non Campus Property</b>	<b>Public Property</b>	<b>Optional Total</b>
<b>Murder / Non-Negligent Manslaughter</b>	2023	0	0	0	0	0
<b>Negligent Manslaughter</b>	2023	0	0	0	0	0
<b>Sex Offenses, Forcible</b>	2023	0	0	0	0	0
<b>Sex Offenses, Non-Forcible</b>	2023	0	0	0	0	0
<b>Robbery</b>	2023	0	0	0	0	0
<b>Aggravated Assault</b>	2023	0	0	0	0	0
<b>Burglary</b>	2023	0	0	0	0	0
<b>Motor Vehicle Theft</b>	2023	0	0	0	0	0
<b>Arson</b>	2023	0	0	0	0	0
<b>Liquor Law Arrests</b>	2023	0	0	0	0	0
<b>Liquor Law Violations Referred For Disciplinary Action</b>	2023	0	0	0	0	0
<b>Drug Law Arrests</b>	2023	0	0	0	0	0
<b>Drug Law Violations Referred For Disciplinary Action</b>	2023	0	0	0	0	0
<b>Illegal Weapons Possession Arrests</b>	2023	0	0	0	0	0
<b>Illegal Weapons Possession Violations Referred For Disciplinary Action</b>	2023	0	0	0	0	0
<b>* Crime In The Residential Facilities Column Are Included In The On-Campus Category.</b>						

616 Marriott Drive, Nashville TN 37214

College Name: Strayer University – Knoxville

<b>Offense</b>	<b>Year</b>	<b>On Campus Property</b>	<b>*Residential Facilities</b>	<b>Non Campus Property</b>	<b>Public Property</b>	<b>Optional Total</b>
<b>Murder / Non-Negligent Manslaughter</b>	2023	0	0	0	0	0
<b>Negligent Manslaughter</b>	2023	0	0	0	0	0
<b>Sex Offenses, Forcible</b>	2023	0	0	0	0	0
<b>Sex Offenses, Non-Forcible</b>	2023	0	0	0	0	0
<b>Robbery</b>	2023	0	0	0	0	0
<b>Aggravated Assault</b>	2023	0	0	0	0	0
<b>Burglary</b>	2023	0	0	0	0	0
<b>Motor Vehicle Theft</b>	2023	0	0	0	0	0
<b>Arson</b>	2023	0	0	0	0	0
<b>Liquor Law Arrests</b>	2023	0	0	0	0	0
<b>Liquor Law Violations Referred For Disciplinary Action</b>	2023	0	0	0	0	0
<b>Drug Law Arrests</b>	2023	0	0	0	0	0
<b>Drug Law Violations Referred For Disciplinary Action</b>	2023	0	0	0	0	0
<b>Illegal Weapons Possession Arrests</b>	2023	0	0	0	0	0
<b>Illegal Weapons Possession Violations Referred For Disciplinary Action</b>	2023	0	0	0	0	0
<b>* Crime In The Residential Facilities Column Are Included In The On-Campus Category.</b>						



College Name: Strayer University – Nashville

<b>Offense</b>	<b>Year</b>	<b>On Campus Property</b>	<b>*Residential Facilities</b>	<b>Non Campus Property</b>	<b>Public Property</b>	<b>Optional Total</b>
<b>Murder / Non-Negligent Manslaughter</b>	2023	0	0	0	0	0
<b>Negligent Manslaughter</b>	2023	0	0	0	0	0
<b>Sex Offenses, Forcible</b>	2023	0	0	0	0	0
<b>Sex Offenses, Non-Forcible</b>	2023	0	0	0	0	0
<b>Robbery</b>	2023	0	0	0	0	0
<b>Aggravated Assault</b>	2023	0	0	0	0	0
<b>Burglary</b>	2023	0	0	0	0	0
<b>Motor Vehicle Theft</b>	2023	0	0	0	0	0
<b>Arson</b>	2023	0	0	0	0	0
<b>Liquor Law Arrests</b>	2023	0	0	0	0	0
<b>Liquor Law Violations Referred For Disciplinary Action</b>	2023	0	0	0	0	0
<b>Drug Law Arrests</b>	2023	0	0	0	0	0
<b>Drug Law Violations Referred For Disciplinary Action</b>	2023	0	0	0	0	0
<b>Illegal Weapons Possession Arrests</b>	2023	0	0	0	0	0
<b>Illegal Weapons Possession Violations Referred For Disciplinary Action</b>	2023	0	0	0	0	0
<b>* Crime In The Residential Facilities Column Are Included In The On-Campus Category.</b>						

College Name: Strayer University – Shelby

<b>Offense</b>	<b>Year</b>	<b>On Campus Property</b>	<b>*Residential Facilities</b>	<b>Non Campus Property</b>	<b>Public Property</b>	<b>Optional Total</b>
<b>Murder / Non-Negligent Manslaughter</b>	2023	0	0	0	N/A	0
<b>Negligent Manslaughter</b>	2023	0	0	0	N/A	0
<b>Sex Offenses, Forcible</b>	2023	0	0	0	N/A	0
<b>Sex Offenses, Non-Forcible</b>	2023	0	0	0	N/A	0
<b>Robbery</b>	2023	0	0	0	N/A	0
<b>Aggravated Assault</b>	2023	0	0	0	N/A	0
<b>Burglary</b>	2023	0	0	0	N/A	0
<b>Motor Vehicle Theft</b>	2023	0	0	0	N/A	0
<b>Arson</b>	2023	0	0	0	N/A	0
<b>Liquor Law Arrests</b>	2023	0	0	0	N/A	0
<b>Liquor Law Violations Referred For Disciplinary Action</b>	2023	0	0	0	N/A	0
<b>Drug Law Arrests</b>	2023	0	0	0	N/A	0
<b>Drug Law Violations Referred For Disciplinary Action</b>	2023	0	0	0	N/A	0
<b>Illegal Weapons Possession Arrests</b>	2023	0	0	0	N/A	0
<b>Illegal Weapons Possession Violations Referred For Disciplinary Action</b>	2023	0	0	0	N/A	0
<b>* Crime In The Residential Facilities Column Are Included In The On-Campus Category.</b>						

College Name: Strayer University – Thousand Oaks

<b>Offense</b>	<b>Year</b>	<b>On Campus Property</b>	<b>*Residential Facilities</b>	<b>Non Campus Property</b>	<b>Public Property</b>	<b>Optional Total</b>
<b>Murder / Non-Negligent Manslaughter</b>	2023	0	0	0	N/A	0
<b>Negligent Manslaughter</b>	2023	0	0	0	N/A	0
<b>Sex Offenses, Forcible</b>	2023	0	0	0	N/A	0
<b>Sex Offenses, Non-Forcible</b>	2023	0	0	0	N/A	0
<b>Robbery</b>	2023	0	0	0	N/A	0
<b>Aggravated Assault</b>	2023	0	0	0	N/A	0
<b>Burglary</b>	2023	0	0	0	N/A	0
<b>Motor Vehicle Theft</b>	2023	0	0	0	N/A	0
<b>Arson</b>	2023	0	0	0	N/A	0
<b>Liquor Law Arrests</b>	2023	0	0	0	N/A	0
<b>Liquor Law Violations Referred For Disciplinary Action</b>	2023	0	0	0	N/A	0
<b>Drug Law Arrests</b>	2023	0	0	0	N/A	0
<b>Drug Law Violations Referred For Disciplinary Action</b>	2023	0	0	0	N/A	0
<b>Illegal Weapons Possession Arrests</b>	2023	0	0	0	N/A	0
<b>Illegal Weapons Possession Violations Referred For Disciplinary Action</b>	2023	0	0	0	N/A	0
<b>* Crime In The Residential Facilities Column Are Included In The On-Campus Category.</b>						



Tennessee Bureau of Investigation, May 2024. Publication Authorization Number 348122, electronic copies only. This publication was promulgated at a cost of \$0.00 per copy.