

TENNESSEE

LAW ENFORCEMENT OFFICERS KILLED OR ASSAULTED

2009



PREPARED BY
TENNESSEE BUREAU OF INVESTIGATION
CRIME STATISTICS UNIT





PHIL BREDESEN
Governor

TENNESSEE BUREAU OF INVESTIGATION

901 R.S. Gass Boulevard
Nashville, Tennessee 37216-2639
(615) 744-4000
TDD (615) 744-4001



MARK GWYN
Director

May 14, 2010

Ladies and Gentlemen:

I would like to present the 2009 Law Enforcement Officers Killed or Assaulted (LEOKA) Report. This is the annual report published by the TBI presenting information on reported incidents of assaults or deaths of law enforcement officers in the line of duty that occurred in Tennessee. The information contained in the report is based on crime statistics information submitted by law enforcement agencies in Tennessee to TBI's Tennessee Incident Based Reporting System (TIBRS) program. TIBRS is the state version of the FBI's National Incident Based Reporting System (NIBRS) program. The information collected by TBI conforms to the national standard as presented in the FBI's annual LEOKA report. Please see www.tncrimeonline.com for additional information.

I am very proud of the efforts of all participating law enforcement agencies in the state to provide the data necessary to produce this report. Our combined efforts have resulted in a successful program and this annual report providing information on incidents involving assaults and deaths of our law enforcement officials.

Sincerely,

Mark Gwyn
Director



Summary

A total of 237 Tennessee agencies reported Law Enforcement Officers Killed or Assaulted (LEOKA) for the year 2009.

LEOKA Reporting Agencies

79 Sheriff's Departments
148 Police Departments
4 Colleges/Universities
3 Judicial District Drug Task Forces
3 State Agencies

No officers were reported as feloniously killed in the line of duty.

A total of 2,037 LEOKA incidents were reported. The incidents involved one of eleven Activity Types. The Activity Type most frequently reported was Responding to Disturbance – 31.5% (642). The second most frequently reported was Attempting Other Arrest – 19.2% (392). The Activity Type reported with the least frequency was Ambush – No Warning – 0.5% (10).

The total number of LEOKA Injury Types reported for 2009 was 1,964. The most frequently reported Injury Type was None at 72.0% (1,414). The second most frequently reported Injury Type was Apparent Minor Injuries at 26.0% (510). The following breakdown shows the remaining Injury Types reported: Apparent Broken Bones – 0.6% (11), Severe Lacerations – 0.6% (12), Possible Internal Injuries – 0.3% (5), Other Major Injuries – 0.5% (9), Unconsciousness – 0.1% (2) and Loss of Teeth – 0.1% (1). The total number of Injury Types will not equal the total number of incidents since up to five (5) different Injury Types per Victim may be reported.

A total of 2,054 Weapon types were reported. The most frequently reported Weapon Type was Personal Weapon at 68.8% (1,413), which involves the use of hands, fists or feet. A wide variety of Weapon Types were reported for the remaining 31.2% (642). No agencies reported incidents involving the Weapon Types of Shotgun – Automatic, Other Firearm, Other Firearm – Automatic or Explosives. The total number of Weapon Types will not equal the total number of Injury types or Activity Types since up to three (3) Weapon Types per offense may be reported.



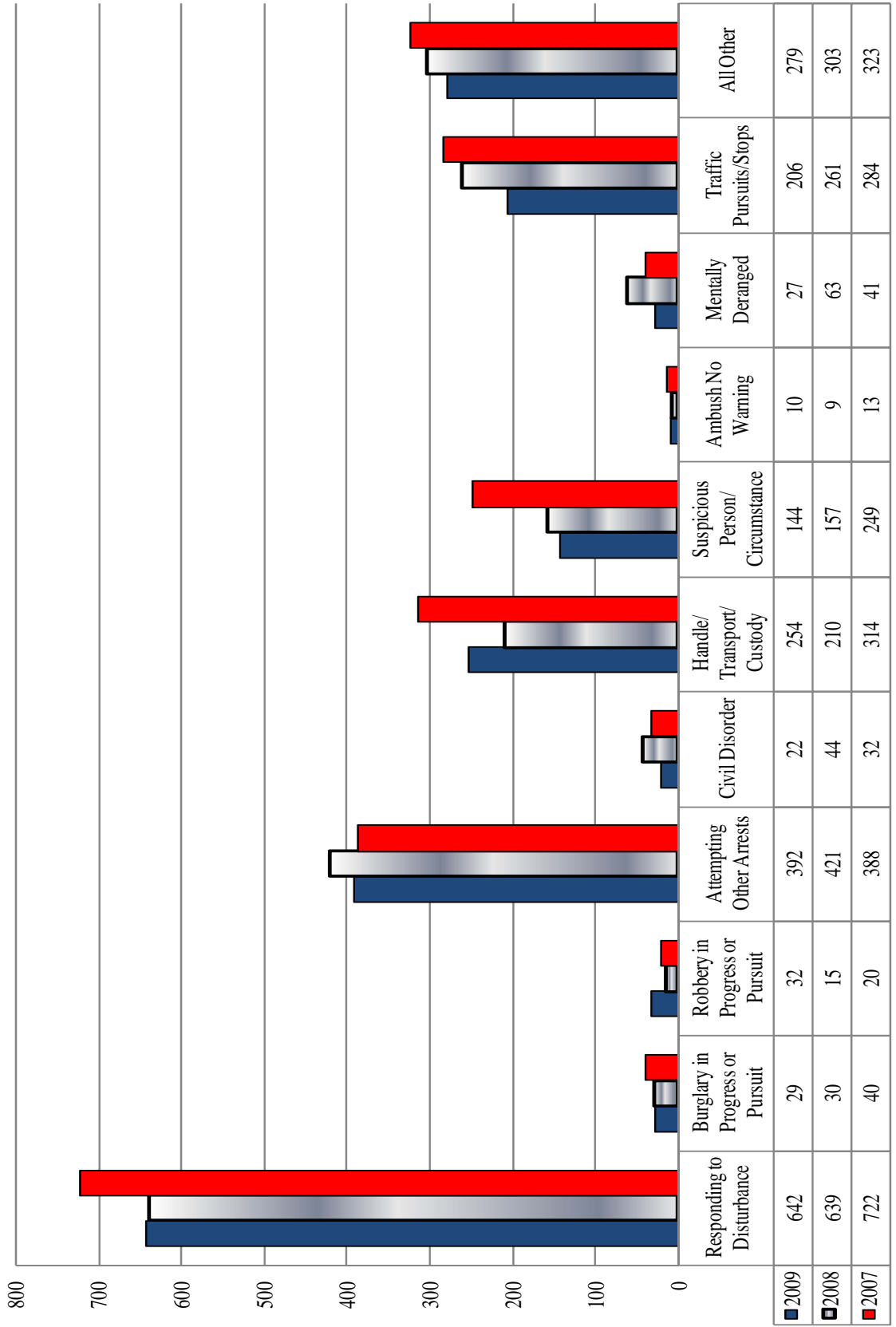
QUICK FACTS

- The number of reported LEOKA incidents decreased 5.3% from 2008. There were 2,037 reported LEOKA incidents in 2009 compared to 2,152 reported in 2008.
- The most frequently reported weapon type used was Personal Weapons (Fist, Hands, Feet) at 68.8%.
- Firearms were reported as a weapon type 6.9% of the time.
- The majority of the incidents reported occurred on Thursday (16.6%) and Saturday (17.1%).
- The majority of LEOKA incidents were reported as occurring between 9:00 p.m. to 3:00 a.m. (40.7%).
- The most frequently reported location for LEOKA incidents was Residence/Home at 32.9%. The second most frequently reported location was Highway/Road/Alley at 28.4%.
- A total of 1,813 LEOKA incidents were cleared resulting in an 89.0% clearance rate.
- The most frequently reported Vehicle Assignments were One Officer Vehicle – Assisted (37.7%) and One Officer Vehicle – Alone (32.3%).
- The average age of LEOKA Victims was 39.
- The average age of LEOKA Offenders was 31.



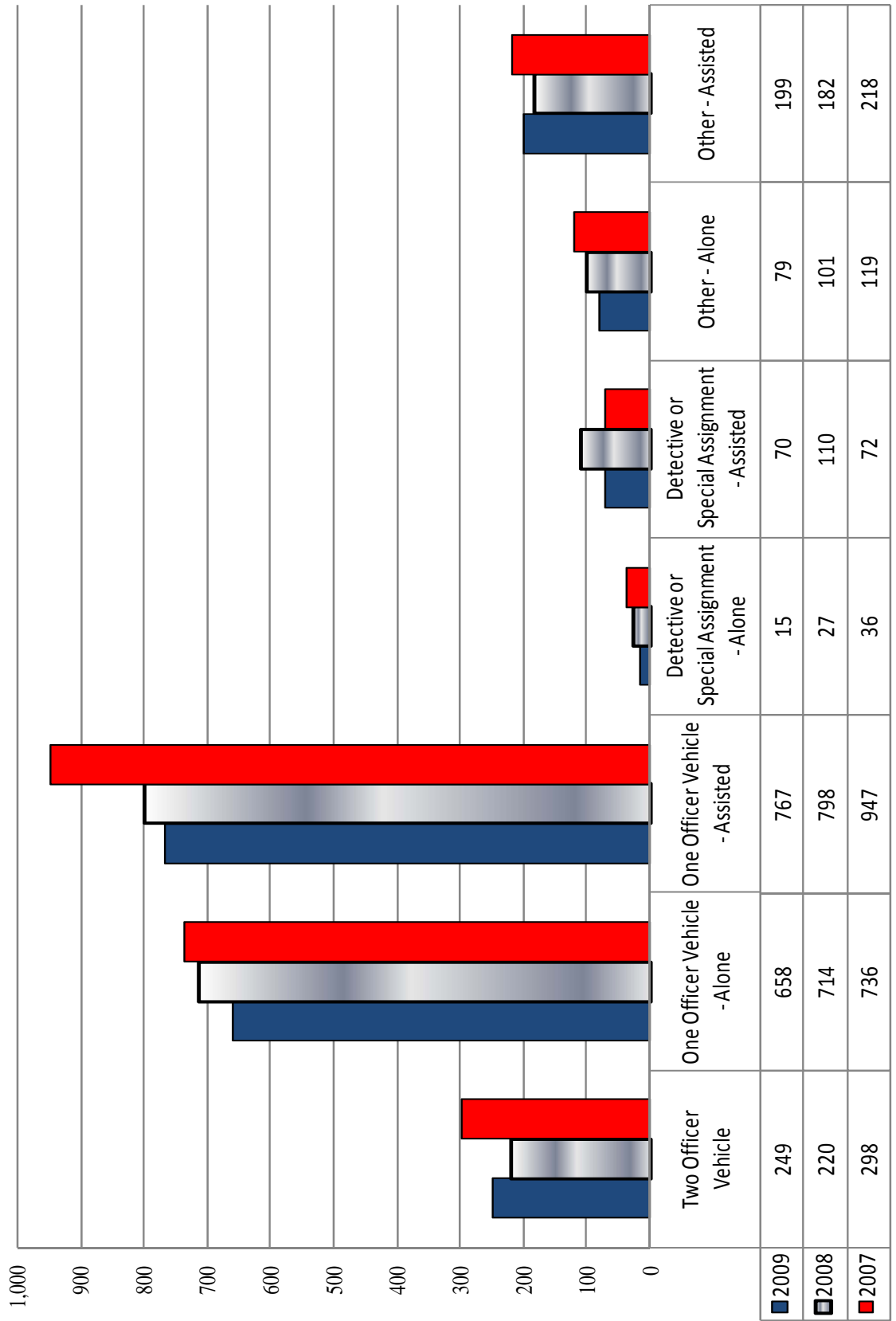


LEOKA Activity Type



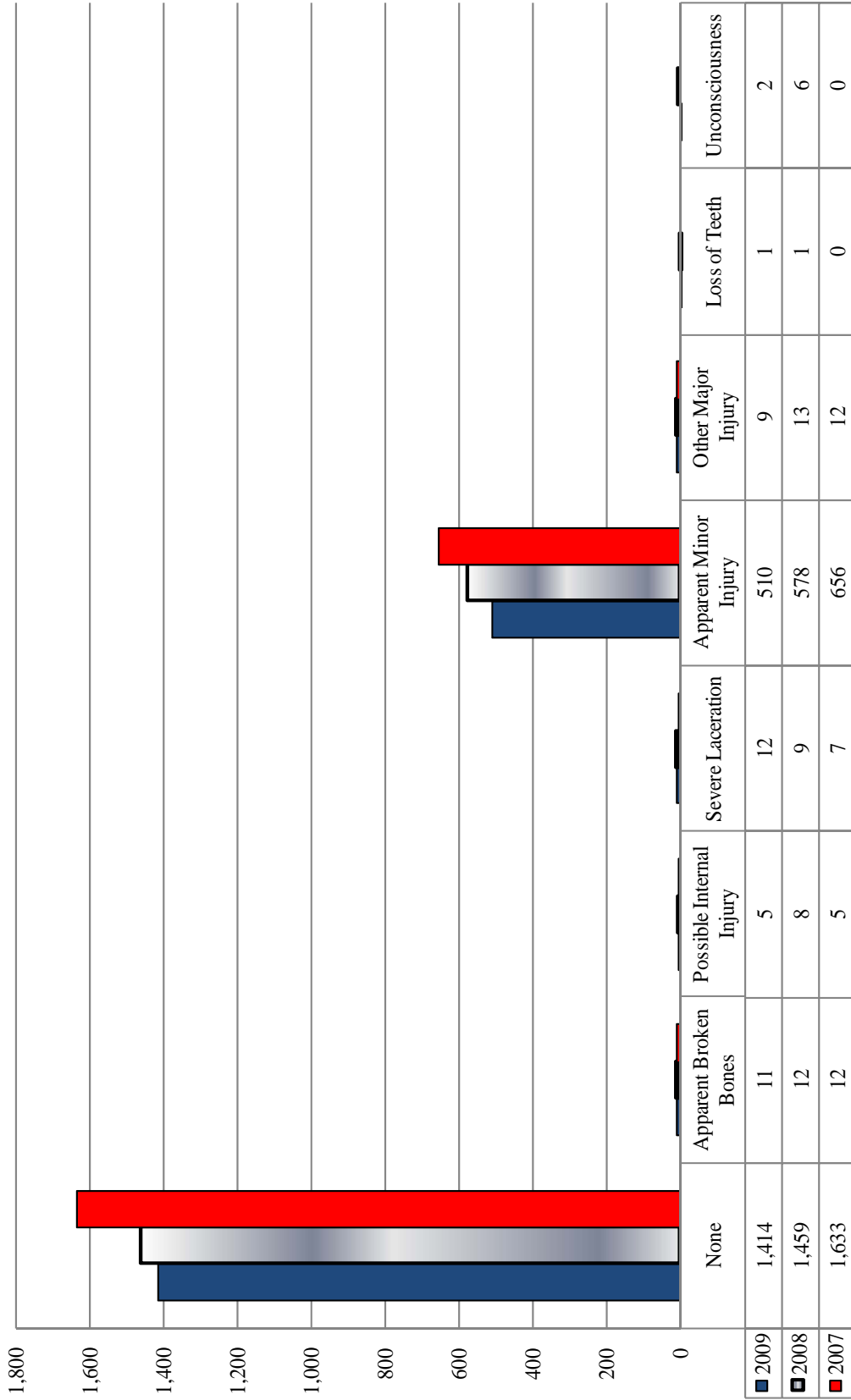


LEOKA Vehicle Assignment





LEOKA Injury Type

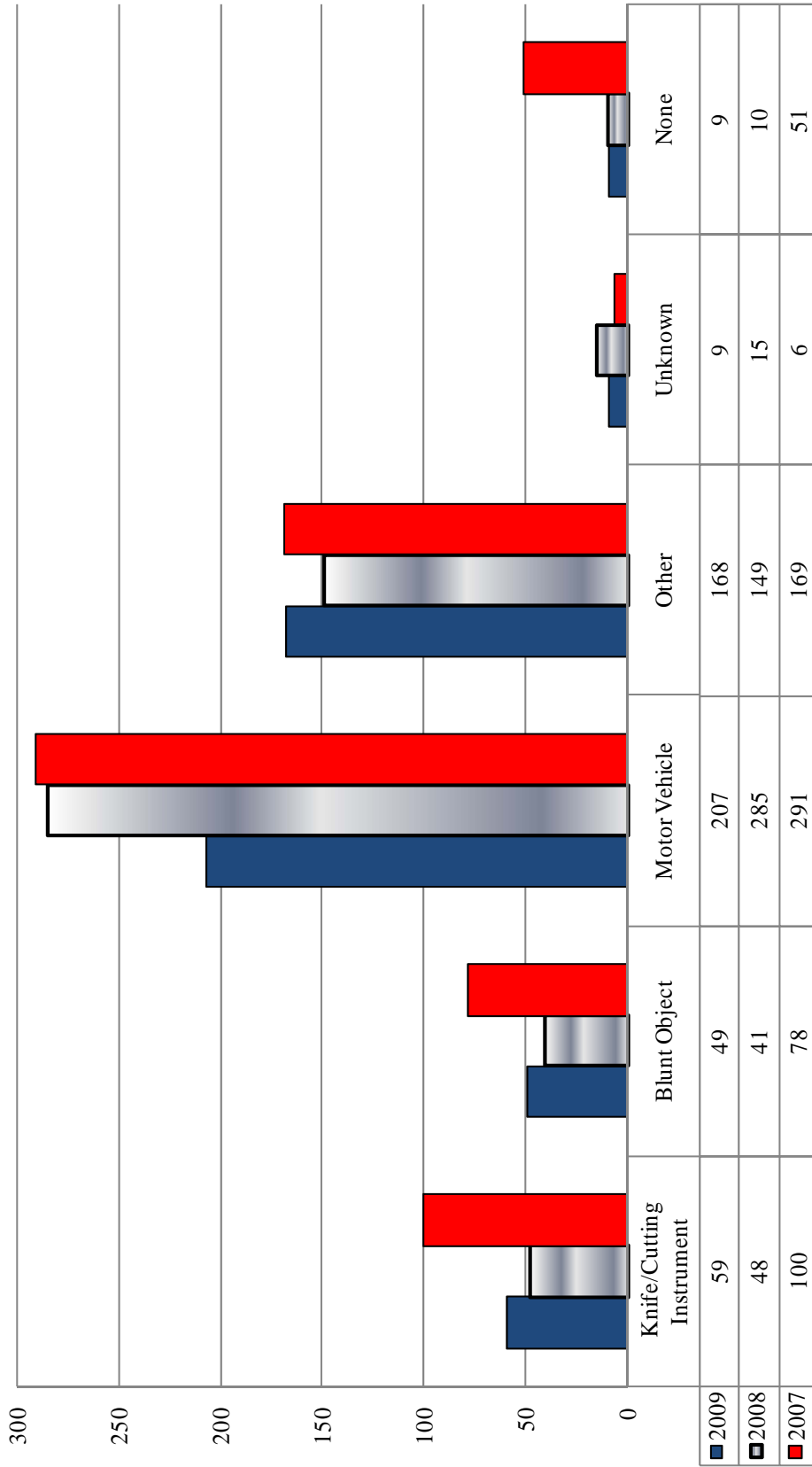


Notes: Total Injuries: 2007 = 2,325, 2008 = 2,086, and 2009 = 1,964

Up to five (5) different Injury Types can be reported per Victim in an incident.



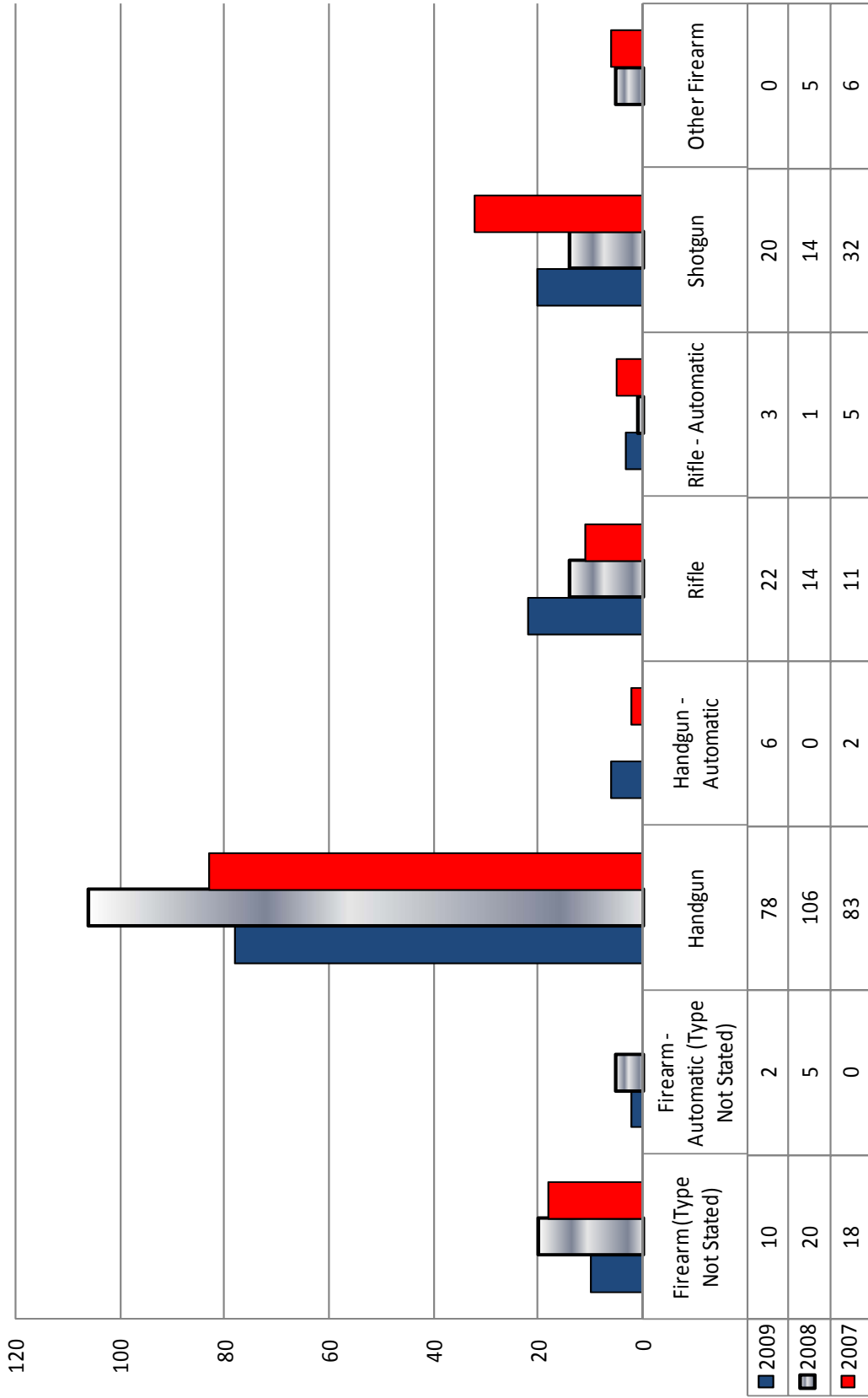
LEOKA Weapon Type Non Firearm



- Notes:**
1. For comparison purposes, the weapon type "Personal Weapons" was excluded from this chart. The numbers reported for this category were: 2007 = 1,548, 2008 = 1,430, and 2009 = 1,413.
 2. The weapon type "Other" also includes the following categories: Asphyxiation, Poison, Drugs, Explosives, and Fire/Incendiary Device.
 3. Up to three (3) different Weapon Types can be entered per offense per incident.



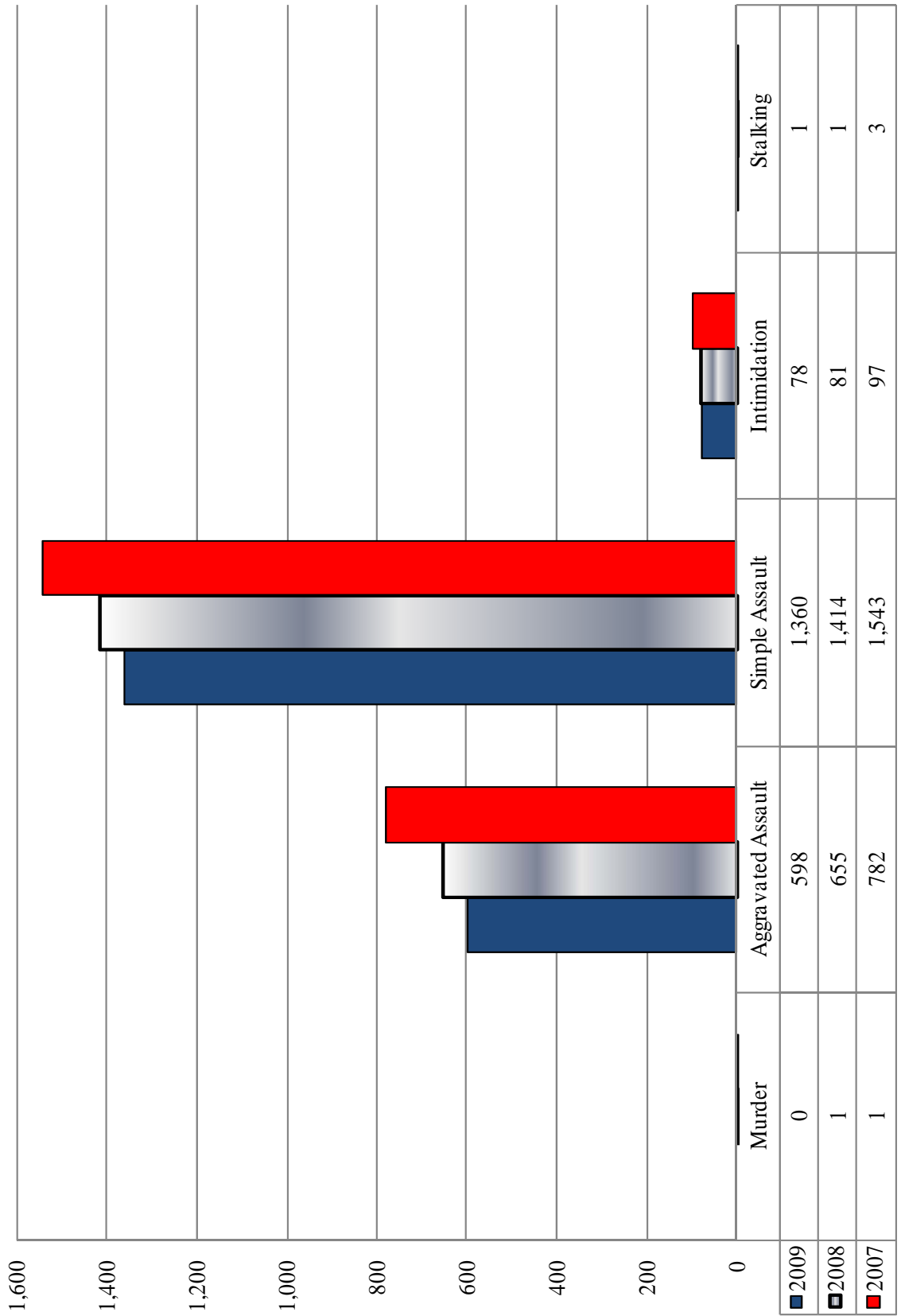
Firearms Used in LEOKA Incidents



Notes: Total Firearms: 2007 = 157, 2008 = 165, and 2009 = 142.
 No Firearms were reported for the categories: Shotgun - Automatic or Other Firearm - Automatic.

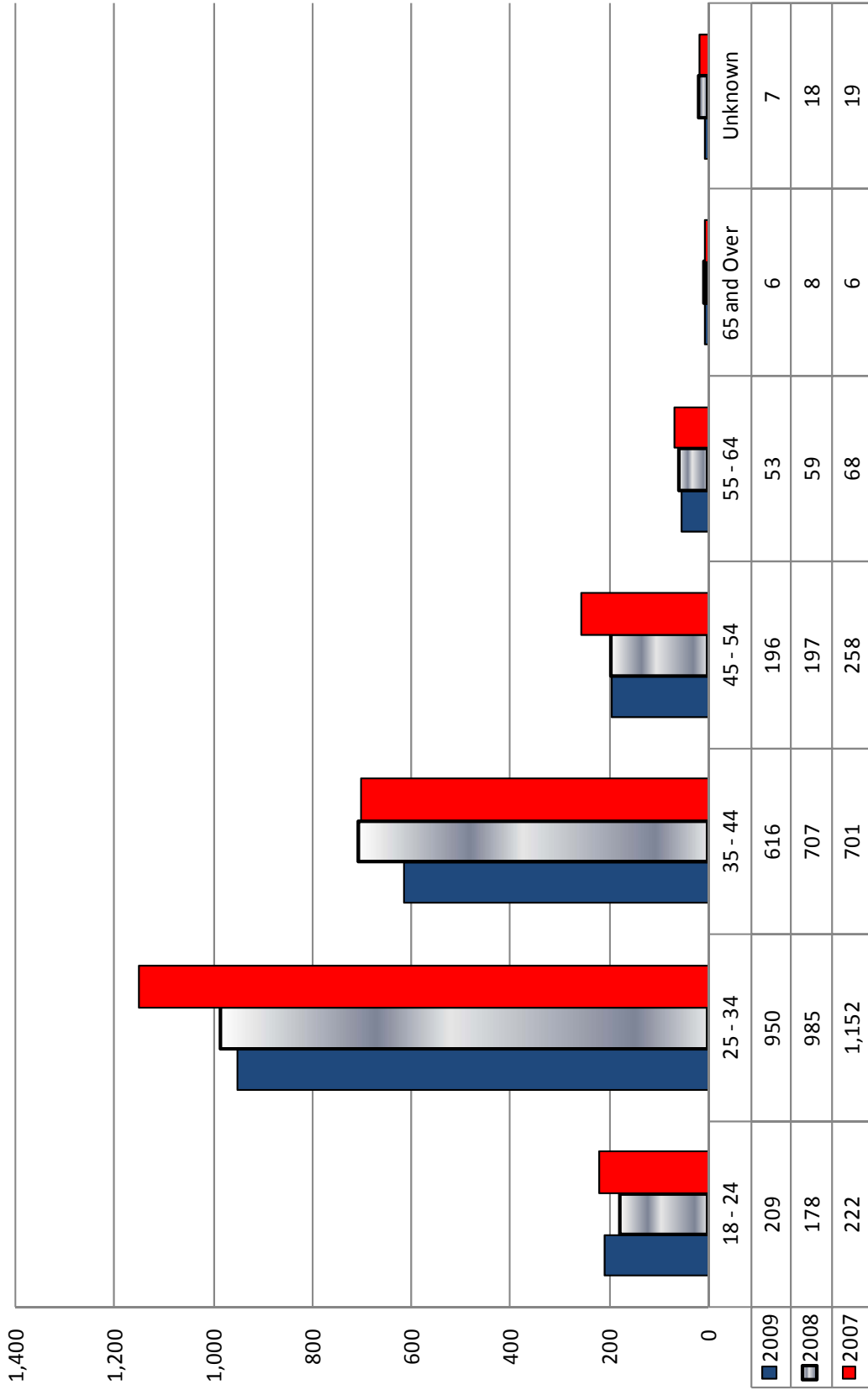


LEOKA Incidents by TIBRS Offense






LEOKA Victims by Age



Notes: In the age group for 65 and Over, for the year 2009, one (1) victim was reported with the age of Over 98.
 In the age group for 65 and Over, for the year 2007, one (1) victim was reported with the age of Over 98.

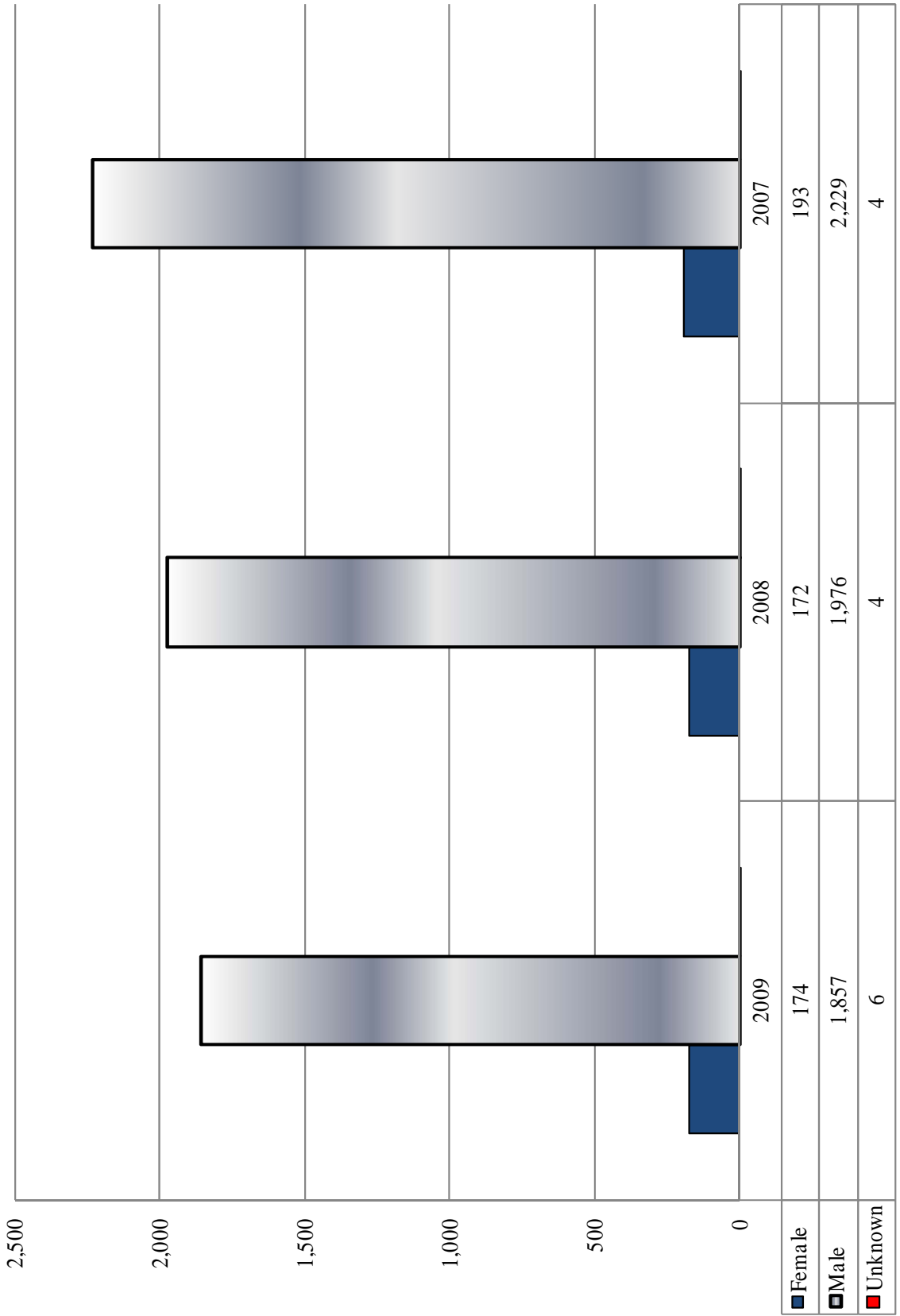


LEOKA Victim by Race



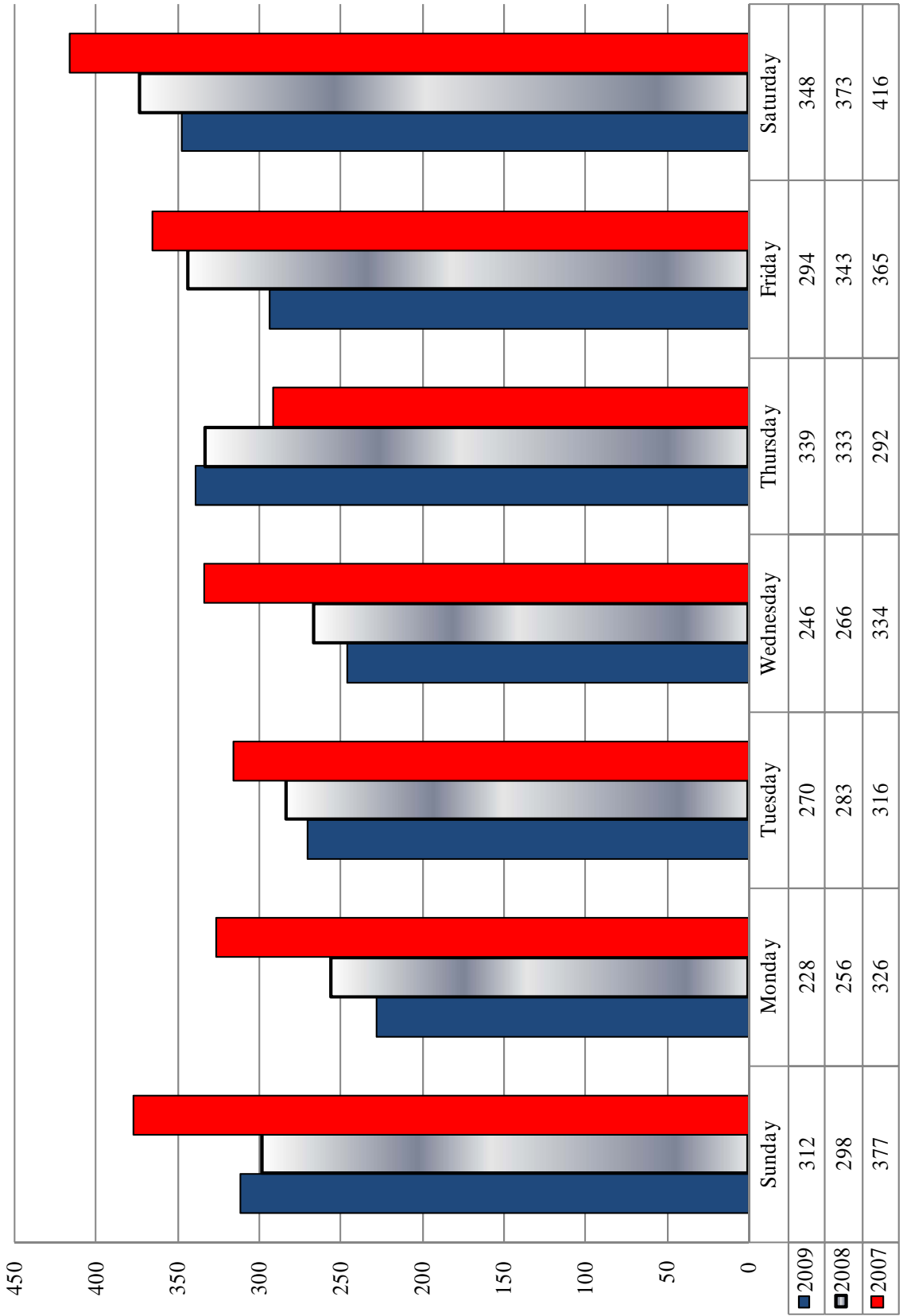


LEOKA Victim by Gender



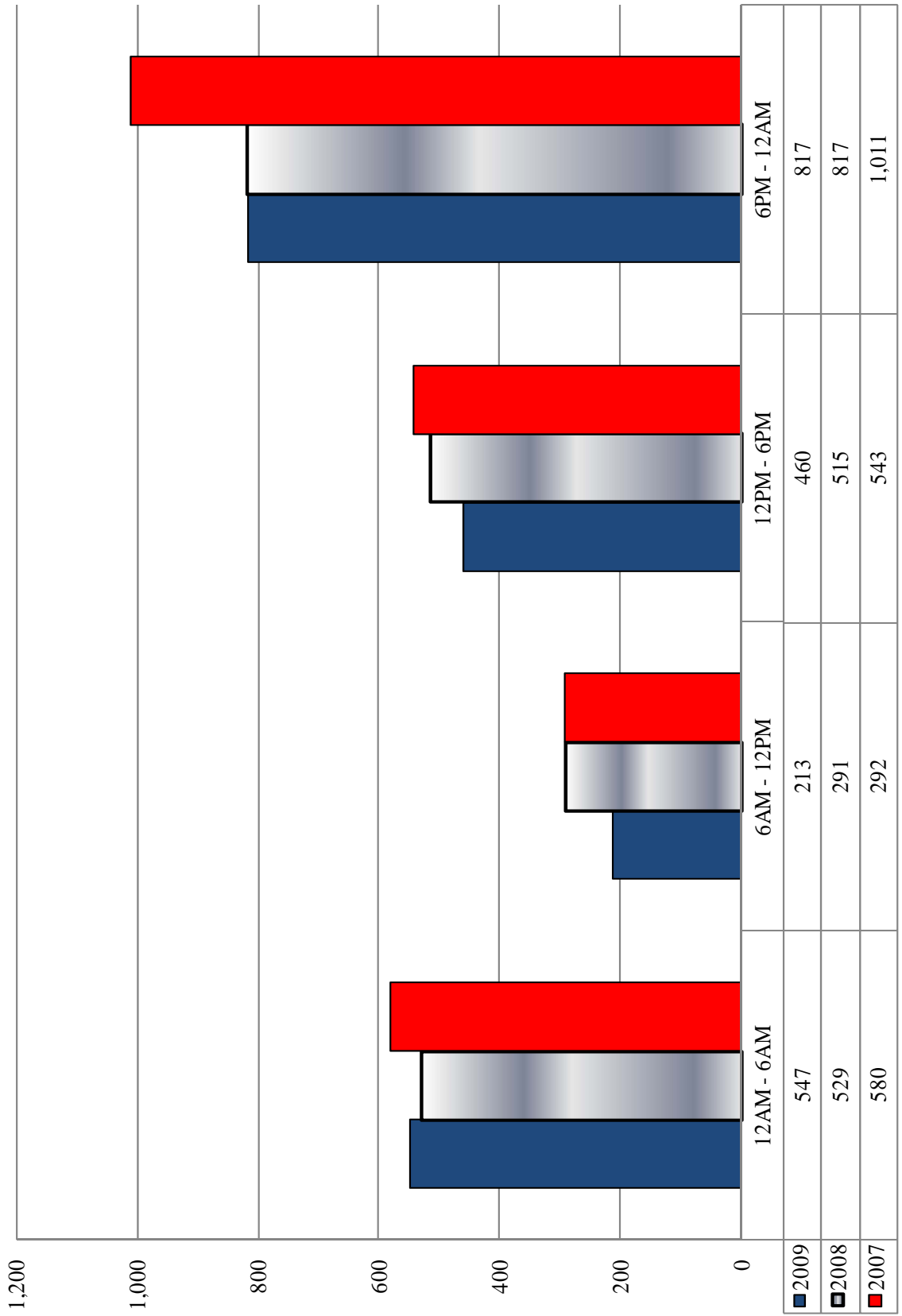


LEOKA by Day of Week



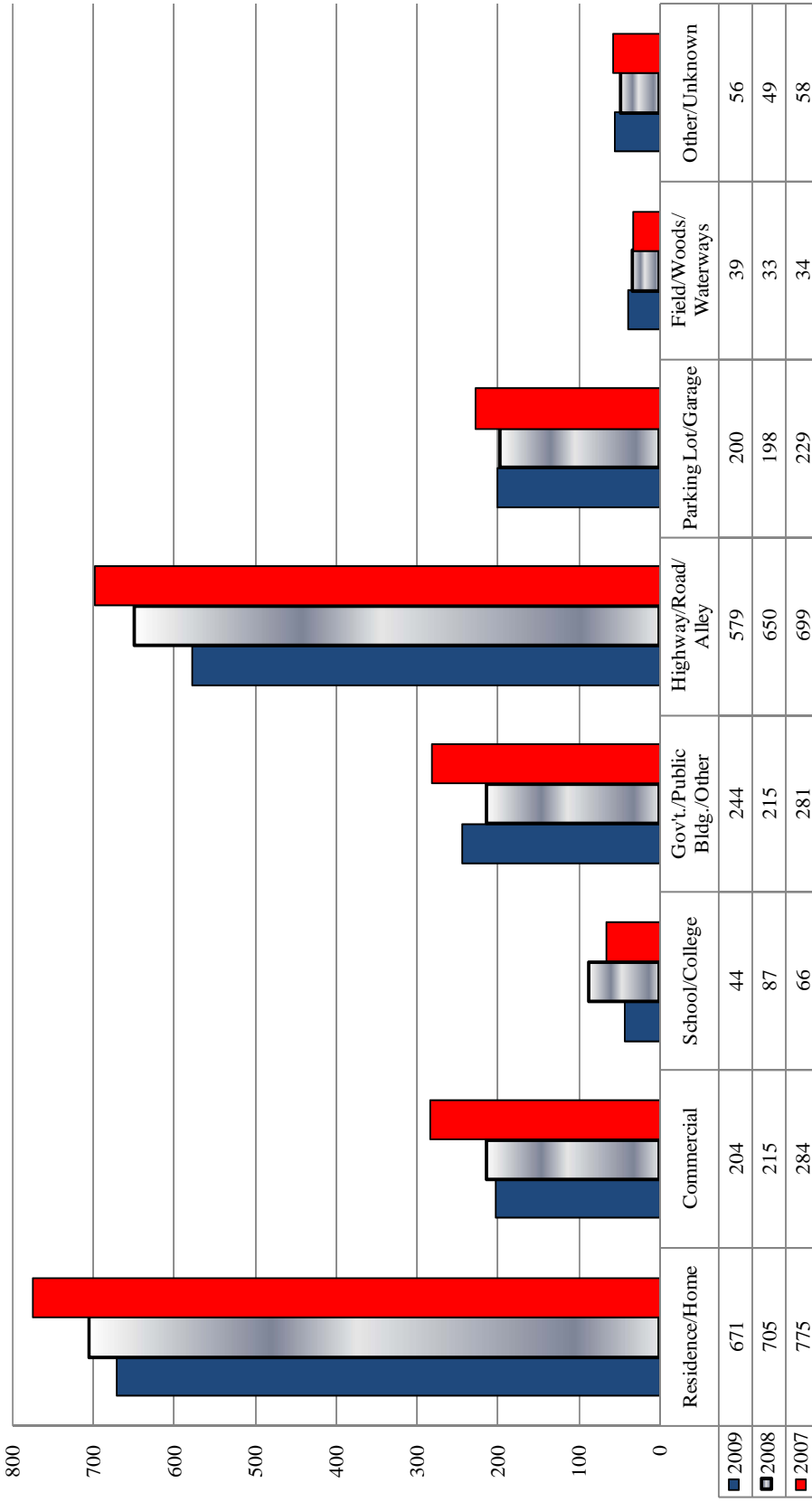


LEOKA by Time of Day





LEOKA by Location Group



Notes: No incidents were reported with the location of Construction Site.

Commercial locations include:

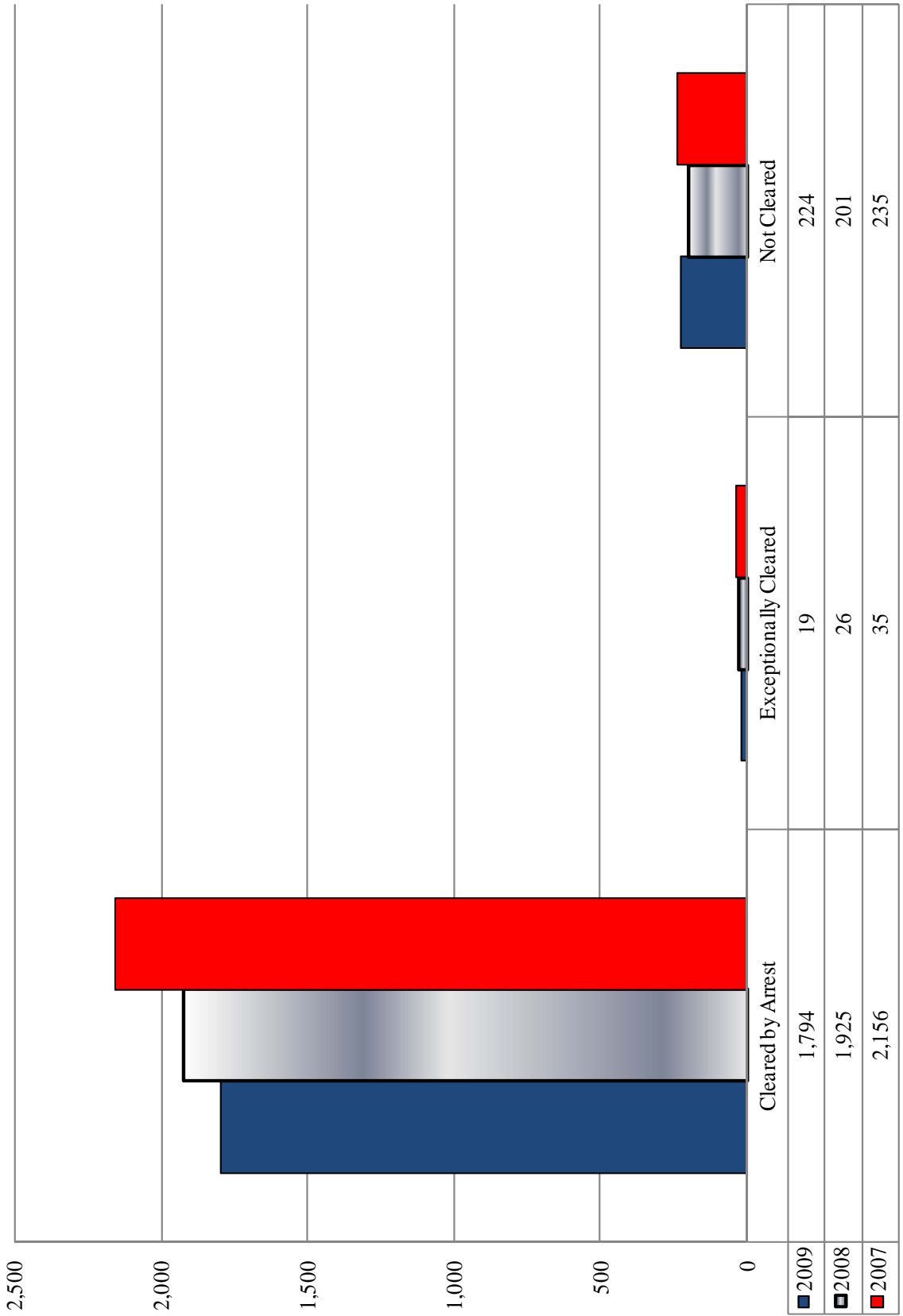
- Air/Bus/Train Terminal
- Bank/Savings & Loan
- Bar/Night Club
- Commercial/Office Bldg.
- Dept./Discount Store
- Drug Store / Doctor's
- Grocery/Supermarket
- Hotel/Motel/Etc.
- Liquor Store
- Rental Storage Facility
- Office/Hospital
- Restaurant
- Services/Gas Station
- Specialty Store (TV,Fur,etc)

Public Buildings / Other locations include:

- Church/Synagogue/Temple
- Government/Public Buildings
- Jail Prison



LEOKA Clearance



**2009
LEOKA ACTIVITY
TYPE
BY
AGENCY**



LEOKA Activity Type						
Agency Name	Responding to Disturbance	Burglary in Progress or Pursuit	Robbery in Progress or Pursuit	Attempting Other Arrests	Civil Disorder	Handling/Transporting/Custody of Prisoners
Statewide Total	642	29	32	392	22	254
Anderson County Sheriff's Department	1	0	0	2	0	12
Bedford County Sheriff's Department	3	0	0	2	0	2
Benton County Sheriff's Department	4	0	0	0	0	5
Blount County Sheriff's Department	5	0	0	1	0	2
Bradley County Sheriff's Department	16	0	0	0	0	4
Campbell County Sheriff's Department	0	0	0	0	0	2
Cannon County Sheriff's Department	4	0	0	2	0	0
Carroll County Sheriff's Department	0	0	0	0	0	1
Carter County Sheriff's Department	2	0	0	1	0	2
Cheatham County Sheriff's Department	3	0	0	2	0	1
Chester County Sheriff's Department	0	0	0	0	0	0
Claiborne County Sheriff's Department	0	0	0	2	0	1
Coffee County Sheriff's Department	1	0	0	0	0	0
Crockett County Sheriff's Department	0	0	0	0	0	3
Cumberland County Sheriff's Department	0	0	0	1	0	0
Decatur County Sheriff's Department	0	0	0	0	0	0



LEOKA Activity Type						
Agency Name	Investigating Suspicious Person/Circumstances	Ambush No Warning	Mentally Deranged	Traffic Pursuits/Stops	All Other	Total
Statewide Total	144	10	27	206	279	2,037
Anderson County Sheriff's Department	0	0	0	5	1	21
Bedford County Sheriff's Department	0	0	0	1	2	10
Benton County Sheriff's Department	2	0	0	0	0	11
Blount County Sheriff's Department	0	0	0	0	2	10
Bradley County Sheriff's Department	4	1	2	2	0	29
Campbell County Sheriff's Department	0	0	0	0	3	5
Cannon County Sheriff's Department	0	0	0	0	1	7
Carroll County Sheriff's Department	0	0	0	0	0	1
Carter County Sheriff's Department	0	0	0	0	0	5
Cheatham County Sheriff's Department	0	0	0	0	0	6
Chester County Sheriff's Department	0	2	0	0	2	4
Claiborne County Sheriff's Department	0	0	0	0	3	6
Coffee County Sheriff's Department	0	0	0	1	0	2
Crockett County Sheriff's Department	0	0	0	0	0	3
Cumberland County Sheriff's Department	0	0	0	0	0	1
Decatur County Sheriff's Department	1	0	0	0	0	1



LEOKA Activity Type						
Agency Name	Responding to Disturbance	Burglary in Progress or Pursuit	Robbery in Progress or Pursuit	Attempting Other Arrests	Civil Disorder	Handling/Transporting/Custody of Prisoners
Decatur County Sheriff's Department	0	0	0	0	0	0
Dickson County Sheriff's Department	2	0	0	1	0	1
Fayette County Sheriff's Department	4	0	0	0	0	0
Fentress County Sheriff's Department	7	0	0	1	0	2
Franklin County Sheriff's Department	2	0	0	8	0	3
Gibson County Sheriff's Department	1	0	0	2	0	3
Giles County Sheriff's Department	0	0	0	0	0	1
Grainger County Sheriff's Department	2	0	0	0	0	0
Greene County Sheriff's Department	2	0	0	0	0	0
Grundy County Sheriff's Department	0	0	0	0	0	1
Hamblen County Sheriff's Department	4	0	0	2	0	7
Hamilton County Sheriff's Department	12	0	1	11	1	3
Hardeman County Sheriff's Department	2	0	0	1	0	0
Hardin County Sheriff's Department	1	0	0	1	0	2
Hawkins County Sheriff's Department	1	0	0	0	0	0
Haywood County Sheriff's Department	1	0	0	1	0	0
Henderson County Sheriff's Department	1	0	0	0	0	0



LEOKA Activity Type						
Agency Name	Investigating Suspicious Person/Circumstances	Ambush No Warning	Mentally Deranged	Traffic Pursuits/Stops	All Other	Total
Decatur County Sheriff's Department	1	0	0	0	0	1
Dickson County Sheriff's Department	0	2	0	2	1	9
Fayette County Sheriff's Department	3	0	0	0	0	7
Fentress County Sheriff's Department	0	0	0	0	0	10
Franklin County Sheriff's Department	0	0	0	0	0	13
Gibson County Sheriff's Department	0	0	0	1	0	7
Giles County Sheriff's Department	0	0	0	0	1	2
Grainger County Sheriff's Department	0	0	0	0	0	2
Greene County Sheriff's Department	0	0	0	0	1	3
Grundy County Sheriff's Department	0	0	0	0	1	2
Hamblen County Sheriff's Department	0	0	0	0	1	14
Hamilton County Sheriff's Department	2	0	2	2	8	42
Hardeman County Sheriff's Department	0	0	0	0	2	5
Hardin County Sheriff's Department	0	0	0	0	0	4
Hawkins County Sheriff's Department	0	0	0	0	0	1
Haywood County Sheriff's Department	0	0	0	0	0	2
Henderson County Sheriff's Department	0	0	0	0	0	1



LEOKA Activity Type						
Agency Name	Responding to Disturbance	Burglary in Progress or Pursuit	Robbery in Progress or Pursuit	Attempting Other Arrests	Civil Disorder	Handling/Transporting/Custody of Prisoners
Henry County Sheriff's Department	1	0	0	1	0	5
Hickman County Sheriff's Department	1	0	0	0	0	0
Humphreys County Sheriff's Department	4	0	0	0	0	0
Jackson County Sheriff's Department	0	0	0	1	0	0
Jefferson County Sheriff's Department	4	1	0	2	0	1
Johnson County Sheriff's Department	0	0	0	3	1	1
Knox County Sheriff's Department	11	1	0	9	0	11
Lake County Sheriff's Department	3	0	0	0	0	1
Lauderdale County Sheriff's Department	1	0	0	0	0	0
Lawrence County Sheriff's Department	0	0	0	3	0	3
Lewis County Sheriff's Department	1	0	0	0	0	1
Lincoln County Sheriff's Department	1	0	0	0	0	0
Loudon County Sheriff's Department	1	0	0	0	0	6
Macon County Sheriff's Department	2	0	0	0	0	0
Madison County Sheriff's Department	5	1	0	3	1	1
Marion County Sheriff's Department	1	0	0	1	0	0



LEOKA Activity Type						
Agency Name	Investigating Suspicious Person/Circumstances	Ambush No Warning	Mentally Deranged	Traffic Pursuits/Stops	All Other	Total
Henry County Sheriff's Department	0	0	0	3	0	10
Hickman County Sheriff's Department	0	0	0	0	11	12
Humphreys County Sheriff's Department	0	0	0	1	1	6
Jackson County Sheriff's Department	0	0	0	0	0	1
Jefferson County Sheriff's Department	0	0	0	1	0	9
Johnson County Sheriff's Department	0	0	0	1	6	12
Knox County Sheriff's Department	0	0	0	1	2	35
Lake County Sheriff's Department	1	0	0	0	1	6
Lauderdale County Sheriff's Department	0	0	0	1	0	2
Lawrence County Sheriff's Department	1	0	0	0	0	7
Lewis County Sheriff's Department	0	0	0	0	0	2
Lincoln County Sheriff's Department	0	0	0	3	2	6
Loudon County Sheriff's Department	0	0	0	0	0	7
Macon County Sheriff's Department	0	0	0	0	0	2
Madison County Sheriff's Department	0	0	0	3	2	16
Marion County Sheriff's Department	0	0	0	0	0	2



LEOKA Activity Type						
Agency Name	Responding to Disturbance	Burglary in Progress or Pursuit	Robbery in Progress or Pursuit	Attempting Other Arrests	Civil Disorder	Handling/Transporting/Custody of Prisoners
Maury County Sheriff's Department	1	0	0	3	0	0
McMinn County Sheriff's Department	1	0	0	2	0	5
McNairy County Sheriff's Department	2	0	0	0	0	0
Meigs County Sheriff's Department	1	0	0	0	0	0
Metro Hartsville/Trousdale County Sheriff's Dept.	0	0	0	1	0	0
Monroe County Sheriff's Department	2	0	0	1	0	0
Montgomery County Sheriff's Department	5	0	0	3	1	3
Morgan County Sheriff's Department	1	0	0	0	0	0
Overton County Sheriff's Department	4	0	0	2	0	0
Polk County Sheriff's Department	0	0	0	1	0	0
Putnam County Sheriff's Department	2	0	0	0	0	0
Rhea County Sheriff's Department	2	0	0	1	0	5
Roane County Sheriff's Department	2	0	0	1	0	0
Robertson County Sheriff's Department	1	0	0	1	0	0
Rutherford County Sheriff's Department	2	0	0	4	0	2
Scott County Sheriff's Department	6	0	0	2	0	2



LEOKA Activity Type						
Agency Name	Investigating Suspicious Person/Circumstances	Ambush No Warning	Mentally Deranged	Traffic Pursuits/Stops	All Other	Total
Maury County Sheriff's Department	0	0	0	0	0	4
McMinn County Sheriff's Department	0	0	2	3	1	14
McNairy County Sheriff's Department	0	0	0	0	0	2
Meigs County Sheriff's Department	1	0	0	0	0	2
Metro Hartsville/Trousdale County Sheriff's Dept.	0	0	0	0	0	1
Monroe County Sheriff's Department	0	0	0	0	1	4
Montgomery County Sheriff's Department	3	0	0	1	3	19
Morgan County Sheriff's Department	0	0	0	0	1	2
Overton County Sheriff's Department	3	0	0	0	0	9
Polk County Sheriff's Department	0	0	0	0	0	1
Putnam County Sheriff's Department	0	0	0	0	0	2
Rhea County Sheriff's Department	0	0	0	2	0	10
Roane County Sheriff's Department	0	0	0	3	3	9
Robertson County Sheriff's Department	0	0	0	0	0	2
Rutherford County Sheriff's Department	1	0	0	1	2	12
Scott County Sheriff's Department	0	0	0	0	4	14



LEOKA Activity Type						
Agency Name	Responding to Disturbance	Burglary in Progress or Pursuit	Robbery in Progress or Pursuit	Attempting Other Arrests	Civil Disorder	Handling/Transporting/Custody of Prisoners
Sequatchie County Sheriff's Department	0	0	0	0	0	0
Sevier County Sheriff's Department	7	0	0	0	0	0
Shelby County Sheriff's Department	19	0	0	20	0	5
Sullivan County Sheriff's Department	9	0	0	11	0	0
Sumner County Sheriff's Department	0	0	0	2	0	0
Tipton County Sheriff's Department	2	0	0	2	0	1
Unicoi County Sheriff's Department	0	0	0	0	0	0
Union County Sheriff's Department	3	0	0	0	0	0
Warren County Sheriff's Department	0	0	0	3	0	0
Washington County Sheriff's Department	3	1	0	6	0	1
Wayne County Sheriff's Department	0	0	0	0	0	1
Weakley County Sheriff's Department	3	0	0	1	0	0
White County Sheriff's Department	1	0	0	0	0	0
Williamson County Sheriff's Department	1	0	1	0	0	9
Wilson County Sheriff's Department	2	0	0	1	0	5
Alamo Police Department	3	0	0	0	0	0



LEOKA Activity Type						
Agency Name	Investigating Suspicious Person/Circumstances	Ambush No Warning	Mentally Deranged	Traffic Pursuits/Stops	All Other	Total
Sequatchie County Sheriff's Department	0	0	0	1	4	5
Sevier County Sheriff's Department	0	0	0	0	0	7
Shelby County Sheriff's Department	11	0	0	4	4	63
Sullivan County Sheriff's Department	0	0	0	1	8	29
Sumner County Sheriff's Department	0	0	0	1	0	3
Tipton County Sheriff's Department	1	0	0	0	0	6
Unicoi County Sheriff's Department	0	0	0	0	2	2
Union County Sheriff's Department	0	0	0	1	0	4
Warren County Sheriff's Department	0	0	1	0	0	4
Washington County Sheriff's Department	0	0	0	1	12	24
Wayne County Sheriff's Department	0	0	0	0	0	1
Weakley County Sheriff's Department	0	0	0	0	0	4
White County Sheriff's Department	0	0	0	0	0	1
Williamson County Sheriff's Department	0	0	0	0	1	12
Wilson County Sheriff's Department	0	0	3	6	1	18
Alamo Police Department	0	0	0	0	0	3



LEOKA Activity Type						
Agency Name	Responding to Disturbance	Burglary in Progress or Pursuit	Robbery in Progress or Pursuit	Attempting Other Arrests	Civil Disorder	Handling/Transporting/Custody of Prisoners
Ashland City Police Department	0	0	0	2	0	0
Athens Police Department	2	0	0	1	0	2
Baxter Police Department	1	0	0	0	0	0
Bean Station Police Department	2	0	0	0	0	0
Bells Police Department	1	0	0	0	0	0
Bolivar Police Department	0	0	0	0	0	3
Brentwood Police Department	0	0	1	0	0	0
Bristol Police Department	5	0	0	0	0	1
Brownsville Police Department	1	0	0	0	0	0
Calhoun Police Department	0	0	0	1	0	0
Camden Police Department	0	0	0	0	0	0
Carthage Police Department	2	0	0	0	0	0
Caryville Police Department	0	0	0	0	0	0
Celina Police Department	2	0	0	0	0	0
Centerville Police Department	1	0	0	2	0	2
Chattanooga Housing Authority	0	0	0	0	0	0



LEOKA Activity Type						
Agency Name	Investigating Suspicious Person/Circumstances	Ambush No Warning	Mentally Deranged	Traffic Pursuits/Stops	All Other	Total
Ashland City Police Department	0	0	0	0	0	2
Athens Police Department	1	0	0	1	3	10
Baxter Police Department	0	0	0	0	0	1
Bean Station Police Department	0	0	0	0	0	2
Bells Police Department	0	0	0	0	0	1
Bolivar Police Department	0	0	0	1	0	4
Brentwood Police Department	0	0	0	0	0	1
Bristol Police Department	1	0	1	1	1	10
Brownsville Police Department	0	0	1	2	2	6
Calhoun Police Department	0	0	0	0	0	1
Camden Police Department	0	0	0	0	2	2
Carthage Police Department	0	0	0	0	0	2
Caryville Police Department	1	0	0	0	0	1
Celina Police Department	0	0	0	0	1	3
Centerville Police Department	0	0	0	0	0	5
Chattanooga Housing Authority	0	0	0	0	1	1



LEOKA Activity Type						
Agency Name	Responding to Disturbance	Burglary in Progress or Pursuit	Robbery in Progress or Pursuit	Attempting Other Arrests	Civil Disorder	Handling/Transporting/Custody of Prisoners
Chattanooga Police Department	31	0	2	20	7	3
Church Hill Public Safety	1	0	0	0	0	0
Clarksville Police Department	23	0	1	9	0	2
Cleveland Police Department	15	0	1	2	0	0
Clifton Police Department	0	0	0	0	0	0
Clinton Police Department	1	0	0	0	0	0
Collegedale Police Department	0	0	0	0	0	0
Collierville Police Department	0	0	0	3	0	0
Columbia Police Department	8	3	3	3	0	2
Cookeville Police Department	2	0	0	0	0	0
Cornersville Police Department	0	0	0	0	0	0
Crossville Police Department	1	0	0	0	0	0
Crump Police Department	1	0	0	0	0	0
Cumberland City Police Department	0	0	0	0	0	0
Cumberland Gap Police Department	0	0	0	0	0	0
Dayton Police Department	0	0	0	1	0	0



LEOKA Activity Type						
Agency Name	Investigating Suspicious Person/Circumstances	Ambush No Warning	Mentally Deranged	Traffic Pursuits/Stops	All Other	Total
Chattanooga Police Department	7	0	2	1	14	87
Church Hill Public Safety	0	0	0	0	2	3
Clarksville Police Department	0	0	0	0	1	36
Cleveland Police Department	0	0	0	0	1	19
Clifton Police Department	0	0	0	1	0	1
Clinton Police Department	0	0	0	0	0	1
Collegedale Police Department	1	0	0	4	0	5
Collierville Police Department	0	0	1	5	3	12
Columbia Police Department	3	0	0	5	4	31
Cookeville Police Department	1	0	0	1	0	4
Cornersville Police Department	0	0	1	0	0	1
Crossville Police Department	0	0	0	0	0	1
Crump Police Department	0	0	0	0	0	1
Cumberland City Police Department	0	0	0	0	1	1
Cumberland Gap Police Department	1	0	0	0	0	1
Dayton Police Department	0	0	0	0	0	1



LEOKA Activity Type						
Agency Name	Responding to Disturbance	Burglary in Progress or Pursuit	Robbery in Progress or Pursuit	Attempting Other Arrests	Civil Disorder	Handling/Transporting/Custody of Prisoners
Decherd Police Department	1	0	0	1	0	0
Dickson Police Department	0	0	0	1	0	0
Dresden Police Department	1	0	0	0	0	0
Dunlap Police Department	0	0	0	0	0	0
Dyer Police Department	1	0	0	0	0	0
Dyersburg Police Department	1	0	0	3	0	2
East Ridge Police Department	5	0	0	1	0	0
Elizabethton Police Department	0	0	0	0	0	1
Erwin Police Department	0	0	0	0	0	0
Ethridge Police Department	0	0	0	0	0	0
Etowah Police Department	0	0	0	2	0	0
Fairview Police Department	2	0	0	1	0	0
Fayetteville Police Department	1	0	0	2	0	0
Franklin Police Department	5	0	4	1	0	2
Gadsden Police Department	0	0	0	0	0	0
Gallatin Police Department	2	0	0	2	0	0



LEOKA Activity Type						
Agency Name	Investigating Suspicious Person/Circumstances	Ambush No Warning	Mentally Deranged	Traffic Pursuits/Stops	All Other	Total
Decherd Police Department	0	0	0	0	2	4
Dickson Police Department	0	0	2	0	0	3
Dresden Police Department	0	0	0	0	0	1
Dunlap Police Department	0	0	0	1	0	1
Dyer Police Department	0	0	0	0	0	1
Dyersburg Police Department	1	0	0	2	6	15
East Ridge Police Department	0	0	0	3	0	9
Elizabethton Police Department	0	0	0	0	0	1
Erwin Police Department	2	0	0	0	0	2
Ethridge Police Department	0	0	0	0	1	1
Etowah Police Department	0	0	0	0	1	3
Fairview Police Department	0	0	0	0	0	3
Fayetteville Police Department	0	0	1	1	0	5
Franklin Police Department	1	0	0	1	1	15
Gadsden Police Department	1	0	0	0	0	1
Gallatin Police Department	0	0	0	3	0	7



LEOKA Activity Type						
Agency Name	Responding to Disturbance	Burglary in Progress or Pursuit	Robbery in Progress or Pursuit	Attempting Other Arrests	Civil Disorder	Handling/Transporting/Custody of Prisoners
Gatlinburg Police Department	4	0	0	1	0	4
Germantown Police Department	1	0	0	0	0	0
Gibson Police Department	0	0	0	0	0	0
Goodlettsville Police Department	2	0	0	4	1	0
Gordonsville Police Department	0	0	0	0	0	0
Graysville Police Department	1	0	0	0	0	0
Greenbrier Police Department	1	0	0	0	0	1
Greeneville Police Department	1	0	0	0	0	0
Harriman Police Department	1	0	0	0	0	0
Henderson Police Department	1	0	0	0	0	0
Hendersonville Police Department	4	0	0	6	0	0
Hohenwald Police Department	2	0	0	0	0	1
Humboldt Police Department	2	0	0	0	0	1
Huntingdon Police Department	2	0	0	0	0	0
Huntland Police Department	0	0	0	1	0	0
Jacksboro Police Department	0	0	0	0	0	0



LEOKA Activity Type						
Agency Name	Investigating Suspicious Person/Circumstances	Ambush No Warning	Mentally Deranged	Traffic Pursuits/Stops	All Other	Total
Gatlinburg Police Department	0	0	0	0	0	9
Germantown Police Department	1	0	0	0	0	2
Gibson Police Department	1	0	0	0	0	1
Goodlettsville Police Department	0	0	0	2	0	9
Gordonsville Police Department	0	0	0	1	0	1
Graysville Police Department	0	0	0	0	0	1
Greenbrier Police Department	0	0	0	0	0	2
Greeneville Police Department	0	0	0	0	1	2
Harriman Police Department	0	0	0	2	4	7
Henderson Police Department	0	0	0	0	1	2
Hendersonville Police Department	0	0	0	1	0	11
Hohenwald Police Department	0	0	0	0	1	4
Humboldt Police Department	1	0	0	0	1	5
Huntingdon Police Department	0	0	0	0	0	2
Huntland Police Department	0	0	0	0	0	1
Jacksboro Police Department	1	0	0	0	0	1



LEOKA Activity Type						
Agency Name	Responding to Disturbance	Burglary in Progress or Pursuit	Robbery in Progress or Pursuit	Attempting Other Arrests	Civil Disorder	Handling/Transporting/Custody of Prisoners
Jackson Police Department	23	1	0	15	0	2
Jamestown Police Department	1	0	0	2	0	0
Johnson City Police Department	4	1	0	2	0	1
Jonesborough Police Department	1	0	0	0	0	0
Kimball Police Department	3	0	0	0	0	0
Kingsport Police Department	6	0	0	8	0	10
Knoxville Police Department	31	0	2	19	0	11
LaFayette Police Department	0	0	0	0	0	2
LaFollette Police Department	5	0	0	11	0	0
Lake City Police Department	0	0	0	1	0	0
LaVergne Police Department	4	0	0	0	0	1
Lawrenceburg Police Department	2	0	0	0	0	1
Lebanon Police Department	2	0	0	0	0	0
Lenoir City Police Department	0	0	0	1	0	3
Lewisburg Police Department	0	0	0	0	0	0
Lexington Police Department	1	0	0	1	0	1



LEOKA Activity Type						
Agency Name	Investigating Suspicious Person/Circumstances	Ambush No Warning	Mentally Deranged	Traffic Pursuits/Stops	All Other	Total
Jackson Police Department	1	0	0	7	4	53
Jamestown Police Department	0	0	0	0	0	3
Johnson City Police Department	0	0	0	0	0	8
Jonesborough Police Department	0	0	0	0	1	2
Kimball Police Department	0	0	0	0	0	3
Kingsport Police Department	5	0	0	7	2	38
Knoxville Police Department	13	0	0	5	6	87
LaFayette Police Department	0	0	0	0	0	2
LaFollette Police Department	0	0	0	2	0	18
Lake City Police Department	0	0	0	0	0	1
LaVergne Police Department	0	0	0	0	0	5
Lawrenceburg Police Department	1	0	0	0	4	8
Lebanon Police Department	0	0	0	0	0	2
Lenoir City Police Department	0	0	0	3	0	7
Lewisburg Police Department	0	0	0	2	1	3
Lexington Police Department	1	0	0	0	0	4



LEOKA Activity Type						
Agency Name	Responding to Disturbance	Burglary in Progress or Pursuit	Robbery in Progress or Pursuit	Attempting Other Arrests	Civil Disorder	Handling/Transporting/Custody of Prisoners
Livingston Police Department	0	0	0	0	0	0
Loretto Police Department	0	0	0	0	0	0
Madisonville Police Department	2	0	0	1	0	0
Manchester Police Department	7	0	0	0	0	1
Martin Police Department	1	0	0	0	1	0
Maryville Police Department	3	0	0	0	0	0
Mason Police Department	2	0	0	0	0	0
Maynardville Police Department	0	0	0	1	0	0
McKenzie Police Department	1	0	0	0	0	0
Memphis International Airport Police	0	0	0	0	0	0
Memphis Police Department	64	7	6	27	0	24
Middleton Police Department	2	0	0	0	0	0
Milan Police Department	0	0	0	1	0	1
Millersville Police Department	1	0	0	4	0	0
Millington Police Department	0	0	0	2	0	1
Monterey Police Department	0	0	0	1	0	0



LEOKA Activity Type						
Agency Name	Investigating Suspicious Person/Circumstances	Ambush No Warning	Mentally Deranged	Traffic Pursuits/Stops	All Other	Total
Livingston Police Department	0	0	0	1	0	1
Loretto Police Department	0	0	0	1	0	1
Madisonville Police Department	3	0	0	0	1	7
Manchester Police Department	0	0	0	0	0	8
Martin Police Department	0	0	0	0	1	3
Maryville Police Department	0	0	0	1	0	4
Mason Police Department	1	0	0	1	0	4
Maynardville Police Department	0	0	0	2	0	3
McKenzie Police Department	0	0	0	1	0	2
Memphis International Airport Police	1	0	0	0	0	1
Memphis Police Department	23	1	0	26	34	212
Middleton Police Department	0	0	0	0	0	2
Milan Police Department	0	0	0	0	0	2
Millersville Police Department	0	0	0	0	5	10
Millington Police Department	0	0	0	2	1	6
Monterey Police Department	0	0	0	0	0	1



LEOKA Activity Type						
Agency Name	Responding to Disturbance	Burglary in Progress or Pursuit	Robbery in Progress or Pursuit	Attempting Other Arrests	Civil Disorder	Handling/Transporting/Custody of Prisoners
Morristown Police Department	2	0	0	1	0	0
Mount Carmel Police Department	0	0	0	0	0	0
Mount Juliet Police Department	0	0	0	1	0	0
Mount Pleasant Police Department	0	0	0	0	0	0
Mountain City Police Department	0	1	0	0	0	0
Munford Police Department	0	0	0	0	0	1
Murfreesboro Police Department	24	3	1	7	0	3
Nashville Metro Airport Police Department	0	0	0	0	0	0
Nashville Metro Police Department	47	5	9	58	6	19
Newport Police Department	0	0	0	0	0	0
Nolensville Police Department	0	0	0	1	0	0
Norris Police Department	0	0	0	0	0	0
Oak Ridge Police Department	2	0	0	1	0	0
Oliver Springs Police Department	0	0	0	0	0	0
Oneida Police Department	1	0	0	2	0	0
Paris Police Department	1	0	0	0	0	0



LEOKA Activity Type						
Agency Name	Investigating Suspicious Person/Circumstances	Ambush No Warning	Mentally Deranged	Traffic Pursuits/Stops	All Other	Total
Morristown Police Department	0	0	0	3	2	8
Mount Carmel Police Department	0	0	0	1	1	2
Mount Juliet Police Department	0	0	0	0	0	1
Mount Pleasant Police Department	0	0	0	1	0	1
Mountain City Police Department	0	0	0	0	0	1
Munford Police Department	0	0	0	0	2	3
Murfreesboro Police Department	4	0	0	5	1	48
Nashville Metro Airport Police Department	0	0	0	0	1	1
Nashville Metro Police Department	19	4	5	22	19	213
Newport Police Department	2	0	0	0	1	3
Nolensville Police Department	0	0	0	0	0	1
Norris Police Department	0	0	0	0	1	1
Oak Ridge Police Department	1	0	0	4	0	8
Oliver Springs Police Department	0	0	0	0	1	1
Oneida Police Department	0	0	0	0	1	4
Paris Police Department	0	0	0	2	0	3



LEOKA Activity Type						
Agency Name	Responding to Disturbance	Burglary in Progress or Pursuit	Robbery in Progress or Pursuit	Attempting Other Arrests	Civil Disorder	Handling/Transporting/Custody of Prisoners
Parsons Police Department	0	0	0	0	0	1
Pigeon Forge Police Department	2	0	0	0	0	0
Pikeville Police Department	0	0	0	0	0	0
Pleasant View Police Department	0	0	0	0	0	0
Portland Police Department	4	2	0	1	0	5
Pulaski Police Department	0	2	0	1	0	1
Puryear Police Department	0	0	0	0	0	1
Ripley Police Department	1	0	0	1	0	0
Rockwood Police Department	0	0	0	0	0	0
Rogersville Police Department	3	0	0	0	0	0
Savannah Police Department	6	0	0	0	0	0
Selmer Police Department	0	0	0	0	0	2
Sevierville Police Department	1	0	0	0	0	0
Shelbyville Police Department	2	0	0	0	0	0
Signal Mountain Police Department	0	0	0	1	0	0
Smithville Police Department	6	0	0	0	0	0



LEOKA Activity Type						
Agency Name	Investigating Suspicious Person/Circumstances	Ambush No Warning	Mentally Deranged	Traffic Pursuits/Stops	All Other	Total
Parsons Police Department	0	0	0	0	0	1
Pigeon Forge Police Department	0	0	0	0	1	3
Pikeville Police Department	0	0	0	0	1	1
Pleasant View Police Department	1	0	0	0	0	1
Portland Police Department	2	0	0	0	1	15
Pulaski Police Department	0	0	0	0	1	5
Puryear Police Department	0	0	0	0	0	1
Ripley Police Department	0	0	0	1	0	3
Rockwood Police Department	0	0	0	0	1	1
Rogersville Police Department	0	0	0	0	1	4
Savannah Police Department	0	0	0	1	0	7
Selmer Police Department	0	0	0	0	0	2
Sevierville Police Department	0	0	0	1	3	5
Shelbyville Police Department	0	0	0	0	0	2
Signal Mountain Police Department	0	0	0	0	0	1
Smithville Police Department	0	0	0	0	0	6



LEOKA Activity Type						
Agency Name	Responding to Disturbance	Burglary in Progress or Pursuit	Robbery in Progress or Pursuit	Attempting Other Arrests	Civil Disorder	Handling/Transporting/Custody of Prisoners
Soddy Daisy Police Department	0	0	0	0	3	0
South Carthage Police Department	0	0	0	0	0	0
Spring Hill Police Department	2	0	0	1	0	0
Springfield Police Department	2	0	0	0	0	3
St. Joseph Police Department	0	0	0	2	0	0
Sweetwater Police Department	3	0	0	0	0	0
Tazewell Police Department	6	0	0	2	0	1
Tellico Plains Police Department	0	0	0	0	0	1
Tiptonville Police Department	1	0	0	0	0	0
Trenton Police Department	0	0	0	0	0	0
Tri-Cities Airport Public Safety Department	0	0	0	0	0	0
Tullahoma Police Department	3	0	0	3	0	1
Union City Police Department	1	0	0	1	0	0
Vonore City Police Department	2	0	0	0	0	0
Watertown Police Department	0	0	0	2	0	0
Westmoreland Police Department	1	0	0	0	0	0



LEOKA Activity Type						
Agency Name	Investigating Suspicious Person/Circumstances	Ambush No Warning	Mentally Deranged	Traffic Pursuits/ Stops	All Other	Total
Soddy Daisy Police Department	3	0	0	2	3	11
South Carthage Police Department	0	0	0	0	1	1
Spring Hill Police Department	0	0	0	0	0	3
Springfield Police Department	0	0	0	3	0	8
St. Joseph Police Department	0	0	0	0	0	2
Sweetwater Police Department	1	0	0	3	0	7
Tazewell Police Department	0	0	0	2	1	12
Tellico Plains Police Department	0	0	0	0	0	1
Tiptonville Police Department	0	0	0	0	0	1
Trenton Police Department	0	0	0	0	2	2
Tri-Cities Airport Public Safety Department	0	0	0	0	1	1
Tullahoma Police Department	0	0	0	0	0	7
Union City Police Department	0	0	0	0	2	4
Vonore City Police Department	0	0	0	0	0	2
Watertown Police Department	0	0	0	0	0	2
Westmoreland Police Department	0	0	0	0	0	1



LEOKA Activity Type						
Agency Name	Responding to Disturbance	Burglary in Progress or Pursuit	Robbery in Progress or Pursuit	Attempting Other Arrests	Civil Disorder	Handling/Transporting/Custody of Prisoners
Whiteville Police Department	1	0	0	0	0	0
Winchester Police Department	2	0	0	2	0	1
Woodbury Police Department	4	0	0	0	0	0
University of Memphis	0	0	0	1	0	0
University of Tennessee Health Sciences Center	1	0	0	2	0	0
University of the South	0	0	0	0	0	1
Vanderbilt University	1	0	0	1	0	0
15th Judicial Drug Task Force	1	0	0	0	0	0
1st Judicial Drug Task Force	0	0	0	0	0	0
27th Judicial Drug Task Force	0	0	0	0	0	0
Tennessee Bureau of Investigation	0	0	0	0	0	0
Tennessee Department of Safety	0	0	0	1	0	0
Tennessee Wildlife Resources Agency	0	0	0	0	0	0



LEOKA Activity Type						
Agency Name	Investigating Suspicious Person/Circumstances	Ambush No Warning	Mentally Deranged	Traffic Pursuits/Stops	All Other	Total
Whiteville Police Department	0	0	0	0	0	1
Winchester Police Department	0	0	0	0	0	5
Woodbury Police Department	0	0	0	0	0	4
University of Memphis	0	0	0	0	0	1
University of Tennessee Health Sciences Center	2	0	0	0	1	6
University of the South	0	0	0	0	0	1
Vanderbilt University	0	0	3	0	0	5
15th Judicial Drug Task Force	0	0	0	0	0	1
1st Judicial Drug Task Force	0	0	0	0	1	1
27th Judicial Drug Task Force	0	0	0	1	0	1
Tennessee Bureau of Investigation	0	0	0	0	1	1
Tennessee Department of Safety	1	0	0	1	10	13
Tennessee Wildlife Resources Agency	0	0	0	0	1	1



2009
Employment
Numbers
by
Agency
as of October 31, 2009



Agency	Law Enforcement Male	Law Enforcement Female	Civilian Male	Civilian Female	Total
10th Judicial DTF	14	1	0	1	16
12th Judicial DTF	2	0	0	0	2
13th Judicial DTF	4	0	1	0	5
14th Judicial DTF	2	0	0	0	2
15th Judicial DTF	4	0	0	1	5
17th Judicial DTF	6	0	0	1	7
18th Judicial DTF	5	1	0	0	6
19th Judicial DTF	9	0	1	0	10
1st Judicial DTF	5	0	0	1	6
21st Judicial DTF	9	1	1	2	13
22nd Judicial DTF	3	0	0	0	3
23rd Judicial DTF	7	0	0	3	10
24th Judicial DTF	3	0	0	1	4
25th Judicial DTF	2	0	0	1	3
27th Judicial DTF	1	0	0	1	2
2nd Judicial DTF	0	0	0	1	1
31st Judicial DTF	1	0	0	2	3
3rd Judicial DTF	4	0	1	0	5
4th Judicial DTF	2	0	0	1	3
5th Judicial DTF	7	1	0	1	9
8th Judicial DTF	3	0	1	0	4
9th Judicial DTF	2	0	0	0	2
Adamsville Police Department	6	0	3	0	9
Alamo Police Department	4	0	0	0	4
Alcoa Police Department	33	4	2	6	45
Alexandria Police Department	3	0	0	0	3
Algood Police Department	10	1	0	0	11
Anderson County Sheriff's Department	58	6	51	33	148
Ardmore Police Department	8	0	1	3	12
Ashland City Police Department	14	0	0	1	15
Athens Police Department	26	3	0	2	31
Atoka Police Department	16	1	1	0	18
Austin Peay State University	10	4	5	6	25
Baileyton Police Department	2	0	0	0	2
Baneberry Police Department	0	0	0	0	0



Agency	Law Enforcement Male	Law Enforcement Female	Civilian Male	Civilian Female	Total
Bartlett Police Department	100	7	11	20	138
Baxter Police Department	4	0	0	0	4
Bean Station Police Department	7	0	0	0	7
Bedford County Sheriff's Department	33	3	47	23	106
Belle Meade Police Department	14	2	2	2	20
Bells Police Department	4	0	0	0	4
Benton County Sheriff's Department	18	3	8	17	46
Benton Police Department	7	0	1	0	8
Berry Hill Police Department	13	0	0	4	17
Bethel Springs Police Department	1	0	0	0	1
Bicentennial Capitol Mall State Park	5	1	0	0	6
Big Hill Pond State Park	3	0	0	0	3
Big Ridge State Park	3	1	0	0	4
Big Sandy Police Department	2	0	0	0	2
Blaine Police Department	1	0	1	1	3
Bledsoe County Sheriff's Department	8	0	8	5	21
Bledsoe Creek State Park	2	0	0	0	2
Blount County Sheriff's Department	124	16	96	52	288
Bluff City Police Department	8	0	0	0	8
Bolivar Police Department	22	0	0	5	27
Booker T. Washington State Park	3	1	0	0	4
Bradford Police Department	3	0	0	0	3
Bradley County Sheriff's Department	92	11	61	36	200
Brentwood Police Department	55	2	5	9	71
Brighton Police Department	5	0	0	0	5
Bristol Police Department	64	4	4	19	91
Brownsville Police Department	29	1	3	5	38
Bruceston Police Department	4	0	0	0	4
Burgess Falls Natural Area	2	0	0	0	2
Burns Police Department	1	0	0	0	1
Calhoun Police Department	3	0	0	0	3
Camden Police Department	12	1	1	3	17
Campbell County Sheriff's Department	45	5	17	9	76
Cannon County Sheriff's Department	12	0	13	10	35
Carroll County Sheriff's Department	22	2	16	7	47



2009 Tennessee Law Enforcement Officers Killed or Assaulted

51

Agency	Law Enforcement Male	Law Enforcement Female	Civilian Male	Civilian Female	Total
Carter County Sheriff's Department	41	5	29	13	88
Carthage Police Department	7	0	1	3	11
Caryville Police Department	5	1	0	0	6
Cedars of Lebanon State Park	4	0	0	0	4
Celina Police Department	3	0	3	0	6
Centerville Police Department	13	0	4	4	21
Chapel Hill Police Department	5	0	0	0	5
Charleston Police Department	3	0	0	0	3
Chattanooga Housing Authority	3	2	0	1	6
Chattanooga Metro Airport Police Department	10	0	0	0	10
Chattanooga Police Department	394	38	17	62	511
Cheatham County Sheriff's Department	31	0	24	10	65
Chester County Sheriff's Department	11	1	10	11	33
Chickasaw State Park	5	0	0	0	5
Christian Brothers University	8	1	6	1	16
Church Hill Public Safety	10	0	0	1	11
City of Dickson Park Rangers	2	1	6	2	11
Claiborne County Sheriff's Department	27	2	35	21	85
Clarksburg Police Department	0	0	0	0	0
Clarksville Police Department	211	28	10	46	295
Clay County Sheriff's Department	10	0	4	4	18
Cleveland Police Department	80	8	2	9	99
Clifton Police Department	6	0	0	0	6
Clinton Police Department	24	0	4	3	31
Cocke County Sheriff's Department	30	0	14	16	60
Coffee County Sheriff's Department	37	2	18	12	69
Collegedale Police Department	18	2	1	0	21
Collierville Police Department	88	7	12	23	130
Collinwood Police Department	3	0	0	0	3
Columbia Police Department	81	7	1	10	99
Cookeville Police Department	64	4	5	13	86
Coopertown Police Department	5	0	1	0	6
Copperhill Police Department	0	1	0	0	1
Cornersville Police Department	3	0	0	0	3
Cove Lake State Park	4	0	0	0	4



Agency	Law Enforcement Male	Law Enforcement Female	Civilian Male	Civilian Female	Total
Covington Police Department	34	1	1	0	36
Cowan Police Department	5	1	0	0	6
Crockett County Sheriff's Department	13	1	8	11	33
Cross Plains Police Department	3	0	0	0	3
Crossville Police Department	36	2	0	3	41
Crump Police Department	3	0	0	0	3
Cumberland City Police Department	3	0	0	0	3
Cumberland County Sheriff's Department	43	2	23	20	88
Cumberland Gap Police Department	1	0	0	0	1
Cumberland Mountain State Park	2	1	0	0	3
Cumberland Trail State Park	5	0	0	0	5
Dandridge Police Department	9	1	0	1	11
David Crockett State Park	3	1	0	0	4
Davidson County Sheriff's Department	0	0	355	81	436
Day Crockett Birthplace State Park	2	1	0	0	3
Dayton Police Department	17	0	1	1	19
Decatur County Sheriff's Department	14	0	10	9	33
Decatur Police Department	5	0	0	0	5
Decaturville Police Department	1	0	0	0	1
Decherd Police Department	12	0	0	1	13
DeKalb County Sheriff's Department	16	0	12	9	37
Dickson County Sheriff's Department	55	2	48	20	125
Dickson Police Department	43	3	1	5	52
Dover Police Department	4	1	1	0	6
Dresden Police Department	7	1	0	1	9
Dunbar Cave State Park	2	1	0	0	3
Dunlap Police Department	12	0	2	0	14
Dyer County Sheriff's Department	28	0	16	25	69
Dyer Police Department	6	0	0	0	6
Dyersburg Police Department	50	8	1	9	68
East Ridge Police Department	36	2	0	4	42
East Tennessee State University	16	4	2	3	25
Edgar Evins State Park	4	0	0	0	4
Elizabethton Police Department	35	3	0	5	43
Elkton Police Department	2	0	0	0	2



2009 Tennessee Law Enforcement Officers Killed or Assaulted

53

Agency	Law Enforcement Male	Law Enforcement Female	Civilian Male	Civilian Female	Total
Englewood Police Department	5	0	0	0	5
Erin Police Department	5	0	0	1	6
Erwin Police Department	12	0	0	0	12
Estill Springs Police Department	8	0	0	0	8
Ethridge Police Department	1	0	0	0	1
Etowah Police Department	8	1	2	2	13
Fairview Police Department	16	2	1	0	19
Fall Creek Falls State Park	8	0	0	0	8
Fayette County Sheriff's Department	36	2	25	22	85
Fayetteville Police Department	25	0	0	2	27
Fentress County Sheriff's Department	15	0	2	9	26
Fort Loudon State Park	4	0	0	0	4
Fort Pillow State Park	3	0	0	0	3
Franklin County Sheriff's Department	32	2	16	12	62
Franklin Police Department	109	22	4	19	154
Friendship Police Department	1	0	0	0	1
Frozen Head Natural Area	3	0	0	0	3
Gadsden Police Department	0	0	0	0	0
Gainesboro Police Department	4	0	4	0	8
Gallatin Police Department	55	9	5	18	87
Galloway Police Department	3	1	0	0	4
Gates Police Department	2	0	0	0	2
Gatlinburg Police Department	40	3	3	7	53
Germantown Police Department	77	10	5	16	108
Gibson County Sheriff's Department	30	2	30	11	73
Gibson Police Department	2	0	0	0	2
Giles County Sheriff's Department	28	1	20	13	62
Gleason Police Department	5	0	0	0	5
Goodlettsville Police Department	35	3	4	10	52
Gordonsville Police Department	4	0	0	0	4
Grainger County Sheriff's Department	17	1	14	9	41
Grand Junction Police Department	1	0	0	0	1
Graysville Police Department	5	0	0	0	5
Greenbrier Police Department	12	0	0	1	13
Greene County Sheriff's Department	57	2	57	37	153



2009 Tennessee Law Enforcement Officers Killed or Assaulted

54

Agency	Law Enforcement Male	Law Enforcement Female	Civilian Male	Civilian Female	Total
Greeneville Police Department	41	2	0	2	45
Greenfield Police Department	7	0	1	0	8
Grundy County Sheriff's Department	12	2	5	4	23
Halls Police Department	8	0	0	0	8
Hamblen County Sheriff's Department	31	1	26	10	68
Hamilton County Sheriff's Department	148	8	155	74	385
Hancock County Sheriff's Department	13	1	10	8	32
Hardeman County Sheriff's Department	19	0	2	18	39
Hardin County Sheriff's Department	19	0	20	11	50
Harpeth Scenic River State Park	1	2	0	0	3
Harriman Police Department	20	0	0	1	21
Harrison Bay State Park	5	0	0	0	5
Hawkins County Sheriff's Department	36	3	10	9	58
Haywood County Sheriff's Department	17	1	16	11	45
Henderson County Sheriff's Department	22	2	4	7	35
Henderson Police Department	14	1	0	0	15
Hendersonville Police Department	77	10	8	19	114
Henning Police Department	4	0	0	0	4
Henry County Sheriff's Department	33	1	5	6	45
Henry Horton State Park	4	0	0	0	4
Henry Police Department	2	0	0	0	2
Hickman County Sheriff's Department	23	4	8	9	44
Hiwassee and Ocoee State Park	5	1	0	0	6
Hohenwald Police Department	13	0	0	1	14
Hollow Rock Police Department	1	0	0	0	1
Hornbeak Police Department	1	0	0	0	1
Houston County Sheriff's Department	11	0	6	6	23
Humboldt Police Department	24	0	1	5	30
Humphreys County Sheriff's Department	18	0	7	9	34
Huntingdon Police Department	10	1	1	3	15
Huntland Police Department	5	0	0	0	5
Indian Mountain State Park	1	1	0	0	2
Jacksboro Police Department	6	0	0	0	6
Jackson County Sheriff's Department	10	1	16	17	44
Jackson Police Department	178	23	5	36	242



2009 Tennessee Law Enforcement Officers Killed or Assaulted

55

Agency	Law Enforcement Male	Law Enforcement Female	Civilian Male	Civilian Female	Total
Jamestown Police Department	11	0	0	0	11
Jasper Police Department	6	2	0	0	8
Jefferson City Police Department	19	0	0	2	21
Jefferson County Sheriff's Department	36	6	24	17	83
Jellico Police Department	8	0	0	1	9
Johnson City Police Department	132	12	3	25	172
Johnson County Sheriff's Department	14	1	10	13	38
Johnsonville State Park	0	1	0	0	1
Jonesborough Police Department	15	2	1	3	21
Kenton Police Department	4	1	0	0	5
Kimball Police Department	9	0	0	0	9
Kingsport Police Department	97	8	14	42	161
Kingston Police Department	11	1	0	1	13
Kingston Springs Police Department	5	0	1	0	6
Knox County Sheriff's Department	338	48	356	266	1,008
Knoxville Metro Airport Police Department	25	2	9	9	45
Knoxville Police Department	341	47	31	66	485
Lafayette Police Department	13	1	0	6	20
LaFollette Police Department	22	2	0	9	33
LaGrange Police Department	1	0	0	0	1
Lake City Police Department	7	0	2	1	10
Lake County Sheriff's Department	8	0	4	6	18
Lakewood Police Department	4	0	0	0	4
Lauderdale County Sheriff's Department	19	1	22	17	59
LaVergne Police Department	38	6	6	12	62
Lawrence County Sheriff's Department	37	6	27	11	81
Lawrenceburg Police Department	33	1	2	4	40
Lebanon Police Department	64	7	5	10	86
Lenoir City Police Department	20	3	0	1	24
Lewis County Sheriff's Department	14	0	6	9	29
Lewisburg Police Department	30	2	6	5	43
Lexington Police Department	22	4	1	4	31
Lincoln County Sheriff's Department	24	2	17	18	61
Livingston Police Department	16	0	3	2	21
Long Hunter State Park	4	0	0	0	4



Agency	Law Enforcement Male	Law Enforcement Female	Civilian Male	Civilian Female	Total
Lookout Mountain Police Department	16	1	0	5	22
Loretto Police Department	3	0	0	0	3
Loudon County Sheriff's Department	38	1	12	12	63
Loudon Police Department	15	1	0	1	17
Lynnville Police Department	0	0	0	0	0
Macon County Sheriff's Department	27	0	17	15	59
Madison County Sheriff's Department	65	7	82	74	228
Madisonville Police Department	14	0	3	0	17
Manchester Police Department	31	3	0	6	40
Marion County Sheriff's Department	17	2	11	13	43
Marshall County Sheriff's Department	23	0	14	13	50
Martin Police Department	25	3	2	6	36
Maryville Police Department	47	5	3	4	59
Mason Police Department	3	1	0	0	4
Maury City Police Department	0	0	0	0	0
Maury County Sheriff's Department	78	4	42	20	144
Maynardville Police Department	4	0	0	0	4
McEwen Police Department	4	0	1	0	5
McKenzie Police Department	15	0	0	4	19
McMinn County Sheriff's Department	29	3	21	15	68
McMinnville Police Department	28	3	0	3	34
McNairy County Sheriff's Department	14	0	9	12	35
Medina Police Department	8	0	3	0	11
Meeman-Shelby Forest State Park	4	1	0	0	5
Meigs County Sheriff's Department	12	0	9	7	28
Memphis International Airport Police Department	46	4	0	13	63
Memphis Police Department	1,805	397	211	311	2,724
Metro Hartsville/Trousdale County Sheriff's Department	17	0	24	0	41
Metro Park Rangers Office	20	3	0	1	24
Middle Tennessee State University	23	5	1	6	35
Middleton Police Department	4	0	0	0	4
Milan Police Department	23	0	1	5	29
Millersville Police Department	11	1	0	5	17
Millington Police Department	33	5	2	10	50
Minor Hill Police Department	2	0	0	0	2



Agency	Law Enforcement Male	Law Enforcement Female	Civilian Male	Civilian Female	Total
Monroe County Sheriff's Department	34	1	17	12	64
Monteagle Police Department	6	0	2	5	13
Monterey Police Department	7	0	0	0	7
Montgomery Bell State Park	6	1	0	0	7
Montgomery County Sheriff's Department	72	8	151	85	316
Moore County Sheriff's Department	13	0	9	4	26
Morgan County Sheriff's Department	15	0	11	14	40
Morristown Police Department	77	7	0	7	91
Moscow Police Department	4	0	0	0	4
Mount Carmel Police Department	7	0	0	0	7
Mount Juliet Police Department	39	3	4	7	53
Mount Pleasant Police Department	12	0	1	4	17
Mountain City Police Department	8	0	0	0	8
Mousetail Landing State Park	3	0	0	0	3
Munford Police Department	12	2	2	0	16
Murfreesboro Police Department	194	24	9	42	269
Nashville Metro Airport Police Department	54	8	10	6	78
Nashville Metro Police Department	1,325	108	112	208	1,753
Natchez Trace State Park	3	1	0	0	4
Nathan Bedford Forrest State Park	2	0	0	0	2
New Hope Police Department	1	0	0	0	1
New Johnsonville Police Department	4	0	0	0	4
New Market Police Department	5	0	4	0	9
New Tazewell Police Department	11	0	0	0	11
Newbern Police Department	13	0	3	8	24
Newport Police Department	21	3	3	2	29
Niota Police Department	3	0	0	0	3
Nolensville Police Department	6	0	0	0	6
Norris Dam State Park	2	2	0	0	4
Norris Police Department	7	0	0	0	7
Northeast State Tech Community College	5	0	0	0	5
Oak Ridge Police Department	54	6	4	12	76
Oakland Police Department	13	0	0	2	15
Obion County Sheriff's Department	21	1	19	19	60
Obion Police Department	3	1	0	0	4



Agency	Law Enforcement Male	Law Enforcement Female	Civilian Male	Civilian Female	Total
Office of Inspector General	13	3	8	24	48
Old Stone Fort State Park	2	1	0	0	3
Oliver Springs Police Department	8	0	1	3	12
Oneida Police Department	12	1	1	4	18
Overton County Sheriff's Department	21	2	21	12	56
Panther Creek State Park	2	1	0	0	3
Paris Landing State Park	4	1	0	0	5
Paris Police Department	24	2	3	8	37
Parsons Police Department	6	0	0	0	6
Perry County Sheriff's Department	11	2	8	13	34
Petersburg Police Department	2	0	0	0	2
Pickett County Sheriff's Department	11	0	2	4	17
Pickett State Park	5	0	0	0	5
Pickwick Landing State Park	4	1	0	0	5
Pigeon Forge Police Department	51	3	4	8	66
Pikeville Police Department	3	0	0	0	3
Pinson Mounds State Park	2	0	0	0	2
Piperton Police Department	9	0	0	0	9
Pittman Center Police Department	2	0	0	0	2
Pleasant View Police Department	5	0	0	0	5
Polk County Sheriff's Department	18	0	17	14	49
Portland Police Department	28	1	4	4	37
Powell's Crossroads Police Department	1	0	0	0	1
Pulaski Police Department	24	1	1	2	28
Puryear Police Department	2	0	0	0	2
Putnam County Sheriff's Department	54	3	41	25	123
Radnor Lake State Park	3	2	0	0	5
Red Bank Police Department	20	2	0	2	24
Red Boiling Springs Police Department	5	0	1	0	6
Red Clay State Park	0	2	0	0	2
Reelfoot Lake State Park	4	0	0	0	4
Rhea County Sheriff's Department	42	12	0	0	54
Ridgely Police Department	5	0	0	1	6
Ridgetop Police Department	6	0	0	0	6
Ripley Police Department	21	3	1	5	30



Agency	Law Enforcement Male	Law Enforcement Female	Civilian Male	Civilian Female	Total
Roan Mountain State Park	3	0	0	0	3
Roane County Sheriff's Department	38	1	15	19	73
Robertson County Sheriff's Department	49	1	60	45	155
Rock Island State Park	2	2	0	0	4
Rockwood Police Department	15	0	0	1	16
Rogersville Police Department	14	0	3	1	18
Rossville Police Department	4	0	0	0	4
Rutherford County Sheriff's Department	181	11	111	101	404
Rutherford Police Department	2	1	0	0	3
Rutledge Police Department	4	0	0	0	4
Samburg Police Department	0	0	0	0	0
Savannah Police Department	18	0	2	0	20
Scott County Sheriff's Department	26	4	16	10	56
Scotts Hill Police Department	1	0	0	0	1
Selmer Police Department	17	0	2	0	19
Sequatchie County Sheriff's Department	17	0	12	11	40
Sevier County Sheriff's Department	84	9	2	21	116
Sevierville Police Department	50	4	2	10	66
Sgt. Alvin C. York State Park	1	0	0	0	1
Sharon Police Department	1	0	0	0	1
Shelby County Sheriff's Department	458	62	501	873	1,894
Shelbyville Police Department	38	3	1	8	50
Signal Mountain Police Department	12	1	0	1	14
Smith County Sheriff's Department	19	1	2	7	29
Smithville Police Department	11	0	0	1	12
Smyrna Police Department	65	8	4	22	99
Smyrna/Rutherford CO Airport	4	0	3	0	7
Sneedville Police Department	1	0	0	0	1
Soddy Daisy Police Department	24	2	2	5	33
Somerville Police Department	10	0	0	2	12
South Carthage Police Department	4	0	0	0	4
South Cumberland State Park	6	0	0	0	6
South Fulton Police Department	6	0	0	1	7
South Pittsburg Police Department	6	1	0	0	7
Southwest Tennessee Community College	21	4	7	4	36



2009 Tennessee Law Enforcement Officers Killed or Assaulted

60

Agency	Law Enforcement Male	Law Enforcement Female	Civilian Male	Civilian Female	Total
Sparta Police Department	15	0	0	1	16
Spencer Police Department	3	0	0	0	3
Spring City Police Department	7	1	0	0	8
Spring Hill Police Department	36	3	4	8	51
Springfield Police Department	36	3	3	10	52
St. Joseph Police Department	1	0	0	2	3
Standing Stone State Park	4	0	0	0	4
Stewart County Sheriff's Department	18	0	10	13	41
Sullivan County Sheriff's Department	93	7	97	54	251
Sumner County Sheriff's Department	64	5	103	69	241
Surgoinsville Police Department	2	0	0	0	2
Sweetwater Police Department	17	1	0	2	20
Sycamore Shoals State Park	0	2	0	0	2
T.O. Fuller State Park	2	1	0	0	3
Tazewell Police Department	6	0	0	0	6
Tellico Plains Police Department	4	1	0	1	6
Tennessee Alcoholic Beverage Commission	23	7	2	18	50
Tennessee Bureau of Investigation	156	22	88	199	465
Tennessee Department of Correction	7	1	3	1	12
Tennessee Department of Revenue - Special Investigations	28	1	7	16	52
Tennessee Department of Safety	775	36	233	542	1,586
Arson	24	2	1	3	30
Tennessee State University	24	2	6	8	40
Tennessee Tech University	13	1	3	5	22
Nashville	47	2	6	1	56
Crossville	42	1	0	0	43
Jackson	40	1	0	0	41
Tennessee Wildlife Resources Agency - Morristown	44	2	0	0	46
Tim's Ford State Park	3	2	0	0	5
Tipton County Sheriff's Department	41	2	24	13	80
Tiptonville Police Department	6	0	0	0	6
Toone Police Department	0	0	0	0	0
Townsend Police Department	4	0	0	0	4
Tracy City Police Department	5	0	0	0	5
Trenton Police Department	15	3	0	6	24



2009 Tennessee Law Enforcement Officers Killed or Assaulted

61

Agency	Law Enforcement Male	Law Enforcement Female	Civilian Male	Civilian Female	Total
Trezevant Police Department	1	0	0	0	1
Tri-Cities Airport Public Safety Department	14	0	0	1	15
Trimble Police Department	1	0	0	0	1
Troy Police Department	4	0	0	0	4
Tullahoma Police Department	31	3	3	4	41
Tusculum Police Department	2	0	0	0	2
Unicoi County Sheriff's Department	21	1	8	9	39
Union City Police Department	31	3	0	7	41
Union County Sheriff's Department	19	3	8	7	37
University of Memphis	27	4	1	4	36
University of Tennessee at Chattanooga	15	3	6	4	28
University of Tennessee at Knoxville	38	9	13	14	74
University of Tennessee at Martin	11	1	0	4	16
University of Tennessee at Memphis	20	6	11	20	57
University of the South	8	1	1	3	13
Van Buren County Sheriff's Department	8	0	4	5	17
Vanderbilt Police Department	83	11	11	17	122
Volunteer State Community College	6	0	1	0	7
Vonore Police Department	9	0	0	1	10
Walters State Community College	7	2	0	0	9
Warren County Sheriff's Department	38	1	21	19	79
Warriors Path State Park	4	1	0	0	5
Wartburg Police Department	4	0	0	0	4
Wartrace Police Department	1	0	0	0	1
Washington County Sheriff's Department	68	12	76	41	197
Watertown Police Department	4	0	0	3	7
Waverly Police Department	13	0	1	0	14
Wayne County Sheriff's Department	15	1	7	9	32
Waynesboro Police Department	7	1	0	0	8
Weakley County Sheriff's Department	19	2	11	10	42
West TN Judicial DTF	6	0	1	0	7
Westmoreland Police Department	5	1	2	2	10
White Bluff Police Department	4	0	0	0	4
White County Sheriff's Department	30	1	21	12	64
White House Police Department	16	0	5	8	29



2009 Tennessee Law Enforcement Officers Killed or Assaulted

62

Agency	Law Enforcement Male	Law Enforcement Female	Civilian Male	Civilian Female	Total
White Pine Police Department	8	0	0	0	8
Whiteville Police Department	6	1	0	0	7
Whitwell Police Department	5	0	3	0	8
Williamson County Sheriff's Department	97	13	55	43	208
Wilson County Sheriff's Department	83	5	94	40	222
Winchester Police Department	24	0	0	2	26
Winfield Police Department	3	0	0	0	3
Woodbury Police Department	8	0	0	1	9

