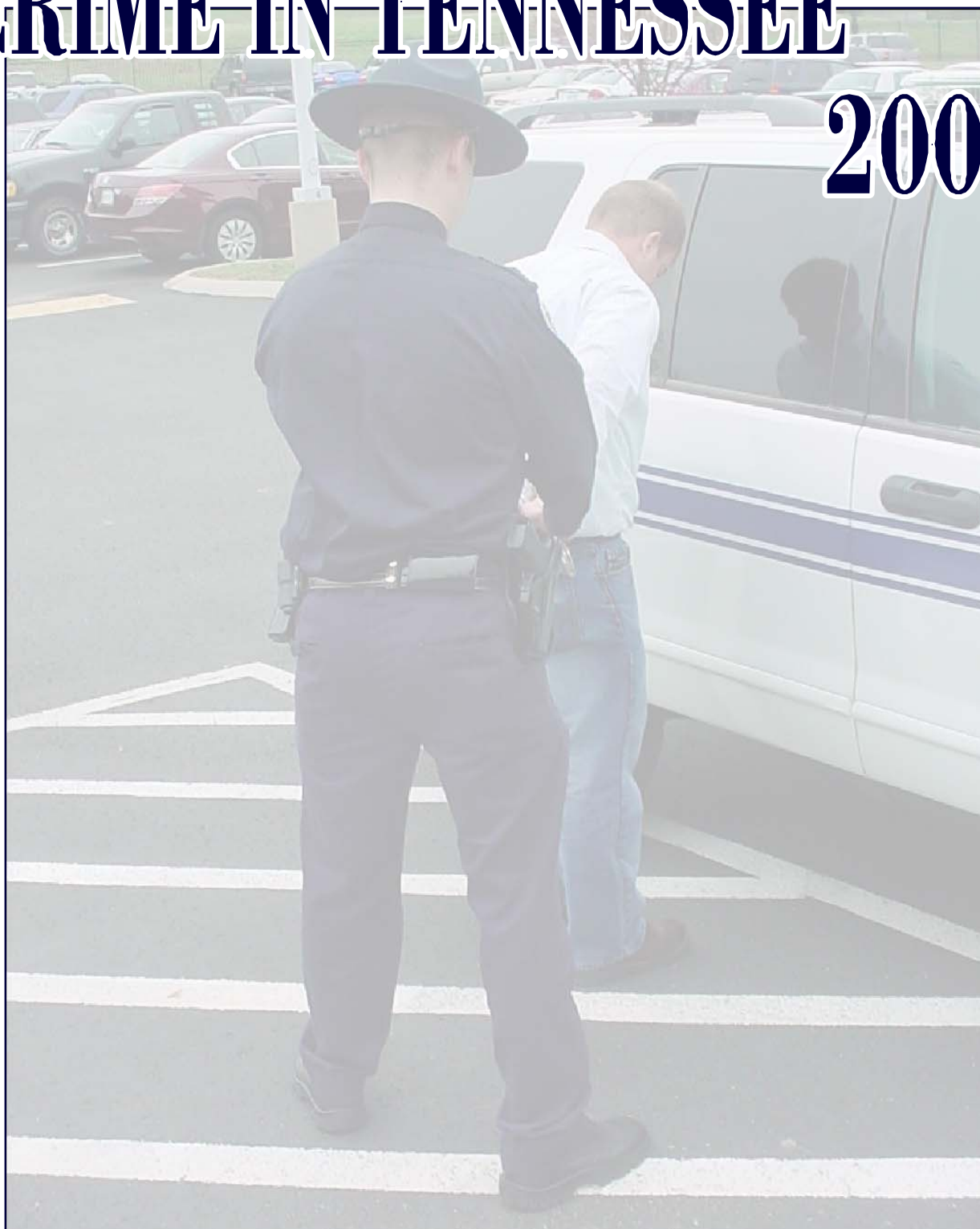




CRIME IN TENNESSEE

2007



**PREPARED BY
TENNESSEE BUREAU OF INVESTIGATION
CRIME STATISTICS UNIT**





PHIL BREDESEN
Governor

TENNESSEE BUREAU OF INVESTIGATION

901 R.S. Gass Boulevard
Nashville, Tennessee 37216-2639
(615) 744-4000
TDD (615) 744-4001



Mark Gwyn
Director

April 16, 2008

Ladies and Gentlemen:

I am pleased to present the 2007 Crime in Tennessee report. The information contained in the report is based upon crime statistics information submitted by all law enforcement agencies in Tennessee to TBI's Tennessee Incident Based Reporting System (TIBRS) Program. TIBRS is the state version of the FBI's National Incident Based Reporting System (NIBRS) Program. The report for 2007 is only being released electronically. More detailed statistical information may be found for individual agencies, counties and the state at www.tncrimeonline.com.

The TBI is mandated by T.C.A. §38-10-101 et seq. to create a program to collect crime statistics from all law enforcement agencies in the state. The TIBRS program collects comprehensive data on crime incidents including information on the offense, victim, offender, arrestee and relationship between the victim and offender. Because of the type of data collected, the TIBRS program provides a more accurate and detailed depiction of the crime events in each community than the data published by the FBI in their annual Crime in the United States report.

Tennessee continues to be one of the most populous states in the nation where all crime statistics are reported by NIBRS compliant agencies and the efforts by Tennessee's law enforcement agencies are a model for the nation. The success of the TIBRS Program is the result of the continued cooperation of all law enforcement agencies in the state. The TBI continues to provide TIBRS training to commissioned and non-commissioned law enforcement personnel. Over 30,000 personnel have received training during the last several years. TBI is committed to this effort and will continue to provide the training and technical assistance necessary to collect the most accurate and comprehensive crime statistics for Tennessee and its citizens.

As you review this report, please remember that we strongly discourage any ranking of the agencies. There are many demographic, socio-economic and other factors that are beyond the control of law enforcement that cause the nature and type of reported crime to vary from place to place and ranking agencies based on the reported crime numbers would not be fair to the agencies or the communities.

I am very proud of the efforts of all participating law enforcement agencies in the state that allow this report to be produced. Our combined efforts have resulted in a successful program and this annual report detailing the nature of crime occurrences in our state.

Sincerely,

Mark Gwyn
Director



Table of Contents

| | |
|---|----|
| Introduction | 1 |
| Statewide Reports..... | 5 |
| Tennessee Statewide..... | 6 |
| Crimes Against Persons in Tennessee | 7 |
| Crimes Against Property in Tennessee..... | 9 |
| Crimes Against Society in Tennessee | 11 |
| Drug Related Offenses by Drug Type – Graph | 13 |
| Methamphetamine Related Offenses by Month – Graph | 13 |
| Group A Offenses vs. Clearances by Month – Graph..... | 14 |
| Group B Arrests by Month – Graph..... | 14 |
| Offenses and Weapon Used | 15 |
| Offenses by Time of Day..... | 17 |
| Offender Suspected of Using | 18 |
| Group A Offenses by Time of Day – Graph | 19 |
| Group Offenses by Location Group – Graph | 20 |
| Offense Location | 20 |
| Arrestee Information..... | 25 |
| Arrestee Sex and Race | 26 |
| Arrestee Age | 27 |
| Juvenile Arrestee Sex and Race | 28 |
| Arrestee Race – Male..... | 29 |
| Arrestee Age – Male..... | 30 |
| Arrestee Race – Female | 31 |
| Arrestee Age – Female | 32 |
| Group B Arrestee Sex and Race..... | 33 |
| Group B Arrestee Age | 33 |
| Group B Juvenile Arrestee Sex and Race..... | 33 |
| Group B Arrestee Race – Male | 34 |
| Group B Arrestee Age – Male | 34 |
| Group B Arrestee Race – Female | 35 |
| Group B Arrestee Age – Female | 35 |
| Victim Information | 37 |
| Victim Sex and Race | 38 |
| Victim Age | 39 |
| Victim Sex and Race – Juvenile..... | 40 |
| Victim Sex and Race – Male | 41 |
| Victim Age – Male | 42 |
| Victim Sex and Race – Female | 43 |
| Victim Age – Female | 44 |
| Domestic Violence Victim – Sex and Race | 45 |
| Domestic Violence Victim – Age | 45 |
| Domestic Violence Victim Race – Male..... | 46 |
| Domestic Violence Victim Age – Male..... | 46 |
| Domestic Violence Victim Race – Female | 47 |



Statewide (continued)

| | |
|---|----|
| Domestic Violence Victim Age – Female | 47 |
| Domestic Violence Victim to Offender Relationship | 48 |
| Three Year Trends | 49 |
| Tennessee Statewide | 50 |
| Crimes Against Persons (Excluding Assaults) – Graph | 51 |
| Assault Offenses – Graph | 51 |
| Larceny/Theft – Graph | 52 |
| Crimes Against Society | 53 |
| Clandestine Laboratory vs. Illegally Imported Drug Origin | |
| For Methamphetamine – Graph | 53 |
| Group A Offenses by Time of Day – Graph | 54 |
| Group A Offenses by Location Group – Graph | 54 |
| Total Arrests | 55 |
| Juvenile Arrests | 56 |
| Group B Arrests – Graph | 57 |
| DUI Arrests – Graph | 57 |

Sheriff's Departments

| | |
|--------------------------|----|
| Anderson County | 62 |
| Bedford County | 63 |
| Benton County | 64 |
| Bledsoe County | 65 |
| Blount County | 66 |
| Bradley County | 67 |
| Campbell County ** | 68 |
| Cannon County | 69 |
| Carroll County | 70 |
| Carter County | 71 |
| Cheatham County | 72 |
| Chester County | 73 |
| Claiborne County | 74 |
| Clay County | 75 |
| Cocke County | 76 |
| Coffee County | 77 |
| Crockett County | 78 |
| Cumberland County | 79 |
| Decatur County** | 80 |
| DeKalb County | 81 |
| Dickson County | 82 |
| Dyer County | 83 |
| Fayette County | 84 |
| Fentress County | 85 |
| Franklin County** | 86 |
| Gibson County | 87 |
| Giles County** | 88 |
| Grainger County | 89 |



Sheriff's Departments (continued)

| | |
|--|-----|
| Greene County** | 90 |
| Grundy County** | 91 |
| Hamblen County | 92 |
| Hamilton County..... | 93 |
| Hancock County..... | 94 |
| Hardeman County | 95 |
| Hardin County | 96 |
| Hawkins County | 97 |
| Haywood County..... | 98 |
| Henderson County | 99 |
| Henry County | 100 |
| Hickman County..... | 101 |
| Houston County | 102 |
| Humphreys County | 103 |
| Jackson County** | 104 |
| Jefferson County | 105 |
| Johnson County | 106 |
| Knox County..... | 107 |
| Lake County | 108 |
| Lauderdale County..... | 109 |
| Lawrence County | 110 |
| Lewis County..... | 111 |
| Lincoln County | 112 |
| Loudon County..... | 113 |
| Macon County | 114 |
| Madison County | 115 |
| Marion County..... | 116 |
| Marshall County | 117 |
| Maury County..... | 118 |
| McMinn County | 119 |
| McNairy County..... | 120 |
| Meigs County | 121 |
| Metro Hartsville/Trousdale County..... | 122 |
| Monroe County..... | 123 |
| Montgomery County..... | 124 |
| Moore County..... | 125 |
| Morgan County..... | 126 |
| Obion County | 127 |
| Overton County | 128 |
| Perry County | 129 |
| Pickett County | 130 |
| Polk County** | 131 |
| Putnam County | 132 |
| Rhea County | 133 |
| Roane County | 134 |
| Robertson County | 135 |



Sheriff's Departments (continued)

| | |
|---------------------------|-----|
| Rutherford County | 136 |
| Scott County..... | 137 |
| Sequatchie County** | 138 |
| Sevier County..... | 139 |
| Shelby County | 140 |
| Smith County..... | 141 |
| Stewart County..... | 142 |
| Sullivan County | 143 |
| Sumner County | 144 |
| Tipton County** | 145 |
| Unicoi County..... | 146 |
| Union County | 147 |
| Van Buren County | 148 |
| Warren County | 149 |
| Washington County..... | 150 |
| Wayne County..... | 151 |
| Weakley County | 152 |
| White County..... | 153 |
| Williamson County | 154 |
| Wilson County | 155 |

Municipal Police Departments

| | |
|---------------------|-----|
| Adamsville | 158 |
| Alamo | 159 |
| Alcoa | 160 |
| Alexandria | 161 |
| Algood | 162 |
| Ardmore | 163 |
| Ashland City | 164 |
| Athens** | 165 |
| Atoka | 166 |
| Baileyton | 167 |
| Baneberry..... | 168 |
| Bartlett..... | 169 |
| Baxter** | 170 |
| Bean Station..... | 171 |
| Belle Meade | 172 |
| Bells | 173 |
| Benton..... | 174 |
| Berry Hill..... | 175 |
| Bethel Springs..... | 176 |
| Big Sandy..... | 177 |
| Blaine | 178 |
| Bluff City | 179 |
| Bolivar** | 180 |
| Bradford | 181 |



Municipal Police Departments (continued)

| | |
|-----------------------|-----|
| Brentwood | 182 |
| Brighton | 183 |
| Bristol | 184 |
| Brownsville** | 185 |
| Bruceton | 186 |
| Burns | 187 |
| Calhoun | 188 |
| Camden | 189 |
| Carthage | 190 |
| Caryville | 191 |
| Celina | 192 |
| Centerville | 193 |
| Chapel Hill | 194 |
| Charleston | 195 |
| Chattanooga | 196 |
| Church Hill** | 197 |
| Clarksburg | 198 |
| Clarksville | 199 |
| Cleveland | 200 |
| Clifton | 201 |
| Clinton | 202 |
| Collegedale | 203 |
| Collierville | 204 |
| Collinwood | 205 |
| Columbia | 206 |
| Cookeville | 207 |
| Coopertown | 208 |
| Copperhill | 209 |
| Cornersville | 210 |
| Covington | 211 |
| Cowan | 212 |
| Cross Plains | 213 |
| Crossville | 214 |
| Crump | 215 |
| Cumberland City | 216 |
| Cumberland Gap | 217 |
| Dandridge | 218 |
| Dayton | 219 |
| Decatur | 220 |
| Decaturville | 221 |
| Decherd | 222 |
| Dickson | 223 |
| Dover | 224 |
| Dresden | 225 |
| Dunlap** | 226 |
| Dyer | 227 |



Municipal Police Departments (continued)

| | |
|----------------------|-----|
| Dyersburg..... | 228 |
| Eagleville | 229 |
| East Ridge..... | 230 |
| Elizabethton | 231 |
| Elkton | 232 |
| Englewood | 233 |
| Erin..... | 234 |
| Erwin | 235 |
| Estill Springs | 236 |
| Ethridge..... | 237 |
| Etowah | 238 |
| Fairview | 239 |
| Fayetteville | 240 |
| Franklin | 241 |
| Friendship | 242 |
| Gadsden..... | 243 |
| Gainesboro..... | 244 |
| Gallatin | 245 |
| Gallaway | 246 |
| Gates..... | 247 |
| Gatlinburg..... | 248 |
| Germantown** | 249 |
| Gibson | 250 |
| Gleason | 251 |
| Goodlettsville..... | 252 |
| Gordonsville | 253 |
| Grand Junction..... | 254 |
| Graysville | 255 |
| Greenbrier | 256 |
| Greeneville | 257 |
| Greenfield..... | 258 |
| Halls | 259 |
| Harriman | 260 |
| Henderson..... | 261 |
| Hendersonville | 262 |
| Henning..... | 263 |
| Henry..... | 264 |
| Hohenwald | 265 |
| Hollow Rock | 266 |
| Hornbeak..... | 267 |
| Humboldt..... | 268 |
| Huntingdon..... | 269 |
| Huntland..... | 270 |
| Jacksboro** | 271 |
| Jackson | 272 |
| Jamestown | 273 |



Municipal Police Departments (continued)

| | |
|------------------------|-----|
| Jasper | 274 |
| Jefferson City | 275 |
| Jellico | 276 |
| Johnson City | 277 |
| Jonesborough | 278 |
| Kenton | 279 |
| Kimball | 280 |
| Kingsport | 281 |
| Kingston | 282 |
| Kingston Springs | 283 |
| Knoxville | 284 |
| Lafayette | 285 |
| LaFollette | 286 |
| LaGrange | 287 |
| Lake City | 288 |
| Lakewood | 289 |
| LaVergne | 290 |
| Lawrenceburg | 291 |
| Lebanon | 292 |
| Lenoir City | 293 |
| Lewisburg | 294 |
| Lexington | 295 |
| Livingston | 296 |
| Lookout Mountain | 297 |
| Loretto | 298 |
| Loudon | 299 |
| Lynnville | 300 |
| Madisonville | 301 |
| Manchester | 302 |
| Martin | 303 |
| Maryville | 304 |
| Mason | 305 |
| Maury City | 306 |
| Maynardville** | 307 |
| McEwen** | 308 |
| McKenzie | 309 |
| McMinnville | 310 |
| Medina | 311 |
| Memphis | 312 |
| Middleton | 313 |
| Milan | 314 |
| Millersville | 315 |
| Millington | 316 |
| Minor Hill | 317 |
| Monteagle | 318 |
| Monterey | 319 |



Municipal Police Departments (continued)

| | |
|--------------------------|-----|
| Morristown..... | 320 |
| Moscow | 321 |
| Mount Carmel..... | 322 |
| Mount Juliet..... | 323 |
| Mount Pleasant | 324 |
| Mountain City | 325 |
| Munford | 326 |
| Murfreesboro | 327 |
| Nashville Metro | 328 |
| New Hope | 329 |
| New Johnsonville | 330 |
| New Market** | 331 |
| New Tazewell..... | 332 |
| Newbern..... | 333 |
| Newport..... | 334 |
| Niota | 335 |
| Nolensville | 336 |
| Norris..... | 337 |
| Oak Ridge | 338 |
| Oakland..... | 339 |
| Obion..... | 340 |
| Oliver Springs..... | 341 |
| Oneida..... | 342 |
| Paris | 343 |
| Parsons | 344 |
| Petersburg..... | 345 |
| Pigeon Forge..... | 346 |
| Pikeville | 347 |
| Piperton..... | 348 |
| Pittman Center | 349 |
| Pleasant View | 350 |
| Portland..... | 351 |
| Powell's Crossroads..... | 352 |
| Pulaski..... | 353 |
| Puryear..... | 354 |
| Red Bank | 355 |
| Red Boiling Springs..... | 356 |
| Ridgely | 357 |
| Ridgetop..... | 358 |
| Ripley | 359 |
| Rockwood | 360 |
| Rogersville | 361 |
| Rossville..... | 362 |
| Rutherford | 363 |
| Rutledge..... | 364 |
| Savannah | 365 |



Municipal Police Departments (continued)

| | |
|-------------------------|-----|
| Scotts Hill | 366 |
| Selmer | 367 |
| Sevierville | 368 |
| Sharon | 369 |
| Shelbyville | 370 |
| Signal Mountain | 371 |
| Smithville** | 372 |
| Smyrna** | 373 |
| Sneedville..... | 374 |
| Soddy Daisy | 375 |
| Somerville | 376 |
| South Carthage | 377 |
| South Fulton..... | 378 |
| South Pittsburg** | 379 |
| Sparta..... | 380 |
| Spencer | 381 |
| Spring City..... | 382 |
| Spring Hill..... | 383 |
| Springfield** | 384 |
| St. Joseph | 385 |
| Surgoinsville..... | 386 |
| Sweetwater | 387 |
| Tazewell | 388 |
| Tellico Plains | 389 |
| Tiptonville | 390 |
| Toone | 391 |
| Townsend..... | 392 |
| Tracy City | 393 |
| Trenton** | 394 |
| Trezevant | 395 |
| Trimble | 396 |
| Troy | 397 |
| Tullahoma | 398 |
| Tusculum..... | 399 |
| Union City..... | 400 |
| Vonore..... | 401 |
| Wartburg | 402 |
| Wartrace..... | 403 |
| Watertown | 404 |
| Waverly | 405 |
| Waynesboro** | 406 |
| Westmoreland | 407 |
| White Bluff..... | 408 |
| White House..... | 409 |
| White Pine..... | 410 |
| Whiteville..... | 411 |



Municipal Police Departments (continued)

| | |
|------------------|-----|
| Whitwell** | 412 |
| Winchester | 413 |
| Winfield** | 414 |
| Woodbury | 415 |

Other Police Departments

| | |
|---|-----|
| Chattanooga Housing Authority | 418 |
| Chattanooga Metropolitan Airport Authority | 419 |
| City of Dickson Park Rangers | 420 |
| Knoxville Metro Airport Authority | 421 |
| Memphis International Airport Police | 422 |
| Metro Parks Rangers Office (Nashville) | 423 |
| Nashville Metro Airport Police | 424 |
| Smyrna/Rutherford County Airport Authority | 425 |
| Tri-Cities Airport Public Safety Department | 426 |

College/University Police Departments

| | |
|---|-----|
| Austin Peay State University | 428 |
| Christian Brothers University | 429 |
| East Tennessee State University | 430 |
| Middle Tennessee State University | 431 |
| Northeast State Technical Community College | 432 |
| Southwest Tennessee Community College | 433 |
| Tennessee State University | 434 |
| Tennessee Technological University | 435 |
| University of Memphis | 436 |
| University of Tennessee at Chattanooga | 437 |
| University of Tennessee at Knoxville | 438 |
| University of Tennessee at Martin | 439 |
| University of Tennessee at Memphis | 440 |
| University of the South | 441 |
| Vanderbilt University | 442 |
| Volunteer State Community College | 443 |
| Walters State Community College | 444 |

Task Forces

| | |
|---|-----|
| 1 st Judicial Drug Task Force | 446 |
| 2 nd Judicial Drug Task Force | 447 |
| 3 rd Judicial Drug Task Force | 448 |
| 4 th Judicial Drug Task Force | 449 |
| 5 th Judicial Drug Task Force | 450 |
| 8 th Judicial Drug Task Force | 451 |
| 9 th Judicial Drug Task Force | 452 |
| 10 th Judicial Drug Task Force | 453 |
| 12 th Judicial Drug Task Force | 454 |
| 13 th Judicial Drug Task Force | 455 |



Task Forces (continued)

| | |
|---|-----|
| 14 th Judicial Drug Task Force..... | 456 |
| 15 th Judicial Drug Task Force..... | 457 |
| 17 th Judicial Drug Task Force..... | 458 |
| 18 th Judicial Drug Task Force..... | 459 |
| 19 th Judicial Drug Task Force..... | 460 |
| 21 st Judicial Drug Task Force..... | 461 |
| 22 nd Judicial Drug Task Force | 462 |
| 23 rd Judicial Drug Task Force | 463 |
| 24 th Judicial Drug Task Force..... | 464 |
| 25 th Judicial Drug Task Force..... | 465 |
| 27 th Judicial Drug Task Force..... | 466 |
| 31 st Judicial Drug Task Force..... | 467 |
| West Tennessee Violent Crimes Task Force | 468 |

State Agencies

| | |
|---|-----|
| Tennessee Alcoholic Beverage Commission | 470 |
| Tennessee Bureau of Investigation..... | 471 |
| Tennessee Department of Correction | 472 |
| Tennessee Department of Revenue | 473 |
| Tennessee Department of Safety | 474 |
| Tennessee Office of Inspector General | 475 |
| Tennessee State Fire Marshall | 476 |
| TWRA – Crossville | 477 |
| TWRA – Jackson | 478 |
| TWRA – Nashville | 479 |
| TWRA – Talbot..... | 480 |

Tennessee State Parks

| | |
|--|-----|
| Bicentennial Capitol Mall State Park | 482 |
| Big Hill Pond State Park..... | 483 |
| Big Ridge State Park..... | 484 |
| Bledsoe Creek State Park..... | 485 |
| Booker T. Washington State Park..... | 486 |
| Burgess Falls Natural Area | 487 |
| Cedars of Lebanon State Park..... | 488 |
| Chickasaw State Park..... | 489 |
| Cove Lake State Park | 490 |
| Cumberland Mountain State Park | 491 |
| Cumberland Trail State Park..... | 492 |
| David Crockett State Park..... | 493 |
| Davy Crockett Birthplace State Park..... | 494 |
| Dunbar Cave Natural Area | 495 |
| Edgar Evins State Park..... | 496 |
| Fall Creek State Park..... | 497 |
| Fort Loudon State Park..... | 498 |
| Fort Pillow State Park..... | 499 |



Tennessee State Parks (continued)

| | |
|--|-----|
| Frozen Head Natural Area | 500 |
| Harpeth Scenic River and Narrows Historic Area | 501 |
| Harrison Bay State Park..... | 502 |
| Henry Horton State Park | 503 |
| Hiwassee and Ocoee State Scenic Rivers..... | 504 |
| Indian Mountain State Park..... | 505 |
| Johnsonville State Park..... | 506 |
| Long Hunter State Park..... | 507 |
| Meeman-Shelby Forest State Park | 508 |
| Montgomery Bell State Park | 509 |
| Mousetail Landing State Park | 510 |
| Natchez Trace State Park | 511 |
| Nathan Bedford Forrest State Park..... | 512 |
| Norris Dam State Park | 513 |
| Old Stone Fort Archeological Parks | 514 |
| Panther Creek State Park | 515 |
| Paris Landing State Park | 516 |
| Pickett State Park..... | 517 |
| Pickwick Landing State Park..... | 518 |
| Pinson Mounds State Park..... | 519 |
| Radnor Lake Natural Area | 520 |
| Red Clay State Historic Park..... | 521 |
| Reelfoot Lake State Park | 522 |
| Roan Mountain State Park | 523 |
| Rock Island State Park..... | 524 |
| Sgt. Alvin C. York State Park | 525 |
| South Cumberland Natural Area | 526 |
| Standing Stone State Park..... | 527 |
| Sycamore Shoals State Park | 528 |
| T.O. Fuller State Park | 529 |
| Tim's Ford State Park | 530 |
| Warrior's Path State Park..... | 531 |

Appendix

| | |
|---|-----|
| Group A Offense Definitions | 536 |
| Group B Offense Definitions | 541 |
| Glossary of Terms and Definitions | 542 |
| Units of Count – Offenses | 543 |
| Units of Count – Clearances | 543 |
| Other Resources | 544 |



Introduction

Who reports?

All law enforcement agencies as well as colleges and universities are mandated to report crime statistics monthly to the TBI. The following agencies' pages do not contain complete data for 2007 and this is noted on each of their pages. This report is based upon a "snapshot" of the database as of March 18, 2008. As the agencies update their 2007 data, the changes will be reflected at www.tncrimeonline.com

2007 Footnotes

| | | | |
|------------------------------|------------------------------------|--------------------------------------|---------------------------------------|
| 4th DTF | Morgan County | Dunlap | Powell's Crossroads |
| 8th DTF | Polk County | Gibson | Rossville |
| 9th DTF | Roane County | Germantown (<i>software issue</i>) | Smithville |
| 25DTF | Sequatchie County | Henry | South Pittsburg |
| Sheriff's Departments | Smith County | Jacksboro | Springfield (<i>software issue</i>) |
| Campbell County | Union County | Lake City | Surgoinsville |
| Decatur County | Washington County | Maynardville | Townsend |
| Franklin County | Police Departments | McEwen | Tracy City |
| Giles County | Athens (<i>software issue</i>) | Monterey | Trenton |
| Greene County | Baxter | New Hope | Trimble |
| Grundy County | Bolivar | New Market | Waynesboro |
| Jackson County | Brownsville | Norris | Whitwell |
| Marion County | Church Hill | Petersburg | Winfield |
| McMinn County | Copperhill | Pittman Center | |
| State Agency: | Tennessee Department of Correction | | |

What is incident based reporting?

Incident based reporting views a crime and all of its components as an "incident". In order to obtain important information, facts recorded and preserved about the incident are organized into specific categories or segments. The vehicle used for recording these facts is a "data element". Data elements provide information about crime and its involvement with victims, offenders, property, arrestees, etc.

What is TIBRS?

The Tennessee Incident Based Reporting System (TIBRS) program is an incident based reporting system designed to collect information on every single crime occurrence and on each offense and arrest within the occurrence. The most significant difference between TIBRS and traditional Uniform Crime Reporting (UCR) system is the degree of detail in reporting. TIBRS collects information on 22 crime categories made up of 47 specific offenses (Group A Offenses) compared to the UCR Summary reporting system that collects



only 8 Part 1 Offenses. Additionally, arrests are reported for 11 Group B offense categories in TIBRS. Under the UCR Summary system, only the most serious offense was reported. In TIBRS up to 10 offenses can be reported within the same incident and are all counted as crimes. Because of the differences between UCR summary data and TIBRS data, any cross comparisons would provide inaccurate results in trend analysis.

Pitfalls of Ranking

In the past, crime data has been used to compile rankings of individual jurisdictions and institutions of higher learning. These crude and/or incomplete analyses have often created misleading perceptions which adversely affect geographic entities and their residents. The FBI has a long standing policy against ranking cities, counties, states and universities/colleges on the basis of crime data alone and the TBI concurs.

Locals should not be ranked because there are many factors that cause the nature and type of crime to vary from place to place. TIBRS statistics include only jurisdictional figures along with reported crime, clearance or arrest data. Rankings ignore the uniqueness of each locale. All jurisdictions are affected in some degree by:

- Population density and degree of urbanization of the locality and surrounding area;
- Variations in composition of the population;
- Number of residents vs. the “policing population” i.e., residents plus daily commuters, transients, tourists, shoppers, etc.;
- Economic conditions;
- Modes of transportation and highway systems;
- Cultural conditions;
- Family conditions with respect to divorce and family cohesiveness;
- Climate;
- Effective strength of law enforcement;
- Administrative and investigative emphases of law enforcement; and/or
- Policies of other components of the criminal justice system, i.e., prosecutorial, judicial, correctional, and probational.

The attitudes of a jurisdiction’s citizenry toward crime and the crime reporting practices of its residents are known to have an effect on the number of crimes coming to the attention of law enforcement. Because of concerns regarding the proper use of TIBRS data, the TBI has the following policies:

The TBI will not analyze, interpret, or publish crime statistics based solely on a single dimension of interagency ranking;

- The TBI will not furnish agency-based crime statistics to data users in a ranked format; and
- When providing/using agency-oriented statistics, the TBI cautions and, in fact, strongly discourages data users against using rankings to evaluate locales or the effectiveness of their law enforcement departments.



Crime Rates

Crime Rates in *Crime in Tennessee* reflect all 22 Group A Offense Categories. Crime rates in the FBI's *Crime in the United States* are only based upon 8 Index Offenses. The crime rates in the TIBRS publications will be a more accurate reflection of the crime occurrences in the state.

$$\text{Crime Rate} = \frac{\text{Number of Offenses}}{\text{Population}} \times 100,000$$

Population Estimates

Population is the most recently available estimates from the U.S. Census Bureau.

Trends

The 2007 Crime in Tennessee is based solely upon incident data. Data submitted by the TBI to the FBI is converted from incident based statistics to the summary system of reporting. In the FBI data, only the most serious of the eight Index crimes are reported. The number of victims is counted if the most serious offense is homicide, assault, kidnapping, or rape. We strongly discourage attempting to compare the TIBRS data for 2007 to any data previously released by the FBI in the Crime in the United States publications. The data sets are not comparable due to the number of types of crimes reported and that all offenses in an incident are reported in TIBRS. Trend information for the state is included in the statewide section of the report.

Crime Counts

All crimes reported in Crime in Tennessee are based upon crimes that occurred in 2007. If a person was arrested in 2007 for a crime that occurred in a previous year, the arrest statistics will not be included in the 2007 counts.

Differences between TIBRS and FBI released data

TIBRS collects information on up to 10 offenses occurring in the same incident. Information is collected on the offense circumstances, victims, offenders, arrestee, and property. There are 22 Group A offense categories with 47 separate offenses. Group B offenses including DUI, Drunkenness, and Bad Checks include arrest information only.

The FBI summary system applies a hierarchical rule and only collects information on the most serious offense in an incident and ignores other offenses. Information is only reported on 8 Index Crimes. Only arrest information is reported for other offenses including drugs, forgeries and frauds.



Highlights

- ♦ A total of 632,540 Group A offenses were reported for 2007
- ♦ 60.3% were property crimes
- ♦ 27.5% were person crimes
- ♦ 12.2% were crimes against society including drug offenses
- ♦ Group A offenses were cleared by arrest or exceptional means 34.4% of the time
- ♦ The crime rate per 100,000 for Group A offenses was 10,474.6
- ♦ Total arrest rate per 100,000 was 5,977.3
- ♦ Juveniles comprised 10.4% of the total arrests
- ♦ Domestic violence offenses made up 48.0% of all person crimes
- ♦ The number of persons arrested for a Group A offense was 164,230
- ♦ A total of 30,495 persons were arrested for DUI including 217 juveniles.



STATEWIDE REPORTS

2007



Tennessee Statewide - 2007

2006 Population Estimate **6,038,803**

Offense Overview

Offense Total 632,540
 Number Cleared 217,748
 Percent Cleared 34.42%

Group A Crimes per 100,000 10,474.6

Arrest Overview

Total Arrests 360,956
 Adult Arrests 323,320
 Juvenile Arrests 37,636
 Unknown Age 16

Arrests per 100,000 population 5,977.3

Average number offenses/incident 1.13

Domestic Violence Victims

| Offense | Total | Arrests |
|-------------------------|---------------|---------------|
| Murder | 82 | 64 |
| Aggravated Assault | 11,399 | 5,864 |
| Simple Assault | 56,728 | 23,246 |
| Intimidation | 11,834 | 1,305 |
| Stalking | 841 | 132 |
| Forcible Rape | 570 | 154 |
| Forcible Sodomy | 138 | 25 |
| Sexual Assault W/Object | 93 | 17 |
| Forcible Fondling | 649 | 96 |
| Incest | 45 | 13 |
| Statutory Rape | 234 | 88 |
| Kidnaping/Abduction | 805 | 224 |
| Total | 83,418 | 31,228 |

TIBRS Group B Arrests

| Offense | Adult | Juvenile |
|-----------------------|----------------|---------------|
| Bad Checks | 9,592 | 8 |
| Curfew/Vagrancy | 62 | 1,963 |
| Disorderly Conduct | 8,323 | 4,091 |
| DUI | 30,278 | 217 |
| Drunkenness | 23,912 | 411 |
| Family-Non Violent | 2,331 | 41 |
| Liquor Law Violations | 7,939 | 1,504 |
| Peeping Tom | 10 | 1 |
| Runaway | 0 | 2,261 |
| Trespass | 6,751 | 1,102 |
| All Other Offenses | 91,120 | 4,809 |
| Total Group B | 180,318 | 16,408 |

| TIBRS Group A Offenses | Offenses | | Arrests | |
|------------------------------------|----------------|----------------|----------------|---------------|
| | Reported | Cleared | Adult | Juvenile |
| Crimes Against Persons | | | | |
| Murder | 395 | 245 | 298 | 15 |
| Negligent Manslaughter | 14 | 10 | 14 | 2 |
| Kidnaping/Abduction | 1,472 | 704 | 416 | 12 |
| Forcible Rape | 2,187 | 791 | 337 | 65 |
| Forcible Sodomy | 422 | 154 | 38 | 20 |
| Sexual Assault W/Object | 294 | 106 | 39 | 12 |
| Forcible Fondling | 2,440 | 894 | 332 | 112 |
| Incest | 46 | 23 | 13 | 2 |
| Statutory Rape | 628 | 306 | 241 | 1 |
| Aggravated Assault | 32,828 | 19,270 | 10,735 | 1,235 |
| Simple Assault | 96,932 | 49,370 | 27,459 | 5,490 |
| Intimidation | 34,226 | 8,625 | 2,333 | 321 |
| Stalking | 1,851 | 565 | 284 | 17 |
| Crimes Against Property | | | | |
| Arson | 1,282 | 259 | 144 | 90 |
| Bribery | 32 | 16 | 12 | 0 |
| Burglary | 61,498 | 7,084 | 5,379 | 1,403 |
| Counterfeiting/Forgery | 11,300 | 4,327 | 3,173 | 91 |
| Destruction/Damage/Vandalism | 75,572 | 10,271 | 3,656 | 1,507 |
| Embezzlement | 3,399 | 1,505 | 996 | 40 |
| Extortion/Blackmail | 111 | 35 | 30 | 1 |
| Fraud - False Pretenses | 10,944 | 3,642 | 1,403 | 34 |
| Fraud - Credit Card/ATM | 6,272 | 1,366 | 614 | 49 |
| Fraud - Impersonation | 6,035 | 2,303 | 1,763 | 104 |
| Fraud - Welfare | 123 | 102 | 28 | 0 |
| Fraud - Wire | 397 | 29 | 7 | 0 |
| Motor Vehicle Theft | 20,963 | 3,264 | 2,302 | 470 |
| Robbery | 11,090 | 2,767 | 2,411 | 537 |
| Stolen Property Offenses | 1,310 | 952 | 827 | 66 |
| Theft - Pocket-picking | 485 | 40 | 30 | 9 |
| Theft - Purse Snatching | 478 | 81 | 60 | 16 |
| Theft - Shoplifting | 27,798 | 16,408 | 14,881 | 3,353 |
| Theft From Building | 30,538 | 4,630 | 2,544 | 508 |
| Theft From Coin Machine | 1,082 | 182 | 142 | 12 |
| Theft From Motor Vehicle | 38,935 | 2,319 | 1,514 | 266 |
| Theft of Motor Vehicle Parts | 18,865 | 812 | 568 | 77 |
| Theft - All Other Larceny | 52,984 | 5,854 | 4,398 | 610 |
| Crimes Against Society | | | | |
| Drug/Narcotic Violations | 45,769 | 39,821 | 39,426 | 3,515 |
| Drug/Narcotic Equipment Violations | 22,424 | 20,551 | 8,779 | 314 |
| Gambling - Betting/Wagering | 62 | 53 | 168 | 19 |
| Gambling - Operating/Promoting | 75 | 65 | 90 | 0 |
| Gambling - Equipment Violations | 154 | 127 | 42 | 7 |
| Gambling - Sports Tampering | 0 | 0 | 0 | 0 |
| Pornography/Obscene Material | 148 | 46 | 29 | 5 |
| Prostitution | 2,465 | 2,172 | 2,128 | 37 |
| Prostitution Assisting/Promoting | 88 | 83 | 56 | 3 |
| Weapon Law Violations | 6,127 | 5,519 | 2,863 | 781 |
| Total Group A Offenses | 632,540 | 217,748 | 143,002 | 21,228 |



Crime in Tennessee 2007

Crimes Against Persons in Tennessee, 2007

Data represents each offense within a reported incident

| | |
|-------------------------------|----------------|
| Offense Total | 173,735 |
| % of Total Statewide Offenses | 27.5% |
| Offense Cleared | 81,603 |
| % of Offenses Cleared | 37.2% |

Crimes Against Persons Offenses

| | | |
|------------------------|------------------------------|-------------------------|
| Murder | Forcible Sex Offenses | Assault Offenses |
| Negligent Manslaughter | Forcible Rape | Aggravated Assault |
| Kidnapping/Abduction | Forcible Sodomy | Simple Assault |
| Incest | Sexual Assault w/Object | Intimidation |
| Statutory Rape | Forcible Fondling | Stalking |

- A total of 13.1% of the Aggravated Assaults reported the offender was suspected of using alcohol at the time of the offense.
- 44.5% of all homicides occurred between the hours of 9:00 pm and 3:00 am.
- 51.9% of all homicides occurred at a residence.

Arrestee Demographics - Crimes Against Persons

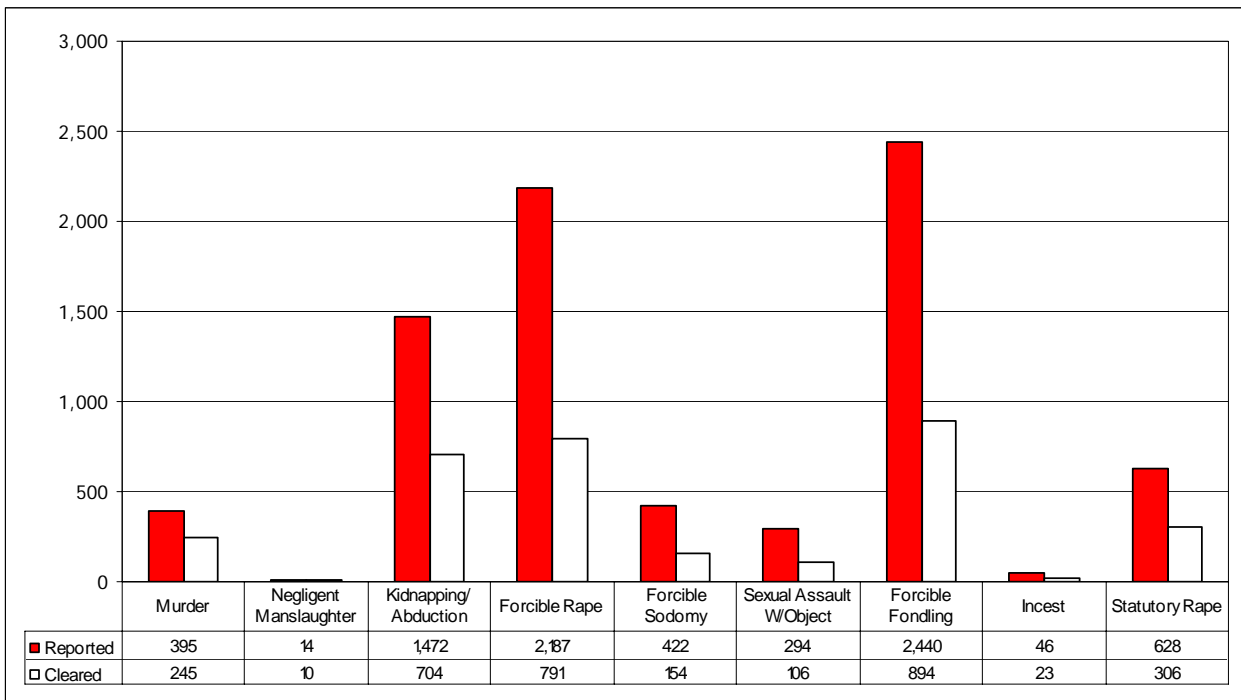
| | | | |
|------------|-------|------------------|-------|
| Sex | | Race | |
| Male | 74.8% | African American | 36.1% |
| Female | 25.2% | Asian | 0.3% |
| | | Native American | 0.1% |
| | | Unknown | 0.5% |
| | | White | 62.9% |

Percentage of Total Crime Against Persons by Offense Type

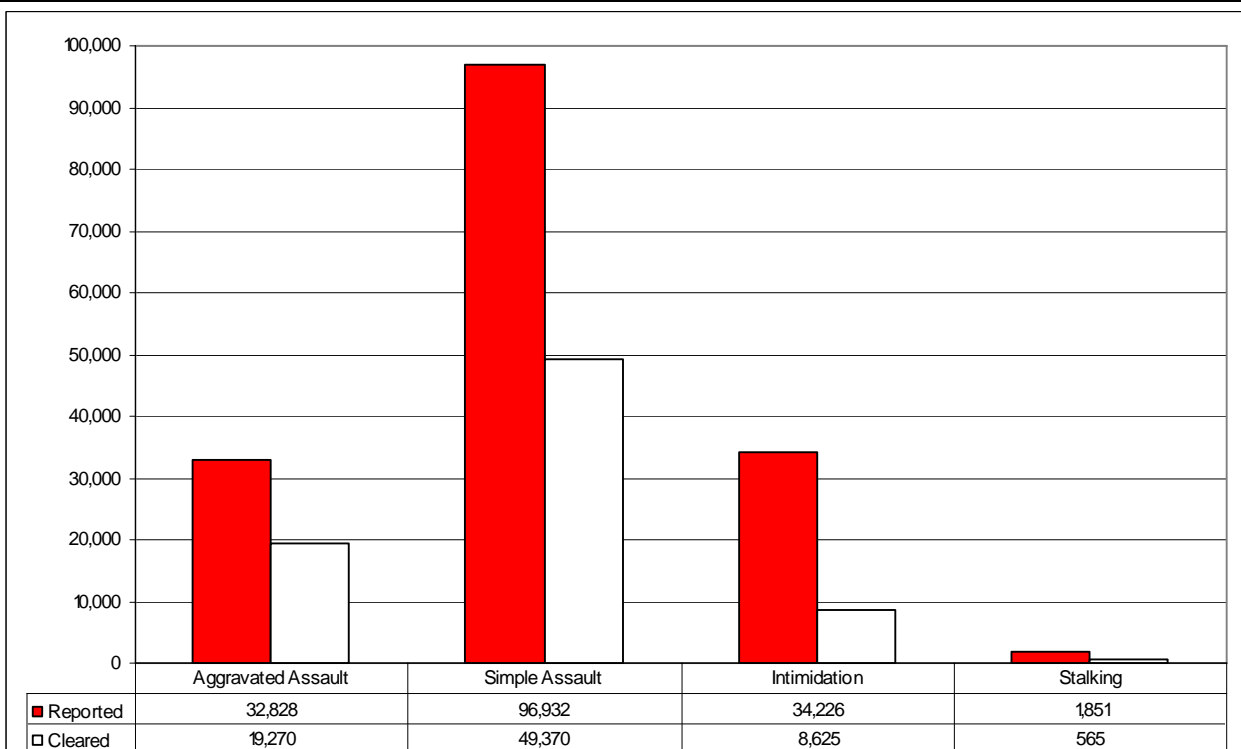
| | | | |
|---------------------------|-------|--------------------|-------|
| Murder | 0.2% | Incest | 0.03% |
| Nonnegligent Manslaughter | 0.01% | Statutory Rape | 0.4% |
| Kidnapping/Abduction | 0.8% | Aggravated Assault | 18.9% |
| Forcible Rape | 1.3% | Simple Assault | 55.8% |
| Forcible Sodomy | 0.2% | Intimidation | 19.7% |
| Sexual Assault w/Object | 0.2% | Stalking | 1.1% |
| Forcible Fondling | 1.4% | | |



Crimes Against Persons – Excluding Assault Offenses



Crimes Against Persons – Assault Offenses



Crimes Against Property in Tennessee, 2007

Data represents each offense within a reported incident

| | |
|-------------------------------------|----------------|
| Offense Total | 381,493 |
| Percent of Total Statewide Offenses | 60.3% |
| Offense Cleared | 68,248 |
| Percent of Property Cleared | 17.9% |

Crimes Against Persons Offenses

| | | |
|------------------------------|--------------------------|-----------------------|
| Arson | Fraud Offenses | Theft Offenses |
| Bribery | False Pretenses | Pocket Picking |
| Burglary | Credit Card ATM | Purse Snatching |
| Counterfeiting/Forgery | Impersonation | Shoplifting |
| Destruction/Damage/Vandalism | Welfare | From Building |
| Embezzlement | Wire | Coin Machine |
| Extortion/Blackmail | Motor Vehicle Theft | From Motor Vehicle |
| Robbery | Stolen Property Offenses | Motor Vehicle Parts |
| | | All Other Larceny |

- A total of 7,146 Knife / Cutting Instruments were used in Robbery offenses.
- Shoplifting represents a total of 7.29% of the total offenses.
- 18.4% of all Motor Vehicle Thefts occurred between the hours of 9 p.m. and 12 a.m.

Arrestee Demographics for Property Offenses

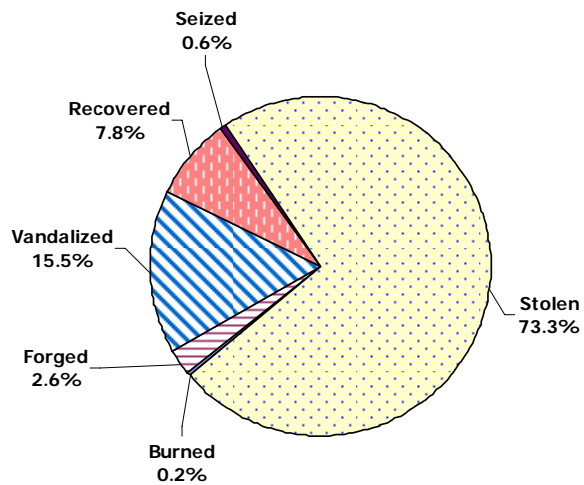
| | | | | | |
|------------|-------|-------------|--------|---------|-------|
| Sex | | Race | | | |
| Male | 66.5% | White | 65.43% | Indian | 0.14% |
| Female | 33.5% | Black | 33.66% | Unknown | 0.51% |
| | | Asian | 0.26% | | |

Percentage of Total Crimes Against Property by Offense Type

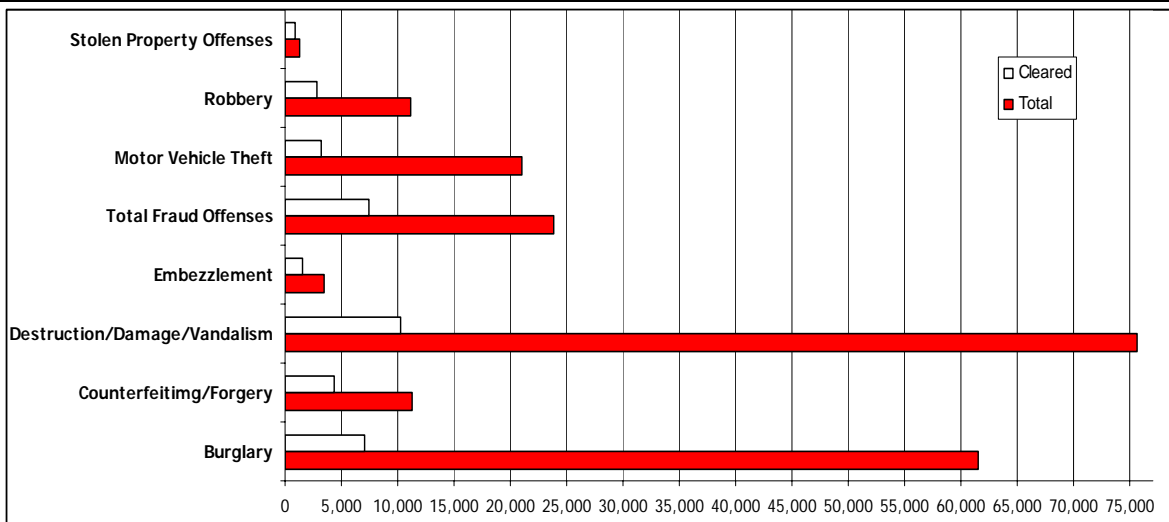
| | | | |
|-------------------------------|-------|--------------------------|-------|
| Arson | 0.34% | Extortion/Blackmail | 0.03% |
| Bribery | 0.01% | Motor Vehicle Theft | 5.5% |
| Burglary | 16.1% | Robbery | 2.9% |
| Counterfeiting/Forgery | 2.9% | Stolen Property Offenses | 0.3% |
| Destruction/Damage/ Vandalism | 19.8% | Fraud Offenses | 6.2% |
| Embezzlement | 0.9% | Theft Offenses | 44.8% |



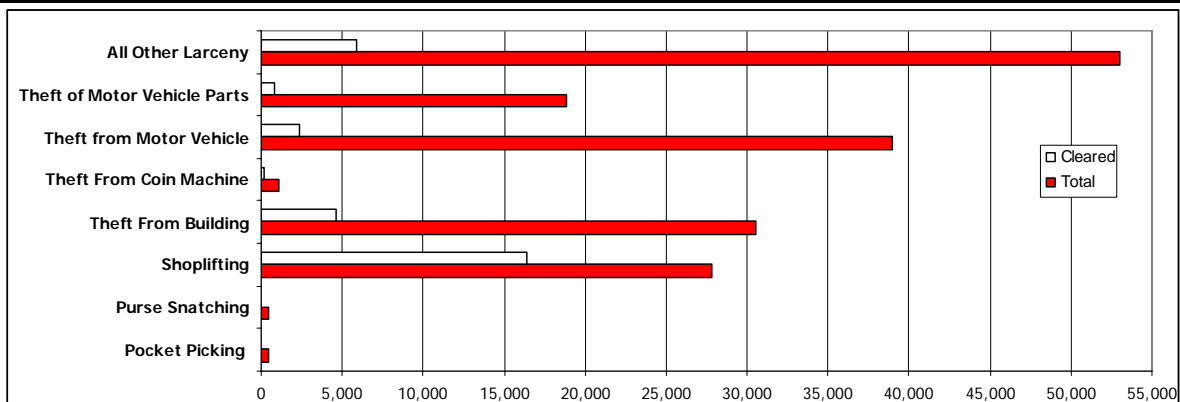
Statewide Property Loss Percentages by Loss Type



Statewide Property Offenses vs. Clearances



Statewide Larceny Offenses vs. Clearances



Crimes Against Society in Tennessee, 2007

Data represents each offense within a reported incident

| | |
|-------------------------------|---------------|
| Offense Total | 77,312 |
| % of Total Statewide Offenses | 12.2% |
| Offense Cleared | 68,437 |
| % of Cleared | 88.5% |

Crimes Against Society Offenses

| | |
|--|---------------------------|
| Drug/Narcotic Violations | Gambling Offenses: |
| Drug Equipment Violations | Betting/Wagering |
| Pornography/Obscene Materials | Operating/Promoting |
| Prostitution | Equipment Violation |
| Assisting/Promoting Prostitution | Sports Tampering |
| Weapon Law Violations | |
| <ul style="list-style-type: none"> ▪ The most common reported drug type for drug related offenses was Processed Marijuana at 49.5%. ▪ 72.9% of persons arrested for Drug Narcotic Violations were under the age of 35. | |

Arrestee Demographics for Crimes Against Society Offenses

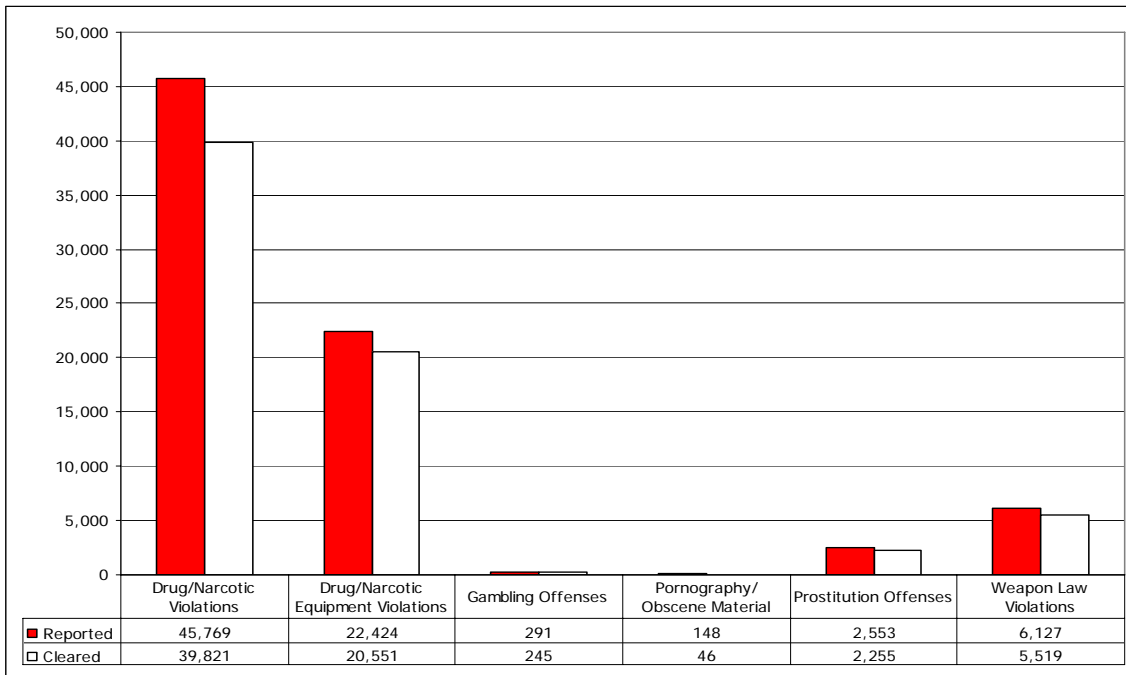
| | | | |
|------------|-------|------------------|-------|
| Sex | | Race | |
| Male | 76.0% | African American | 39.1% |
| Female | 24.0% | Asian | 0.2% |
| | | Native American | 0.1% |
| | | Unknown | 0.5% |
| | | White | 60.1% |

Percentage of Total Crime Against Society by Offense Type

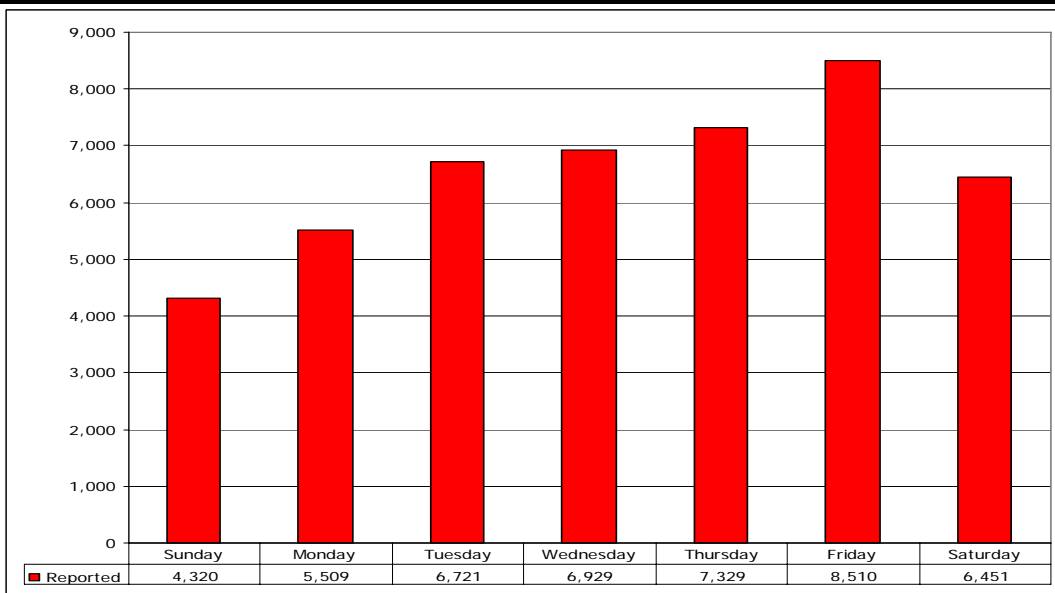
| | | | |
|------------------------------------|-------|--------------------------|------|
| Drug/Narcotic Violations | 59.2% | Gambling Offenses | |
| Drug/Narcotic Equipment Violations | 29.0% | Betting/Wagering | 0.1% |
| Pornography/Obscene Material | 0.2% | Operating/Promoting | 0.1% |
| Prostitution | 3.2% | Equipment Violations | 0.2% |
| Assisting/Promoting Prostitution | 0.1% | Sports Tampering | 0.0% |
| Weapon Law Violations | 7.9% | | |



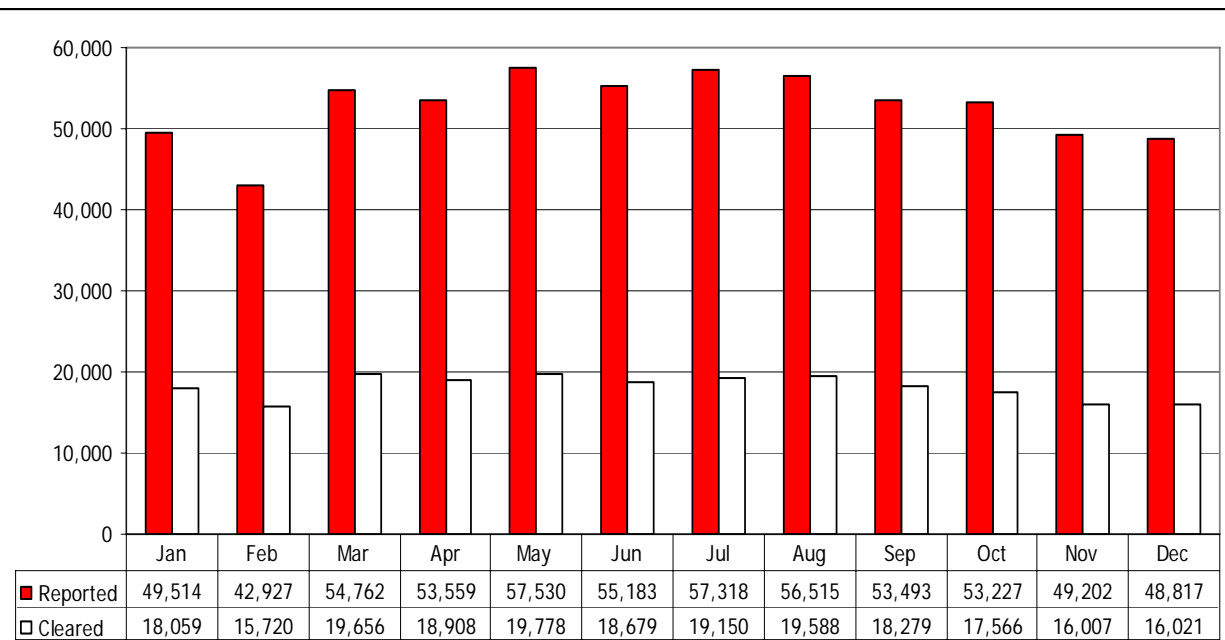
Crimes Against Society



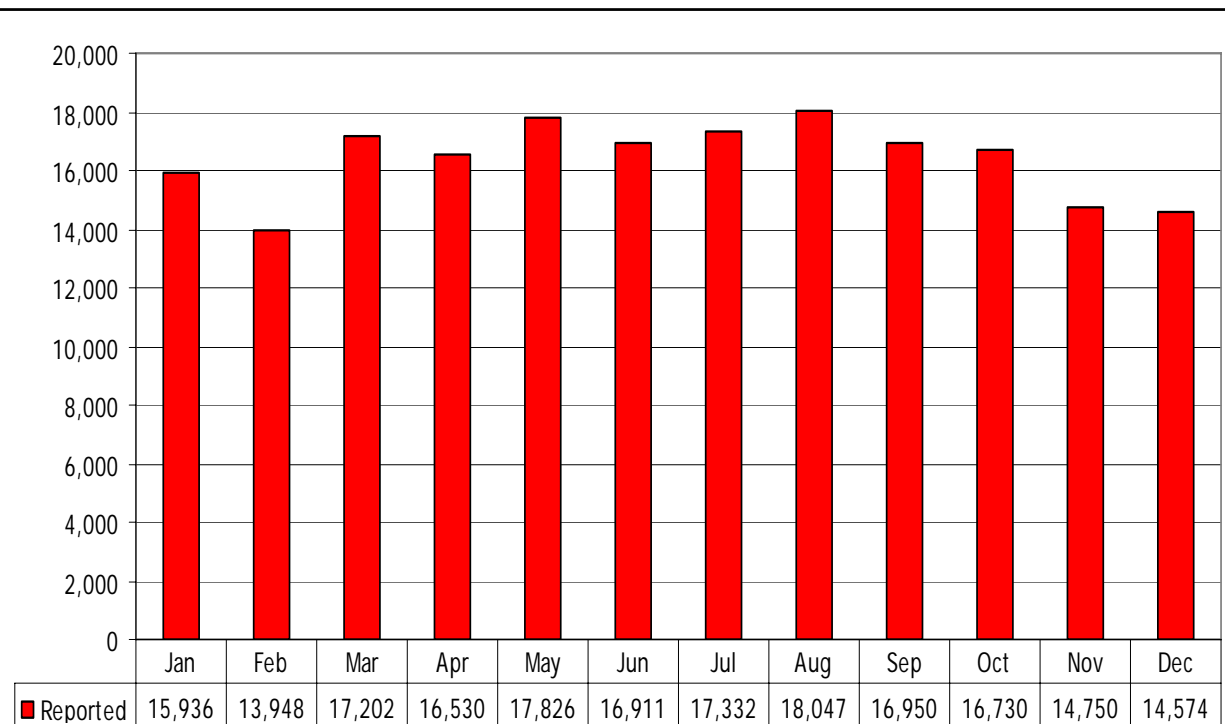
Drug Narcotic Offenses by Day of Week



Group A Offenses vs. Clearances by Month



Group B Arrests by Month



| <i>Offenses and Weapon Used</i> | | | | | | |
|--|---------------------------|-----------|-----------------|------------|-----------------|-----------|
| | Firearm (type not stated) | | Handgun | | Rifle | |
| | Non - Automatic | Automatic | Non - Automatic | Automatic | Non - Automatic | Automatic |
| Murder | 39 | 1 | 188 | 6 | 11 | 0 |
| Negligent Manslaughter | 0 | 0 | 2 | 0 | 1 | 0 |
| Kidnapping/Abduction | 15 | 6 | 240 | 7 | 10 | 0 |
| Forcible Rape | 5 | 1 | 92 | 0 | 4 | 0 |
| Forcible Sodomy | 0 | 0 | 8 | 0 | 1 | 0 |
| Sexual Assault with an Object | 0 | 0 | 5 | 0 | 0 | 0 |
| Forcible Fondling | 0 | 0 | 13 | 2 | 0 | 0 |
| Robbery | 1,100 | 29 | 7,081 | 198 | 512 | 22 |
| Aggravated Assault | 0 | 0 | 0 | 0 | 0 | 0 |
| Simple Assault | 0 | 0 | 0 | 0 | 0 | 0 |
| Extortion/Blackmail | 218 | 26 | 5,780 | 130 | 109 | 4 |
| Weapon Law Violation | 307 | 25 | 3,411 | 241 | 231 | 17 |
| TOTAL | 1,684 | 88 | 16,820 | 584 | 879 | 43 |

| <i>Offenses and Weapon Used</i> | | | | | | |
|--|-----------------|-----------|-----------------|-----------|--------------------------|--------------|
| | Shotgun | | Other Firearm | | Knife/Cutting Instrument | Blunt Object |
| | Non - Automatic | Automatic | Non - Automatic | Automatic | | |
| Murder | 13 | 0 | 0 | 0 | 53 | 14 |
| Negligent Manslaughter | 0 | 0 | 0 | 0 | 1 | 0 |
| Kidnapping/Abduction | 29 | 0 | 3 | 0 | 112 | 24 |
| Forcible Rape | 7 | 0 | 1 | 0 | 85 | 16 |
| Forcible Sodomy | 0 | 0 | 1 | 0 | 8 | 6 |
| Sexual Assault with an Object | 0 | 0 | 0 | 0 | 6 | 9 |
| Forcible Fondling | 1 | 0 | 0 | 0 | 7 | 9 |
| Robbery | 893 | 6 | 196 | 6 | 7,146 | 6,130 |
| Aggravated Assault | 0 | 0 | 0 | 0 | 0 | 0 |
| Simple Assault | 0 | 0 | 0 | 0 | 2 | 2 |
| Extortion/Blackmail | 297 | 0 | 24 | 2 | 833 | 316 |
| Weapon Law Violation | 268 | 10 | 43 | 5 | 1,143 | 307 |
| TOTAL | 1,508 | 16 | 268 | 13 | 9,396 | 6,833 |

*Note: up to three weapons may be chosen with an offense.
(Chart continued on next page.)*



| <i>Offenses and Weapon Used</i> | | | | | |
|--|----------------------|------------------------|---------------|-------------------|-------------------------------|
| | Motor Vehicle | Personal Weapon | Poison | Explosives | Fire/Incendiary Device |
| Murder | 5 | 35 | 0 | 0 | 4 |
| Negligent Manslaughter | 3 | 1 | 0 | 0 | 0 |
| Kidnapping/Abduction | 37 | 691 | 0 | 0 | 1 |
| Forcible Rape | 0 | 1,664 | 0 | 0 | 1 |
| Forcible Sodomy | 1 | 324 | 0 | 0 | 0 |
| Sexual Assault with an Object | 0 | 236 | 0 | 0 | 0 |
| Forcible Fondling | 0 | 2,099 | 0 | 1 | 0 |
| Robbery | 3,368 | 6,570 | 22 | 30 | 115 |
| Aggravated Assault | 0 | 89,134 | 0 | 0 | 0 |
| Simple Assault | 1 | 31 | 0 | 0 | 1 |
| Extortion/Blackmail | 39 | 3,163 | 0 | 2 | 1 |
| Weapon Law Violation | 2 | 97 | 2 | 50 | 7 |
| Total | 3,456 | 104,045 | 24 | 83 | 130 |

| <i>Offenses and Weapon Used</i> | | | | | |
|--|-----------------------------|---------------------|---------------|----------------|--------------|
| | Drugs/ Narcotics | Asphyxiation | Other | Unknown | None |
| Murder | 2 | 2 | 36 | 20 | 0 |
| Negligent Manslaughter | 0 | 0 | 3 | 3 | 0 |
| Kidnapping/Abduction | 1 | 3 | 90 | 200 | 154 |
| Forcible Rape | 19 | 4 | 77 | 125 | 178 |
| Forcible Sodomy | 1 | 1 | 17 | 24 | 45 |
| Sexual Assault with an Object | 1 | 1 | 26 | 10 | 8 |
| Forcible Fondling | 0 | 1 | 33 | 87 | 202 |
| Robbery | 29 | 36 | 4,298 | 525 | 65 |
| Aggravated Assault | 0 | 0 | 5,413 | 918 | 2,974 |
| Simple Assault | 1 | 0 | 27 | 14 | 35 |
| Extortion/Blackmail | 3 | 3 | 539 | 392 | 174 |
| Weapon Law Violation | 48 | 0 | 291 | 12 | 47 |
| Total | 105 | 51 | 10,850 | 2,330 | 3,882 |

Note: up to three weapons may be chosen with an offense.



Offenses by Time of Day

| | Total | 12 AM - 3 AM | 3 AM - 6 AM | 6 AM - 9 AM | 9 AM - 12 PM | 12 PM - 3 PM | 3 PM - 6 PM | 6 PM - 9 PM | 9 PM - 12 AM |
|------------------------------------|----------------|-----------------|----------------|----------------|-----------------|-----------------|----------------|----------------|-----------------|
| Crimes Against Persons | | | | | | | | | |
| Murder | 382 | 70 | 33 | 20 | 25 | 44 | 39 | 51 | 100 |
| Negligent Manslaughter | 14 | 0 | 0 | 3 | 1 | 5 | 2 | 2 | 1 |
| Kidnapping/Abduction | 1,256 | 166 | 75 | 116 | 126 | 167 | 161 | 254 | 191 |
| Forcible Rape | 2,144 | 468 | 269 | 165 | 159 | 242 | 195 | 284 | 362 |
| Forcible Sodomy | 383 | 78 | 23 | 36 | 38 | 55 | 60 | 46 | 47 |
| Sexual Assault w/Object | 270 | 52 | 12 | 17 | 37 | 44 | 31 | 40 | 37 |
| Forcible Fondling | 2,200 | 347 | 89 | 184 | 295 | 413 | 350 | 322 | 200 |
| Incest | 43 | 6 | 2 | 3 | 10 | 9 | 4 | 6 | 3 |
| Statutory Rape | 620 | 133 | 24 | 58 | 63 | 97 | 84 | 79 | 82 |
| Aggravated Assault | 26,208 | 3,774 | 1,521 | 1,298 | 2,183 | 2,957 | 4,161 | 5,033 | 5,281 |
| Simple Assault | 83,297 | 10,248 | 4,544 | 4,889 | 7,821 | 10,754 | 13,683 | 15,928 | 15,430 |
| Intimidation | 31,296 | 2,579 | 821 | 2,294 | 3,927 | 5,125 | 5,962 | 6,053 | 4,535 |
| Stalking | 1,784 | 210 | 62 | 197 | 207 | 298 | 291 | 274 | 245 |
| Crimes Against Property | | | | | | | | | |
| Arson | 1,282 | 253 | 160 | 101 | 118 | 118 | 162 | 154 | 216 |
| Bribery | 32 | 5 | 2 | 3 | 2 | 6 | 5 | 6 | 3 |
| Burglary | 61,470 | 6,448 | 3,278 | 9,343 | 8,171 | 8,968 | 10,174 | 8,602 | 6,486 |
| Counterfeiting/Forgery | 11,263 | 1,371 | 100 | 1,391 | 2,108 | 2,619 | 1,980 | 1,088 | 606 |
| Destruction/Damage/Vandalism | 75,539 | 11,415 | 4,159 | 6,753 | 7,325 | 8,727 | 11,476 | 12,511 | 13,173 |
| Embezzlement | 3,397 | 392 | 40 | 415 | 511 | 681 | 609 | 420 | 329 |
| Extortion/Blackmail | 111 | 13 | 4 | 13 | 28 | 17 | 17 | 14 | 5 |
| Fraud - False Pretenses | 10,923 | 1,375 | 137 | 1,286 | 2,058 | 2,590 | 1,946 | 1,007 | 524 |
| Fraud - Credit Card/ATM | 6,267 | 1,795 | 112 | 599 | 794 | 1,227 | 882 | 550 | 308 |
| Fraud - Impersonation | 6,017 | 1,227 | 145 | 689 | 879 | 1,121 | 868 | 604 | 484 |
| Fraud - Welfare | 123 | 9 | 0 | 55 | 8 | 35 | 12 | 4 | 0 |
| Fraud - Wire | 397 | 64 | 3 | 50 | 70 | 93 | 69 | 33 | 15 |
| Motor Vehicle Theft | 21,251 | 3,158 | 1,197 | 2,157 | 2,068 | 2,538 | 2,876 | 3,337 | 3,920 |
| Robbery | 11,090 | 1,755 | 954 | 521 | 780 | 1,073 | 1,256 | 1,981 | 2,770 |
| Stolen Property Offense | 1,309 | 168 | 79 | 92 | 171 | 222 | 216 | 189 | 172 |
| Theft - Pocket Picking | 485 | 68 | 28 | 35 | 54 | 79 | 90 | 67 | 64 |
| Theft - Purse Snatching | 478 | 39 | 19 | 23 | 57 | 82 | 77 | 93 | 88 |
| Theft - Shoplifting | 27,797 | 1,797 | 753 | 823 | 2,787 | 5,873 | 7,454 | 5,849 | 2,461 |
| Theft from Building | 30,511 | 3,246 | 721 | 3,278 | 4,613 | 6,174 | 5,584 | 4,090 | 2,805 |
| Theft from Coin Machine | 1,080 | 194 | 87 | 131 | 113 | 145 | 124 | 149 | 137 |
| Theft from Motor Vehicle | 38,926 | 4,942 | 1,659 | 3,300 | 4,153 | 5,082 | 5,712 | 6,929 | 7,149 |
| Theft of Motor Vehicle Parts | 18,860 | 2,937 | 799 | 2,033 | 1,845 | 2,410 | 2,760 | 3,036 | 3,040 |
| Theft - All Other Larceny | 52,945 | 5,460 | 1,274 | 5,700 | 7,401 | 9,740 | 10,383 | 8,056 | 4,931 |
| Crimes Against Society | | | | | | | | | |
| Drug/Narcotic Violations | 45,764 | 6,114 | 2,048 | 1,613 | 3,959 | 5,774 | 7,507 | 9,386 | 9,363 |
| Drug/Narcotic Equipment Violations | 22,417 | 3,446 | 1,316 | 862 | 1,979 | 2,620 | 3,379 | 4,254 | 4,561 |
| Gambling-Betting/Wagering | 62 | 3 | 0 | 5 | 4 | 8 | 13 | 18 | 11 |
| Gambling-Operating/Promoting | 75 | 2 | 1 | 1 | 14 | 13 | 19 | 18 | 7 |
| Gambling-Equipment Violation | 154 | 7 | 7 | 4 | 26 | 19 | 29 | 37 | 25 |
| Gambling-Sports Tampering | 0 | 0 | 0 | 0 | 0 | 0 | 0 | 0 | 0 |
| Pornography/Obscene Materials | 147 | 15 | 4 | 9 | 32 | 30 | 34 | 10 | 13 |
| Prostitution | 2,465 | 197 | 77 | 83 | 230 | 382 | 432 | 565 | 499 |
| Prostitution-Assisting/Promoting | 88 | 11 | 3 | 4 | 3 | 12 | 13 | 17 | 25 |
| Weapon Law Violations | 6,127 | 939 | 402 | 359 | 567 | 702 | 812 | 1,147 | 1,199 |
| Total Group A Offenses | 608,749 | 76,996 | 27,043 | 51,011 | 67,820 | 89,390 | 101,993 | 102,593 | 91,903 |

Note: In this table, Crimes Against Persons is the count of Incidents, not Victim. Motor Vehicle Theft is the number of incidents with vehicles stolen, not the count of actual vehicles. A total of 269 incidents did not have an incident time.

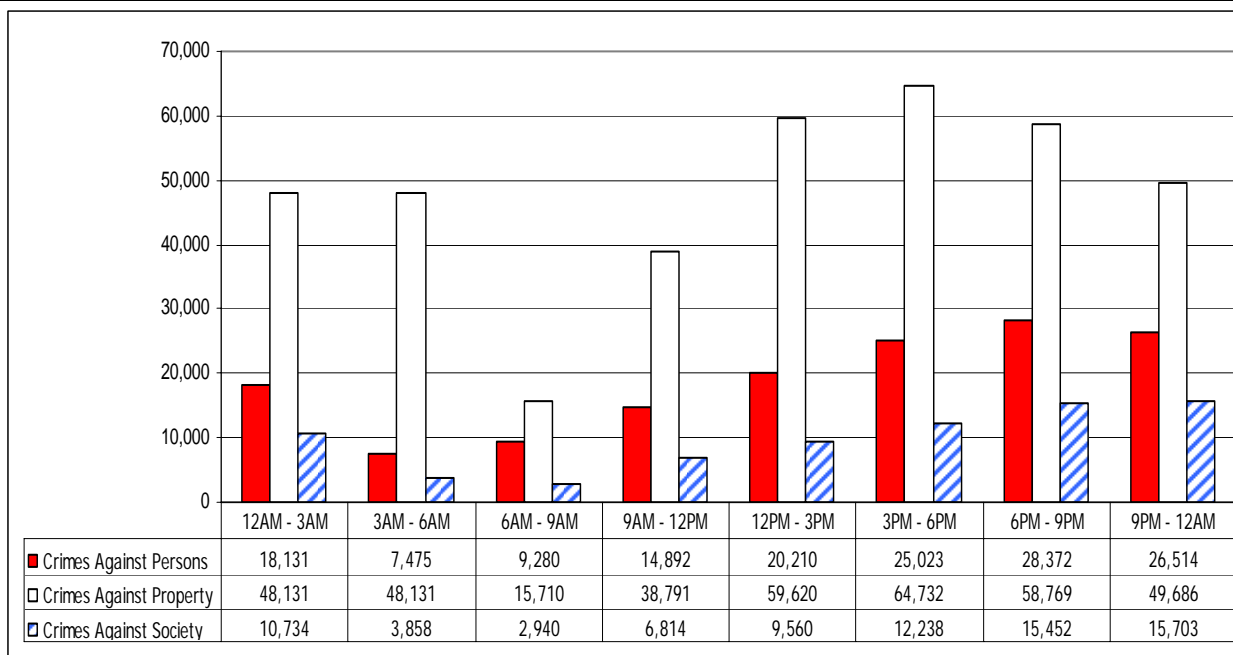


| <i>Offender Suspected of Using</i> | | | | | |
|---|---------------------------|----------------|---------------|-------------------------------|---------------------------|
| | Total Offenses | Alcohol | Drugs | Computer Equipment | Not Applicable |
| Crimes Against Persons | | | | | |
| Murder | 383 | 20 | 12 | 0 | 351 |
| Negligent Manslaughter | 14 | 0 | 0 | 0 | 14 |
| Kidnapping/Abduction | 1,278 | 85 | 73 | 2 | 1,118 |
| Forcible Rape | 2,196 | 283 | 116 | 3 | 1,794 |
| Forcible Sodomy | 389 | 25 | 9 | 2 | 353 |
| Sexual Assault w/Object | 273 | 18 | 7 | 1 | 247 |
| Forcible Fondling | 2,218 | 150 | 31 | 1 | 2,036 |
| Incest | 43 | 1 | 1 | 1 | 40 |
| Statutory Rape | 632 | 33 | 25 | 3 | 571 |
| Aggravated Assault | 26,636 | 3,479 | 1,040 | 3 | 22,114 |
| Simple Assault | 84,264 | 11,005 | 2,383 | 9 | 70,867 |
| Intimidation | 31,567 | 1,526 | 703 | 83 | 29,255 |
| Stalking | 1,796 | 45 | 27 | 4 | 1,720 |
| Crimes Against Property | | | | | |
| Arson | 1,289 | 23 | 17 | 0 | 1,249 |
| Bribery | 33 | 6 | 2 | 0 | 25 |
| Burglary | 61,643 | 534 | 738 | 22 | 60,349 |
| Counterfeiting/Forgery | 11,342 | 97 | 480 | 124 | 10,641 |
| Destruction/Damage/Vandalism | 75,868 | 2,056 | 745 | 4 | 73,063 |
| Embezzlement | 3,401 | 13 | 50 | 21 | 3,317 |
| Extortion/Blackmail | 113 | 3 | 7 | 4 | 99 |
| Fraud - False Pretenses | 10,961 | 152 | 517 | 132 | 10,160 |
| Fraud - Credit Card/ATM | 6,274 | 13 | 29 | 144 | 6,088 |
| Fraud - Impersonation | 6,072 | 244 | 213 | 94 | 5,521 |
| Fraud - Welfare | 123 | 0 | 90 | 0 | 33 |
| Fraud - Wire | 397 | 1 | 7 | 121 | 268 |
| Motor Vehicle Theft | 21,330 | 270 | 266 | 3 | 20,791 |
| Robbery | 11,156 | 220 | 278 | 3 | 10,655 |
| Stolen Property Offense | 1,322 | 35 | 59 | 2 | 1,226 |
| Theft - Pocket Picking | 489 | 9 | 11 | 0 | 469 |
| Theft - Purse Snatching | 481 | 12 | 9 | 0 | 460 |
| Theft - Shoplifting | 27,891 | 981 | 453 | 2 | 26,455 |
| Theft from Building | 30,642 | 267 | 678 | 46 | 29,651 |
| Theft from Coin Machine | 1,085 | 9 | 15 | 0 | 1,061 |
| Theft from Motor Vehicle | 38,997 | 146 | 247 | 6 | 38,598 |
| Theft of Motor Vehicle Parts | 18,899 | 61 | 71 | 1 | 18,766 |
| Theft - All Other Larceny | 53,124 | 389 | 620 | 50 | 52,065 |
| Crimes Against Society | | | | | |
| Drug/Narcotic Violations | 48,161 | 2,895 | 26,588 | 17 | 18,661 |
| Drug/Narcotic Equipment Violations | 23,657 | 1,567 | 10,918 | 7 | 11,165 |
| Gambling-Betting/Wagering | 63 | 3 | 5 | 0 | 55 |
| Gambling-Operating/Promoting | 76 | 6 | 4 | 0 | 66 |
| Gambling-Equipment Violation | 155 | 7 | 23 | 0 | 125 |
| Gambling-Sports Tampering | 0 | 0 | 0 | 0 | 0 |
| Pornography/Obscene Materials | 148 | 0 | 2 | 36 | 110 |
| Prostitution | 2,493 | 60 | 183 | 3 | 2,247 |
| Prostitution-Assisting/Promoting | 89 | 1 | 3 | 0 | 85 |
| Weapon Law Violations | 6,276 | 742 | 821 | 4 | 4,709 |
| Total Group A Offenses | 615,739 | 27,492 | 48,576 | 958 | 538,713 |

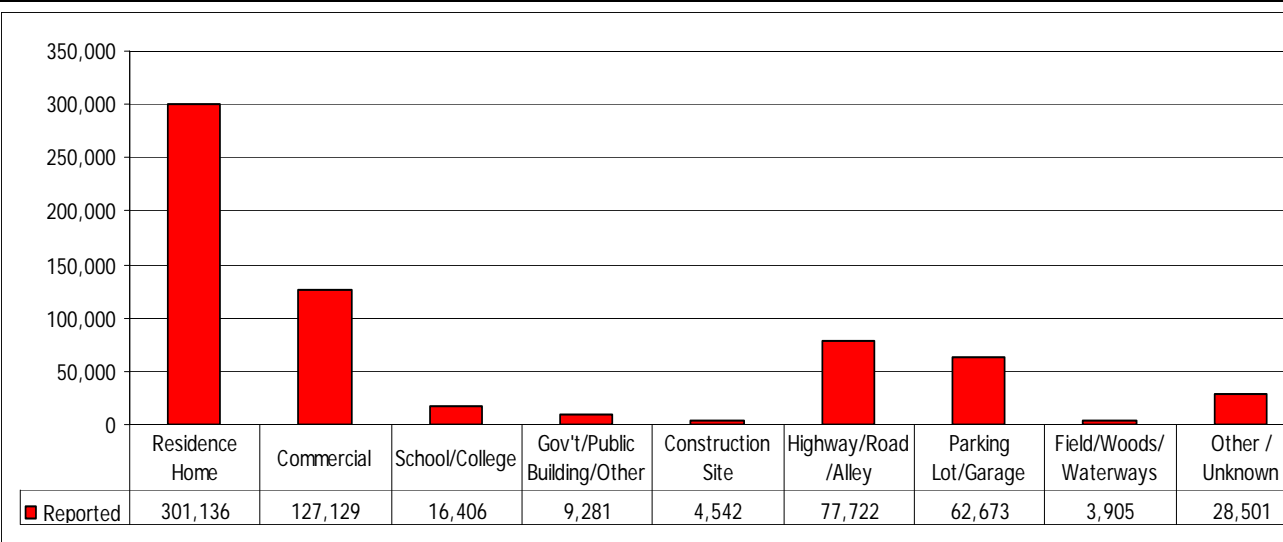
Note: More than one category may be chosen for each offense so numbers will not equal the total offense counts.



Group A Offenses by Time of Day



Group A Offenses by Location Group



Commercial locations include:

| | | | | |
|-------------------------|----------------------|---------------------|-------------------------|--------------------------------|
| Air/Bus/Train Terminal | Bank/Savings & Loan | Bar/Night Club | Commercial/Office Bldg. | Convenience Store |
| Dept./Discount Store | Drug Store/ Doctor's | Grocery/Supermarket | Hotel/Motel/Etc. | Liquor Store |
| Rental Storage Facility | Office/Hospital | Restaurant | Services/Gas Station | Specialty Store (TV, Fur, etc) |

Public Buildings/Other locations include:

| | | |
|-------------------------|-----------------------------|-------------|
| Church/Synagogue/Temple | Government/Public Buildings | Jail Prison |
|-------------------------|-----------------------------|-------------|



| Offense Location | | | | | | | |
|------------------------------------|------------------------|--------------------------------|----------------------------------|--------------|-------------------------------|----------------------------|------------------------------|
| | Grand Total | Transport. Terminal | Financial Institution | Bar | Religious Facility | Office Building | Construction Site |
| Crimes Against Persons | | | | | | | |
| Murder | 395 | 0 | 1 | 14 | 0 | 1 | 0 |
| Negligent Manslaughter | 14 | 0 | 0 | 0 | 0 | 0 | 0 |
| Kidnapping/Abduction | 1,472 | 1 | 2 | 12 | 5 | 9 | 0 |
| Forcible Rape | 2,187 | 2 | 2 | 18 | 9 | 8 | 3 |
| Forcible Sodomy | 422 | 0 | 0 | 0 | 4 | 0 | 0 |
| Sexual Assault w/Object | 294 | 2 | 0 | 2 | 0 | 1 | 2 |
| Forcible Fondling | 2,440 | 15 | 0 | 30 | 14 | 19 | 2 |
| Incest | 46 | 0 | 0 | 0 | 0 | 0 | 0 |
| Statutory Rape | 628 | 0 | 0 | 0 | 2 | 1 | 1 |
| Aggravated Assault | 32,828 | 25 | 16 | 674 | 30 | 146 | 37 |
| Simple Assault | 96,932 | 214 | 57 | 1,819 | 172 | 612 | 66 |
| Intimidation | 34,226 | 53 | 55 | 120 | 62 | 716 | 27 |
| Stalking | 1,851 | 0 | 4 | 11 | 6 | 34 | 1 |
| Crimes Against Property | | | | | | | |
| Arson | 1,282 | 0 | 0 | 6 | 10 | 26 | 18 |
| Bribery | 32 | 0 | 0 | 0 | 0 | 0 | 0 |
| Burglary | 61,498 | 20 | 48 | 246 | 716 | 2,824 | 977 |
| Counterfeiting/Forgery | 11,300 | 3 | 2,044 | 67 | 7 | 286 | 5 |
| Destruction/Damage/Vandalism | 75,572 | 57 | 85 | 519 | 831 | 2,251 | 732 |
| Embezzlement | 3,399 | 3 | 53 | 16 | 2 | 336 | 23 |
| Extortion/Blackmail | 111 | 0 | 2 | 1 | 0 | 8 | 0 |
| Fraud - False Pretenses | 10,944 | 22 | 1,470 | 54 | 13 | 334 | 17 |
| Fraud - Credit Card/ATM | 6,272 | 9 | 796 | 24 | 5 | 114 | 3 |
| Fraud - Impersonation | 6,035 | 5 | 312 | 66 | 2 | 92 | 2 |
| Fraud - Welfare | 123 | 0 | 2 | 0 | 0 | 4 | 0 |
| Fraud - Wire | 397 | 0 | 59 | 0 | 0 | 13 | 0 |
| Motor Vehicle Theft | 20,963 | 5 | 12 | 160 | 65 | 432 | 63 |
| Robbery | 11,090 | 23 | 160 | 71 | 26 | 79 | 11 |
| Stolen Property Offense | 1,310 | 1 | 11 | 4 | 3 | 14 | 5 |
| Theft - Pocket Picking | 485 | 3 | 2 | 43 | 4 | 6 | 0 |
| Theft - Purse Snatching | 478 | 2 | 6 | 19 | 2 | 5 | 0 |
| Theft - Shoplifting | 27,798 | 15 | 3 | 6 | 0 | 195 | 15 |
| Theft from Building | 30,538 | 116 | 81 | 513 | 295 | 1,570 | 388 |
| Theft from Coin Machine | 1,082 | 1 | 2 | 5 | 3 | 146 | 4 |
| Theft from Motor Vehicle | 38,935 | 21 | 20 | 268 | 228 | 442 | 129 |
| Theft of Motor Vehicle Parts | 18,865 | 3 | 6 | 50 | 123 | 351 | 46 |
| Theft - All Other Larceny | 52,984 | 79 | 363 | 309 | 613 | 1,724 | 1,931 |
| Crimes Against Society | | | | | | | |
| Drug/Narcotic Violations | 45,769 | 70 | 20 | 252 | 40 | 125 | 15 |
| Drug/Narcotic Equipment Violations | 22,424 | 31 | 10 | 58 | 20 | 55 | 11 |
| Gambling-Betting/Wagering | 62 | 0 | 0 | 4 | 0 | 1 | 0 |
| Gambling-Operating/Promoting | 75 | 0 | 0 | 21 | 0 | 4 | 0 |
| Gambling-Equipment Violation | 154 | 0 | 0 | 22 | 0 | 2 | 0 |
| Gambling-Sports Tampering | 0 | 0 | 0 | 0 | 0 | 0 | 0 |
| Pornography/Obscene Materials | 148 | 1 | 1 | 0 | 1 | 3 | 0 |
| Prostitution | 2,465 | 0 | 1 | 4 | 1 | 1 | 1 |
| Prostitution-Assisting/Promoting | 88 | 0 | 0 | 1 | 0 | 0 | 1 |
| Weapon Law Violations | 6,127 | 70 | 1 | 78 | 8 | 21 | 6 |
| Total Group A Offenses | 632,540 | 872 | 5,707 | 5,587 | 3,322 | 13,011 | 4,542 |

Continued on next page.



| Offense Location | | | | | | |
|------------------------------------|--------------------------|-------------------------|-------------------------|---------------------|----------------------------|-----------------------------|
| | Convenience Store | Department Store | Medical Facility | Field/ Woods | Government Building | Grocery/ Supermarket |
| Crimes Against Persons | | | | | | |
| Murder | 4 | 0 | 0 | 15 | 1 | 4 |
| Negligent Manslaughter | 0 | 0 | 0 | 0 | 0 | 0 |
| Kidnapping/Abduction | 19 | 9 | 7 | 8 | 7 | 9 |
| Forcible Rape | 2 | 1 | 6 | 79 | 5 | 2 |
| Forcible Sodomy | 2 | 2 | 6 | 17 | 4 | 0 |
| Sexual Assault w/Object | 3 | 0 | 5 | 4 | 0 | 3 |
| Forcible Fondling | 27 | 37 | 36 | 22 | 21 | 8 |
| Incest | 0 | 0 | 0 | 2 | 0 | 0 |
| Statutory Rape | 0 | 0 | 1 | 12 | 4 | 0 |
| Aggravated Assault | 429 | 181 | 96 | 274 | 93 | 119 |
| Simple Assault | 982 | 749 | 594 | 420 | 542 | 392 |
| Intimidation | 481 | 358 | 290 | 74 | 365 | 199 |
| Stalking | 28 | 40 | 20 | 2 | 23 | 21 |
| Crimes Against Property | | | | | | |
| Arson | 3 | 8 | 3 | 100 | 7 | 5 |
| Bribery | 2 | 0 | 2 | 0 | 2 | 0 |
| Burglary | 877 | 422 | 471 | 64 | 362 | 204 |
| Counterfeiting/Forgery | 1,363 | 1,074 | 933 | 1 | 81 | 1,139 |
| Destruction/Damage/Vandalism | 813 | 568 | 389 | 708 | 697 | 324 |
| Embezzlement | 356 | 739 | 97 | 1 | 26 | 94 |
| Extortion/Blackmail | 3 | 3 | 7 | 1 | 1 | 2 |
| Fraud - False Pretenses | 917 | 774 | 1,120 | 4 | 70 | 761 |
| Fraud - Credit Card/ATM | 677 | 898 | 99 | 0 | 32 | 308 |
| Fraud - Impersonation | 97 | 275 | 225 | 10 | 62 | 89 |
| Fraud - Welfare | 0 | 1 | 78 | 0 | 0 | 6 |
| Fraud - Wire | 9 | 10 | 35 | 0 | 1 | 2 |
| Motor Vehicle Theft | 283 | 109 | 71 | 177 | 49 | 84 |
| Robbery | 852 | 203 | 98 | 75 | 14 | 175 |
| Stolen Property Offense | 18 | 28 | 6 | 6 | 3 | 7 |
| Theft - Pocket Picking | 18 | 45 | 16 | 4 | 5 | 31 |
| Theft - Purse Snatching | 21 | 41 | 10 | 1 | 5 | 26 |
| Theft - Shoplifting | 4,713 | 14,097 | 520 | 3 | 20 | 3,966 |
| Theft from Building | 696 | 1,260 | 1,032 | 44 | 605 | 556 |
| Theft from Coin Machine | 88 | 46 | 7 | 2 | 37 | 64 |
| Theft from Motor Vehicle | 421 | 342 | 221 | 136 | 123 | 192 |
| Theft of Motor Vehicle Parts | 67 | 126 | 52 | 81 | 41 | 63 |
| Theft - All Other Larceny | 3,749 | 976 | 328 | 998 | 387 | 508 |
| Crimes Against Society | | | | | | |
| Drug/Narcotic Violations | 612 | 343 | 356 | 349 | 331 | 152 |
| Drug/Narcotic Equipment Violations | 268 | 187 | 132 | 160 | 122 | 107 |
| Gambling-Betting/Wagering | 3 | 0 | 0 | 0 | 1 | 2 |
| Gambling-Operating/Promoting | 4 | 0 | 0 | 0 | 0 | 1 |
| Gambling-Equipment Violation | 8 | 0 | 1 | 0 | 2 | 1 |
| Gambling-Sports Tampering | 0 | 0 | 0 | 0 | 0 | 0 |
| Pornography/Obscene Materials | 2 | 2 | 1 | 0 | 4 | 0 |
| Prostitution | 17 | 0 | 0 | 3 | 0 | 2 |
| Prostitution-Assisting/Promoting | 5 | 0 | 0 | 1 | 0 | 0 |
| Weapon Law Violations | 107 | 42 | 29 | 55 | 40 | 16 |
| Total Group A Offenses | 19,046 | 23,996 | 7,400 | 3,913 | 4,195 | 9,644 |

Continued on next page.



| Offense Location | | | | | | |
|------------------------------------|--------------------------------|--------------|-------------------------|-----------------|-------------------------|-------------------------------|
| | Highway/ Road/Alley | Hotel | Jail/ Prison | Waterway | Liquor Store | Parking Lot Garage |
| Crimes Against Persons | | | | | | |
| Murder | 71 | 5 | 0 | 1 | 0 | 50 |
| Negligent Manslaughter | 3 | 0 | 0 | 1 | 0 | 2 |
| Kidnapping/Abduction | 219 | 28 | 0 | 0 | 0 | 101 |
| Forcible Rape | 124 | 103 | 2 | 1 | 0 | 72 |
| Forcible Sodomy | 19 | 11 | 8 | 3 | 0 | 3 |
| Sexual Assault w/Object | 8 | 3 | 6 | 0 | 0 | 8 |
| Forcible Fondling | 117 | 47 | 8 | 7 | 0 | 69 |
| Incest | 0 | 0 | 0 | 0 | 0 | 0 |
| Statutory Rape | 17 | 18 | 0 | 1 | 0 | 24 |
| Aggravated Assault | 6,300 | 311 | 116 | 46 | 16 | 2,831 |
| Simple Assault | 8,464 | 1,353 | 560 | 73 | 32 | 5,697 |
| Intimidation | 2,073 | 272 | 61 | 16 | 15 | 1,104 |
| Stalking | 237 | 6 | 2 | 1 | 0 | 77 |
| Crimes Against Property | | | | | | |
| Arson | 70 | 12 | 3 | 2 | 0 | 78 |
| Bribery | 7 | 0 | 2 | 0 | 0 | 3 |
| Burglary | 75 | 999 | 2 | 29 | 58 | 477 |
| Counterfeiting/Forgery | 605 | 62 | 3 | 0 | 151 | 107 |
| Destruction/Damage/Vandalism | 5,627 | 925 | 202 | 81 | 44 | 10,862 |
| Embezzlement | 18 | 50 | 0 | 0 | 9 | 20 |
| Extortion/Blackmail | 3 | 1 | 0 | 0 | 1 | 4 |
| Fraud - False Pretenses | 254 | 95 | 4 | 3 | 54 | 188 |
| Fraud - Credit Card/ATM | 19 | 53 | 3 | 1 | 9 | 17 |
| Fraud - Impersonation | 1,174 | 56 | 23 | 2 | 7 | 206 |
| Fraud - Welfare | 0 | 0 | 0 | 0 | 0 | 0 |
| Fraud - Wire | 1 | 3 | 1 | 0 | 0 | 1 |
| Motor Vehicle Theft | 1,731 | 305 | 3 | 14 | 9 | 4,996 |
| Robbery | 2,527 | 272 | 3 | 4 | 20 | 2,150 |
| Stolen Property Offense | 598 | 25 | 4 | 2 | 0 | 118 |
| Theft - Pocket Picking | 53 | 9 | 0 | 0 | 2 | 30 |
| Theft - Purse Snatching | 74 | 7 | 0 | 0 | 0 | 144 |
| Theft - Shoplifting | 72 | 6 | 1 | 1 | 151 | 40 |
| Theft from Building | 41 | 951 | 24 | 6 | 23 | 171 |
| Theft from Coin Machine | 5 | 84 | 0 | 0 | 1 | 98 |
| Theft from Motor Vehicle | 2,771 | 574 | 6 | 60 | 9 | 15,839 |
| Theft of Motor Vehicle Parts | 1,159 | 149 | 1 | 22 | 5 | 7,131 |
| Theft - All Other Larceny | 1,339 | 597 | 20 | 245 | 24 | 2,819 |
| Crimes Against Society | | | | | | |
| Drug/Narcotic Violations | 24,113 | 827 | 599 | 110 | 15 | 4,499 |
| Drug/Narcotic Equipment Violations | 12,884 | 539 | 83 | 65 | 16 | 1,878 |
| Gambling-Betting/Wagering | 13 | 1 | 0 | 0 | 0 | 4 |
| Gambling-Operating/Promoting | 14 | 0 | 0 | 0 | 0 | 6 |
| Gambling-Equipment Violation | 53 | 1 | 0 | 0 | 0 | 11 |
| Gambling-Sports Tampering | 0 | 0 | 0 | 0 | 0 | 0 |
| Pornography/Obscene Materials | 5 | 0 | 0 | 0 | 0 | 6 |
| Prostitution | 1,893 | 284 | 1 | 1 | 2 | 138 |
| Prostitution-Assisting/Promoting | 46 | 17 | 0 | 0 | 0 | 6 |
| Weapon Law Violations | 2,865 | 71 | 16 | 8 | 4 | 607 |
| Total Group A Offenses | 77,761 | 9,132 | 1,767 | 806 | 677 | 62,692 |

Continued on next page.



Offense Location

| | Rental Storage Facility | Residence | Restaurant | School or College | Service Station | Specialty Store | Other |
|------------------------------------|----------------------------|----------------|---------------|----------------------|--------------------|--------------------|---------------|
| Crimes Against Persons | | | | | | | |
| Murder | 0 | 205 | 8 | 0 | 2 | 2 | 11 |
| Negligent Manslaughter | 0 | 7 | 0 | 1 | 0 | 0 | 0 |
| Kidnapping/Abduction | 2 | 913 | 16 | 28 | 15 | 4 | 58 |
| Forcible Rape | 3 | 1,547 | 5 | 32 | 3 | 2 | 156 |
| Forcible Sodomy | 0 | 295 | 1 | 12 | 0 | 1 | 34 |
| Sexual Assault w/Object | 0 | 214 | 4 | 13 | 0 | 2 | 14 |
| Forcible Fondling | 1 | 1,506 | 54 | 224 | 5 | 21 | 150 |
| Incest | 0 | 42 | 0 | 0 | 0 | 0 | 2 |
| Statutory Rape | 0 | 478 | 1 | 11 | 0 | 0 | 57 |
| Aggravated Assault | 22 | 19,261 | 245 | 451 | 176 | 92 | 841 |
| Simple Assault | 64 | 65,127 | 1,208 | 4,458 | 415 | 372 | 2,490 |
| Intimidation | 34 | 24,045 | 640 | 1,203 | 192 | 328 | 1,443 |
| Stalking | 5 | 1,109 | 52 | 41 | 17 | 26 | 88 |
| Crimes Against Property | | | | | | | |
| Arson | 4 | 780 | 11 | 37 | 1 | 11 | 87 |
| Bribery | 0 | 9 | 0 | 0 | 0 | 1 | 4 |
| Burglary | 964 | 45,573 | 832 | 778 | 367 | 1,585 | 2,528 |
| Counterfeiting/Forgery | 8 | 1,023 | 626 | 71 | 378 | 521 | 742 |
| Destruction/Damage/Vandalism | 301 | 42,248 | 844 | 1,680 | 374 | 1,076 | 3,334 |
| Embezzlement | 10 | 94 | 647 | 20 | 106 | 362 | 317 |
| Extortion/Blackmail | 0 | 58 | 2 | 4 | 1 | 1 | 8 |
| Fraud - False Pretenses | 15 | 2,155 | 647 | 31 | 320 | 684 | 938 |
| Fraud - Credit Card/ATM | 6 | 928 | 375 | 27 | 439 | 309 | 1,121 |
| Fraud - Impersonation | 2 | 1,804 | 51 | 26 | 68 | 128 | 1,251 |
| Fraud - Welfare | 0 | 20 | 0 | 0 | 0 | 0 | 12 |
| Fraud - Wire | 0 | 146 | 1 | 4 | 2 | 5 | 104 |
| Motor Vehicle Theft | 73 | 10,799 | 137 | 104 | 250 | 317 | 715 |
| Robbery | 8 | 2,918 | 440 | 61 | 277 | 203 | 420 |
| Stolen Property Offense | 1 | 311 | 10 | 17 | 21 | 28 | 69 |
| Theft - Pocket Picking | 2 | 86 | 29 | 34 | 7 | 5 | 51 |
| Theft - Purse Snatching | 0 | 49 | 19 | 8 | 5 | 6 | 28 |
| Theft - Shoplifting | 5 | 67 | 63 | 24 | 1,367 | 2,075 | 373 |
| Theft from Building | 154 | 15,089 | 1,337 | 2,656 | 329 | 861 | 1,740 |
| Theft from Coin Machine | 1 | 27 | 21 | 76 | 51 | 103 | 210 |
| Theft from Motor Vehicle | 40 | 13,576 | 633 | 457 | 423 | 252 | 1,752 |
| Theft of Motor Vehicle Parts | 55 | 7,637 | 98 | 179 | 164 | 246 | 1,010 |
| Theft - All Other Larceny | 214 | 25,425 | 934 | 1,123 | 2,675 | 1,079 | 4,525 |
| Crimes Against Society | | | | | | | |
| Drug/Narcotic Violations | 26 | 9,746 | 197 | 1,587 | 223 | 103 | 1,059 |
| Drug/Narcotic Equipment Violations | 14 | 4,678 | 84 | 358 | 104 | 64 | 496 |
| Gambling-Betting/Wagering | 0 | 23 | 0 | 4 | 1 | 0 | 5 |
| Gambling-Operating/Promoting | 0 | 13 | 2 | 2 | 0 | 1 | 7 |
| Gambling-Equipment Violation | 0 | 34 | 4 | 2 | 1 | 2 | 10 |
| Gambling-Sports Tampering | 0 | 0 | 0 | 0 | 0 | 0 | 0 |
| Pornography/Obscene Materials | 0 | 84 | 0 | 11 | 2 | 1 | 24 |
| Prostitution | 0 | 28 | 2 | 1 | 11 | 2 | 72 |
| Prostitution-Assisting/Promoting | 0 | 6 | 1 | 0 | 0 | 1 | 3 |
| Weapon Law Violations | 4 | 1,277 | 33 | 551 | 37 | 23 | 158 |
| Total Group A Offenses | 2,038 | 301,460 | 10,314 | 16,407 | 8,829 | 10,905 | 28,517 |



STATEWIDE REPORTS

ARRESTEES

2007



Arrestee Sex and Race

| | Total | Male | Female | African American | Asian | Native American | Unknown | White |
|------------------------------------|----------------|----------------|---------------|------------------|------------|-----------------|------------|----------------|
| Crimes Against Persons | | | | | | | | |
| Murder | 313 | 282 | 31 | 202 | 1 | 0 | 0 | 110 |
| Negligent Manslaughter | 16 | 8 | 8 | 5 | 0 | 0 | 1 | 10 |
| Kidnapping/Abduction | 428 | 371 | 57 | 177 | 0 | 0 | 2 | 249 |
| Forcible Rape | 402 | 398 | 4 | 153 | 2 | 0 | 0 | 247 |
| Forcible Sodomy | 58 | 56 | 2 | 10 | 0 | 1 | 0 | 47 |
| Sexual Assault w/Object | 51 | 50 | 1 | 13 | 0 | 0 | 1 | 37 |
| Forcible Fondling | 444 | 435 | 9 | 148 | 0 | 2 | 6 | 288 |
| Incest | 15 | 14 | 1 | 1 | 0 | 0 | 0 | 14 |
| Statutory Rape | 242 | 222 | 20 | 53 | 0 | 0 | 6 | 183 |
| Aggravated Assault | 11,971 | 9,062 | 2,909 | 4,660 | 37 | 18 | 55 | 7,201 |
| Simple Assault | 32,949 | 24,087 | 8,862 | 11,888 | 96 | 46 | 172 | 20,747 |
| Intimidation | 2,654 | 2,059 | 595 | 642 | 2 | 5 | 18 | 1,987 |
| Stalking | 301 | 242 | 59 | 59 | 0 | 0 | 1 | 241 |
| Crimes Against Property | | | | | | | | |
| Arson | 234 | 191 | 43 | 57 | 1 | 0 | 3 | 173 |
| Bribery | 12 | 12 | 0 | 3 | 0 | 0 | 0 | 9 |
| Burglary | 6,782 | 5,969 | 813 | 2,372 | 12 | 13 | 31 | 4,354 |
| Counterfeiting/Forgery | 3,264 | 1,948 | 1,316 | 1,060 | 12 | 9 | 31 | 2,152 |
| Destruction/Damage/Vandalism | 5,163 | 4,175 | 988 | 1,587 | 15 | 7 | 21 | 3,533 |
| Embezzlement | 1,036 | 470 | 566 | 286 | 5 | 3 | 1 | 741 |
| Extortion/Blackmail | 31 | 18 | 13 | 6 | 0 | 0 | 0 | 25 |
| Fraud - False Pretenses | 1,437 | 841 | 596 | 279 | 1 | 3 | 10 | 1,144 |
| Fraud - Credit Card/ATM | 663 | 323 | 340 | 82 | 3 | 1 | 1 | 576 |
| Fraud - Impersonation | 1,867 | 1,305 | 562 | 653 | 11 | 5 | 34 | 1,164 |
| Fraud - Welfare | 28 | 4 | 24 | 8 | 0 | 0 | 0 | 20 |
| Fraud - Wire | 7 | 5 | 2 | 1 | 0 | 0 | 0 | 6 |
| Motor Vehicle Theft | 2,772 | 2,276 | 496 | 1,092 | 5 | 6 | 16 | 1,653 |
| Robbery | 2,948 | 2,523 | 425 | 1,921 | 1 | 3 | 7 | 1,016 |
| Stolen Property Offense | 895 | 706 | 189 | 342 | 1 | 1 | 4 | 547 |
| Theft - Pocket Picking | 39 | 24 | 15 | 23 | 0 | 0 | 0 | 16 |
| Theft - Purse Snatching | 76 | 55 | 21 | 34 | 0 | 0 | 1 | 41 |
| Theft - Shoplifting | 18,235 | 8,487 | 9,748 | 6,550 | 59 | 19 | 84 | 11,523 |
| Theft from Building | 3,052 | 2,054 | 998 | 662 | 5 | 1 | 9 | 2,375 |
| Theft from Coin Machine | 154 | 133 | 21 | 30 | 0 | 0 | 0 | 124 |
| Theft from Motor Vehicle | 1,780 | 1,564 | 216 | 501 | 9 | 2 | 7 | 1,261 |
| Theft of Motor Vehicle Parts | 645 | 595 | 50 | 165 | 2 | 0 | 1 | 477 |
| Theft - All Other Larceny | 5,008 | 3,730 | 1,278 | 1,180 | 5 | 6 | 24 | 3,793 |
| Crimes Against Society | | | | | | | | |
| Drug/Narcotic Violations | 42,942 | 33,942 | 9,000 | 16,677 | 97 | 35 | 237 | 25,896 |
| Drug/Narcotic Equipment Violations | 9,093 | 6,031 | 3,062 | 2,741 | 10 | 13 | 28 | 6,301 |
| Gambling-Betting/Wagering | 187 | 172 | 15 | 148 | 0 | 0 | 0 | 39 |
| Gambling-Operating/Promoting | 90 | 65 | 25 | 55 | 0 | 0 | 0 | 35 |
| Gambling-Equipment Violation | 49 | 37 | 12 | 37 | 0 | 0 | 0 | 12 |
| Gambling-Sports Tampering | 0 | 0 | 0 | 0 | 0 | 0 | 0 | 0 |
| Pornography/Obscene Materials | 34 | 31 | 3 | 5 | 1 | 0 | 0 | 28 |
| Prostitution | 2,166 | 607 | 1,559 | 1,090 | 6 | 4 | 6 | 1,060 |
| Prostitution-Assisting/Promoting | 59 | 51 | 8 | 30 | 0 | 0 | 2 | 27 |
| Weapon Law Violations | 3,644 | 3,326 | 318 | 1,969 | 11 | 3 | 25 | 1,636 |
| Total Group A Offenses | 164,236 | 118,956 | 45,280 | 59,657 | 410 | 206 | 845 | 103,118 |



Arrestee Age

| | Total | Under 18 | 18-24 | 25-34 | 35-44 | 45-54 | 55-64 | Over 64 | Unknown |
|------------------------------------|----------------|---------------|---------------|---------------|---------------|---------------|--------------|------------|----------|
| Crimes Against Persons | | | | | | | | | |
| Murder | 313 | 15 | 138 | 74 | 41 | 31 | 14 | 0 | 0 |
| Negligent Manslaughter | 16 | 2 | 7 | 3 | 3 | 1 | 0 | 0 | 0 |
| Kidnapping/Abduction | 428 | 12 | 131 | 135 | 97 | 39 | 10 | 4 | 0 |
| Forcible Rape | 402 | 65 | 100 | 95 | 77 | 48 | 13 | 4 | 0 |
| Forcible Sodomy | 58 | 20 | 8 | 8 | 9 | 7 | 6 | 0 | 0 |
| Sexual Assault w/Object | 51 | 12 | 11 | 13 | 8 | 5 | 1 | 1 | 0 |
| Forcible Fondling | 444 | 112 | 74 | 77 | 76 | 56 | 29 | 20 | 0 |
| Incest | 15 | 2 | 1 | 3 | 5 | 3 | 1 | 0 | 0 |
| Statutory Rape | 242 | 1 | 140 | 77 | 17 | 5 | 0 | 2 | 0 |
| Aggravated Assault | 11,971 | 1,235 | 2,943 | 3,115 | 2,483 | 1,605 | 435 | 154 | 1 |
| Simple Assault | 32,949 | 5,490 | 7,492 | 8,703 | 6,667 | 3,523 | 828 | 246 | 0 |
| Intimidation | 2,654 | 321 | 587 | 666 | 611 | 349 | 90 | 30 | 0 |
| Stalking | 301 | 17 | 60 | 74 | 79 | 48 | 13 | 10 | 0 |
| Crimes Against Property | | | | | | | | | |
| Arson | 234 | 90 | 46 | 26 | 30 | 23 | 9 | 10 | 0 |
| Bribery | 12 | 0 | 5 | 5 | 0 | 2 | 0 | 0 | 0 |
| Burglary | 6,782 | 1,403 | 2,204 | 1,594 | 1,002 | 499 | 66 | 14 | 0 |
| Counterfeiting/Forgery | 3,264 | 91 | 945 | 1,203 | 662 | 308 | 41 | 14 | 0 |
| Destruction/Damage/Vandalism | 5,163 | 1,507 | 1,710 | 947 | 581 | 322 | 78 | 18 | 0 |
| Embezzlement | 1,036 | 40 | 434 | 303 | 172 | 71 | 15 | 1 | 0 |
| Extortion/Blackmail | 31 | 1 | 13 | 8 | 7 | 0 | 2 | 0 | 0 |
| Fraud - False Pretenses | 1,437 | 34 | 334 | 487 | 368 | 170 | 30 | 14 | 0 |
| Fraud - Credit Card/ATM | 663 | 49 | 234 | 203 | 109 | 61 | 7 | 0 | 0 |
| Fraud - Impersonation | 1,867 | 104 | 588 | 613 | 395 | 141 | 26 | 0 | 0 |
| Fraud - Welfare | 28 | 0 | 5 | 6 | 4 | 8 | 3 | 2 | 0 |
| Fraud - Wire | 7 | 0 | 1 | 3 | 2 | 0 | 1 | 0 | 0 |
| Motor Vehicle Theft | 2,772 | 470 | 758 | 723 | 555 | 223 | 38 | 5 | 0 |
| Robbery | 2,948 | 537 | 1,168 | 651 | 389 | 168 | 25 | 10 | 0 |
| Stolen Property Offense | 895 | 66 | 231 | 268 | 205 | 100 | 20 | 3 | 2 |
| Theft - Pocket Picking | 39 | 9 | 13 | 10 | 3 | 4 | 0 | 0 | 0 |
| Theft - Purse Snatching | 76 | 16 | 26 | 26 | 6 | 1 | 1 | 0 | 0 |
| Theft - Shoplifting | 18,235 | 3,353 | 5,269 | 4,125 | 3,032 | 1,883 | 478 | 94 | 1 |
| Theft from Building | 3,052 | 508 | 925 | 797 | 518 | 241 | 49 | 14 | 0 |
| Theft from Coin Machine | 154 | 12 | 32 | 45 | 42 | 22 | 1 | 0 | 0 |
| Theft from Motor Vehicle | 1,780 | 266 | 644 | 479 | 262 | 119 | 10 | 0 | 0 |
| Theft of Motor Vehicle Parts | 645 | 77 | 249 | 160 | 114 | 37 | 7 | 1 | 0 |
| Theft - All Other Larceny | 5,008 | 610 | 1,458 | 1,322 | 986 | 494 | 116 | 22 | 0 |
| Crimes Against Society | | | | | | | | | |
| Drug/Narcotic Violations | 42,942 | 3,515 | 15,426 | 12,358 | 7,047 | 3,724 | 759 | 112 | 1 |
| Drug/Narcotic Equipment Violations | 9,093 | 314 | 1,890 | 2,334 | 2,629 | 1,656 | 252 | 18 | 0 |
| Gambling-Betting/Wagering | 187 | 19 | 49 | 37 | 23 | 26 | 19 | 14 | 0 |
| Gambling-Operating/Promoting | 90 | 0 | 3 | 6 | 14 | 28 | 26 | 13 | 0 |
| Gambling-Equipment Violation | 49 | 7 | 8 | 5 | 4 | 9 | 9 | 7 | 0 |
| Gambling-Sports Tampering | 0 | 0 | 0 | 0 | 0 | 0 | 0 | 0 | 0 |
| Pornography/Obscene Materials | 34 | 5 | 4 | 12 | 6 | 6 | 1 | 0 | 0 |
| Prostitution | 2,166 | 37 | 470 | 685 | 664 | 262 | 35 | 12 | 1 |
| Prostitution-Assisting/Promoting | 59 | 3 | 10 | 10 | 21 | 11 | 3 | 1 | 0 |
| Weapon Law Violations | 3,644 | 781 | 1,304 | 764 | 390 | 277 | 92 | 36 | 0 |
| Total Group A Offenses | 164,236 | 21,228 | 48,148 | 43,258 | 30,415 | 16,616 | 3,659 | 906 | 6 |



Arrestee Sex and Race - Juvenile

| | Total | Sex | | Race | | | | |
|------------------------------------|--------|--------|--------|------------------|-------|-----------------|---------|--------|
| | | Male | Female | African American | Asian | Native American | Unknown | White |
| Crimes Against Persons | | | | | | | | |
| Murder | 15 | 13 | 2 | 12 | 0 | 0 | 0 | 3 |
| Negligent Manslaughter | 2 | 1 | 1 | 1 | 0 | 0 | 1 | 0 |
| Kidnapping/Abduction | 12 | 11 | 1 | 9 | 0 | 0 | 0 | 3 |
| Forcible Rape | 65 | 63 | 2 | 24 | 0 | 0 | 0 | 41 |
| Forcible Sodomy | 20 | 19 | 1 | 4 | 0 | 0 | 0 | 16 |
| Sexual Assault w/Object | 12 | 12 | 0 | 2 | 0 | 0 | 0 | 10 |
| Forcible Fondling | 112 | 107 | 5 | 51 | 0 | 1 | 1 | 59 |
| Incest | 2 | 1 | 1 | 0 | 0 | 0 | 0 | 2 |
| Statutory Rape | 1 | 1 | 0 | 0 | 0 | 0 | 0 | 1 |
| Aggravated Assault | 1,235 | 911 | 324 | 659 | 8 | 4 | 6 | 558 |
| Simple Assault | 5,490 | 3,317 | 2,173 | 3,157 | 12 | 7 | 23 | 2,291 |
| Intimidation | 321 | 237 | 84 | 130 | 0 | 1 | 2 | 188 |
| Stalking | 17 | 5 | 12 | 2 | 0 | 0 | 0 | 15 |
| Crimes Against Property | | | | | | | | |
| Arson | 90 | 79 | 11 | 32 | 1 | 0 | 2 | 55 |
| Bribery | 0 | 0 | 0 | 0 | 0 | 0 | 0 | 0 |
| Burglary | 1,403 | 1,310 | 93 | 729 | 6 | 5 | 12 | 651 |
| Counterfeiting/Forgery | 91 | 63 | 28 | 34 | 0 | 0 | 1 | 56 |
| Destruction/Damage/Vandalism | 1,507 | 1,288 | 219 | 539 | 4 | 1 | 8 | 955 |
| Embezzlement | 40 | 29 | 11 | 10 | 0 | 0 | 0 | 30 |
| Extortion/Blackmail | 1 | 0 | 1 | 0 | 0 | 0 | 0 | 1 |
| Fraud - False Pretenses | 34 | 25 | 9 | 11 | 0 | 0 | 0 | 23 |
| Fraud - Credit Card/ATM | 49 | 32 | 17 | 6 | 0 | 0 | 0 | 43 |
| Fraud - Impersonation | 104 | 61 | 43 | 46 | 0 | 0 | 0 | 58 |
| Fraud - Welfare | 0 | 0 | 0 | 0 | 0 | 0 | 0 | 0 |
| Fraud - Wire | 0 | 0 | 0 | 0 | 0 | 0 | 0 | 0 |
| Motor Vehicle Theft | 470 | 386 | 84 | 229 | 1 | 0 | 2 | 238 |
| Robbery | 537 | 487 | 50 | 470 | 0 | 0 | 0 | 67 |
| Stolen Property Offense | 66 | 56 | 10 | 35 | 1 | 0 | 0 | 30 |
| Theft - Pocket Picking | 9 | 8 | 1 | 4 | 0 | 0 | 0 | 5 |
| Theft - Purse Snatching | 16 | 13 | 3 | 10 | 0 | 0 | 0 | 6 |
| Theft - Shoplifting | 3,353 | 1,450 | 1,903 | 1,561 | 14 | 2 | 16 | 1,760 |
| Theft from Building | 508 | 381 | 127 | 218 | 2 | 0 | 1 | 287 |
| Theft from Coin Machine | 12 | 11 | 1 | 3 | 0 | 0 | 0 | 9 |
| Theft from Motor Vehicle | 266 | 250 | 16 | 79 | 5 | 1 | 0 | 181 |
| Theft of Motor Vehicle Parts | 77 | 74 | 3 | 22 | 1 | 0 | 0 | 54 |
| Theft - All Other Larceny | 610 | 467 | 143 | 254 | 2 | 0 | 5 | 349 |
| Crimes Against Society | | | | | | | | |
| Drug/Narcotic Violations | 3,515 | 2,926 | 589 | 1,306 | 15 | 7 | 21 | 2,166 |
| Drug/Narcotic Equipment Violations | 314 | 237 | 77 | 32 | 2 | 1 | 1 | 278 |
| Gambling-Betting/Wagering | 19 | 19 | 0 | 19 | 0 | 0 | 0 | 0 |
| Gambling-Operating/Promoting | 0 | 0 | 0 | 0 | 0 | 0 | 0 | 0 |
| Gambling-Equipment Violation | 7 | 7 | 0 | 7 | 0 | 0 | 0 | 0 |
| Gambling-Sports Tampering | 0 | 0 | 0 | 0 | 0 | 0 | 0 | 0 |
| Pornography/Obscene Materials | 5 | 2 | 3 | 0 | 0 | 0 | 0 | 5 |
| Prostitution | 37 | 0 | 37 | 31 | 0 | 1 | 0 | 5 |
| Prostitution-Assisting/Promoting | 3 | 2 | 1 | 3 | 0 | 0 | 0 | 0 |
| Weapon Law Violations | 781 | 664 | 117 | 512 | 2 | 0 | 7 | 260 |
| Total Group A Offenses | 21,228 | 15,025 | 6,203 | 10,253 | 76 | 31 | 109 | 10,759 |



Arrestee Race - Male

| | Total | Race | | | | |
|------------------------------------|---------|------------------|-------|-----------------|---------|--------|
| | | African American | Asian | Native American | Unknown | White |
| Crimes Against Persons | | | | | | |
| Murder | 282 | 189 | 1 | 0 | 0 | 92 |
| Negligent Manslaughter | 8 | 4 | 0 | 0 | 0 | 4 |
| Kidnapping/Abduction | 371 | 166 | 0 | 0 | 2 | 203 |
| Forcible Rape | 398 | 151 | 2 | 0 | 0 | 245 |
| Forcible Sodomy | 56 | 10 | 0 | 1 | 0 | 45 |
| Sexual Assault w/Object | 50 | 13 | 0 | 0 | 1 | 36 |
| Forcible Fondling | 435 | 146 | 0 | 2 | 6 | 281 |
| Incest | 14 | 1 | 0 | 0 | 0 | 13 |
| Statutory Rape | 222 | 52 | 0 | 0 | 6 | 164 |
| Aggravated Assault | 9,062 | 3,286 | 28 | 15 | 49 | 5,684 |
| Simple Assault | 24,087 | 8,668 | 73 | 36 | 145 | 15,165 |
| Intimidation | 2,059 | 507 | 2 | 2 | 15 | 1,533 |
| Stalking | 242 | 47 | 0 | 0 | 1 | 194 |
| Crimes Against Property | | | | | | |
| Arson | 191 | 48 | 1 | 0 | 3 | 139 |
| Bribery | 12 | 3 | 0 | 0 | 0 | 9 |
| Burglary | 5,969 | 2,226 | 11 | 12 | 29 | 3,691 |
| Counterfeiting/Forgery | 1,948 | 744 | 8 | 6 | 25 | 1,165 |
| Destruction/Damage/Vandalism | 4,175 | 1,233 | 13 | 6 | 19 | 2,904 |
| Embezzlement | 470 | 113 | 4 | 3 | 1 | 349 |
| Extortion/Blackmail | 18 | 4 | 0 | 0 | 0 | 14 |
| Fraud - False Pretenses | 841 | 179 | 1 | 1 | 9 | 651 |
| Fraud - Credit Card/ATM | 323 | 48 | 3 | 1 | 0 | 271 |
| Fraud - Impersonation | 1,305 | 494 | 1 | 3 | 34 | 773 |
| Fraud - Welfare | 4 | 0 | 0 | 0 | 0 | 4 |
| Fraud - Wire | 5 | 1 | 0 | 0 | 0 | 4 |
| Motor Vehicle Theft | 2,276 | 959 | 4 | 4 | 14 | 1,295 |
| Robbery | 2,523 | 1,708 | 1 | 1 | 7 | 806 |
| Stolen Property Offense | 706 | 286 | 1 | 1 | 2 | 416 |
| Theft - Pocket Picking | 24 | 17 | 0 | 0 | 0 | 7 |
| Theft - Purse Snatching | 55 | 22 | 0 | 0 | 1 | 32 |
| Theft - Shoplifting | 8,487 | 3,209 | 30 | 9 | 54 | 5,185 |
| Theft from Building | 2,054 | 499 | 4 | 0 | 8 | 1,543 |
| Theft from Coin Machine | 133 | 28 | 0 | 0 | 0 | 105 |
| Theft from Motor Vehicle | 1,564 | 471 | 8 | 2 | 7 | 1,076 |
| Theft of Motor Vehicle Parts | 595 | 153 | 2 | 0 | 1 | 439 |
| Theft - All Other Larceny | 3,730 | 907 | 3 | 4 | 17 | 2,799 |
| Crimes Against Society | | | | | | |
| Drug/Narcotic Violations | 33,942 | 14,541 | 82 | 30 | 207 | 19,082 |
| Drug/Narcotic Equipment Violations | 6,031 | 2,073 | 7 | 8 | 25 | 3,918 |
| Gambling-Betting/Wagering | 172 | 141 | 0 | 0 | 0 | 31 |
| Gambling-Operating/Promoting | 65 | 43 | 0 | 0 | 0 | 22 |
| Gambling-Equipment Violation | 37 | 30 | 0 | 0 | 0 | 7 |
| Gambling-Sports Tampering | 0 | 0 | 0 | 0 | 0 | 0 |
| Pornography/Obscene Materials | 31 | 5 | 1 | 0 | 0 | 25 |
| Prostitution | 607 | 254 | 1 | 1 | 5 | 346 |
| Prostitution-Assisting/Promoting | 51 | 27 | 0 | 0 | 2 | 22 |
| Weapon Law Violations | 3,326 | 1,801 | 11 | 3 | 24 | 1,487 |
| Total Group A Offenses | 118,956 | 45,507 | 303 | 151 | 719 | 72,276 |



Arrestee Age - Male

| | Total | Under 18 | 18-24 | 25-34 | 35-44 | 45-54 | 55-64 | Over 64 | Unknown |
|------------------------------------|----------------|---------------|---------------|---------------|---------------|---------------|--------------|------------|----------|
| Crimes Against Persons | | | | | | | | | |
| Murder | 282 | 13 | 128 | 69 | 32 | 28 | 12 | 0 | 0 |
| Negligent Manslaughter | 8 | 1 | 3 | 2 | 1 | 1 | 0 | 0 | 0 |
| Kidnapping/Abduction | 371 | 11 | 118 | 113 | 82 | 37 | 7 | 3 | 0 |
| Forcible Rape | 398 | 63 | 99 | 94 | 77 | 48 | 13 | 4 | 0 |
| Forcible Sodomy | 56 | 19 | 7 | 8 | 9 | 7 | 6 | 0 | 0 |
| Sexual Assault w/Object | 50 | 12 | 10 | 13 | 8 | 5 | 1 | 1 | 0 |
| Forcible Fondling | 435 | 107 | 73 | 76 | 75 | 55 | 29 | 20 | 0 |
| Incest | 14 | 1 | 1 | 3 | 5 | 3 | 1 | 0 | 0 |
| Statutory Rape | 222 | 1 | 127 | 72 | 15 | 5 | 0 | 2 | 0 |
| Aggravated Assault | 9,062 | 911 | 2,181 | 2,355 | 1,868 | 1,240 | 371 | 135 | 1 |
| Simple Assault | 24,087 | 3,317 | 5,386 | 6,685 | 5,041 | 2,786 | 671 | 201 | 0 |
| Intimidation | 2,059 | 237 | 456 | 510 | 476 | 279 | 74 | 27 | 0 |
| Stalking | 242 | 5 | 50 | 62 | 66 | 40 | 11 | 8 | 0 |
| Crimes Against Property | | | | | | | | | |
| Arson | 191 | 79 | 38 | 20 | 22 | 16 | 6 | 10 | 0 |
| Bribery | 12 | 0 | 5 | 5 | 0 | 2 | 0 | 0 | 0 |
| Burglary | 5,969 | 1,310 | 1,946 | 1,366 | 840 | 437 | 58 | 12 | 0 |
| Counterfeiting/Forgery | 1,948 | 63 | 608 | 701 | 351 | 192 | 28 | 5 | 0 |
| Destruction/Damage/Vandalism | 4,175 | 1,288 | 1,375 | 722 | 444 | 266 | 68 | 12 | 0 |
| Embezzlement | 470 | 29 | 208 | 124 | 79 | 25 | 4 | 1 | 0 |
| Extortion/Blackmail | 18 | 0 | 9 | 6 | 3 | 0 | 0 | 0 | 0 |
| Fraud - False Pretenses | 841 | 25 | 209 | 269 | 208 | 106 | 16 | 8 | 0 |
| Fraud - Credit Card/ATM | 323 | 32 | 103 | 98 | 48 | 38 | 4 | 0 | 0 |
| Fraud - Impersonation | 1,305 | 61 | 427 | 443 | 256 | 96 | 22 | 0 | 0 |
| Fraud - Welfare | 4 | 0 | 0 | 0 | 1 | 1 | 2 | 0 | 0 |
| Fraud - Wire | 5 | 0 | 1 | 3 | 1 | 0 | 0 | 0 | 0 |
| Motor Vehicle Theft | 2,276 | 386 | 641 | 579 | 443 | 188 | 34 | 5 | 0 |
| Robbery | 2,523 | 487 | 1,031 | 525 | 318 | 133 | 20 | 9 | 0 |
| Stolen Property Offense | 706 | 56 | 186 | 203 | 152 | 86 | 19 | 2 | 2 |
| Theft - Pocket Picking | 24 | 8 | 8 | 4 | 1 | 3 | 0 | 0 | 0 |
| Theft - Purse Snatching | 55 | 13 | 15 | 21 | 4 | 1 | 1 | 0 | 0 |
| Theft - Shoplifting | 8,487 | 1,450 | 2,139 | 1,868 | 1,601 | 1,116 | 264 | 48 | 1 |
| Theft from Building | 2,054 | 381 | 627 | 517 | 324 | 162 | 33 | 10 | 0 |
| Theft from Coin Machine | 133 | 11 | 25 | 41 | 33 | 22 | 1 | 0 | 0 |
| Theft from Motor Vehicle | 1,564 | 250 | 581 | 396 | 221 | 107 | 9 | 0 | 0 |
| Theft of Motor Vehicle Parts | 595 | 74 | 236 | 141 | 102 | 34 | 7 | 1 | 0 |
| Theft - All Other Larceny | 3,730 | 467 | 1,136 | 928 | 705 | 381 | 95 | 18 | 0 |
| Crimes Against Society | | | | | | | | | |
| Drug/Narcotic Violations | 33,942 | 2,926 | 12,676 | 9,663 | 5,135 | 2,824 | 630 | 87 | 1 |
| Drug/Narcotic Equipment Violations | 6,031 | 237 | 1,325 | 1,384 | 1,629 | 1,220 | 219 | 17 | 0 |
| Gambling-Betting/Wagering | 172 | 19 | 48 | 37 | 19 | 18 | 17 | 14 | 0 |
| Gambling-Operating/Promoting | 65 | 0 | 2 | 4 | 7 | 22 | 19 | 11 | 0 |
| Gambling-Equipment Violation | 37 | 7 | 7 | 4 | 3 | 4 | 5 | 7 | 0 |
| Gambling-Sports Tampering | 0 | 0 | 0 | 0 | 0 | 0 | 0 | 0 | 0 |
| Pornography/Obscene Materials | 31 | 2 | 4 | 12 | 6 | 6 | 1 | 0 | 0 |
| Prostitution | 607 | 0 | 101 | 187 | 185 | 91 | 31 | 11 | 1 |
| Prostitution-Assisting/Promoting | 51 | 2 | 9 | 9 | 17 | 10 | 3 | 1 | 0 |
| Weapon Law Violations | 3,326 | 664 | 1,230 | 704 | 349 | 259 | 85 | 35 | 0 |
| Total Group A Offenses | 118,956 | 15,025 | 35,595 | 31,046 | 21,262 | 12,400 | 2,897 | 725 | 6 |



Arrestee Race - Female

| | Total | Race | | | | |
|------------------------------------|--------|------------------|-------|-----------------|---------|--------|
| | | African American | Asian | Native American | Unknown | White |
| Crimes Against Persons | | | | | | |
| Murder | 31 | 13 | 0 | 0 | 0 | 18 |
| Negligent Manslaughter | 8 | 1 | 0 | 0 | 1 | 6 |
| Kidnapping/Abduction | 57 | 11 | 0 | 0 | 0 | 46 |
| Forcible Rape | 4 | 2 | 0 | 0 | 0 | 2 |
| Forcible Sodomy | 2 | 0 | 0 | 0 | 0 | 2 |
| Sexual Assault w/Object | 1 | 0 | 0 | 0 | 0 | 1 |
| Forcible Fondling | 9 | 2 | 0 | 0 | 0 | 7 |
| Incest | 1 | 0 | 0 | 0 | 0 | 1 |
| Statutory Rape | 20 | 1 | 0 | 0 | 0 | 19 |
| Aggravated Assault | 2,909 | 1,374 | 9 | 3 | 6 | 1,517 |
| Simple Assault | 8,862 | 3,220 | 23 | 10 | 27 | 5,582 |
| Intimidation | 595 | 135 | 0 | 3 | 3 | 454 |
| Stalking | 59 | 12 | 0 | 0 | 0 | 47 |
| Crimes Against Property | | | | | | |
| Arson | 43 | 9 | 0 | 0 | 0 | 34 |
| Bribery | 0 | 0 | 0 | 0 | 0 | 0 |
| Burglary | 813 | 146 | 1 | 1 | 2 | 663 |
| Counterfeiting/Forgery | 1,316 | 316 | 4 | 3 | 6 | 987 |
| Destruction/Damage/Vandalism | 988 | 354 | 2 | 1 | 2 | 629 |
| Embezzlement | 566 | 173 | 1 | 0 | 0 | 392 |
| Extortion/Blackmail | 13 | 2 | 0 | 0 | 0 | 11 |
| Fraud - False Pretenses | 596 | 100 | 0 | 2 | 1 | 493 |
| Fraud - Credit Card/ATM | 340 | 34 | 0 | 0 | 1 | 305 |
| Fraud - Impersonation | 562 | 159 | 10 | 2 | 0 | 391 |
| Fraud - Welfare | 24 | 8 | 0 | 0 | 0 | 16 |
| Fraud - Wire | 2 | 0 | 0 | 0 | 0 | 2 |
| Motor Vehicle Theft | 496 | 133 | 1 | 2 | 2 | 358 |
| Robbery | 425 | 213 | 0 | 2 | 0 | 210 |
| Stolen Property Offense | 189 | 56 | 0 | 0 | 2 | 131 |
| Theft - Pocket Picking | 15 | 6 | 0 | 0 | 0 | 9 |
| Theft - Purse Snatching | 21 | 12 | 0 | 0 | 0 | 9 |
| Theft - Shoplifting | 9,748 | 3,341 | 29 | 10 | 30 | 6,338 |
| Theft from Building | 998 | 163 | 1 | 1 | 1 | 832 |
| Theft from Coin Machine | 21 | 2 | 0 | 0 | 0 | 19 |
| Theft from Motor Vehicle | 216 | 30 | 1 | 0 | 0 | 185 |
| Theft of Motor Vehicle Parts | 50 | 12 | 0 | 0 | 0 | 38 |
| Theft - All Other Larceny | 1,278 | 273 | 2 | 2 | 7 | 994 |
| Crimes Against Society | | | | | | |
| Drug/Narcotic Violations | 9,000 | 2,136 | 15 | 5 | 30 | 6,814 |
| Drug/Narcotic Equipment Violations | 3,062 | 668 | 3 | 5 | 3 | 2,383 |
| Gambling-Betting/Wagering | 15 | 7 | 0 | 0 | 0 | 8 |
| Gambling-Operating/Promoting | 25 | 12 | 0 | 0 | 0 | 13 |
| Gambling-Equipment Violation | 12 | 7 | 0 | 0 | 0 | 5 |
| Gambling-Sports Tampering | 0 | 0 | 0 | 0 | 0 | 0 |
| Pornography/Obscene Materials | 3 | 0 | 0 | 0 | 0 | 3 |
| Prostitution | 1,559 | 836 | 5 | 3 | 1 | 714 |
| Prostitution-Assisting/Promoting | 8 | 3 | 0 | 0 | 0 | 5 |
| Weapon Law Violations | 318 | 168 | 0 | 0 | 1 | 149 |
| Total Group A Offenses | 45,280 | 14,150 | 107 | 55 | 126 | 30,842 |



Arrestee Age - Female

| | Total | Under 18 | 18-24 | 25-34 | 35-44 | 45-54 | 55-64 | Over 64 | Unknown |
|------------------------------------|---------------|--------------|---------------|---------------|--------------|--------------|------------|------------|----------|
| Crimes Against Persons | | | | | | | | | |
| Murder | 31 | 2 | 10 | 5 | 9 | 3 | 2 | 0 | 0 |
| Negligent Manslaughter | 8 | 1 | 4 | 1 | 2 | 0 | 0 | 0 | 0 |
| Kidnapping/Abduction | 57 | 1 | 13 | 22 | 15 | 2 | 3 | 1 | 0 |
| Forcible Rape | 4 | 2 | 1 | 1 | 0 | 0 | 0 | 0 | 0 |
| Forcible Sodomy | 2 | 1 | 1 | 0 | 0 | 0 | 0 | 0 | 0 |
| Sexual Assault w/Object | 1 | 0 | 1 | 0 | 0 | 0 | 0 | 0 | 0 |
| Forcible Fondling | 9 | 5 | 1 | 1 | 1 | 1 | 0 | 0 | 0 |
| Incest | 1 | 1 | 0 | 0 | 0 | 0 | 0 | 0 | 0 |
| Statutory Rape | 20 | 0 | 13 | 5 | 2 | 0 | 0 | 0 | 0 |
| Aggravated Assault | 2,909 | 324 | 762 | 760 | 615 | 365 | 64 | 19 | 0 |
| Simple Assault | 8,862 | 2,173 | 2,106 | 2,018 | 1,626 | 737 | 157 | 45 | 0 |
| Intimidation | 595 | 84 | 131 | 156 | 135 | 70 | 16 | 3 | 0 |
| Stalking | 59 | 12 | 10 | 12 | 13 | 8 | 2 | 2 | 0 |
| Crimes Against Property | | | | | | | | | |
| Arson | 43 | 11 | 8 | 6 | 8 | 7 | 3 | 0 | 0 |
| Bribery | 0 | 0 | 0 | 0 | 0 | 0 | 0 | 0 | 0 |
| Burglary | 813 | 93 | 258 | 228 | 162 | 62 | 8 | 2 | 0 |
| Counterfeiting/Forgery | 1,316 | 28 | 337 | 502 | 311 | 116 | 13 | 9 | 0 |
| Destruction/Damage/Vandalism | 988 | 219 | 335 | 225 | 137 | 56 | 10 | 6 | 0 |
| Embezzlement | 566 | 11 | 226 | 179 | 93 | 46 | 11 | 0 | 0 |
| Extortion/Blackmail | 13 | 1 | 4 | 2 | 4 | 0 | 2 | 0 | 0 |
| Fraud - False Pretenses | 596 | 9 | 125 | 218 | 160 | 64 | 14 | 6 | 0 |
| Fraud - Credit Card/ATM | 340 | 17 | 131 | 105 | 61 | 23 | 3 | 0 | 0 |
| Fraud - Impersonation | 562 | 43 | 161 | 170 | 139 | 45 | 4 | 0 | 0 |
| Fraud - Welfare | 24 | 0 | 5 | 6 | 3 | 7 | 1 | 2 | 0 |
| Fraud - Wire | 2 | 0 | 0 | 0 | 1 | 0 | 1 | 0 | 0 |
| Motor Vehicle Theft | 496 | 84 | 117 | 144 | 112 | 35 | 4 | 0 | 0 |
| Robbery | 425 | 50 | 137 | 126 | 71 | 35 | 5 | 1 | 0 |
| Stolen Property Offense | 189 | 10 | 45 | 65 | 53 | 14 | 1 | 1 | 0 |
| Theft - Pocket Picking | 15 | 1 | 5 | 6 | 2 | 1 | 0 | 0 | 0 |
| Theft - Purse Snatching | 21 | 3 | 11 | 5 | 2 | 0 | 0 | 0 | 0 |
| Theft - Shoplifting | 9,748 | 1,903 | 3,130 | 2,257 | 1,431 | 767 | 214 | 46 | 0 |
| Theft from Building | 998 | 127 | 298 | 280 | 194 | 79 | 16 | 4 | 0 |
| Theft from Coin Machine | 21 | 1 | 7 | 4 | 9 | 0 | 0 | 0 | 0 |
| Theft from Motor Vehicle | 216 | 16 | 63 | 83 | 41 | 12 | 1 | 0 | 0 |
| Theft of Motor Vehicle Parts | 50 | 3 | 13 | 19 | 12 | 3 | 0 | 0 | 0 |
| Theft - All Other Larceny | 1,278 | 143 | 322 | 394 | 281 | 113 | 21 | 4 | 0 |
| Crimes Against Society | | | | | | | | | |
| Drug/Narcotic Violations | 9,000 | 589 | 2,750 | 2,695 | 1,912 | 900 | 129 | 25 | 0 |
| Drug/Narcotic Equipment Violations | 3,062 | 77 | 565 | 950 | 1,000 | 436 | 33 | 1 | 0 |
| Gambling-Betting/Wagering | 15 | 0 | 1 | 0 | 4 | 8 | 2 | 0 | 0 |
| Gambling-Operating/Promoting | 25 | 0 | 1 | 2 | 7 | 6 | 7 | 2 | 0 |
| Gambling-Equipment Violation | 12 | 0 | 1 | 1 | 1 | 5 | 4 | 0 | 0 |
| Gambling-Sports Tampering | 0 | 0 | 0 | 0 | 0 | 0 | 0 | 0 | 0 |
| Pornography/Obscene Materials | 3 | 3 | 0 | 0 | 0 | 0 | 0 | 0 | 0 |
| Prostitution | 1,559 | 37 | 369 | 498 | 479 | 171 | 4 | 1 | 0 |
| Prostitution-Assisting/Promoting | 8 | 1 | 1 | 1 | 4 | 1 | 0 | 0 | 0 |
| Weapon Law Violations | 318 | 117 | 74 | 60 | 41 | 18 | 7 | 1 | 0 |
| Total Group A Offenses | 45,280 | 6,203 | 12,553 | 12,212 | 9,153 | 4,216 | 762 | 181 | 0 |



Group B Arrestee Sex and Race

| | Total | Sex | | Race | | | | |
|------------------------------|----------------|----------------|---------------|------------------|------------|-----------------|--------------|----------------|
| | | Male | Female | African American | Asian | Native American | Unknown | White |
| Bad Checks | 9,600 | 4,360 | 5,240 | 1,438 | 16 | 12 | 48 | 8,086 |
| Curfew/Loitering/Vagrancy | 2,025 | 1,391 | 634 | 867 | 13 | 1 | 13 | 1,131 |
| Disorderly Conduct | 12,414 | 8,677 | 3,737 | 6,927 | 32 | 31 | 56 | 5,368 |
| Driving Under the Influence | 30,497 | 24,250 | 6,247 | 3,069 | 121 | 48 | 754 | 26,505 |
| Drunkenness | 24,323 | 20,371 | 3,952 | 3,159 | 49 | 76 | 435 | 20,604 |
| Family Offenses - Nonviolent | 2,372 | 1,830 | 542 | 630 | 2 | 2 | 9 | 1,729 |
| Liquor Law Violations | 9,444 | 7,019 | 2,425 | 1,421 | 59 | 30 | 139 | 7,795 |
| Peeping Tom | 11 | 10 | 1 | 1 | 0 | 0 | 0 | 10 |
| Runaway | 2,261 | 1,087 | 1,174 | 803 | 7 | 2 | 12 | 1,437 |
| Trespass of Real Property | 7,853 | 6,434 | 1,419 | 4,447 | 25 | 29 | 28 | 3,324 |
| All Other Offenses | 95,935 | 71,429 | 24,506 | 25,331 | 270 | 95 | 611 | 69,628 |
| Total Group B Arrests | 196,735 | 146,858 | 49,877 | 48,093 | 594 | 326 | 2,105 | 145,617 |

Group B Arrestee Age

| | Under 18 | 18-24 | 25-34 | 35-44 | 45-54 | 55-64 | Over 65 | Unknown |
|------------------------------|---------------|---------------|---------------|---------------|---------------|--------------|--------------|----------|
| Bad Checks | 8 | 1,631 | 3,316 | 2,654 | 1,365 | 476 | 150 | 10 |
| Curfew/Loitering/Vagrancy | 1,963 | 46 | 9 | 5 | 2 | 0 | 0 | 0 |
| Disorderly Conduct | 4,091 | 2,667 | 2,073 | 1,636 | 1,528 | 349 | 70 | 0 |
| Driving Under the Influence | 217 | 7,214 | 8,816 | 7,113 | 5,077 | 1,688 | 370 | 0 |
| Drunkenness | 411 | 4,894 | 5,807 | 6,141 | 5,572 | 1,271 | 227 | 2 |
| Family Offenses - Nonviolent | 41 | 348 | 1,000 | 724 | 219 | 37 | 3 | 0 |
| Liquor Law Violations | 1,504 | 5,474 | 855 | 751 | 641 | 179 | 39 | 0 |
| Peeping Tom | 1 | 2 | 0 | 2 | 5 | 1 | 0 | 1 |
| Runaway | 2,261 | 0 | 0 | 0 | 0 | 0 | 0 | 0 |
| Trespass of Real Property | 1,102 | 1,712 | 1,630 | 1,593 | 1,414 | 323 | 79 | 0 |
| All Other Offenses | 4,809 | 25,769 | 31,023 | 21,136 | 10,596 | 2,122 | 473 | 0 |
| Total Group B Arrests | 16,408 | 49,757 | 54,529 | 41,755 | 26,419 | 6,446 | 1,411 | 7 |

Group B Arrestee Sex and Race - Juvenile

| | Total | Sex | | Race | | | | |
|------------------------------|---------------|---------------|--------------|------------------|-----------|-----------------|------------|--------------|
| | | Male | Female | African American | Asian | Native American | Unknown | White |
| Bad Checks | 8 | 2 | 6 | 1 | 0 | 0 | 0 | 7 |
| Curfew/Loitering/Vagrancy | 1,963 | 1,346 | 617 | 843 | 12 | 1 | 12 | 1,095 |
| Disorderly Conduct | 4,091 | 2,457 | 1,634 | 2,998 | 7 | 8 | 13 | 1,065 |
| Driving Under the Influence | 217 | 177 | 40 | 8 | 1 | 1 | 6 | 201 |
| Drunkenness | 411 | 318 | 93 | 114 | 2 | 1 | 4 | 290 |
| Family Offenses - Nonviolent | 41 | 26 | 15 | 5 | 0 | 0 | 0 | 36 |
| Liquor Law Violations | 1,504 | 994 | 510 | 92 | 6 | 4 | 12 | 1,390 |
| Peeping Tom | 1 | 0 | 1 | 0 | 0 | 0 | 0 | 1 |
| Runaway | 2,261 | 1,087 | 1,174 | 803 | 7 | 2 | 12 | 1,437 |
| Trespass of Real Property | 1,102 | 897 | 205 | 729 | 7 | 4 | 5 | 357 |
| All Other Offenses | 4,809 | 3,289 | 1,520 | 1,393 | 18 | 5 | 38 | 3,355 |
| Total Group B Arrests | 16,408 | 10,593 | 5,815 | 6,986 | 60 | 26 | 102 | 9,234 |



Group B Arrestee Race - Male

| | Total | Race | | | | |
|------------------------------|----------------|------------------|------------|-----------------|--------------|----------------|
| | | African American | Asian | Native American | Unknown | White |
| Bad Checks | 4,360 | 601 | 5 | 5 | 34 | 3,715 |
| Curfew/Loitering/Vagrancy | 1,391 | 629 | 10 | 1 | 10 | 741 |
| Disorderly Conduct | 8,677 | 4,646 | 21 | 20 | 46 | 3,944 |
| Driving Under the Influence | 24,250 | 2,656 | 101 | 45 | 726 | 20,722 |
| Drunkenness | 20,371 | 2,831 | 39 | 62 | 417 | 17,022 |
| Family Offenses - Nonviolent | 1,830 | 565 | 1 | 1 | 7 | 1,256 |
| Liquor Law Violations | 7,019 | 1,181 | 42 | 22 | 119 | 5,655 |
| Peeping Tom | 10 | 1 | 0 | 0 | 0 | 9 |
| Runaway | 1,087 | 430 | 3 | 1 | 5 | 648 |
| Trespass of Real Property | 6,434 | 3,864 | 23 | 28 | 24 | 2,495 |
| All Other Offenses | 71,429 | 19,998 | 222 | 69 | 539 | 50,601 |
| Total Group B Arrests | 146,858 | 37,402 | 467 | 254 | 1,927 | 106,808 |

Group B Arrestee Age - Male

| | Under 18 | 18-24 | 25-34 | 35-44 | 45-54 | 55-64 | Over 65 | Unknown |
|------------------------------|---------------|---------------|---------------|---------------|---------------|--------------|--------------|----------|
| Bad Checks | 2 | 760 | 1,390 | 1,220 | 695 | 234 | 59 | 0 |
| Curfew/Loitering/Vagrancy | 1,346 | 39 | 2 | 2 | 2 | 0 | 0 | 0 |
| Disorderly Conduct | 2,457 | 1,929 | 1,482 | 1,203 | 1,245 | 300 | 61 | 0 |
| Driving Under the Influence | 177 | 5,830 | 7,111 | 5,402 | 3,932 | 1,458 | 338 | 2 |
| Drunkenness | 318 | 4,119 | 4,816 | 4,896 | 4,834 | 1,174 | 214 | 0 |
| Family Offenses - Nonviolent | 26 | 234 | 763 | 585 | 189 | 30 | 3 | 0 |
| Liquor Law Violations | 994 | 4,048 | 652 | 581 | 547 | 162 | 34 | 1 |
| Peeping Tom | 0 | 2 | 0 | 2 | 5 | 1 | 0 | 0 |
| Runaway | 1,087 | 0 | 0 | 0 | 0 | 0 | 0 | 0 |
| Trespass of Real Property | 897 | 1,403 | 1,326 | 1,229 | 1,234 | 274 | 71 | 0 |
| All Other Offenses | 3,289 | 19,941 | 22,627 | 15,099 | 8,320 | 1,775 | 373 | 5 |
| Total Group B Arrests | 10,593 | 38,305 | 40,169 | 30,219 | 21,003 | 5,408 | 1,153 | 8 |



Group B Arrestee Race - Female

| | Total | Race | | | | |
|------------------------------|---------------|------------------|------------|-----------------|------------|---------------|
| | | African American | Asian | Native American | Unknown | White |
| Bad Checks | 5,240 | 837 | 11 | 7 | 14 | 4,371 |
| Curfew/Loitering/Vagrancy | 634 | 238 | 3 | 0 | 3 | 390 |
| Disorderly Conduct | 3,737 | 2,281 | 11 | 11 | 10 | 1,424 |
| Driving Under the Influence | 6,247 | 413 | 20 | 3 | 28 | 5,783 |
| Drunkenness | 3,952 | 328 | 10 | 14 | 18 | 3,582 |
| Family Offenses - Nonviolent | 542 | 65 | 1 | 1 | 2 | 473 |
| Liquor Law Violations | 2,425 | 240 | 17 | 8 | 20 | 2,140 |
| Peeping Tom | 1 | 0 | 0 | 0 | 0 | 1 |
| Runaway | 1,174 | 373 | 4 | 1 | 7 | 789 |
| Trespass of Real Property | 1,419 | 583 | 2 | 1 | 4 | 829 |
| All Other Offenses | 24,506 | 5,333 | 48 | 26 | 72 | 19,027 |
| Total Group B Arrests | 49,877 | 10,691 | 127 | 72 | 178 | 38,809 |

Group B Arrestee Age - Female

| | Under 18 | 18-24 | 25-34 | 35-44 | 45-54 | 55-64 | Over 65 | Unknown |
|------------------------------|--------------|---------------|---------------|---------------|--------------|--------------|------------|----------|
| Bad Checks | 6 | 871 | 1,926 | 1,434 | 670 | 242 | 91 | 0 |
| Curfew/Loitering/Vagrancy | 617 | 7 | 7 | 3 | 0 | 0 | 0 | 0 |
| Disorderly Conduct | 1,634 | 738 | 591 | 433 | 283 | 49 | 9 | 0 |
| Driving Under the Influence | 40 | 1,384 | 1,705 | 1,711 | 1,145 | 230 | 32 | 0 |
| Drunkenness | 93 | 775 | 991 | 1,245 | 738 | 97 | 13 | 0 |
| Family Offenses - Nonviolent | 15 | 114 | 237 | 139 | 30 | 7 | 0 | 0 |
| Liquor Law Violations | 510 | 1,426 | 203 | 170 | 94 | 17 | 5 | 0 |
| Peeping Tom | 1 | 0 | 0 | 0 | 0 | 0 | 0 | 0 |
| Runaway | 1,174 | 0 | 0 | 0 | 0 | 0 | 0 | 0 |
| Trespass of Real Property | 205 | 309 | 304 | 364 | 180 | 49 | 8 | 0 |
| All Other Offenses | 1,520 | 5,828 | 8,396 | 6,037 | 2,276 | 347 | 100 | 2 |
| Total Group B Arrests | 5,815 | 11,452 | 14,360 | 11,536 | 5,416 | 1,038 | 258 | 2 |



STATEWIDE REPORTS

VICTIMS

2007



Victim Sex and Race

| | | Sex | | | Race | | | | |
|------------------------------|---------|---------|---------|---------|----------|-------|----------|---------|---------|
| | | | | | African | | Native | | |
| | Total | Male | Female | Unknown | American | Asian | American | Unknown | White |
| Crimes Against Persons | | | | | | | | | |
| Murder | 394 | 313 | 81 | 0 | 223 | 2 | 0 | 3 | 166 |
| Negligent Manslaughter | 14 | 10 | 4 | 0 | 3 | 0 | 0 | 0 | 11 |
| Kidnapping/Abduction | 1,471 | 486 | 978 | 7 | 591 | 9 | 2 | 24 | 845 |
| Forcible Rape | 2,187 | 19 | 2,168 | 0 | 646 | 8 | 4 | 25 | 1,504 |
| Forcible Sodomy | 422 | 247 | 173 | 2 | 155 | 3 | 1 | 7 | 256 |
| Sexual Assault w/Object | 294 | 46 | 247 | 1 | 66 | 2 | 0 | 12 | 214 |
| Forcible Fondling | 2,440 | 328 | 2,105 | 7 | 582 | 9 | 3 | 35 | 1,811 |
| Incest | 46 | 13 | 33 | 0 | 6 | 1 | 0 | 2 | 37 |
| Statutory Rape | 628 | 50 | 578 | 0 | 141 | 2 | 1 | 9 | 475 |
| Aggravated Assault | 32,042 | 18,312 | 13,633 | 97 | 14,242 | 112 | 40 | 355 | 17,293 |
| Simple Assault | 95,420 | 34,494 | 60,777 | 149 | 37,282 | 347 | 132 | 881 | 56,778 |
| Intimidation | 34,135 | 11,912 | 22,116 | 107 | 10,478 | 139 | 48 | 385 | 23,085 |
| Stalking | 1,848 | 332 | 1,511 | 5 | 590 | 6 | 3 | 18 | 1,231 |
| Crimes Against Property | | | | | | | | | |
| Arson | 1,123 | 625 | 467 | 31 | 263 | 4 | 1 | 66 | 789 |
| Bribery | 26 | 19 | 7 | 0 | 6 | 0 | 0 | 1 | 19 |
| Burglary | 52,751 | 27,971 | 24,405 | 375 | 15,083 | 346 | 74 | 945 | 36,303 |
| Counterfeiting/Forgery | 6,206 | 2,943 | 3,114 | 149 | 785 | 26 | 12 | 379 | 5,004 |
| Destruction/Damage/Vandalism | 63,611 | 30,963 | 32,314 | 334 | 19,905 | 376 | 96 | 1,120 | 42,114 |
| Embezzlement | 311 | 205 | 106 | 0 | 23 | 3 | 0 | 3 | 282 |
| Extortion/Blackmail | 113 | 61 | 51 | 1 | 15 | 4 | 1 | 3 | 90 |
| Fraud - False Pretenses | 3,949 | 1,881 | 2,024 | 44 | 567 | 38 | 12 | 142 | 3,190 |
| Fraud - Credit Card/ATM | 5,409 | 2,014 | 3,366 | 29 | 691 | 19 | 5 | 75 | 4,619 |
| Fraud - Impersonation | 5,524 | 2,709 | 2,593 | 222 | 1,625 | 35 | 10 | 469 | 3,385 |
| Fraud - Welfare | 16 | 6 | 10 | 0 | 1 | 0 | 0 | 0 | 15 |
| Fraud - Wire | 343 | 138 | 203 | 2 | 25 | 2 | 2 | 7 | 307 |
| Motor Vehicle Theft | 19,770 | 12,246 | 7,415 | 109 | 6,597 | 95 | 44 | 421 | 12,613 |
| Robbery | 13,862 | 9,404 | 4,437 | 21 | 5,453 | 256 | 85 | 446 | 7,622 |
| Stolen Property Offense | 748 | 449 | 251 | 48 | 64 | 3 | 2 | 162 | 517 |
| Theft - Pocket Picking | 484 | 255 | 228 | 1 | 109 | 1 | 2 | 3 | 369 |
| Theft - Purse Snatching | 485 | 39 | 445 | 1 | 156 | 6 | 1 | 5 | 317 |
| Theft - Shoplifting | 154 | 82 | 62 | 10 | 21 | 6 | 3 | 11 | 113 |
| Theft from Building | 26,560 | 11,175 | 15,292 | 93 | 4,431 | 188 | 40 | 360 | 21,541 |
| Theft from Coin Machine | 108 | 77 | 29 | 2 | 4 | 1 | 1 | 5 | 97 |
| Theft from Motor Vehicle | 39,841 | 20,877 | 18,858 | 106 | 7,926 | 289 | 82 | 584 | 30,960 |
| Theft of Motor Vehicle Parts | 17,300 | 10,584 | 6,652 | 64 | 5,183 | 127 | 33 | 360 | 11,597 |
| Theft - All Other Larceny | 37,789 | 20,500 | 17,085 | 204 | 8,276 | 206 | 56 | 625 | 28,626 |
| Total Individual Victims | 467,824 | 221,785 | 243,818 | 2,221 | 142,214 | 2,671 | 796 | 7,948 | 314,195 |



Victim Age

| | Total | Under 18 | 18-24 | 25-34 | 35-44 | 45-54 | 55-64 | Over 64 | Unknown |
|---------------------------------|----------------|---------------|---------------|----------------|---------------|---------------|---------------|---------------|--------------|
| Crimes Against Persons | | | | | | | | | |
| Murder | 394 | 30 | 95 | 101 | 74 | 48 | 20 | 17 | 9 |
| Negligent Manslaughter | 14 | 8 | 3 | 0 | 0 | 0 | 0 | 2 | 1 |
| Kidnapping/Abduction | 1,471 | 533 | 323 | 280 | 198 | 86 | 17 | 18 | 16 |
| Forcible Rape | 2,187 | 812 | 522 | 434 | 245 | 112 | 26 | 19 | 17 |
| Forcible Sodomy | 422 | 287 | 48 | 36 | 27 | 17 | 3 | 1 | 3 |
| Sexual Assault w/Object | 294 | 198 | 42 | 23 | 20 | 9 | 2 | 0 | 0 |
| Forcible Fondling | 2,440 | 1,687 | 312 | 183 | 137 | 61 | 18 | 20 | 22 |
| Incest | 46 | 39 | 5 | 2 | 0 | 0 | 0 | 0 | 0 |
| Statutory Rape | 628 | 621 | 5 | 0 | 0 | 0 | 0 | 0 | 2 |
| Aggravated Assault | 32,042 | 4,531 | 8,036 | 7,974 | 5,914 | 3,631 | 1,137 | 425 | 394 |
| Simple Assault | 95,420 | 15,554 | 24,168 | 23,921 | 17,254 | 9,773 | 2,950 | 1,142 | 658 |
| Intimidation | 34,135 | 2,988 | 7,213 | 9,062 | 7,441 | 4,517 | 1,774 | 802 | 338 |
| Stalking | 1,848 | 137 | 438 | 548 | 443 | 184 | 65 | 19 | 14 |
| Crimes Against Property | | | | | | | | | |
| Arson | 1,123 | 18 | 115 | 209 | 236 | 208 | 149 | 106 | 82 |
| Bribery | 26 | 2 | 4 | 10 | 3 | 3 | 1 | 1 | 2 |
| Burglary | 52,751 | 557 | 8,171 | 11,912 | 10,785 | 9,442 | 6,263 | 4,622 | 999 |
| Counterfeiting/Forgery | 6,206 | 54 | 692 | 851 | 1,009 | 1,242 | 834 | 1,068 | 456 |
| Destruction/Damage/Vandalism | 63,611 | 1,077 | 11,403 | 13,862 | 13,283 | 11,077 | 6,745 | 4,925 | 1,239 |
| Embezzlement | 311 | 0 | 19 | 49 | 79 | 73 | 51 | 37 | 3 |
| Extortion/Blackmail | 113 | 6 | 14 | 24 | 24 | 18 | 11 | 13 | 3 |
| Fraud - False Pretenses | 3,949 | 41 | 462 | 719 | 730 | 807 | 473 | 579 | 138 |
| Fraud - Credit Card/ATM | 5,409 | 45 | 851 | 975 | 1,006 | 1,080 | 731 | 646 | 75 |
| Fraud - Impersonation | 5,524 | 139 | 869 | 1,290 | 1,072 | 763 | 533 | 460 | 398 |
| Fraud - Welfare | 16 | 2 | 1 | 3 | 3 | 2 | 1 | 4 | 0 |
| Fraud - Wire | 343 | 6 | 51 | 73 | 78 | 59 | 38 | 31 | 7 |
| Motor Vehicle Theft | 19,770 | 111 | 3,084 | 4,809 | 4,389 | 3,507 | 2,073 | 1,374 | 423 |
| Robbery | 13,862 | 983 | 3,671 | 3,646 | 2,268 | 1,855 | 841 | 499 | 99 |
| Stolen Property Offense | 748 | 9 | 74 | 115 | 129 | 107 | 55 | 40 | 219 |
| Theft - Pocket Picking | 484 | 29 | 77 | 93 | 79 | 82 | 53 | 69 | 2 |
| Theft - Purse Snatching | 485 | 12 | 78 | 104 | 82 | 75 | 60 | 69 | 5 |
| Theft - Shoplifting | 154 | 3 | 27 | 33 | 34 | 26 | 13 | 5 | 13 |
| Theft from Building | 26,560 | 1,742 | 4,508 | 4,706 | 4,675 | 4,563 | 3,188 | 2,794 | 384 |
| Theft from Coin Machine | 108 | 2 | 5 | 11 | 17 | 29 | 27 | 14 | 3 |
| Theft from Motor Vehicle | 39,841 | 1,068 | 8,585 | 9,987 | 8,637 | 6,299 | 3,270 | 1,519 | 476 |
| Theft of Motor Vehicle Parts | 17,300 | 323 | 4,009 | 4,378 | 3,167 | 2,715 | 1,540 | 907 | 261 |
| Theft - All Other Larceny | 37,789 | 1,222 | 4,511 | 6,882 | 7,813 | 7,434 | 5,142 | 4,079 | 706 |
| Total Individual Victims | 467,824 | 34,876 | 92,491 | 107,305 | 91,351 | 69,904 | 38,104 | 26,326 | 7,467 |



Victim Sex and Race - Juvenile

| | | Sex | | | Race | | | | |
|------------------------------|--------|--------|--------|---------|------------------|-------|-----------------|---------|--------|
| | | | | | | | | | |
| | Total | Male | Female | Unknown | African American | Asian | Native American | Unknown | White |
| Crimes Against Persons | | | | | | | | | |
| Murder | 30 | 23 | 7 | 0 | 15 | 0 | 0 | 0 | 15 |
| Negligent Manslaughter | 8 | 6 | 2 | 0 | 2 | 0 | 0 | 0 | 6 |
| Kidnapping/Abduction | 533 | 233 | 297 | 3 | 266 | 4 | 1 | 16 | 246 |
| Forcible Rape | 812 | 14 | 798 | 0 | 252 | 0 | 1 | 5 | 554 |
| Forcible Sodomy | 287 | 194 | 92 | 1 | 94 | 1 | 1 | 5 | 186 |
| Sexual Assault w/Object | 198 | 36 | 162 | 0 | 43 | 0 | 0 | 11 | 144 |
| Forcible Fondling | 1,687 | 280 | 1,405 | 2 | 410 | 6 | 2 | 25 | 1,244 |
| Incest | 39 | 12 | 27 | 0 | 5 | 0 | 0 | 2 | 32 |
| Statutory Rape | 621 | 50 | 571 | 0 | 140 | 2 | 1 | 8 | 470 |
| Aggravated Assault | 4,531 | 2,717 | 1,805 | 9 | 2,446 | 19 | 4 | 50 | 2,012 |
| Simple Assault | 15,554 | 7,942 | 7,591 | 21 | 7,551 | 35 | 16 | 157 | 7,795 |
| Intimidation | 2,988 | 1,198 | 1,771 | 19 | 990 | 3 | 3 | 51 | 1,941 |
| Stalking | 137 | 22 | 115 | 0 | 34 | 0 | 0 | 1 | 102 |
| Crimes Against Property | | | | | | | | | |
| Arson | 18 | 9 | 9 | 0 | 11 | 0 | 0 | 0 | 7 |
| Bribery | 2 | 1 | 1 | 0 | 2 | 0 | 0 | 0 | 0 |
| Burglary | 557 | 287 | 268 | 2 | 220 | 0 | 0 | 9 | 328 |
| Counterfeiting/Forgery | 54 | 22 | 32 | 0 | 18 | 0 | 0 | 0 | 36 |
| Destruction/Damage/Vandalism | 1,077 | 529 | 546 | 2 | 228 | 2 | 1 | 13 | 833 |
| Embezzlement | 0 | 0 | 0 | 0 | 0 | 0 | 0 | 0 | 0 |
| Extortion/Blackmail | 6 | 2 | 4 | 0 | 3 | 0 | 0 | 1 | 2 |
| Fraud - False Pretenses | 41 | 20 | 21 | 0 | 9 | 0 | 0 | 1 | 31 |
| Fraud - Credit Card/ATM | 45 | 11 | 34 | 0 | 6 | 1 | 0 | 0 | 38 |
| Fraud - Impersonation | 139 | 77 | 61 | 1 | 66 | 0 | 0 | 7 | 66 |
| Fraud - Welfare | 2 | 0 | 2 | 0 | 0 | 0 | 0 | 0 | 2 |
| Fraud - Wire | 6 | 4 | 2 | 0 | 2 | 0 | 0 | 0 | 4 |
| Motor Vehicle Theft | 111 | 73 | 38 | 0 | 26 | 1 | 0 | 0 | 84 |
| Robbery | 983 | 726 | 256 | 1 | 552 | 14 | 2 | 16 | 399 |
| Stolen Property Offense | 9 | 7 | 1 | 1 | 3 | 0 | 0 | 1 | 5 |
| Theft - Pocket Picking | 29 | 14 | 15 | 0 | 9 | 0 | 0 | 1 | 19 |
| Theft - Purse Snatching | 12 | 1 | 11 | 0 | 6 | 0 | 0 | 0 | 6 |
| Theft - Shoplifting | 3 | 1 | 2 | 0 | 3 | 0 | 0 | 0 | 0 |
| Theft from Building | 1,742 | 770 | 969 | 3 | 422 | 13 | 3 | 37 | 1,267 |
| Theft from Coin Machine | 2 | 1 | 0 | 1 | 1 | 0 | 0 | 1 | 0 |
| Theft from Motor Vehicle | 1,068 | 438 | 625 | 5 | 132 | 4 | 1 | 8 | 923 |
| Theft of Motor Vehicle Parts | 323 | 241 | 82 | 0 | 37 | 1 | 0 | 2 | 283 |
| Theft - All Other Larceny | 1,222 | 709 | 512 | 1 | 403 | 7 | 3 | 15 | 794 |
| Total Individual Victims | 34,876 | 16,670 | 18,134 | 72 | 14,407 | 113 | 39 | 443 | 19,874 |



Victim Race - Male

| | Total | Race | | | | |
|------------------------------|---------|------------------|-------|-----------------|---------|---------|
| | | African American | Asian | Native American | Unknown | White |
| Crimes Against Persons | | | | | | |
| Murder | 313 | 190 | 1 | 0 | 2 | 120 |
| Negligent Manslaughter | 10 | 3 | 0 | 0 | 0 | 7 |
| Kidnapping/Abduction | 486 | 212 | 3 | 2 | 8 | 261 |
| Forcible Rape | 19 | 6 | 0 | 0 | 0 | 13 |
| Forcible Sodomy | 247 | 83 | 3 | 1 | 3 | 157 |
| Sexual Assault w/Object | 46 | 12 | 0 | 0 | 1 | 33 |
| Forcible Fondling | 328 | 66 | 2 | 0 | 8 | 252 |
| Incest | 13 | 1 | 0 | 0 | 1 | 11 |
| Statutory Rape | 50 | 14 | 0 | 0 | 1 | 35 |
| Aggravated Assault | 18,312 | 7,886 | 81 | 27 | 181 | 10,137 |
| Simple Assault | 34,494 | 11,701 | 146 | 49 | 368 | 22,230 |
| Intimidation | 11,912 | 3,088 | 68 | 21 | 149 | 8,586 |
| Stalking | 332 | 115 | 3 | 1 | 5 | 208 |
| Crimes Against Property | | | | | | |
| Arson | 625 | 118 | 2 | 0 | 22 | 483 |
| Bribery | 19 | 3 | 0 | 0 | 0 | 16 |
| Burglary | 27,971 | 6,104 | 209 | 42 | 381 | 21,235 |
| Counterfeiting/Forgery | 2,943 | 354 | 16 | 8 | 105 | 2,460 |
| Destruction/Damage/Vandalism | 30,963 | 7,480 | 234 | 58 | 511 | 22,680 |
| Embezzlement | 205 | 11 | 2 | 0 | 2 | 190 |
| Extortion/Blackmail | 61 | 6 | 2 | 0 | 1 | 52 |
| Fraud - False Pretenses | 1,881 | 229 | 16 | 7 | 55 | 1,574 |
| Fraud - Credit Card/ATM | 2,014 | 253 | 11 | 5 | 19 | 1,726 |
| Fraud - Impersonation | 2,709 | 775 | 16 | 6 | 178 | 1,734 |
| Fraud - Welfare | 6 | 0 | 0 | 0 | 0 | 6 |
| Fraud - Wire | 138 | 6 | 2 | 2 | 2 | 126 |
| Motor Vehicle Theft | 12,246 | 3,680 | 72 | 37 | 212 | 8,245 |
| Robbery | 9,404 | 3,626 | 157 | 74 | 366 | 5,181 |
| Stolen Property Offense | 449 | 37 | 3 | 2 | 74 | 333 |
| Theft - Pocket Picking | 255 | 56 | 1 | 1 | 3 | 194 |
| Theft - Purse Snatching | 39 | 9 | 1 | 0 | 0 | 29 |
| Theft - Shoplifting | 82 | 10 | 4 | 3 | 1 | 64 |
| Theft from Building | 11,175 | 1,612 | 77 | 23 | 127 | 9,336 |
| Theft from Coin Machine | 77 | 2 | 1 | 0 | 3 | 71 |
| Theft from Motor Vehicle | 20,877 | 3,678 | 169 | 49 | 316 | 16,665 |
| Theft of Motor Vehicle Parts | 10,584 | 2,694 | 91 | 24 | 230 | 7,545 |
| Theft - All Other Larceny | 20,500 | 3,481 | 116 | 38 | 266 | 16,599 |
| Total Individual Victims | 221,785 | 57,601 | 1,509 | 480 | 3,601 | 158,594 |



Victim Age - Male

| | Total | Under 18 | 18-24 | 25-34 | 35-44 | 45-54 | 55-64 | Over 64 | Unknown |
|---------------------------------|----------------|---------------|---------------|---------------|---------------|---------------|---------------|---------------|--------------|
| Crimes Against Persons | | | | | | | | | |
| Murder | 313 | 23 | 80 | 88 | 52 | 33 | 19 | 12 | 6 |
| Negligent Manslaughter | 10 | 6 | 1 | 0 | 0 | 0 | 0 | 2 | 1 |
| Kidnapping/Abduction | 486 | 233 | 71 | 76 | 66 | 21 | 7 | 7 | 5 |
| Forcible Rape | 19 | 14 | 3 | 2 | 0 | 0 | 0 | 0 | 0 |
| Forcible Sodomy | 247 | 194 | 25 | 6 | 7 | 10 | 2 | 1 | 2 |
| Sexual Assault w/Object | 46 | 36 | 2 | 2 | 4 | 2 | 0 | 0 | 0 |
| Forcible Fondling | 328 | 280 | 24 | 4 | 8 | 3 | 2 | 0 | 7 |
| Incest | 13 | 12 | 0 | 1 | 0 | 0 | 0 | 0 | 0 |
| Statutory Rape | 50 | 50 | 0 | 0 | 0 | 0 | 0 | 0 | 0 |
| Aggravated Assault | 18,312 | 2,717 | 4,497 | 4,344 | 3,323 | 2,289 | 726 | 242 | 174 |
| Simple Assault | 34,494 | 7,942 | 7,052 | 7,276 | 5,855 | 4,158 | 1,473 | 500 | 238 |
| Intimidation | 11,912 | 1,198 | 2,086 | 2,748 | 2,669 | 1,913 | 843 | 348 | 107 |
| Stalking | 332 | 22 | 55 | 90 | 82 | 53 | 23 | 6 | 1 |
| Crimes Against Property | | | | | | | | | |
| Arson | 625 | 9 | 54 | 107 | 132 | 135 | 91 | 64 | 33 |
| Bribery | 19 | 1 | 3 | 8 | 2 | 1 | 1 | 1 | 2 |
| Burglary | 27,971 | 287 | 3,805 | 5,818 | 5,719 | 5,450 | 3,852 | 2,640 | 400 |
| Counterfeiting/Forgery | 2,943 | 22 | 284 | 365 | 462 | 691 | 424 | 512 | 183 |
| Destruction/Damage/Vandalism | 30,963 | 529 | 4,751 | 6,206 | 6,434 | 5,833 | 3,945 | 2,708 | 557 |
| Embezzlement | 205 | 0 | 7 | 30 | 56 | 43 | 40 | 27 | 2 |
| Extortion/Blackmail | 61 | 2 | 5 | 16 | 14 | 10 | 7 | 5 | 2 |
| Fraud - False Pretenses | 1,881 | 20 | 191 | 334 | 367 | 420 | 245 | 245 | 59 |
| Fraud - Credit Card/ATM | 2,014 | 11 | 312 | 394 | 382 | 396 | 279 | 226 | 14 |
| Fraud - Impersonation | 2,709 | 77 | 433 | 666 | 577 | 353 | 275 | 181 | 147 |
| Fraud - Welfare | 6 | 0 | 0 | 1 | 3 | 1 | 0 | 1 | 0 |
| Fraud - Wire | 138 | 4 | 17 | 29 | 29 | 21 | 21 | 14 | 3 |
| Motor Vehicle Theft | 12,246 | 73 | 1,908 | 2,911 | 2,675 | 2,267 | 1,369 | 845 | 198 |
| Robbery | 9,404 | 726 | 2,519 | 2,508 | 1,519 | 1,218 | 542 | 312 | 60 |
| Stolen Property Offense | 449 | 7 | 49 | 66 | 83 | 62 | 41 | 29 | 112 |
| Theft - Pocket Picking | 255 | 14 | 32 | 57 | 35 | 52 | 24 | 40 | 1 |
| Theft - Purse Snatching | 39 | 1 | 5 | 8 | 6 | 5 | 6 | 7 | 1 |
| Theft - Shoplifting | 82 | 1 | 15 | 18 | 21 | 16 | 7 | 2 | 2 |
| Theft from Building | 11,175 | 770 | 1,655 | 1,768 | 1,981 | 2,075 | 1,546 | 1,209 | 171 |
| Theft from Coin Machine | 77 | 1 | 4 | 5 | 9 | 21 | 21 | 14 | 2 |
| Theft from Motor Vehicle | 20,877 | 438 | 3,929 | 5,119 | 4,664 | 3,553 | 2,025 | 923 | 226 |
| Theft of Motor Vehicle Parts | 10,584 | 241 | 2,510 | 2,631 | 1,865 | 1,643 | 965 | 587 | 142 |
| Theft - All Other Larceny | 20,500 | 709 | 1,954 | 3,308 | 4,329 | 4,332 | 3,140 | 2,394 | 334 |
| Total Individual Victims | 221,785 | 16,670 | 38,338 | 47,010 | 43,430 | 37,080 | 21,961 | 14,104 | 3,192 |



Victim Race - Female

| | Total | Race | | | | |
|------------------------------|---------|------------------|-------|-----------------|---------|---------|
| | | African American | Asian | Native American | Unknown | White |
| Crimes Against Persons | | | | | | |
| Murder | 81 | 33 | 1 | 0 | 1 | 46 |
| Negligent Manslaughter | 4 | 0 | 0 | 0 | 0 | 4 |
| Kidnapping/Abduction | 978 | 378 | 6 | 0 | 10 | 584 |
| Forcible Rape | 2,168 | 640 | 8 | 4 | 25 | 1,491 |
| Forcible Sodomy | 173 | 72 | 0 | 0 | 3 | 98 |
| Sexual Assault w/Object | 247 | 54 | 2 | 0 | 10 | 181 |
| Forcible Fondling | 2,105 | 514 | 7 | 3 | 22 | 1,559 |
| Incest | 33 | 5 | 1 | 0 | 1 | 26 |
| Statutory Rape | 578 | 127 | 2 | 1 | 8 | 440 |
| Aggravated Assault | 13,633 | 6,352 | 31 | 13 | 92 | 7,145 |
| Simple Assault | 60,777 | 25,569 | 200 | 82 | 404 | 34,522 |
| Intimidation | 22,116 | 7,387 | 71 | 27 | 154 | 14,477 |
| Stalking | 1,511 | 475 | 3 | 2 | 10 | 1,021 |
| Crimes Against Property | | | | | | |
| Arson | 467 | 145 | 2 | 1 | 16 | 303 |
| Bribery | 7 | 3 | 0 | 0 | 1 | 3 |
| Burglary | 24,405 | 8,971 | 136 | 32 | 219 | 15,047 |
| Counterfeiting/Forgery | 3,114 | 431 | 10 | 4 | 131 | 2,538 |
| Destruction/Damage/Vandalism | 32,314 | 12,410 | 142 | 37 | 328 | 19,397 |
| Embezzlement | 106 | 12 | 1 | 0 | 1 | 92 |
| Extortion/Blackmail | 51 | 9 | 2 | 1 | 1 | 38 |
| Fraud - False Pretenses | 2,024 | 337 | 22 | 5 | 48 | 1,612 |
| Fraud - Credit Card/ATM | 3,366 | 438 | 8 | 0 | 27 | 2,893 |
| Fraud - Impersonation | 2,593 | 849 | 18 | 3 | 77 | 1,646 |
| Fraud - Welfare | 10 | 1 | 0 | 0 | 0 | 9 |
| Fraud - Wire | 203 | 19 | 0 | 0 | 3 | 181 |
| Motor Vehicle Theft | 7,415 | 2,916 | 23 | 7 | 109 | 4,360 |
| Robbery | 4,437 | 1,827 | 98 | 11 | 63 | 2,438 |
| Stolen Property Offense | 251 | 27 | 0 | 0 | 40 | 184 |
| Theft - Pocket Picking | 228 | 52 | 0 | 1 | 0 | 175 |
| Theft - Purse Snatching | 445 | 147 | 5 | 1 | 4 | 288 |
| Theft - Shoplifting | 62 | 11 | 2 | 0 | 0 | 49 |
| Theft from Building | 15,292 | 2,818 | 111 | 17 | 152 | 12,194 |
| Theft from Coin Machine | 29 | 2 | 0 | 1 | 0 | 26 |
| Theft from Motor Vehicle | 18,858 | 4,246 | 120 | 32 | 183 | 14,277 |
| Theft of Motor Vehicle Parts | 6,652 | 2,488 | 36 | 9 | 73 | 4,046 |
| Theft - All Other Larceny | 17,085 | 4,790 | 90 | 18 | 173 | 12,014 |
| Total Individual Victims | 243,818 | 84,555 | 1,158 | 312 | 2,389 | 155,404 |



Victim Age - Female

| | Total | Under 18 | 18-24 | 25-34 | 35-44 | 45-54 | 55-64 | Over 64 | Unknown |
|---------------------------------|----------------|---------------|---------------|---------------|---------------|---------------|---------------|---------------|--------------|
| Crimes Against Persons | | | | | | | | | |
| Murder | 81 | 7 | 15 | 13 | 22 | 15 | 1 | 5 | 3 |
| Negligent Manslaughter | 4 | 2 | 2 | 0 | 0 | 0 | 0 | 0 | 0 |
| Kidnapping/Abduction | 978 | 297 | 252 | 203 | 132 | 65 | 10 | 11 | 8 |
| Forcible Rape | 2,168 | 798 | 519 | 432 | 245 | 112 | 26 | 19 | 17 |
| Forcible Sodomy | 173 | 92 | 23 | 30 | 20 | 7 | 1 | 0 | 0 |
| Sexual Assault w/Object | 247 | 162 | 40 | 21 | 15 | 7 | 2 | 0 | 0 |
| Forcible Fondling | 2,105 | 1,405 | 288 | 179 | 129 | 58 | 16 | 20 | 10 |
| Incest | 33 | 27 | 5 | 1 | 0 | 0 | 0 | 0 | 0 |
| Statutory Rape | 578 | 571 | 5 | 0 | 0 | 0 | 0 | 0 | 2 |
| Aggravated Assault | 13,633 | 1,805 | 3,534 | 3,623 | 2,590 | 1,339 | 410 | 182 | 150 |
| Simple Assault | 60,777 | 7,591 | 17,101 | 16,631 | 11,394 | 5,611 | 1,477 | 641 | 331 |
| Intimidation | 22,116 | 1,771 | 5,119 | 6,307 | 4,761 | 2,603 | 928 | 454 | 173 |
| Stalking | 1,511 | 115 | 382 | 457 | 360 | 131 | 42 | 13 | 11 |
| Crimes Against Property | | | | | | | | | |
| Arson | 467 | 9 | 61 | 101 | 103 | 72 | 57 | 41 | 23 |
| Bribery | 7 | 1 | 1 | 2 | 1 | 2 | 0 | 0 | 0 |
| Burglary | 24,405 | 268 | 4,357 | 6,081 | 5,056 | 3,982 | 2,406 | 1,974 | 281 |
| Counterfeiting/Forgery | 3,114 | 32 | 406 | 482 | 543 | 548 | 407 | 553 | 143 |
| Destruction/Damage/Vandalism | 32,314 | 546 | 6,642 | 7,643 | 6,826 | 5,225 | 2,789 | 2,208 | 435 |
| Embezzlement | 106 | 0 | 12 | 19 | 23 | 30 | 11 | 10 | 1 |
| Extortion/Blackmail | 51 | 4 | 9 | 8 | 9 | 8 | 4 | 8 | 1 |
| Fraud - False Pretenses | 2,024 | 21 | 269 | 384 | 360 | 384 | 228 | 334 | 44 |
| Fraud - Credit Card/ATM | 3,366 | 34 | 539 | 580 | 624 | 684 | 452 | 420 | 33 |
| Fraud - Impersonation | 2,593 | 61 | 422 | 617 | 477 | 402 | 257 | 278 | 79 |
| Fraud - Welfare | 10 | 2 | 1 | 2 | 0 | 1 | 1 | 3 | 0 |
| Fraud - Wire | 203 | 2 | 34 | 44 | 49 | 37 | 17 | 17 | 3 |
| Motor Vehicle Theft | 7,415 | 38 | 1,171 | 1,893 | 1,712 | 1,237 | 702 | 529 | 133 |
| Robbery | 4,437 | 256 | 1,152 | 1,134 | 747 | 637 | 299 | 187 | 25 |
| Stolen Property Offense | 251 | 1 | 25 | 47 | 45 | 45 | 14 | 11 | 63 |
| Theft - Pocket Picking | 228 | 15 | 44 | 36 | 44 | 30 | 29 | 29 | 1 |
| Theft - Purse Snatching | 445 | 11 | 73 | 96 | 76 | 70 | 54 | 62 | 3 |
| Theft - Shoplifting | 62 | 2 | 11 | 13 | 13 | 10 | 6 | 3 | 4 |
| Theft from Building | 15,292 | 969 | 2,849 | 2,933 | 2,689 | 2,486 | 1,638 | 1,584 | 144 |
| Theft from Coin Machine | 29 | 0 | 1 | 6 | 8 | 8 | 6 | 0 | 0 |
| Theft from Motor Vehicle | 18,858 | 625 | 4,650 | 4,860 | 3,969 | 2,741 | 1,243 | 594 | 176 |
| Theft of Motor Vehicle Parts | 6,652 | 82 | 1,495 | 1,743 | 1,300 | 1,072 | 573 | 317 | 70 |
| Theft - All Other Larceny | 17,085 | 512 | 2,552 | 3,562 | 3,477 | 3,092 | 1,993 | 1,683 | 214 |
| Total Individual Victims | 243,818 | 18,134 | 54,061 | 47,819 | 32,751 | 16,099 | 12,190 | 12,190 | 2,581 |



Domestic Violence Victims - Sex and Race

| | Total | Sex | | | Race | | | | |
|-------------------------|--------|--------|--------|---------|------------------|-------|-----------------|---------|--------|
| | | Male | Female | Unknown | African American | Asian | Native American | Unknown | White |
| Crimes Against Persons | | | | | | | | | |
| Murder | 82 | 41 | 41 | 0 | 30 | 1 | 0 | 1 | 50 |
| Kidnapping/Abduction | 805 | 211 | 588 | 6 | 364 | 2 | 0 | 14 | 425 |
| Forcible Rape | 570 | 9 | 561 | 0 | 167 | 3 | 0 | 6 | 394 |
| Forcible Sodomy | 138 | 78 | 60 | 0 | 53 | 1 | 0 | 1 | 83 |
| Sexual Assault w/Object | 93 | 14 | 79 | 0 | 22 | 0 | 0 | 3 | 68 |
| Forcible Fondling | 649 | 112 | 535 | 2 | 121 | 4 | 1 | 12 | 511 |
| Incest | 45 | 13 | 32 | 0 | 6 | 1 | 0 | 2 | 36 |
| Statutory Rape | 234 | 13 | 221 | 0 | 54 | 1 | 1 | 3 | 175 |
| Aggravated Assault | 11,399 | 4,418 | 6,960 | 21 | 4,915 | 29 | 11 | 92 | 6,352 |
| Simple Assault | 56,728 | 14,641 | 42,047 | 40 | 22,555 | 197 | 66 | 325 | 33,585 |
| Intimidation | 11,834 | 2,650 | 9,161 | 23 | 4,063 | 49 | 14 | 68 | 7,640 |
| Stalking | 841 | 137 | 702 | 2 | 343 | 3 | 0 | 5 | 490 |
| Total | 83,418 | 22,337 | 60,987 | 94 | 32,693 | 291 | 93 | 532 | 49,809 |

Domestic Violence Victims - Age

| | Total | Under 18 | 18-24 | 25-34 | 35-44 | 45-54 | 55-64 | Over 64 | Unknown |
|-------------------------------|---------------|--------------|---------------|---------------|---------------|--------------|--------------|--------------|------------|
| Crimes Against Persons | | | | | | | | | |
| Murder | 82 | 14 | 9 | 18 | 15 | 13 | 4 | 7 | 2 |
| Kidnapping/Abduction | 805 | 361 | 153 | 137 | 89 | 44 | 4 | 7 | 10 |
| Forcible Rape | 570 | 282 | 76 | 106 | 61 | 27 | 7 | 7 | 4 |
| Forcible Sodomy | 138 | 115 | 7 | 6 | 4 | 5 | 0 | 0 | 1 |
| Sexual Assault w/Object | 93 | 76 | 5 | 5 | 4 | 1 | 2 | 0 | 0 |
| Forcible Fondling | 649 | 569 | 24 | 23 | 15 | 10 | 1 | 2 | 5 |
| Incest | 45 | 38 | 5 | 2 | 0 | 0 | 0 | 0 | 0 |
| Statutory Rape | 234 | 233 | 1 | 0 | 0 | 0 | 0 | 0 | 0 |
| Aggravated Assault | 11,399 | 1,238 | 2,578 | 3,048 | 2,362 | 1,430 | 444 | 206 | 93 |
| Simple Assault | 56,728 | 5,171 | 15,029 | 16,115 | 11,619 | 6,105 | 1,711 | 784 | 194 |
| Intimidation | 11,834 | 507 | 2,611 | 3,626 | 2,740 | 1,501 | 542 | 272 | 35 |
| Stalking | 841 | 37 | 196 | 286 | 200 | 85 | 27 | 6 | 4 |
| Total | 83,418 | 8,641 | 20,694 | 23,372 | 17,109 | 9,221 | 2,742 | 1,291 | 348 |



Domestic Violence Victim Male Race

| | Total | Race | | | | |
|-------------------------|--------|------------------|-------|-----------------|---------|--------|
| | | African American | Asian | Native American | Unknown | White |
| Crimes Against Persons | | | | | | |
| Murder | 41 | 18 | 0 | 0 | 0 | 23 |
| Kidnapping/Abduction | 211 | 118 | 2 | 0 | 4 | 87 |
| Forcible Rape | 9 | 5 | 0 | 0 | 0 | 4 |
| Forcible Sodomy | 78 | 32 | 1 | 0 | 0 | 45 |
| Sexual Assault w/Object | 14 | 2 | 0 | 0 | 0 | 12 |
| Forcible Fondling | 112 | 16 | 2 | 0 | 5 | 89 |
| Incest | 13 | 1 | 0 | 0 | 1 | 11 |
| Statutory Rape | 13 | 5 | 0 | 0 | 0 | 8 |
| Aggravated Assault | 4,418 | 2,010 | 12 | 6 | 30 | 2,360 |
| Simple Assault | 14,641 | 4,883 | 59 | 15 | 91 | 9,593 |
| Intimidation | 2,650 | 865 | 11 | 3 | 15 | 1,756 |
| Stalking | 137 | 70 | 1 | 0 | 1 | 65 |
| Total | 22,337 | 8,025 | 88 | 24 | 147 | 14,053 |

Domestic Violence Victims Male Age

| | Total | Under 18 | 18-24 | 25-34 | 35-44 | 45-54 | 55-64 | Over 64 | Unknown |
|-------------------------------|---------------|--------------|--------------|--------------|--------------|--------------|--------------|------------|-----------|
| Crimes Against Persons | | | | | | | | | |
| Murder | 41 | 8 | 2 | 10 | 8 | 6 | 4 | 3 | 0 |
| Kidnapping/Abduction | 211 | 166 | 1 | 15 | 22 | 2 | 0 | 3 | 2 |
| Forcible Rape | 9 | 6 | 2 | 1 | 0 | 0 | 0 | 0 | 0 |
| Forcible Sodomy | 78 | 73 | 3 | 0 | 0 | 1 | 0 | 0 | 1 |
| Sexual Assault w/Object | 14 | 14 | 0 | 0 | 0 | 0 | 0 | 0 | 0 |
| Forcible Fondling | 112 | 105 | 2 | 0 | 2 | 0 | 0 | 0 | 3 |
| Incest | 13 | 12 | 0 | 1 | 0 | 0 | 0 | 0 | 0 |
| Statutory Rape | 13 | 13 | 0 | 0 | 0 | 0 | 0 | 0 | 0 |
| Aggravated Assault | 4,418 | 616 | 841 | 1,024 | 907 | 681 | 223 | 96 | 30 |
| Simple Assault | 14,641 | 2,208 | 2,869 | 3,559 | 2,920 | 2,057 | 684 | 303 | 41 |
| Intimidation | 2,650 | 163 | 447 | 667 | 639 | 467 | 171 | 89 | 7 |
| Stalking | 137 | 6 | 20 | 49 | 33 | 20 | 6 | 2 | 1 |
| Total | 22,337 | 3,390 | 4,187 | 5,326 | 4,531 | 3,234 | 1,088 | 496 | 85 |



Domestic Violence Victims Female Race

| | Total | Race | | | | |
|-------------------------|--------|------------------|-------|-----------------|---------|--------|
| | | African American | Asian | Native American | Unknown | White |
| Crimes Against Persons | | | | | | |
| Murder | 41 | 12 | 1 | 0 | 1 | 27 |
| Kidnapping/Abduction | 588 | 245 | 0 | 0 | 5 | 338 |
| Forcible Rape | 561 | 162 | 3 | 0 | 6 | 390 |
| Forcible Sodomy | 60 | 21 | 0 | 0 | 1 | 38 |
| Sexual Assault w/Object | 79 | 20 | 0 | 0 | 3 | 56 |
| Forcible Fondling | 535 | 103 | 2 | 1 | 7 | 422 |
| Incest | 32 | 5 | 1 | 0 | 1 | 25 |
| Statutory Rape | 221 | 49 | 1 | 1 | 3 | 167 |
| Aggravated Assault | 6,960 | 2,905 | 17 | 5 | 47 | 3,986 |
| Simple Assault | 42,047 | 17,670 | 137 | 51 | 212 | 23,977 |
| Intimidation | 9,161 | 3,198 | 38 | 11 | 43 | 5,871 |
| Stalking | 702 | 273 | 2 | 0 | 3 | 424 |
| Total | 60,987 | 24,663 | 202 | 69 | 332 | 35,721 |

Domestic Violence Victims Female Age

| | Total | Under 18 | 18-24 | 25-34 | 35-44 | 45-54 | 55-64 | Over 64 | Unknown |
|-------------------------------|---------------|--------------|---------------|---------------|---------------|--------------|--------------|------------|------------|
| Crimes Against Persons | | | | | | | | | |
| Murder | 41 | 6 | 7 | 8 | 7 | 7 | 0 | 4 | 2 |
| Kidnapping/Abduction | 588 | 192 | 152 | 122 | 67 | 42 | 4 | 4 | 5 |
| Forcible Rape | 561 | 276 | 74 | 105 | 61 | 27 | 7 | 7 | 4 |
| Forcible Sodomy | 60 | 42 | 4 | 6 | 4 | 4 | 0 | 0 | 0 |
| Sexual Assault w/Object | 79 | 62 | 5 | 5 | 4 | 1 | 2 | 0 | 0 |
| Forcible Fondling | 535 | 462 | 22 | 23 | 13 | 10 | 1 | 2 | 2 |
| Incest | 32 | 26 | 5 | 1 | 0 | 0 | 0 | 0 | 0 |
| Statutory Rape | 221 | 220 | 1 | 0 | 0 | 0 | 0 | 0 | 0 |
| Aggravated Assault | 6,960 | 616 | 1,737 | 2,021 | 1,455 | 748 | 220 | 109 | 54 |
| Simple Assault | 42,047 | 2,957 | 12,151 | 12,550 | 8,696 | 4,045 | 1,027 | 481 | 140 |
| Intimidation | 9,161 | 335 | 2,162 | 2,957 | 2,097 | 1,034 | 371 | 183 | 22 |
| Stalking | 702 | 31 | 175 | 237 | 167 | 65 | 21 | 4 | 2 |
| Total | 60,987 | 5,225 | 16,495 | 18,035 | 12,571 | 5,983 | 1,653 | 794 | 231 |



Domestic Violence Victims Relationship to Offenders

| Relationship | Murder and Nonnegligent Manslaughter | Kidnapping/ Abduction | Forcible Rape | Forcible Sodomy | Sexual Assault w/Object | Forcible Fondling |
|--|--|--------------------------|------------------|--------------------|----------------------------|----------------------|
| Victim was Boyfriend/Girlfriend | 22 | 284 | 188 | 14 | 9 | 26 |
| Victim was Child | 10 | 306 | 66 | 19 | 19 | 179 |
| Victim was Child of Boyfriend/Girlfriend | 4 | 9 | 15 | 3 | 3 | 39 |
| Victim was Common-Law Spouse | 0 | 1 | 1 | 0 | 0 | 0 |
| Victim was Ex-Spouse | 4 | 54 | 11 | 0 | 0 | 5 |
| Victim was Grandchild | 0 | 28 | 10 | 8 | 4 | 47 |
| Victim was Grandparent | 0 | 6 | 2 | 0 | 0 | 1 |
| Victim was Homosexual Relationship | 0 | 2 | 0 | 7 | 0 | 2 |
| Victim was In-law | 4 | 5 | 8 | 3 | 1 | 6 |
| Victim was Offender | 1 | 2 | 4 | 2 | 2 | 5 |
| Victim was Other Family Member | 9 | 29 | 103 | 51 | 38 | 184 |
| Victim was Parent | 7 | 15 | 5 | 0 | 0 | 0 |
| Victim was Sibling (brother or sister) | 5 | 16 | 38 | 17 | 8 | 68 |
| Victim was Spouse | 16 | 65 | 67 | 3 | 1 | 13 |
| Victim was Step-Child | 1 | 5 | 45 | 2 | 7 | 55 |
| Victim was Step-Parent | 1 | 0 | 8 | 4 | 1 | 11 |
| Victim was Step-Sibling | 0 | 1 | 12 | 7 | 2 | 33 |
| Total | 84 | 828 | 583 | 140 | 95 | 674 |

| Relationship | Aggravated Assault | Simple Assault | Intimidation | Stalking | Incest | Statutory Rape |
|--|-----------------------|-------------------|---------------|------------|-----------|-------------------|
| Victim was Boyfriend/Girlfriend | 4,638 | 25,947 | 4,914 | 535 | 0 | 210 |
| Victim was Child | 837 | 3,131 | 373 | 9 | 10 | 6 |
| Victim was Child of Boyfriend/Girlfriend | 132 | 481 | 50 | 2 | 0 | 2 |
| Victim was Common-Law Spouse | 57 | 312 | 40 | 0 | 0 | 0 |
| Victim was Ex-Spouse | 256 | 1,114 | 1,004 | 111 | 0 | 0 |
| Victim was Grandchild | 45 | 132 | 16 | 2 | 2 | 0 |
| Victim was Grandparent | 67 | 297 | 72 | 0 | 0 | 0 |
| Victim was Homosexual Relationship | 146 | 672 | 102 | 7 | 0 | 0 |
| Victim was In-law | 294 | 846 | 432 | 10 | 0 | 2 |
| Victim was Offender | 1,766 | 13,739 | 1,319 | 7 | 0 | 1 |
| Victim was Other Family Member | 883 | 2,758 | 650 | 11 | 10 | 14 |
| Victim was Parent | 704 | 4,238 | 804 | 3 | 0 | 0 |
| Victim was Sibling (brother or sister) | 961 | 4,023 | 625 | 4 | 13 | 0 |
| Victim was Spouse | 2,046 | 11,654 | 2,553 | 146 | 0 | 0 |
| Victim was Step-Child | 153 | 639 | 85 | 1 | 6 | 3 |
| Victim was Step-Parent | 162 | 554 | 124 | 2 | 3 | 3 |
| Victim was Step-Sibling | 39 | 114 | 26 | 0 | 1 | 2 |
| Total | 13,186 | 70,651 | 13,189 | 850 | 45 | 243 |

Note: This report represents a count of relationships and not victims. If more than one offender committed the offense, then each relationship to the victim is counted.



STATEWIDE REPORTS

THREE YEAR TRENDS 2007

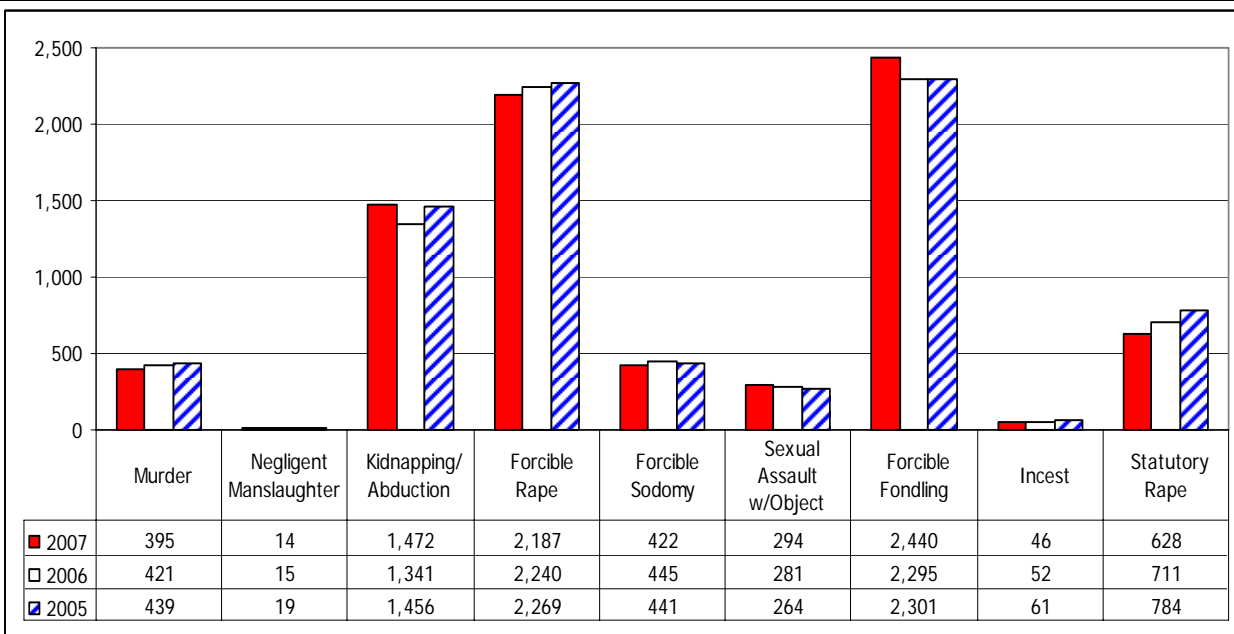


Tennessee Statewide Three Year Comparison

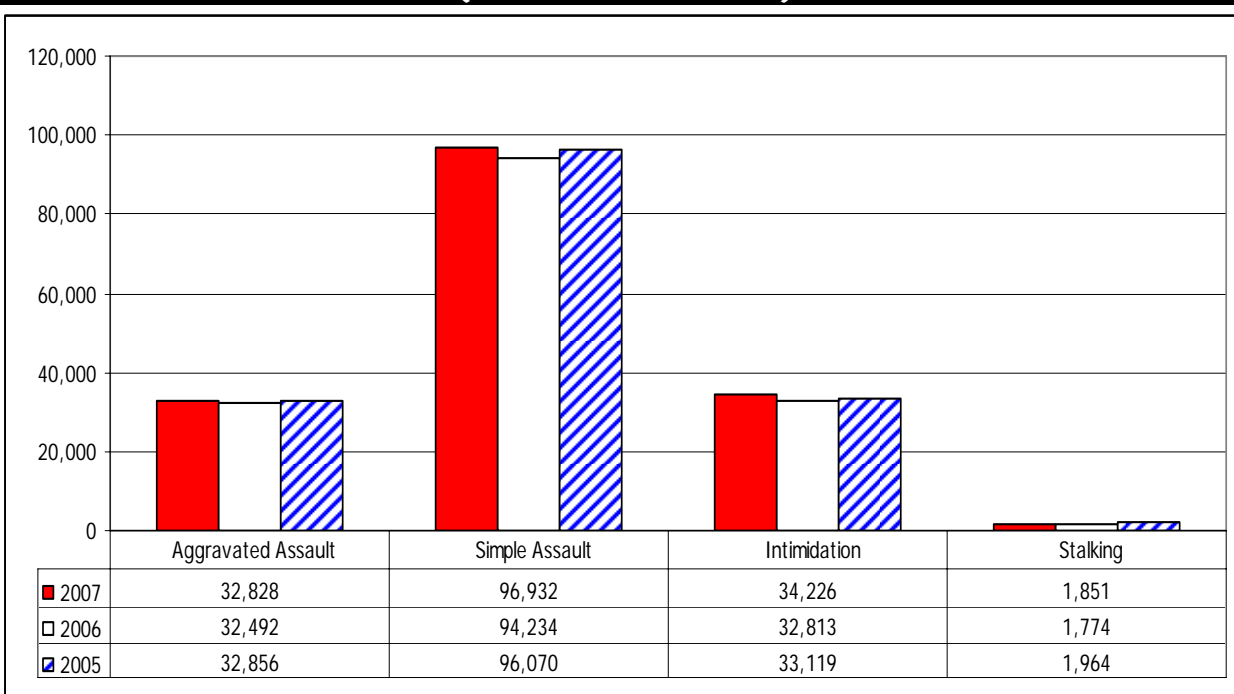
| | Offenses Reported | | | Percent Change | | |
|--|-------------------|----------------|----------------|----------------|--------------|--------------|
| | 2007 | 2006 | 2005 | 2006 to 2007 | 2005 to 2006 | 2005 to 2007 |
| TIBRS Group A Offenses | | | | | | |
| Crimes Against Persons - Total | 173,735 | 169,114 | 172,043 | 2.7% | -1.7% | 1.0% |
| Murder | 395 | 421 | 439 | -6.2% | -4.1% | -10.0% |
| Negligent Manslaughter | 14 | 15 | 19 | -6.7% | -21.1% | -26.3% |
| Kidnapping/Abduction | 1,472 | 1,341 | 1,456 | 9.8% | -7.9% | 1.1% |
| Forcible Rape | 2,187 | 2,240 | 2,269 | -2.4% | -1.3% | -3.6% |
| Forcible Sodomy | 422 | 445 | 441 | -5.2% | 0.9% | -4.3% |
| Sexual Assault w/Object | 294 | 281 | 264 | 4.6% | 6.4% | 11.4% |
| Forcible Fondling | 2,440 | 2,295 | 2,301 | 6.3% | -0.3% | 6.0% |
| Incest | 46 | 52 | 61 | -11.5% | -14.8% | -24.6% |
| Statutory Rape | 628 | 711 | 784 | -11.7% | -9.3% | -19.9% |
| Aggravated Assault | 32,828 | 32,492 | 32,856 | 1.0% | -1.1% | -0.1% |
| Simple Assault | 96,932 | 94,234 | 96,070 | 2.9% | -1.9% | 0.9% |
| Intimidation | 34,226 | 32,813 | 33,119 | 4.3% | -0.9% | 3.3% |
| Stalking | 1,851 | 1,774 | 1,964 | 4.3% | -9.7% | -5.8% |
| Crimes Against Property - Total | 381,493 | 386,144 | 393,530 | -1.2% | -1.9% | -3.1% |
| Arson | 1,282 | 1,427 | 1,484 | -10.2% | -3.8% | -13.6% |
| Bribery | 32 | 43 | 19 | -25.6% | 126.3% | 68.4% |
| Burglary | 61,498 | 63,304 | 61,876 | -2.9% | 2.3% | -0.6% |
| Counterfeiting/Forgery | 11,300 | 12,808 | 14,651 | -11.8% | -12.6% | -22.9% |
| Destruction/Damage/Vandalism | 75,572 | 77,928 | 77,045 | -3.0% | 1.1% | -1.9% |
| Embezzlement | 3,399 | 3,253 | 3,132 | 4.5% | 3.9% | 8.5% |
| Extortion/Blackmail | 111 | 70 | 71 | 58.6% | -1.4% | 56.3% |
| Fraud - False Pretenses | 10,944 | 12,694 | 15,121 | -13.8% | -16.1% | -27.6% |
| Fraud - Credit Card/ATM | 6,272 | 5,627 | 5,119 | 11.5% | 9.9% | 22.5% |
| Fraud - Impersonation | 6,035 | 6,157 | 5,495 | -2.0% | 12.0% | 9.8% |
| Fraud - Welfare | 123 | 103 | 274 | 19.4% | -62.4% | -55.1% |
| Fraud - Wire | 397 | 408 | 363 | -2.7% | 12.4% | 9.4% |
| Motor Vehicle Theft | 20,963 | 22,114 | 24,493 | -5.2% | -9.7% | -14.4% |
| Robbery | 11,090 | 11,229 | 10,098 | -1.2% | 11.2% | 9.8% |
| Stolen Property Offense | 1,310 | 1,258 | 1,263 | 4.1% | -0.4% | 3.7% |
| Theft - Pocket Picking | 485 | 611 | 565 | -20.6% | 8.1% | -14.2% |
| Theft - Purse Snatching | 478 | 604 | 584 | -20.9% | 3.4% | -18.2% |
| Theft - Shoplifting | 27,798 | 23,690 | 25,213 | 17.3% | -6.0% | 10.3% |
| Theft from Building | 30,538 | 31,299 | 30,823 | -2.4% | 1.5% | -0.9% |
| Theft from Coin Machine | 1,082 | 1,342 | 1,520 | -19.4% | -11.7% | -28.8% |
| Theft from Motor Vehicle | 38,935 | 39,437 | 39,842 | -1.3% | -1.0% | -2.3% |
| Theft of Motor Vehicle Parts | 18,865 | 19,185 | 21,794 | -1.7% | -12.0% | -13.4% |
| Theft - All Other Larceny | 52,984 | 51,553 | 52,685 | 2.8% | -2.1% | 0.6% |
| Crimes Against Society - Total | 77,312 | 73,070 | 72,278 | 5.8% | 1.1% | 7.0% |
| Drug/Narcotic Violations | 45,769 | 42,631 | 42,566 | 7.4% | 0.2% | 7.5% |
| Drug/Narcotic Equipment Violations | 22,424 | 21,428 | 20,907 | 4.6% | 2.5% | 7.3% |
| Gambling-Betting/Wagering | 62 | 58 | 72 | 6.9% | -19.4% | -13.9% |
| Gambling-Operating/Promoting | 75 | 63 | 53 | 19.0% | 18.9% | 41.5% |
| Gambling-Equipment Violation | 154 | 172 | 202 | -10.5% | -14.9% | -23.8% |
| Gambling-Sports Tampering | 0 | 0 | 0 | 0.0% | 0.0% | 0.0% |
| Pornography/Obscene Materials | 148 | 164 | 123 | -9.8% | 33.3% | 20.3% |
| Prostitution | 2,465 | 2,194 | 2,059 | 12.4% | 6.6% | 19.7% |
| Prostitution-Assisting/Promoting | 88 | 144 | 134 | -38.9% | 7.5% | -34.3% |
| Weapon Law Violations | 6,127 | 6,216 | 6,162 | -1.4% | 0.9% | -0.6% |
| Total Group A Offenses | 632,540 | 628,328 | 637,851 | 0.7% | -1.5% | -0.8% |



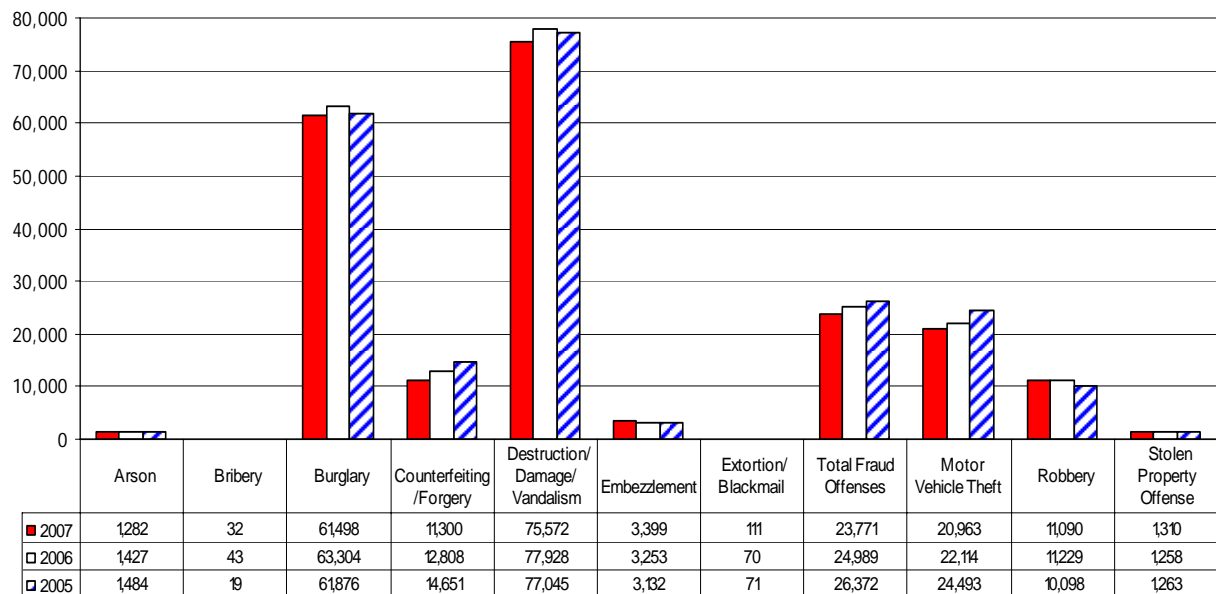
Crimes Against Persons – 3 Year Comparison (Excluding Assault Offenses)



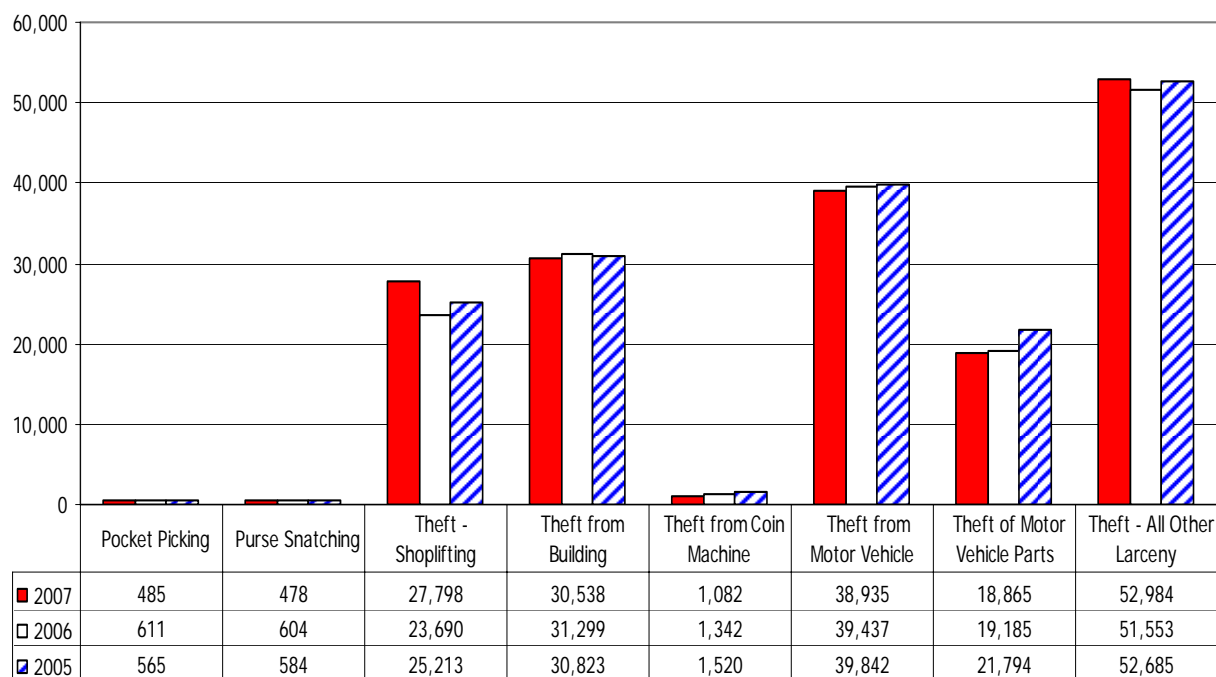
Crimes Against Persons – 3 Year Comparison (Assault Offenses)



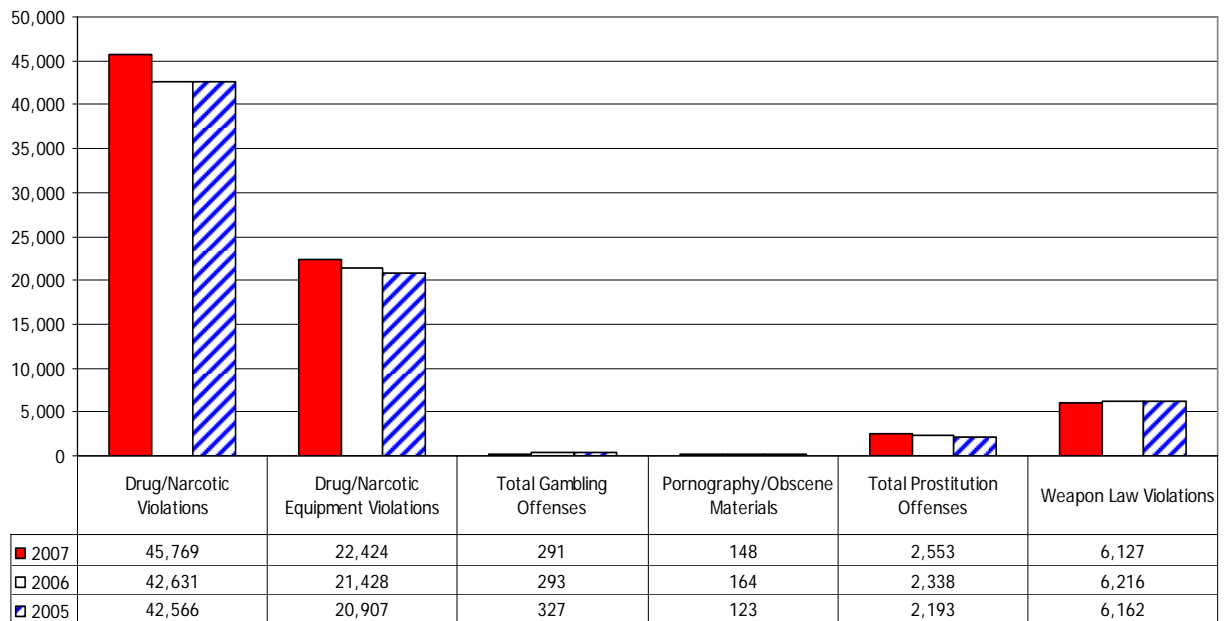
Crimes Against Property – Excluding Larceny/Theft 3 Year Comparison



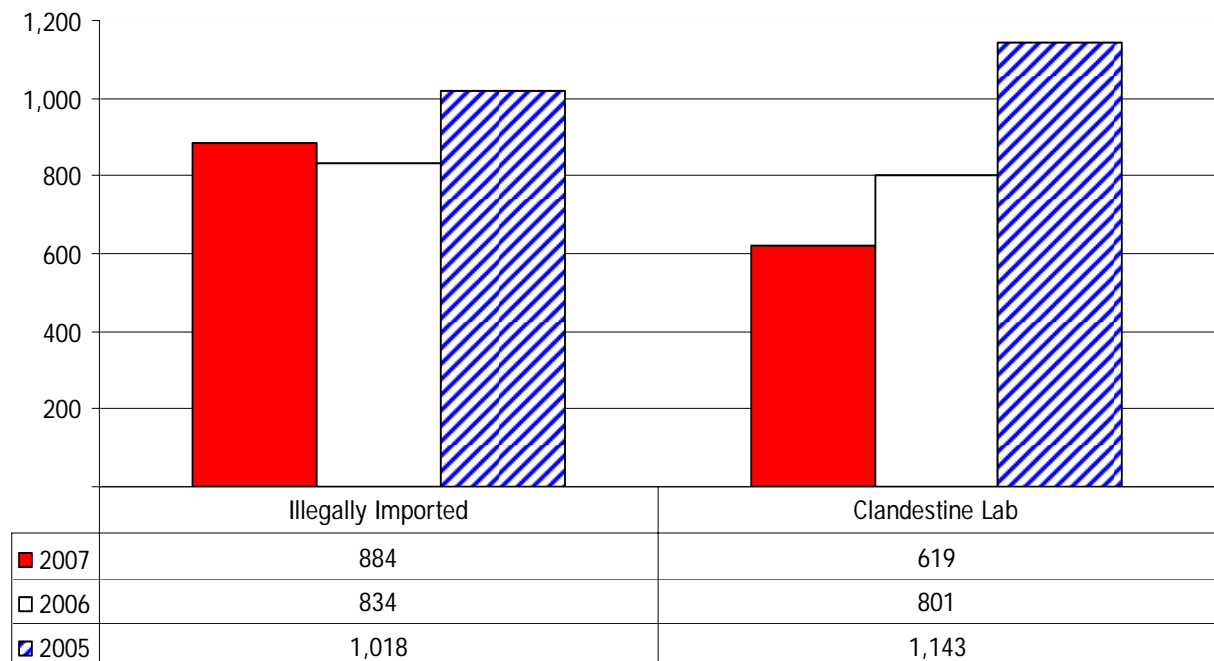
Larceny/Theft – 3 Year Comparison



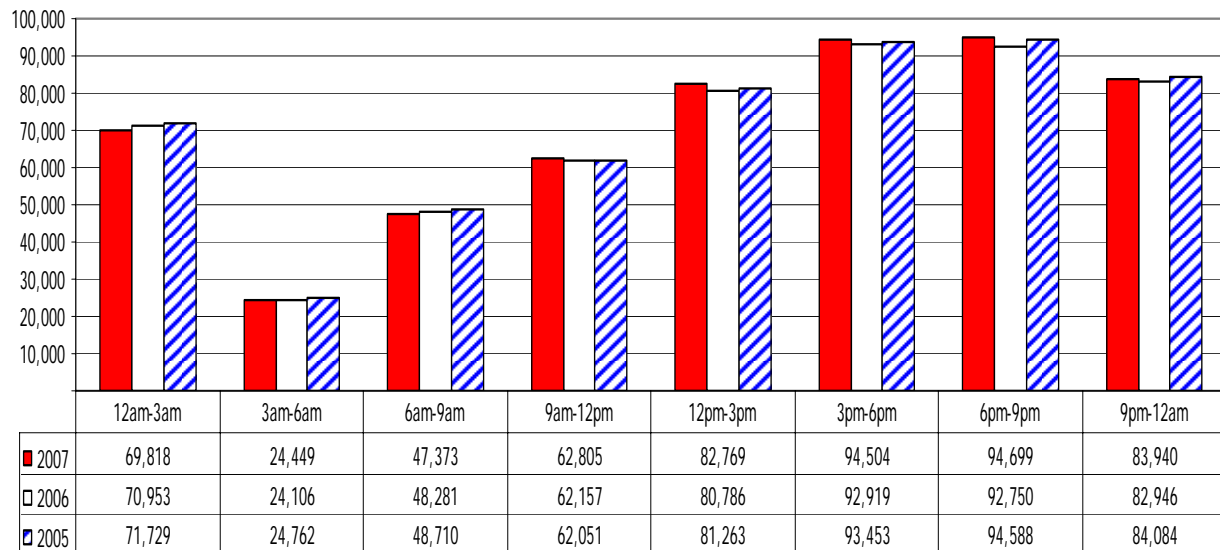
Crimes Against Society – 3 Year Comparison



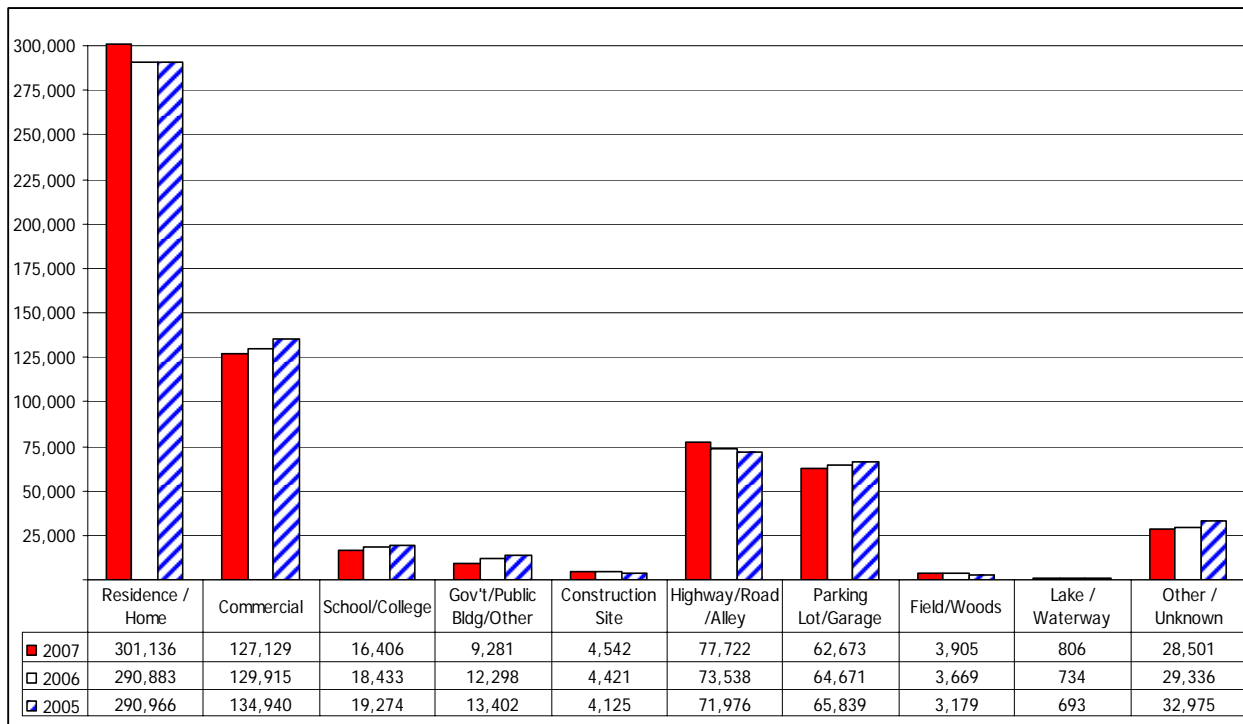
Clandestine Laboratory vs. Illegally Imported Drug Origin for Methamphetamine – 3 Year Comparison



Group A Offenses by Time of Day – 3 Year Comparison



Group A Offenses by Location Group – 3 Year Comparison



Total Arrests — Three Year Comparison

| | Arrests | | | Percent Change | | |
|--|----------------|----------------|----------------|----------------|--------------|--------------|
| | 2007 | 2006 | 2005 | 2006 to 2007 | 2005 to 2006 | 2005 to 2007 |
| TIBRS Group A Arrests | | | | | | |
| Crimes Against Persons - Total | 49,844 | 48,138 | 49,094 | 3.5% | -1.9% | 1.5% |
| Murder | 313 | 353 | 377 | -11.3% | -6.4% | -17.0% |
| Negligent Manslaughter | 16 | 11 | 17 | 45.5% | -35.3% | -5.9% |
| Kidnapping/Abduction | 428 | 371 | 461 | 15.4% | -19.5% | -7.2% |
| Forcible Rape | 402 | 387 | 444 | 3.9% | -12.8% | -9.5% |
| Forcible Sodomy | 58 | 68 | 66 | -14.7% | 3.0% | -12.1% |
| Sexual Assault w/Object | 51 | 48 | 52 | 6.3% | -7.7% | -1.9% |
| Forcible Fondling | 444 | 448 | 426 | -0.9% | 5.2% | 4.2% |
| Incest | 15 | 17 | 15 | -11.8% | 13.3% | 0.0% |
| Statutory Rape | 242 | 271 | 303 | -10.7% | -10.6% | -20.1% |
| Aggravated Assault | 11,971 | 11,342 | 12,581 | 5.5% | -9.8% | -4.8% |
| Simple Assault | 32,949 | 31,925 | 30,887 | 3.2% | 3.4% | 6.7% |
| Intimidation | 2,654 | 2,618 | 3,151 | 1.4% | -16.9% | -15.8% |
| Stalking | 301 | 279 | 314 | 7.9% | -11.1% | -4.1% |
| Crimes Against Property - Total | 56,128 | 52,315 | 55,041 | 7.3% | -5.0% | 2.0% |
| Arson | 234 | 279 | 287 | -16.1% | -2.8% | -18.5% |
| Bribery | 12 | 18 | 16 | -33.3% | 12.5% | -25.0% |
| Burglary | 6,782 | 6,820 | 6,692 | -0.6% | 1.9% | 1.3% |
| Counterfeiting/Forgery | 3,264 | 3,819 | 4,002 | -14.5% | -4.6% | -18.4% |
| Destruction/Damage/Vandalism | 5,163 | 4,975 | 4,652 | 3.8% | 6.9% | 11.0% |
| Embezzlement | 1,036 | 1,056 | 881 | -1.9% | 19.9% | 17.6% |
| Extortion/Blackmail | 31 | 23 | 33 | 34.8% | -30.3% | -6.1% |
| Fraud - False Pretenses | 1,437 | 1,646 | 1,692 | -12.7% | -2.7% | -15.1% |
| Fraud - Credit Card/ATM | 663 | 543 | 371 | 22.1% | 46.4% | 78.7% |
| Fraud - Impersonation | 1,867 | 1,874 | 2,199 | -0.4% | -14.8% | -15.1% |
| Fraud - Welfare | 28 | 55 | 189 | -49.1% | -70.9% | -85.2% |
| Fraud - Wire | 7 | 11 | 13 | -36.4% | -15.4% | -46.2% |
| Motor Vehicle Theft | 2,772 | 2,839 | 3,085 | -2.4% | -8.0% | -10.1% |
| Robbery | 2,948 | 2,927 | 2,943 | 0.7% | -0.5% | 0.2% |
| Stolen Property Offense | 895 | 940 | 1,177 | -4.8% | -20.1% | -24.0% |
| Theft - Pocket Picking | 39 | 60 | 71 | -35.0% | -15.5% | -45.1% |
| Theft - Purse Snatching | 76 | 85 | 68 | -10.6% | 25.0% | 11.8% |
| Theft - Shoplifting | 18,235 | 14,328 | 15,754 | 27.3% | -9.1% | 15.7% |
| Theft from Building | 3,052 | 2,988 | 2,750 | 2.1% | 8.7% | 11.0% |
| Theft from Coin Machine | 154 | 164 | 140 | -6.1% | 17.1% | 10.0% |
| Theft from Motor Vehicle | 1,780 | 1,645 | 1,670 | 8.2% | -1.5% | 6.6% |
| Theft of Motor Vehicle Parts | 645 | 721 | 545 | -10.5% | 32.3% | 18.3% |
| Theft - All Other Larceny | 5,008 | 4,499 | 5,811 | 11.3% | -22.6% | -13.8% |
| Crimes Against Society - Total | 58,264 | 53,956 | 54,618 | 8.0% | -1.2% | 6.7% |
| Drug/Narcotic Violations | 42,942 | 39,044 | 40,367 | 10.0% | -3.3% | 6.4% |
| Drug/Narcotic Equipment Violations | 9,093 | 8,821 | 8,420 | 3.1% | 4.8% | 8.0% |
| Gambling-Betting/Wagering | 187 | 165 | 172 | 13.3% | -4.1% | 8.7% |
| Gambling-Operating/Promoting | 90 | 72 | 73 | 25.0% | -1.4% | 23.3% |
| Gambling-Equipment Violation | 49 | 55 | 81 | -10.9% | -32.1% | -39.5% |
| Gambling-Sports Tampering | 0 | 0 | 0 | 0.0% | 0.0% | 0.0% |
| Pornography/Obscene Materials | 34 | 38 | 33 | -10.5% | 15.2% | 3.0% |
| Prostitution | 2,166 | 2,085 | 2,004 | 3.9% | 4.0% | 8.1% |
| Prostitution-Assisting/Promoting | 59 | 68 | 56 | -13.2% | 21.4% | 5.4% |
| Weapon Law Violations | 3,644 | 3,608 | 3,412 | 1.0% | 5.7% | 6.8% |
| Total Group A Arrests | 164,236 | 154,409 | 158,753 | 6.4% | -2.7% | 3.5% |

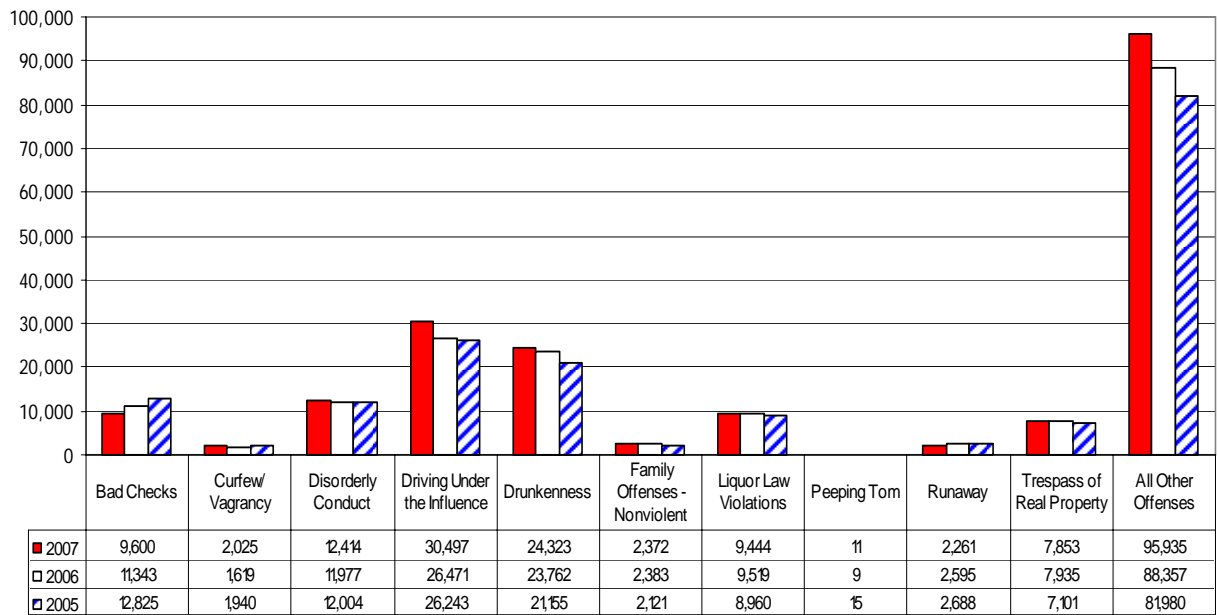


Juvenile Arrests — Three Year Comparison

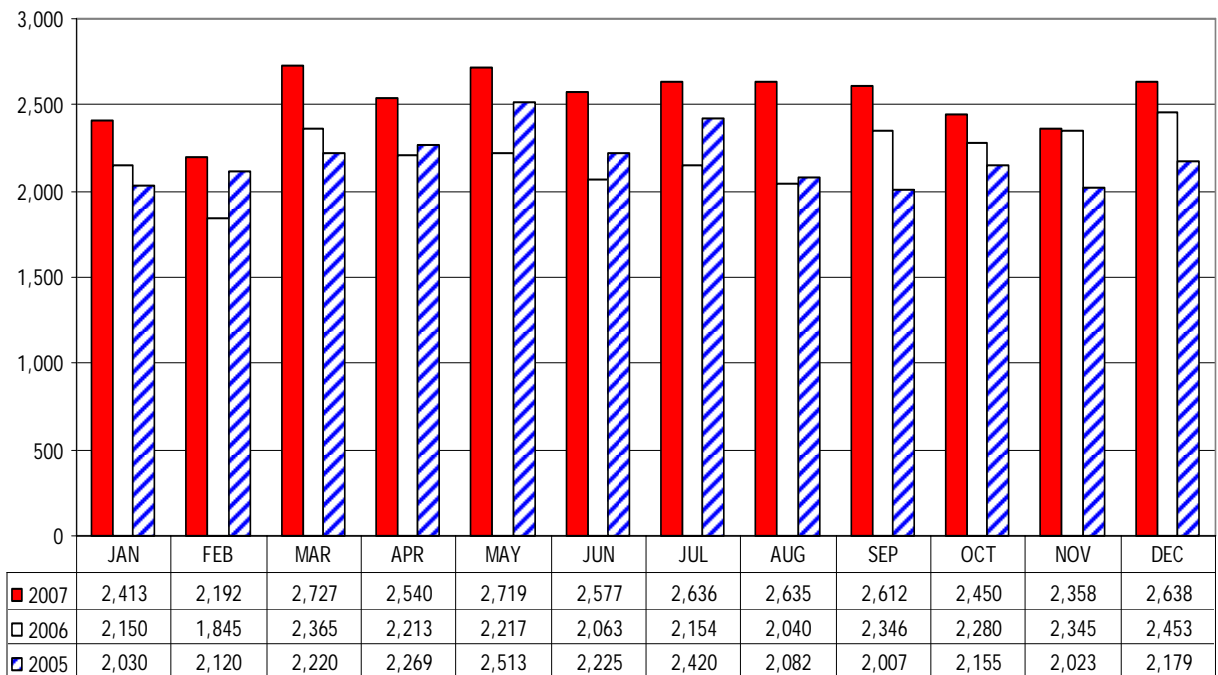
| | Arrests | | | Percent Change | | |
|--|---------------|---------------|---------------|----------------|--------------|--------------|
| | 2007 | 2006 | 2005 | 2006 to 2007 | 2005 to 2006 | 2005 to 2007 |
| TIBRS Group A Arrests | | | | | | |
| Crimes Against Persons - Total | 7,304 | 7,583 | 7,554 | -3.7% | 0.4% | -3.3% |
| Murder | 15 | 36 | 38 | -58.3% | -5.3% | -60.5% |
| Negligent Manslaughter | 2 | 0 | 2 | 200.0% | -100.0% | 0.0% |
| Kidnapping/Abduction | 12 | 13 | 18 | -7.7% | -27.8% | -33.3% |
| Forcible Rape | 65 | 63 | 76 | 3.2% | -17.1% | -14.5% |
| Forcible Sodomy | 20 | 29 | 35 | -31.0% | -17.1% | -42.9% |
| Sexual Assault w/Object | 12 | 14 | 9 | -14.3% | 55.6% | 33.3% |
| Forcible Fondling | 112 | 124 | 104 | -9.7% | 19.2% | 7.7% |
| Incest | 2 | 3 | 2 | -33.3% | 50.0% | 0.0% |
| Statutory Rape | 1 | 6 | 2 | -83.3% | 200.0% | -50.0% |
| Aggravated Assault | 1,235 | 1,225 | 1,148 | 0.8% | 6.7% | 7.6% |
| Simple Assault | 5,490 | 5,715 | 5,504 | -3.9% | 3.8% | -0.3% |
| Intimidation | 321 | 352 | 609 | -8.8% | -42.2% | -47.3% |
| Stalking | 17 | 3 | 7 | 466.7% | -57.1% | 142.9% |
| Crimes Against Property - Total | 9,243 | 8,491 | 9,325 | 8.9% | -8.9% | -0.9% |
| Arson | 90 | 100 | 96 | -10.0% | 4.2% | -6.3% |
| Bribery | 0 | 0 | 0 | 0.0% | 0.0% | 0.0% |
| Burglary | 1,403 | 1,433 | 1,345 | -2.1% | 6.5% | 4.3% |
| Counterfeiting/Forgery | 91 | 86 | 110 | 5.8% | -21.8% | -17.3% |
| Destruction/Damage/Vandalism | 1,507 | 1,632 | 1,508 | -7.7% | 8.2% | -0.1% |
| Embezzlement | 40 | 49 | 31 | -18.4% | 58.1% | 29.0% |
| Extortion/Blackmail | 1 | 5 | 7 | -80.0% | -28.6% | -85.7% |
| Fraud - False Pretenses | 34 | 57 | 68 | -40.4% | -16.2% | -50.0% |
| Fraud - Credit Card/ATM | 49 | 16 | 14 | 206.3% | 14.3% | 250.0% |
| Fraud - Impersonation | 104 | 106 | 124 | -1.9% | -14.5% | -16.1% |
| Fraud - Welfare | 0 | 0 | 0 | 0.0% | 0.0% | 0.0% |
| Fraud - Wire | 0 | 2 | 1 | -100.0% | 100.0% | -100.0% |
| Motor Vehicle Theft | 470 | 509 | 625 | -7.7% | -18.6% | -24.8% |
| Robbery | 537 | 468 | 514 | 14.7% | -8.9% | 4.5% |
| Stolen Property Offense | 66 | 88 | 136 | -25.0% | -35.3% | -51.5% |
| Theft - Pocket Picking | 9 | 12 | 15 | -25.0% | -20.0% | -40.0% |
| Theft - Purse Snatching | 16 | 13 | 10 | 23.1% | 30.0% | 60.0% |
| Theft - Shoplifting | 3,353 | 2,584 | 3,241 | 29.8% | -20.3% | 3.5% |
| Theft from Building | 508 | 471 | 377 | 7.9% | 24.9% | 34.7% |
| Theft from Coin Machine | 12 | 20 | 13 | -40.0% | 53.8% | -7.7% |
| Theft from Motor Vehicle | 266 | 287 | 304 | -7.3% | -5.6% | -12.5% |
| Theft of Motor Vehicle Parts | 77 | 90 | 107 | -14.4% | -15.9% | -28.0% |
| Theft - All Other Larceny | 610 | 463 | 679 | 31.7% | -31.8% | -10.2% |
| Crimes Against Society - Total | 4,681 | 4,594 | 4,542 | 1.9% | 1.1% | 3.1% |
| Drug/Narcotic Violations | 3,515 | 3,435 | 3,417 | 2.3% | 0.5% | 2.9% |
| Drug/Narcotic Equipment Violations | 314 | 291 | 288 | 7.9% | 1.0% | 9.0% |
| Gambling-Betting/Wagering | 19 | 34 | 47 | -44.1% | -27.7% | -59.6% |
| Gambling-Operating/Promoting | 0 | 5 | 1 | -100.0% | 400.0% | -100.0% |
| Gambling-Equipment Violation | 7 | 6 | 2 | 16.7% | 200.0% | 250.0% |
| Gambling-Sports Tampering | 0 | 0 | 0 | 0.0% | 0.0% | 0.0% |
| Pornography/Obscene Materials | 5 | 1 | 7 | 400.0% | -85.7% | -28.6% |
| Prostitution | 37 | 20 | 24 | 85.0% | -16.7% | 54.2% |
| Prostitution-Assisting/Promoting | 3 | 0 | 0 | 300.0% | 0.0% | 300.0% |
| Weapon Law Violations | 781 | 802 | 756 | -2.6% | 6.1% | 3.3% |
| Total Group A Arrests | 21,228 | 20,668 | 21,421 | 2.7% | -3.5% | -0.9% |



Group B Arrests – 3 Year Comparison



DUI Arrests – 3 Year Comparison



Total Victims - Three Year Comparison

| | Victims | | | Percent Change | | |
|--|----------------|----------------|----------------|----------------|--------------|--------------|
| | 2007 | 2006 | 2005 | 2006 to 2007 | 2005 to 2006 | 2005 to 2007 |
| TIBRS Group A Offenses | | | | | | |
| Crimes Against Persons - Total | 171,341 | 166,773 | 169,393 | 2.7% | -1.5% | 1.1% |
| Murder | 394 | 420 | 438 | -6.2% | -4.1% | -10.0% |
| Negligent Manslaughter | 14 | 15 | 19 | -6.7% | -21.1% | -26.3% |
| Kidnapping/Abduction | 1,471 | 1,341 | 1,456 | 9.7% | -7.9% | 1.0% |
| Forcible Rape | 2,187 | 2,240 | 2,269 | -2.4% | -1.3% | -3.6% |
| Forcible Sodomy | 422 | 445 | 441 | -5.2% | 0.9% | -4.3% |
| Sexual Assault w/Object | 294 | 281 | 264 | 4.6% | 6.4% | 11.4% |
| Forcible Fondling | 2,440 | 2,295 | 2,301 | 6.3% | -0.3% | 6.0% |
| Incest | 46 | 52 | 61 | -11.5% | -14.8% | -24.6% |
| Statutory Rape | 628 | 711 | 784 | -11.7% | -9.3% | -19.9% |
| Aggravated Assault | 32,042 | 31,722 | 31,987 | 1.0% | -0.8% | 0.2% |
| Simple Assault | 95,420 | 92,771 | 94,389 | 2.9% | -1.7% | 1.1% |
| Intimidation | 34,135 | 32,708 | 33,020 | 4.4% | -0.9% | 3.4% |
| Stalking | 1,848 | 1,772 | 1,964 | 4.3% | -9.8% | -5.9% |
| Crimes Against Property - Total | 296,483 | 300,928 | 302,492 | -1.5% | -0.5% | -2.0% |
| Arson | 1,123 | 1,288 | 1,295 | -12.8% | -0.5% | -13.3% |
| Bribery | 26 | 35 | 12 | -25.7% | 191.7% | 116.7% |
| Burglary | 52,751 | 52,938 | 51,869 | -0.4% | 2.1% | 1.7% |
| Counterfeiting/Forgery | 6,206 | 7,419 | 9,193 | -16.3% | -19.3% | -32.5% |
| Destruction/Damage/Vandalism | 63,611 | 65,246 | 64,947 | -2.5% | 0.5% | -2.1% |
| Embezzlement | 311 | 225 | 157 | 38.2% | 43.3% | 98.1% |
| Extortion/Blackmail | 113 | 76 | 69 | 48.7% | 10.1% | 63.8% |
| Fraud - False Pretenses | 3,949 | 4,242 | 5,515 | -6.9% | -23.1% | -28.4% |
| Fraud - Credit Card/ATM | 5,409 | 4,649 | 4,159 | 16.3% | 11.8% | 30.1% |
| Fraud - Impersonation | 5,524 | 5,591 | 4,827 | -1.2% | 15.8% | 14.4% |
| Fraud - Welfare | 16 | 12 | 10 | 33.3% | 20.0% | 60.0% |
| Fraud - Wire | 343 | 346 | 303 | -0.9% | 14.2% | 13.2% |
| Motor Vehicle Theft | 19,770 | 20,435 | 22,312 | -3.3% | -8.4% | -11.4% |
| Robbery | 13,862 | 14,036 | 11,971 | -1.2% | 17.3% | 15.8% |
| Stolen Property Offense | 748 | 758 | 808 | -1.3% | -6.2% | -7.4% |
| Theft - Pocket Picking | 484 | 608 | 564 | -20.4% | 7.8% | -14.2% |
| Theft - Purse Snatching | 485 | 608 | 583 | -20.2% | 4.3% | -16.8% |
| Theft - Shoplifting | 154 | 93 | 167 | 65.6% | -44.3% | -7.8% |
| Theft from Building | 26,560 | 27,345 | 26,563 | -2.9% | 2.9% | 0.0% |
| Theft from Coin Machine | 108 | 128 | 116 | -15.6% | 10.3% | -6.9% |
| Theft from Motor Vehicle | 39,841 | 39,974 | 40,188 | -0.3% | -0.5% | -0.9% |
| Theft of Motor Vehicle Parts | 17,300 | 17,815 | 20,551 | -2.9% | -13.3% | -15.8% |
| Theft - All Other Larceny | 37,789 | 37,061 | 36,313 | 2.0% | 2.1% | 4.1% |
| Total Individual Victims | 467,824 | 467,701 | 471,885 | 0.0% | -0.9% | -0.9% |



Juvenile Victims - Three Year Comparison

| | Victims | | | Percent Change | | |
|--|---------------|---------------|---------------|----------------|--------------|--------------|
| | 2007 | 2006 | 2005 | 2006 to 2007 | 2005 to 2006 | 2005 to 2007 |
| TIBRS Group A Offenses | | | | | | |
| Crimes Against Persons - Total | 27,425 | 27,539 | 28,033 | -0.4% | -1.8% | -2.2% |
| Murder | 30 | 32 | 40 | -6.3% | -20.0% | -25.0% |
| Negligent Manslaughter | 8 | 6 | 6 | 33.3% | 0.0% | 33.3% |
| Kidnapping/Abduction | 533 | 475 | 500 | 12.2% | -5.0% | 6.6% |
| Forcible Rape | 812 | 902 | 952 | -10.0% | -5.3% | -14.7% |
| Forcible Sodomy | 287 | 308 | 293 | -6.8% | 5.1% | -2.0% |
| Sexual Assault w/Object | 198 | 185 | 168 | 7.0% | 10.1% | 17.9% |
| Forcible Fondling | 1,687 | 1,660 | 1,592 | 1.6% | 4.3% | 6.0% |
| Incest | 39 | 43 | 57 | -9.3% | -24.6% | -31.6% |
| Statutory Rape | 621 | 699 | 780 | -11.2% | -10.4% | -20.4% |
| Aggravated Assault | 4,531 | 4,850 | 4,787 | -6.6% | 1.3% | -5.3% |
| Simple Assault | 15,554 | 15,276 | 15,791 | 1.8% | -3.3% | -1.5% |
| Intimidation | 2,988 | 2,952 | 2,912 | 1.2% | 1.4% | 2.6% |
| Stalking | 137 | 151 | 155 | -9.3% | -2.6% | -11.6% |
| Crimes Against Property - Total | 7,451 | 7,120 | 6,763 | 4.6% | 5.3% | 10.2% |
| Arson | 18 | 72 | 41 | -75.0% | 75.6% | -56.1% |
| Bribery | 2 | 4 | 0 | -50.0% | 0.0% | 0.0% |
| Burglary | 557 | 628 | 495 | -11.3% | 26.9% | 12.5% |
| Counterfeiting/Forgery | 54 | 53 | 59 | 1.9% | -10.2% | -8.5% |
| Destruction/Damage/Vandalism | 1,077 | 1,170 | 1,284 | -7.9% | -8.9% | -16.1% |
| Embezzlement | 0 | 3 | 0 | -100.0% | 0.0% | 0.0% |
| Extortion/Blackmail | 6 | 5 | 4 | 20.0% | 25.0% | 50.0% |
| Fraud - False Pretenses | 41 | 34 | 65 | 20.6% | -47.7% | -36.9% |
| Fraud - Credit Card/ATM | 45 | 41 | 23 | 9.8% | 78.3% | 95.7% |
| Fraud - Impersonation | 139 | 115 | 110 | 20.9% | 4.5% | 26.4% |
| Fraud - Welfare | 2 | 0 | 0 | 200.0% | 0.0% | 0.0% |
| Fraud - Wire | 6 | 4 | 1 | 50.0% | 300.0% | 500.0% |
| Motor Vehicle Theft | 111 | 138 | 142 | -19.6% | -2.8% | -21.8% |
| Robbery | 983 | 991 | 836 | -0.8% | 18.5% | 17.6% |
| Stolen Property Offense | 9 | 9 | 5 | 0.0% | 80.0% | 80.0% |
| Theft - Pocket Picking | 29 | 32 | 31 | -9.4% | 3.2% | -6.5% |
| Theft - Purse Snatching | 12 | 13 | 21 | -7.7% | -38.1% | -42.9% |
| Theft - Shoplifting | 3 | 1 | 6 | 200.0% | -83.3% | -50.0% |
| Theft from Building | 1,742 | 1,496 | 1,284 | 16.4% | 16.5% | 35.7% |
| Theft from Coin Machine | 2 | 0 | 0 | 200.0% | 0.0% | 0.0% |
| Theft from Motor Vehicle | 1,068 | 870 | 903 | 22.8% | -3.7% | 18.3% |
| Theft of Motor Vehicle Parts | 323 | 339 | 442 | -4.7% | -23.3% | -26.9% |
| Theft - All Other Larceny | 1,222 | 1,102 | 1,011 | 10.9% | 9.0% | 20.9% |
| Total Individual Victims | 34,876 | 34,659 | 34,796 | 0.6% | -0.4% | 0.2% |



Domestic Violence - Three Year Comparison

Victims

| TIBRS Group A Offenses | Victims | | | Percent Change | | |
|--|---------------|---------------|---------------|----------------|--------------|--------------|
| | 2007 | 2006 | 2005 | 2006 to 2007 | 2005 to 2006 | 2005 to 2007 |
| Murder | 82 | 78 | 111 | 5.1% | -29.7% | -26.1% |
| Kidnapping/Abduction | 805 | 658 | 742 | 22.3% | -11.3% | 8.5% |
| Forcible Rape | 570 | 588 | 596 | -3.1% | -1.3% | -4.4% |
| Forcible Sodomy | 138 | 162 | 160 | -14.8% | 1.3% | -13.8% |
| Sexual Assault w/Object | 93 | 91 | 92 | 2.2% | -1.1% | 1.1% |
| Forcible Fondling | 649 | 625 | 584 | 3.8% | 7.0% | 11.1% |
| Incest | 45 | 49 | 58 | -8.2% | -15.5% | -22.4% |
| Statutory Rape | 234 | 256 | 264 | -8.6% | -3.0% | -11.4% |
| Aggravated Assault | 11,399 | 10,877 | 11,271 | 4.8% | -3.5% | 1.1% |
| Simple Assault | 56,728 | 55,303 | 56,014 | 2.6% | -1.3% | 1.3% |
| Intimidation | 11,834 | 11,359 | 11,662 | 4.2% | -2.6% | 1.5% |
| Stalking | 841 | 785 | 853 | 7.1% | -8.0% | -1.4% |
| Total Domestic Violence Victims | 83,418 | 80,831 | 82,407 | 3.2% | -1.9% | 1.2% |

Arrests

| TIBRS Group A Offenses | Arrests | | | Percent Change | | |
|--|---------------|---------------|---------------|----------------|--------------|--------------|
| | 2007 | 2006 | 2005 | 2006 to 2007 | 2005 to 2006 | 2005 to 2007 |
| Murder | 60 | 57 | 76 | 5.3% | -25.0% | -21.1% |
| Kidnapping/Abduction | 319 | 255 | 319 | 25.1% | -20.1% | 0.0% |
| Forcible Rape | 186 | 189 | 206 | -1.6% | -8.3% | -9.7% |
| Forcible Sodomy | 41 | 50 | 49 | -18.0% | 2.0% | -16.3% |
| Sexual Assault w/Object | 27 | 21 | 23 | 28.6% | -8.7% | 17.4% |
| Forcible Fondling | 123 | 135 | 115 | -8.9% | 17.4% | 7.0% |
| Incest | 21 | 15 | 23 | 40.0% | -34.8% | -8.7% |
| Statutory Rape | 98 | 107 | 89 | -8.4% | 20.2% | 10.1% |
| Aggravated Assault | 6,767 | 6,182 | 6,474 | 9.5% | -4.5% | 4.5% |
| Simple Assault | 25,091 | 23,876 | 23,972 | 5.1% | -0.4% | 4.7% |
| Intimidation | 1,657 | 1,579 | 1,669 | 4.9% | -5.4% | -0.7% |
| Stalking | 162 | 156 | 189 | 3.8% | -17.5% | -14.3% |
| Total Domestic Violence Arrests | 34,552 | 32,622 | 33,204 | 5.9% | -1.8% | 4.1% |



Juvenile Victims - Three Year Comparison

| TIBRS Group A Offenses | Victims | | | Percent Change | | |
|--|---------------|---------------|---------------|----------------|--------------|--------------|
| | 2007 | 2006 | 2005 | 2006 to 2007 | 2005 to 2006 | 2005 to 2007 |
| Crimes Against Persons - Total | 27,425 | 27,539 | 28,033 | -0.4% | -1.8% | -2.2% |
| Murder | 30 | 32 | 40 | -6.3% | -20.0% | -25.0% |
| Negligent Manslaughter | 8 | 6 | 6 | 33.3% | 0.0% | 33.3% |
| Kidnapping/Abduction | 533 | 475 | 500 | 12.2% | -5.0% | 6.6% |
| Forcible Rape | 812 | 902 | 952 | -10.0% | -5.3% | -14.7% |
| Forcible Sodomy | 287 | 308 | 293 | -6.8% | 5.1% | -2.0% |
| Sexual Assault w/Object | 198 | 185 | 168 | 7.0% | 10.1% | 17.9% |
| Forcible Fondling | 1,687 | 1,660 | 1,592 | 1.6% | 4.3% | 6.0% |
| Incest | 39 | 43 | 57 | -9.3% | -24.6% | -31.6% |
| Statutory Rape | 621 | 699 | 780 | -11.2% | -10.4% | -20.4% |
| Aggravated Assault | 4,531 | 4,850 | 4,787 | -6.6% | 1.3% | -5.3% |
| Simple Assault | 15,554 | 15,276 | 15,791 | 1.8% | -3.3% | -1.5% |
| Intimidation | 2,988 | 2,952 | 2,912 | 1.2% | 1.4% | 2.6% |
| Stalking | 137 | 151 | 155 | -9.3% | -2.6% | -11.6% |
| Crimes Against Property - Total | 7,451 | 7,120 | 6,763 | 4.6% | 5.3% | 10.2% |
| Arson | 18 | 72 | 41 | -75.0% | 75.6% | -56.1% |
| Bribery | 2 | 4 | 0 | -50.0% | 0.0% | 0.0% |
| Burglary | 557 | 628 | 495 | -11.3% | 26.9% | 12.5% |
| Counterfeiting/Forgery | 54 | 53 | 59 | 1.9% | -10.2% | -8.5% |
| Destruction/Damage/Vandalism | 1,077 | 1,170 | 1,284 | -7.9% | -8.9% | -16.1% |
| Embezzlement | 0 | 3 | 0 | -100.0% | 0.0% | 0.0% |
| Extortion/Blackmail | 6 | 5 | 4 | 20.0% | 25.0% | 50.0% |
| Fraud - False Pretenses | 41 | 34 | 65 | 20.6% | -47.7% | -36.9% |
| Fraud - Credit Card/ATM | 45 | 41 | 23 | 9.8% | 78.3% | 95.7% |
| Fraud - Impersonation | 139 | 115 | 110 | 20.9% | 4.5% | 26.4% |
| Fraud - Welfare | 2 | 0 | 0 | 200.0% | 0.0% | 0.0% |
| Fraud - Wire | 6 | 4 | 1 | 50.0% | 300.0% | 500.0% |
| Motor Vehicle Theft | 111 | 138 | 142 | -19.6% | -2.8% | -21.8% |
| Robbery | 983 | 991 | 836 | -0.8% | 18.5% | 17.6% |
| Stolen Property Offense | 9 | 9 | 5 | 0.0% | 80.0% | 80.0% |
| Theft - Pocket Picking | 29 | 32 | 31 | -9.4% | 3.2% | -6.5% |
| Theft - Purse Snatching | 12 | 13 | 21 | -7.7% | -38.1% | -42.9% |
| Theft - Shoplifting | 3 | 1 | 6 | 200.0% | -83.3% | -50.0% |
| Theft from Building | 1,742 | 1,496 | 1,284 | 16.4% | 16.5% | 35.7% |
| Theft from Coin Machine | 2 | 0 | 0 | 200.0% | 0.0% | 0.0% |
| Theft from Motor Vehicle | 1,068 | 870 | 903 | 22.8% | -3.7% | 18.3% |
| Theft of Motor Vehicle Parts | 323 | 339 | 442 | -4.7% | -23.3% | -26.9% |
| Theft - All Other Larceny | 1,222 | 1,102 | 1,011 | 10.9% | 9.0% | 20.9% |
| Total Individual Victims | 34,876 | 34,659 | 34,796 | 0.6% | -0.4% | 0.2% |



Domestic Violence - Three Year Comparison

Victims

| | Victims | | | Percent Change | | |
|--|---------------|---------------|---------------|----------------|--------------|--------------|
| | 2007 | 2006 | 2005 | 2006 to 2007 | 2005 to 2006 | 2005 to 2007 |
| TIBRS Group A Offenses | | | | | | |
| Murder | 82 | 78 | 111 | 5.1% | -29.7% | -26.1% |
| Kidnapping/Abduction | 805 | 658 | 742 | 22.3% | -11.3% | 8.5% |
| Forcible Rape | 570 | 588 | 596 | -3.1% | -1.3% | -4.4% |
| Forcible Sodomy | 138 | 162 | 160 | -14.8% | 1.3% | -13.8% |
| Sexual Assault w/Object | 93 | 91 | 92 | 2.2% | -1.1% | 1.1% |
| Forcible Fondling | 649 | 625 | 584 | 3.8% | 7.0% | 11.1% |
| Incest | 45 | 49 | 58 | -8.2% | -15.5% | -22.4% |
| Statutory Rape | 234 | 256 | 264 | -8.6% | -3.0% | -11.4% |
| Aggravated Assault | 11,399 | 10,877 | 11,271 | 4.8% | -3.5% | 1.1% |
| Simple Assault | 56,728 | 55,303 | 56,014 | 2.6% | -1.3% | 1.3% |
| Intimidation | 11,834 | 11,359 | 11,662 | 4.2% | -2.6% | 1.5% |
| Stalking | 841 | 785 | 853 | 7.1% | -8.0% | -1.4% |
| Total Domestic Violence Victims | 83,418 | 80,831 | 82,407 | 3.2% | -1.9% | 1.2% |

Arrests

| | Arrests | | | Percent Change | | |
|--|---------------|---------------|---------------|----------------|--------------|--------------|
| | 2007 | 2006 | 2005 | 2006 to 2007 | 2005 to 2006 | 2005 to 2007 |
| TIBRS Group A Offenses | | | | | | |
| Murder | 60 | 57 | 76 | 5.3% | -25.0% | -21.1% |
| Kidnapping/Abduction | 319 | 255 | 319 | 25.1% | -20.1% | 0.0% |
| Forcible Rape | 186 | 189 | 206 | -1.6% | -8.3% | -9.7% |
| Forcible Sodomy | 41 | 50 | 49 | -18.0% | 2.0% | -16.3% |
| Sexual Assault w/Object | 27 | 21 | 23 | 28.6% | -8.7% | 17.4% |
| Forcible Fondling | 123 | 135 | 115 | -8.9% | 17.4% | 7.0% |
| Incest | 21 | 15 | 23 | 40.0% | -34.8% | -8.7% |
| Statutory Rape | 98 | 107 | 89 | -8.4% | 20.2% | 10.1% |
| Aggravated Assault | 6,767 | 6,182 | 6,474 | 9.5% | -4.5% | 4.5% |
| Simple Assault | 25,091 | 23,876 | 23,972 | 5.1% | -0.4% | 4.7% |
| Intimidation | 1,657 | 1,579 | 1,669 | 4.9% | -5.4% | -0.7% |
| Stalking | 162 | 156 | 189 | 3.8% | -17.5% | -14.3% |
| Total Domestic Violence Arrests | 34,552 | 32,622 | 33,204 | 5.9% | -1.8% | 4.1% |



SHERIFF'S DEPARTMENTS

2007



Anderson County Sheriff's Department - 2007

2006 Population Estimate N/A

Offense Overview

Offense Total 2,548
 Number Cleared 758
 Percent Cleared 29.75 %

Group A Crimes per 100,000 population N/A

Arrest Overview

Total Arrests 1,766
 Adult Arrests 1,709
 Juvenile Arrests 57
 Unknown Age 0

Arrests per 100,000 population N/A

Average number offenses/incident 1.13

Domestic Violence Victims

| Offense | Total | Arrests |
|-------------------------|------------|------------|
| Murder | 1 | 1 |
| Aggravated Assault | 56 | 30 |
| Simple Assault | 203 | 92 |
| Intimidation | 52 | 3 |
| Stalking | 3 | 2 |
| Forcible Rape | 1 | 0 |
| Forcible Sodomy | 0 | 0 |
| Sexual Assault W/Object | 0 | 0 |
| Forcible Fondling | 3 | 0 |
| Incest | 0 | 0 |
| Statutory Rape | 0 | 0 |
| Kidnaping/Abduction | 6 | 3 |
| Total | 325 | 131 |

TIBRS Group B Arrests

| Offense | Adult | Juvenile |
|-----------------------|--------------|-----------|
| Bad Checks | 0 | 0 |
| Curfew/Vagrancy | 0 | 0 |
| Disorderly Conduct | 11 | 12 |
| DUI | 36 | 0 |
| Drunkenness | 44 | 1 |
| Family-Non Violent | 43 | 0 |
| Liquor Law Violations | 13 | 1 |
| Peeping Tom | 0 | 0 |
| Runaway | 0 | 6 |
| Trespass | 6 | 0 |
| All Other Offenses | 1,035 | 11 |
| Total Group B | 1,188 | 31 |

| TIBRS Group A Offenses | Offenses | | Arrests | |
|------------------------------------|--------------|------------|------------|-----------|
| | Reported | Cleared | Adult | Juvenile |
| Crimes Against Persons | | | | |
| Murder | 1 | 1 | 1 | 0 |
| Negligent Manslaughter | 0 | 0 | 0 | 0 |
| Kidnaping/Abduction | 9 | 5 | 4 | 0 |
| Forcible Rape | 11 | 3 | 0 | 1 |
| Forcible Sodomy | 2 | 0 | 0 | 0 |
| Sexual Assault W/Object | 0 | 0 | 0 | 0 |
| Forcible Fondling | 19 | 4 | 2 | 1 |
| Incest | 0 | 0 | 0 | 0 |
| Statutory Rape | 4 | 1 | 0 | 0 |
| Aggravated Assault | 149 | 89 | 57 | 5 |
| Simple Assault | 286 | 168 | 101 | 8 |
| Intimidation | 209 | 27 | 6 | 1 |
| Stalking | 7 | 4 | 3 | 0 |
| Crimes Against Property | | | | |
| Arson | 13 | 2 | 0 | 0 |
| Bribery | 0 | 0 | 0 | 0 |
| Burglary | 391 | 29 | 28 | 2 |
| Counterfeiting/Forgery | 12 | 4 | 3 | 0 |
| Destruction/Damage/Vandalism | 331 | 35 | 18 | 0 |
| Embezzlement | 1 | 1 | 0 | 0 |
| Extortion/Blackmail | 2 | 0 | 0 | 0 |
| Fraud - False Pretenses | 26 | 6 | 4 | 0 |
| Fraud - Credit Card/ATM | 29 | 1 | 1 | 0 |
| Fraud - Impersonation | 37 | 27 | 19 | 1 |
| Fraud - Welfare | 1 | 0 | 0 | 0 |
| Fraud - Wire | 2 | 0 | 0 | 0 |
| Motor Vehicle Theft | 101 | 20 | 17 | 0 |
| Robbery | 5 | 1 | 1 | 0 |
| Stolen Property Offenses | 32 | 11 | 3 | 0 |
| Theft - Pocket-picking | 1 | 0 | 0 | 0 |
| Theft - Purse Snatching | 1 | 0 | 0 | 0 |
| Theft - Shoplifting | 21 | 5 | 2 | 0 |
| Theft From Building | 130 | 21 | 8 | 2 |
| Theft From Coin Machine | 1 | 0 | 0 | 0 |
| Theft From Motor Vehicle | 113 | 4 | 5 | 0 |
| Theft of Motor Vehicle Parts | 35 | 3 | 2 | 0 |
| Theft - All Other Larceny | 246 | 21 | 28 | 0 |
| Crimes Against Society | | | | |
| Drug/Narcotic Violations | 149 | 142 | 142 | 3 |
| Drug/Narcotic Equipment Violations | 145 | 104 | 58 | 1 |
| Gambling - Betting/Wagering | 1 | 0 | 0 | 0 |
| Gambling - Operating/Promoting | 0 | 0 | 0 | 0 |
| Gambling - Equipment Violations | 0 | 0 | 0 | 0 |
| Gambling - Sports Tampering | 0 | 0 | 0 | 0 |
| Pornography/Obscene Material | 5 | 0 | 0 | 0 |
| Prostitution | 1 | 1 | 1 | 0 |
| Prostitution Assisting/Promoting | 1 | 1 | 0 | 0 |
| Weapon Law Violations | 18 | 17 | 7 | 1 |
| Total Group A Offenses | 2,548 | 758 | 521 | 26 |



Bedford County Sheriff's Department - 2007

2006 Population Estimate N/A

Offense Overview

Offense Total 704
 Number Cleared 316
 Percent Cleared 44.89 %

Group A Crimes per 100,000 population N/A

Arrest Overview

Total Arrests 1,265
 Adult Arrests 1,204
 Juvenile Arrests 61
 Unknown Age 0

Arrests per 100,000 population N/A

Average number offenses/incident 1.14

Domestic Violence Victims

| Offense | Total | Arrests |
|-------------------------|------------|------------|
| Murder | 1 | 3 |
| Aggravated Assault | 29 | 21 |
| Simple Assault | 148 | 102 |
| Intimidation | 7 | 3 |
| Stalking | 0 | 0 |
| Forcible Rape | 0 | 0 |
| Forcible Sodomy | 0 | 0 |
| Sexual Assault W/Object | 0 | 0 |
| Forcible Fondling | 1 | 0 |
| Incest | 0 | 0 |
| Statutory Rape | 2 | 2 |
| Kidnaping/Abduction | 2 | 0 |
| Total | 190 | 131 |

TIBRS Group B Arrests

| Offense | Adult | Juvenile |
|-----------------------|------------|-----------|
| Bad Checks | 22 | 0 |
| Curfew/Vagrancy | 0 | 0 |
| Disorderly Conduct | 1 | 0 |
| DUI | 55 | 0 |
| Drunkenness | 49 | 0 |
| Family-Non Violent | 3 | 0 |
| Liquor Law Violations | 13 | 11 |
| Peeping Tom | 0 | 0 |
| Runaway | 0 | 1 |
| Trespass | 14 | 4 |
| All Other Offenses | 799 | 9 |
| Total Group B | 956 | 25 |

| TIBRS Group A Offenses | Offenses | | Arrests | |
|------------------------------------|------------|------------|------------|-----------|
| | Reported | Cleared | Adult | Juvenile |
| Crimes Against Persons | | | | |
| Murder | 1 | 1 | 3 | 0 |
| Negligent Manslaughter | 0 | 0 | 0 | 0 |
| Kidnaping/Abduction | 2 | 2 | 0 | 0 |
| Forcible Rape | 1 | 1 | 1 | 0 |
| Forcible Sodomy | 0 | 0 | 0 | 0 |
| Sexual Assault W/Object | 0 | 0 | 0 | 0 |
| Forcible Fondling | 1 | 0 | 0 | 0 |
| Incest | 0 | 0 | 0 | 0 |
| Statutory Rape | 3 | 3 | 3 | 0 |
| Aggravated Assault | 48 | 39 | 32 | 3 |
| Simple Assault | 172 | 124 | 110 | 4 |
| Intimidation | 7 | 6 | 2 | 1 |
| Stalking | 0 | 0 | 0 | 0 |
| Crimes Against Property | | | | |
| Arson | 4 | 1 | 1 | 0 |
| Bribery | 0 | 0 | 0 | 0 |
| Burglary | 79 | 10 | 10 | 1 |
| Counterfeiting/Forgery | 4 | 4 | 3 | 0 |
| Destruction/Damage/Vandalism | 85 | 14 | 8 | 0 |
| Embezzlement | 0 | 0 | 0 | 0 |
| Extortion/Blackmail | 1 | 0 | 0 | 0 |
| Fraud - False Pretenses | 2 | 1 | 0 | 3 |
| Fraud - Credit Card/ATM | 5 | 1 | 0 | 1 |
| Fraud - Impersonation | 3 | 2 | 2 | 0 |
| Fraud - Welfare | 2 | 2 | 2 | 0 |
| Fraud - Wire | 1 | 0 | 0 | 0 |
| Motor Vehicle Theft | 26 | 6 | 4 | 2 |
| Robbery | 1 | 0 | 0 | 0 |
| Stolen Property Offenses | 1 | 1 | 1 | 0 |
| Theft - Pocket-picking | 0 | 0 | 0 | 0 |
| Theft - Purse Snatching | 0 | 0 | 0 | 0 |
| Theft - Shoplifting | 0 | 0 | 0 | 0 |
| Theft From Building | 0 | 0 | 0 | 0 |
| Theft From Coin Machine | 0 | 0 | 0 | 0 |
| Theft From Motor Vehicle | 18 | 1 | 0 | 0 |
| Theft of Motor Vehicle Parts | 21 | 3 | 3 | 0 |
| Theft - All Other Larceny | 139 | 18 | 15 | 0 |
| Crimes Against Society | | | | |
| Drug/Narcotic Violations | 48 | 47 | 39 | 18 |
| Drug/Narcotic Equipment Violations | 23 | 23 | 5 | 2 |
| Gambling - Betting/Wagering | 0 | 0 | 0 | 0 |
| Gambling - Operating/Promoting | 0 | 0 | 0 | 0 |
| Gambling - Equipment Violations | 0 | 0 | 0 | 0 |
| Gambling - Sports Tampering | 0 | 0 | 0 | 0 |
| Pornography/Obscene Material | 0 | 0 | 0 | 0 |
| Prostitution | 0 | 0 | 0 | 0 |
| Prostitution Assisting/Promoting | 0 | 0 | 0 | 0 |
| Weapon Law Violations | 6 | 6 | 4 | 1 |
| Total Group A Offenses | 704 | 316 | 248 | 36 |



Benton County Sheriff's Department - 2007

2006 Population Estimate N/A

Offense Overview

Offense Total 544
Number Cleared 288
Percent Cleared 52.94 %

Group A Crimes per 100,000 population N/A

Arrest Overview

Total Arrests 540
Adult Arrests 532
Juvenile Arrests 8
Unknown Age 0

Arrests per 100,000 population N/A

Average number offenses/incident 1.18

Domestic Violence Victims

| Offense | Total | Arrests |
|-------------------------|-----------|-----------|
| Murder | 1 | 0 |
| Aggravated Assault | 20 | 15 |
| Simple Assault | 48 | 34 |
| Intimidation | 1 | 1 |
| Stalking | 0 | 0 |
| Forcible Rape | 1 | 0 |
| Forcible Sodomy | 0 | 0 |
| Sexual Assault W/Object | 0 | 0 |
| Forcible Fondling | 1 | 0 |
| Incest | 0 | 0 |
| Statutory Rape | 3 | 1 |
| Kidnaping/Abduction | 0 | 0 |
| Total | 75 | 51 |

TIBRS Group B Arrests

| Offense | Adult | Juvenile |
|-----------------------|------------|----------|
| Bad Checks | 49 | 0 |
| Curfew/Vagrancy | 0 | 0 |
| Disorderly Conduct | 6 | 0 |
| DUI | 71 | 0 |
| Drunkenness | 5 | 0 |
| Family-Non Violent | 2 | 0 |
| Liquor Law Violations | 0 | 0 |
| Peeping Tom | 0 | 0 |
| Runaway | 0 | 3 |
| Trespass | 3 | 0 |
| All Other Offenses | 102 | 1 |
| Total Group B | 238 | 4 |

| TIBRS Group A Offenses | Offenses | | Arrests | |
|------------------------------------|------------|------------|------------|----------|
| | Reported | Cleared | Adult | Juvenile |
| Crimes Against Persons | | | | |
| Murder | 1 | 1 | 0 | 0 |
| Negligent Manslaughter | 0 | 0 | 0 | 0 |
| Kidnaping/Abduction | 0 | 0 | 0 | 0 |
| Forcible Rape | 1 | 1 | 0 | 0 |
| Forcible Sodomy | 0 | 0 | 0 | 0 |
| Sexual Assault W/Object | 0 | 0 | 0 | 0 |
| Forcible Fondling | 1 | 1 | 0 | 0 |
| Incest | 0 | 0 | 0 | 0 |
| Statutory Rape | 3 | 3 | 1 | 0 |
| Aggravated Assault | 43 | 41 | 33 | 0 |
| Simple Assault | 77 | 64 | 54 | 1 |
| Intimidation | 3 | 3 | 3 | 0 |
| Stalking | 1 | 1 | 1 | 0 |
| Crimes Against Property | | | | |
| Arson | 0 | 0 | 0 | 0 |
| Bribery | 0 | 0 | 0 | 0 |
| Burglary | 82 | 11 | 12 | 0 |
| Counterfeiting/Forgery | 0 | 0 | 0 | 0 |
| Destruction/Damage/Vandalism | 76 | 28 | 68 | 0 |
| Embezzlement | 0 | 0 | 0 | 0 |
| Extortion/Blackmail | 0 | 0 | 0 | 0 |
| Fraud - False Pretenses | 0 | 0 | 0 | 0 |
| Fraud - Credit Card/ATM | 1 | 0 | 0 | 0 |
| Fraud - Impersonation | 0 | 0 | 0 | 0 |
| Fraud - Welfare | 0 | 0 | 0 | 0 |
| Fraud - Wire | 0 | 0 | 0 | 0 |
| Motor Vehicle Theft | 16 | 5 | 6 | 1 |
| Robbery | 1 | 1 | 2 | 0 |
| Stolen Property Offenses | 2 | 1 | 0 | 0 |
| Theft - Pocket-picking | 0 | 0 | 0 | 0 |
| Theft - Purse Snatching | 0 | 0 | 0 | 0 |
| Theft - Shoplifting | 1 | 1 | 1 | 0 |
| Theft From Building | 36 | 7 | 10 | 0 |
| Theft From Coin Machine | 0 | 0 | 0 | 0 |
| Theft From Motor Vehicle | 12 | 0 | 0 | 0 |
| Theft of Motor Vehicle Parts | 10 | 1 | 2 | 0 |
| Theft - All Other Larceny | 68 | 12 | 12 | 2 |
| Crimes Against Society | | | | |
| Drug/Narcotic Violations | 60 | 59 | 65 | 0 |
| Drug/Narcotic Equipment Violations | 42 | 40 | 21 | 0 |
| Gambling - Betting/Wagering | 0 | 0 | 0 | 0 |
| Gambling - Operating/Promoting | 0 | 0 | 0 | 0 |
| Gambling - Equipment Violations | 0 | 0 | 0 | 0 |
| Gambling - Sports Tampering | 0 | 0 | 0 | 0 |
| Pornography/Obscene Material | 0 | 0 | 0 | 0 |
| Prostitution | 0 | 0 | 0 | 0 |
| Prostitution Assisting/Promoting | 0 | 0 | 0 | 0 |
| Weapon Law Violations | 7 | 7 | 3 | 0 |
| Total Group A Offenses | 544 | 288 | 294 | 4 |



2006 Population Estimate N/A

Offense Overview

Offense Total 219
 Number Cleared 67
 Percent Cleared 30.59 %

Group A Crimes per 100,000 population N/A

Arrest Overview

Total Arrests 146
 Adult Arrests 145
 Juvenile Arrests 1
 Unknown Age 0

Arrests per 100,000 population N/A

Average number offenses/incident 1.11

Domestic Violence Victims

| Offense | Total | Arrests |
|-------------------------|-----------|-----------|
| Murder | 2 | 1 |
| Aggravated Assault | 8 | 8 |
| Simple Assault | 5 | 3 |
| Intimidation | 0 | 0 |
| Stalking | 0 | 0 |
| Forcible Rape | 0 | 0 |
| Forcible Sodomy | 0 | 0 |
| Sexual Assault W/Object | 0 | 0 |
| Forcible Fondling | 2 | 1 |
| Incest | 0 | 0 |
| Statutory Rape | 0 | 0 |
| Kidnaping/Abduction | 0 | 0 |
| Total | 17 | 13 |

TIBRS Group B Arrests

| Offense | Adult | Juvenile |
|-----------------------|-----------|----------|
| Bad Checks | 8 | 0 |
| Curfew/Vagrancy | 0 | 0 |
| Disorderly Conduct | 2 | 0 |
| DUI | 12 | 0 |
| Drunkenness | 7 | 0 |
| Family-Non Violent | 19 | 0 |
| Liquor Law Violations | 2 | 0 |
| Peeping Tom | 0 | 0 |
| Runaway | 0 | 0 |
| Trespass | 3 | 0 |
| All Other Offenses | 32 | 1 |
| Total Group B | 85 | 1 |

| TIBRS Group A Offenses | Offenses | | Arrests | |
|------------------------------------|------------|-----------|-----------|----------|
| | Reported | Cleared | Adult | Juvenile |
| Crimes Against Persons | | | | |
| Murder | 2 | 1 | 1 | 0 |
| Negligent Manslaughter | 1 | 1 | 0 | 0 |
| Kidnaping/Abduction | 0 | 0 | 0 | 0 |
| Forcible Rape | 2 | 1 | 1 | 0 |
| Forcible Sodomy | 0 | 0 | 0 | 0 |
| Sexual Assault W/Object | 0 | 0 | 0 | 0 |
| Forcible Fondling | 2 | 2 | 1 | 0 |
| Incest | 0 | 0 | 0 | 0 |
| Statutory Rape | 0 | 0 | 0 | 0 |
| Aggravated Assault | 22 | 14 | 14 | 0 |
| Simple Assault | 16 | 8 | 8 | 0 |
| Intimidation | 9 | 1 | 1 | 0 |
| Stalking | 2 | 1 | 1 | 0 |
| Crimes Against Property | | | | |
| Arson | 2 | 1 | 1 | 0 |
| Bribery | 1 | 0 | 0 | 0 |
| Burglary | 19 | 4 | 4 | 0 |
| Counterfeiting/Forgery | 2 | 1 | 1 | 0 |
| Destruction/Damage/Vandalism | 43 | 8 | 5 | 0 |
| Embezzlement | 0 | 0 | 0 | 0 |
| Extortion/Blackmail | 0 | 0 | 0 | 0 |
| Fraud - False Pretenses | 0 | 0 | 0 | 0 |
| Fraud - Credit Card/ATM | 3 | 0 | 0 | 0 |
| Fraud - Impersonation | 3 | 1 | 1 | 0 |
| Fraud - Welfare | 0 | 0 | 0 | 0 |
| Fraud - Wire | 1 | 0 | 0 | 0 |
| Motor Vehicle Theft | 26 | 5 | 5 | 0 |
| Robbery | 0 | 0 | 0 | 0 |
| Stolen Property Offenses | 0 | 0 | 0 | 0 |
| Theft - Pocket-picking | 2 | 0 | 0 | 0 |
| Theft - Purse Snatching | 0 | 0 | 0 | 0 |
| Theft - Shoplifting | 4 | 1 | 2 | 0 |
| Theft From Building | 25 | 4 | 2 | 0 |
| Theft From Coin Machine | 0 | 0 | 0 | 0 |
| Theft From Motor Vehicle | 6 | 1 | 1 | 0 |
| Theft of Motor Vehicle Parts | 3 | 0 | 0 | 0 |
| Theft - All Other Larceny | 13 | 2 | 1 | 0 |
| Crimes Against Society | | | | |
| Drug/Narcotic Violations | 5 | 5 | 4 | 0 |
| Drug/Narcotic Equipment Violations | 2 | 2 | 2 | 0 |
| Gambling - Betting/Wagering | 0 | 0 | 0 | 0 |
| Gambling - Operating/Promoting | 0 | 0 | 0 | 0 |
| Gambling - Equipment Violations | 0 | 0 | 0 | 0 |
| Gambling - Sports Tampering | 0 | 0 | 0 | 0 |
| Pornography/Obscene Material | 0 | 0 | 0 | 0 |
| Prostitution | 0 | 0 | 0 | 0 |
| Prostitution Assisting/Promoting | 0 | 0 | 0 | 0 |
| Weapon Law Violations | 3 | 3 | 4 | 0 |
| Total Group A Offenses | 219 | 67 | 60 | 0 |



Blount County Sheriff's Department - 2007

| | |
|---------------------------------|------------|
| 2006 Population Estimate | N/A |
| Offense Overview | |
| Offense Total | 3,975 |
| Number Cleared | 1,014 |
| Percent Cleared | 25.51 % |

Group A Crimes per 100,000 population N/A

| | |
|------------------------|-------|
| Arrest Overview | |
| Total Arrests | 3,878 |
| Adult Arrests | 3,488 |
| Juvenile Arrests | 390 |
| Unknown Age | 0 |

Arrests per 100,000 population N/A

Average number offenses/incident 1.19

| Domestic Violence Victims | | |
|---------------------------|------------|------------|
| Offense | Total | Arrests |
| Murder | 0 | 0 |
| Aggravated Assault | 118 | 61 |
| Simple Assault | 497 | 142 |
| Intimidation | 26 | 2 |
| Stalking | 0 | 0 |
| Forcible Rape | 6 | 0 |
| Forcible Sodomy | 4 | 0 |
| Sexual Assault W/Object | 0 | 0 |
| Forcible Fondling | 14 | 1 |
| Incest | 0 | 0 |
| Statutory Rape | 5 | 3 |
| Kidnaping/Abduction | 5 | 1 |
| Total | 675 | 210 |

| TIBRS Group B Arrests | | |
|-----------------------|--------------|------------|
| Offense | Adult | Juvenile |
| Bad Checks | 195 | 0 |
| Curfew/Vagrancy | 0 | 0 |
| Disorderly Conduct | 13 | 3 |
| DUI | 161 | 1 |
| Drunkenness | 163 | 0 |
| Family-Non Violent | 4 | 0 |
| Liquor Law Violations | 19 | 2 |
| Peeping Tom | 0 | 0 |
| Runaway | 0 | 15 |
| Trespass | 11 | 3 |
| All Other Offenses | 2,222 | 260 |
| Total Group B | 2,788 | 284 |

| TIBRS Group A Offenses | Offenses | | Arrests | |
|------------------------------------|--------------|--------------|------------|------------|
| | Reported | Cleared | Adult | Juvenile |
| Crimes Against Persons | | | | |
| Murder | 0 | 0 | 0 | 0 |
| Negligent Manslaughter | 0 | 0 | 0 | 0 |
| Kidnaping/Abduction | 6 | 4 | 1 | 0 |
| Forcible Rape | 30 | 0 | 0 | 0 |
| Forcible Sodomy | 7 | 0 | 0 | 0 |
| Sexual Assault W/Object | 0 | 0 | 0 | 0 |
| Forcible Fondling | 40 | 7 | 2 | 0 |
| Incest | 0 | 0 | 0 | 0 |
| Statutory Rape | 12 | 5 | 5 | 0 |
| Aggravated Assault | 255 | 160 | 102 | 7 |
| Simple Assault | 715 | 257 | 155 | 39 |
| Intimidation | 122 | 22 | 11 | 3 |
| Stalking | 0 | 0 | 0 | 0 |
| Crimes Against Property | | | | |
| Arson | 10 | 3 | 2 | 0 |
| Bribery | 0 | 0 | 0 | 0 |
| Burglary | 589 | 51 | 53 | 4 |
| Counterfeiting/Forgery | 29 | 4 | 3 | 0 |
| Destruction/Damage/Vandalism | 583 | 74 | 28 | 12 |
| Embezzlement | 3 | 0 | 0 | 0 |
| Extortion/Blackmail | 0 | 0 | 0 | 0 |
| Fraud - False Pretenses | 27 | 1 | 1 | 0 |
| Fraud - Credit Card/ATM | 20 | 1 | 0 | 0 |
| Fraud - Impersonation | 50 | 20 | 19 | 0 |
| Fraud - Welfare | 0 | 0 | 0 | 0 |
| Fraud - Wire | 25 | 1 | 1 | 0 |
| Motor Vehicle Theft | 168 | 23 | 16 | 3 |
| Robbery | 19 | 5 | 4 | 0 |
| Stolen Property Offenses | 1 | 1 | 1 | 0 |
| Theft - Pocket-picking | 0 | 0 | 0 | 0 |
| Theft - Purse Snatching | 0 | 0 | 0 | 0 |
| Theft - Shoplifting | 12 | 4 | 3 | 0 |
| Theft From Building | 202 | 27 | 17 | 8 |
| Theft From Coin Machine | 12 | 3 | 4 | 0 |
| Theft From Motor Vehicle | 226 | 11 | 10 | 0 |
| Theft of Motor Vehicle Parts | 40 | 2 | 1 | 0 |
| Theft - All Other Larceny | 449 | 47 | 40 | 7 |
| Crimes Against Society | | | | |
| Drug/Narcotic Violations | 197 | 172 | 160 | 22 |
| Drug/Narcotic Equipment Violations | 99 | 92 | 49 | 1 |
| Gambling - Betting/Wagering | 0 | 0 | 0 | 0 |
| Gambling - Operating/Promoting | 0 | 0 | 0 | 0 |
| Gambling - Equipment Violations | 0 | 0 | 0 | 0 |
| Gambling - Sports Tampering | 0 | 0 | 0 | 0 |
| Pornography/Obscene Material | 10 | 0 | 0 | 0 |
| Prostitution | 0 | 0 | 0 | 0 |
| Prostitution Assisting/Promoting | 0 | 0 | 0 | 0 |
| Weapon Law Violations | 17 | 17 | 12 | 0 |
| Total Group A Offenses | 3,975 | 1,014 | 700 | 106 |



| | |
|---------------------------------------|---------|
| 2006 Population Estimate | N/A |
| Offense Overview | |
| Offense Total | 3,614 |
| Number Cleared | 1,717 |
| Percent Cleared | 47.51 % |
| Group A Crimes per 100,000 population | N/A |
| Arrest Overview | |
| Total Arrests | 3,068 |
| Adult Arrests | 2,878 |
| Juvenile Arrests | 190 |
| Unknown Age | 0 |
| Arrests per 100,000 population | N/A |
| Average number offenses/incident | 1.27 |

| Domestic Violence Victims | | |
|---------------------------|------------|------------|
| Offense | Total | Arrests |
| Murder | 1 | 1 |
| Aggravated Assault | 131 | 86 |
| Simple Assault | 429 | 243 |
| Intimidation | 109 | 28 |
| Stalking | 6 | 1 |
| Forcible Rape | 2 | 1 |
| Forcible Sodomy | 6 | 2 |
| Sexual Assault W/Object | 1 | 0 |
| Forcible Fondling | 10 | 4 |
| Incest | 1 | 0 |
| Statutory Rape | 2 | 1 |
| Kidnaping/Abduction | 10 | 5 |
| Total | 708 | 372 |

| TIBRS Group B Arrests | | |
|-----------------------|--------------|-----------|
| Offense | Adult | Juvenile |
| Bad Checks | 6 | 0 |
| Curfew/Vagrancy | 0 | 0 |
| Disorderly Conduct | 50 | 4 |
| DUI | 184 | 0 |
| Drunkenness | 112 | 0 |
| Family-Non Violent | 210 | 0 |
| Liquor Law Violations | 11 | 0 |
| Peeping Tom | 0 | 0 |
| Runaway | 0 | 27 |
| Trespass | 15 | 2 |
| All Other Offenses | 1,243 | 6 |
| Total Group B | 1,831 | 39 |

| TIBRS Group A Offenses | Offenses | | Arrests | |
|------------------------------------|--------------|--------------|--------------|------------|
| | Reported | Cleared | Adult | Juvenile |
| Crimes Against Persons | | | | |
| Murder | 2 | 2 | 2 | 0 |
| Negligent Manslaughter | 0 | 0 | 0 | 0 |
| Kidnaping/Abduction | 14 | 9 | 6 | 0 |
| Forcible Rape | 10 | 7 | 4 | 0 |
| Forcible Sodomy | 10 | 9 | 2 | 2 |
| Sexual Assault W/Object | 2 | 2 | 0 | 1 |
| Forcible Fondling | 24 | 12 | 6 | 2 |
| Incest | 1 | 0 | 0 | 0 |
| Statutory Rape | 4 | 2 | 1 | 0 |
| Aggravated Assault | 325 | 253 | 162 | 22 |
| Simple Assault | 616 | 396 | 246 | 38 |
| Intimidation | 287 | 86 | 38 | 7 |
| Stalking | 9 | 3 | 1 | 0 |
| Crimes Against Property | | | | |
| Arson | 14 | 6 | 4 | 6 |
| Bribery | 0 | 0 | 0 | 0 |
| Burglary | 256 | 72 | 46 | 6 |
| Counterfeiting/Forgery | 45 | 25 | 15 | 0 |
| Destruction/Damage/Vandalism | 489 | 78 | 25 | 13 |
| Embezzlement | 11 | 5 | 3 | 0 |
| Extortion/Blackmail | 0 | 0 | 0 | 0 |
| Fraud - False Pretenses | 51 | 23 | 7 | 0 |
| Fraud - Credit Card/ATM | 32 | 8 | 4 | 0 |
| Fraud - Impersonation | 45 | 32 | 21 | 1 |
| Fraud - Welfare | 0 | 0 | 0 | 0 |
| Fraud - Wire | 2 | 0 | 0 | 0 |
| Motor Vehicle Theft | 88 | 35 | 23 | 1 |
| Robbery | 10 | 5 | 2 | 0 |
| Stolen Property Offenses | 9 | 9 | 12 | 0 |
| Theft - Pocket-picking | 1 | 1 | 1 | 0 |
| Theft - Purse Snatching | 0 | 0 | 0 | 0 |
| Theft - Shoplifting | 34 | 17 | 18 | 2 |
| Theft From Building | 200 | 46 | 16 | 6 |
| Theft From Coin Machine | 0 | 0 | 0 | 0 |
| Theft From Motor Vehicle | 162 | 40 | 14 | 10 |
| Theft of Motor Vehicle Parts | 82 | 7 | 6 | 1 |
| Theft - All Other Larceny | 270 | 32 | 31 | 2 |
| Crimes Against Society | | | | |
| Drug/Narcotic Violations | 299 | 292 | 302 | 25 |
| Drug/Narcotic Equipment Violations | 176 | 171 | 17 | 3 |
| Gambling - Betting/Wagering | 0 | 0 | 0 | 0 |
| Gambling - Operating/Promoting | 0 | 0 | 0 | 0 |
| Gambling - Equipment Violations | 0 | 0 | 0 | 0 |
| Gambling - Sports Tampering | 0 | 0 | 0 | 0 |
| Pornography/Obscene Material | 0 | 0 | 0 | 0 |
| Prostitution | 1 | 1 | 0 | 0 |
| Prostitution Assisting/Promoting | 0 | 0 | 0 | 0 |
| Weapon Law Violations | 33 | 31 | 12 | 3 |
| Total Group A Offenses | 3,614 | 1,717 | 1,047 | 151 |



| | |
|---------------------------------------|------------|
| 2006 Population Estimate | N/A |
| Offense Overview | |
| Offense Total | 1,829 |
| Number Cleared | 354 |
| Percent Cleared | 19.35 % |
| Group A Crimes per 100,000 population | N/A |
| Arrest Overview | |
| Total Arrests | 737 |
| Adult Arrests | 724 |
| Juvenile Arrests | 13 |
| Unknown Age | 0 |
| Arrests per 100,000 population | N/A |
| Average number offenses/incident | 1.10 |

| Domestic Violence Victims | | |
|----------------------------------|------------|------------|
| Offense | Total | Arrests |
| Murder | 0 | 0 |
| Aggravated Assault | 19 | 18 |
| Simple Assault | 86 | 85 |
| Intimidation | 5 | 4 |
| Stalking | 0 | 0 |
| Forcible Rape | 0 | 0 |
| Forcible Sodomy | 0 | 0 |
| Sexual Assault W/Object | 0 | 0 |
| Forcible Fondling | 0 | 0 |
| Incest | 0 | 0 |
| Statutory Rape | 0 | 0 |
| Kidnaping/Abduction | 1 | 0 |
| Total | 111 | 107 |

| TIBRS Group B Arrests | | |
|------------------------------|------------|----------|
| Offense | Adult | Juvenile |
| Bad Checks | 2 | 0 |
| Curfew/Vagrancy | 0 | 0 |
| Disorderly Conduct | 4 | 1 |
| DUI | 14 | 0 |
| Drunkenness | 62 | 1 |
| Family-Non Violent | 35 | 0 |
| Liquor Law Violations | 1 | 2 |
| Peeping Tom | 0 | 0 |
| Runaway | 0 | 0 |
| Trespass | 0 | 0 |
| All Other Offenses | 405 | 3 |
| Total Group B | 523 | 7 |

| TIBRS Group A Offenses | Offenses | | Arrests | |
|------------------------------------|-----------------|------------|----------------|----------|
| | Reported | Cleared | Adult | Juvenile |
| Crimes Against Persons | | | | |
| Murder | 0 | 0 | 0 | 0 |
| Negligent Manslaughter | 0 | 0 | 0 | 0 |
| Kidnaping/Abduction | 1 | 1 | 0 | 0 |
| Forcible Rape | 3 | 0 | 0 | 0 |
| Forcible Sodomy | 1 | 0 | 0 | 0 |
| Sexual Assault W/Object | 0 | 0 | 0 | 0 |
| Forcible Fondling | 5 | 2 | 3 | 0 |
| Incest | 0 | 0 | 0 | 0 |
| Statutory Rape | 2 | 0 | 0 | 0 |
| Aggravated Assault | 71 | 36 | 18 | 1 |
| Simple Assault | 238 | 108 | 91 | 1 |
| Intimidation | 189 | 7 | 4 | 0 |
| Stalking | 12 | 0 | 0 | 0 |
| Crimes Against Property | | | | |
| Arson | 8 | 1 | 1 | 0 |
| Bribery | 0 | 0 | 0 | 0 |
| Burglary | 243 | 19 | 8 | 0 |
| Counterfeiting/Forgery | 21 | 4 | 1 | 0 |
| Destruction/Damage/Vandalism | 219 | 13 | 9 | 0 |
| Embezzlement | 0 | 0 | 0 | 0 |
| Extortion/Blackmail | 0 | 0 | 0 | 0 |
| Fraud - False Pretenses | 19 | 6 | 1 | 0 |
| Fraud - Credit Card/ATM | 7 | 0 | 0 | 0 |
| Fraud - Impersonation | 7 | 2 | 2 | 0 |
| Fraud - Welfare | 0 | 0 | 0 | 0 |
| Fraud - Wire | 1 | 0 | 0 | 0 |
| Motor Vehicle Theft | 94 | 8 | 5 | 0 |
| Robbery | 5 | 1 | 1 | 0 |
| Stolen Property Offenses | 0 | 0 | 0 | 0 |
| Theft - Pocket-picking | 1 | 0 | 0 | 0 |
| Theft - Purse Snatching | 0 | 0 | 0 | 0 |
| Theft - Shoplifting | 5 | 1 | 0 | 0 |
| Theft From Building | 76 | 7 | 1 | 0 |
| Theft From Coin Machine | 0 | 0 | 0 | 0 |
| Theft From Motor Vehicle | 105 | 7 | 2 | 0 |
| Theft of Motor Vehicle Parts | 65 | 2 | 0 | 0 |
| Theft - All Other Larceny | 299 | 9 | 13 | 0 |
| Crimes Against Society | | | | |
| Drug/Narcotic Violations | 93 | 87 | 35 | 2 |
| Drug/Narcotic Equipment Violations | 31 | 26 | 4 | 2 |
| Gambling - Betting/Wagering | 0 | 0 | 0 | 0 |
| Gambling - Operating/Promoting | 0 | 0 | 0 | 0 |
| Gambling - Equipment Violations | 0 | 0 | 0 | 0 |
| Gambling - Sports Tampering | 0 | 0 | 0 | 0 |
| Pornography/Obscene Material | 0 | 0 | 0 | 0 |
| Prostitution | 0 | 0 | 0 | 0 |
| Prostitution Assisting/Promoting | 0 | 0 | 0 | 0 |
| Weapon Law Violations | 8 | 7 | 2 | 0 |
| Total Group A Offenses | 1,829 | 354 | 201 | 6 |



Cannon County Sheriff's Department - 2007

2006 Population Estimate N/A

Offense Overview

Offense Total 208
 Number Cleared 74
 Percent Cleared 35.58 %

Group A Crimes per 100,000 population N/A

Arrest Overview

Total Arrests 275
 Adult Arrests 258
 Juvenile Arrests 17
 Unknown Age 0

Arrests per 100,000 population N/A

Average number offenses/incident 1.07

Domestic Violence Victims

| Offense | Total | Arrests |
|-------------------------|-----------|-----------|
| Murder | 0 | 0 |
| Aggravated Assault | 7 | 4 |
| Simple Assault | 22 | 17 |
| Intimidation | 0 | 0 |
| Stalking | 2 | 1 |
| Forcible Rape | 0 | 0 |
| Forcible Sodomy | 1 | 1 |
| Sexual Assault W/Object | 0 | 0 |
| Forcible Fondling | 0 | 0 |
| Incest | 0 | 0 |
| Statutory Rape | 0 | 0 |
| Kidnaping/Abduction | 0 | 0 |
| Total | 32 | 23 |

TIBRS Group B Arrests

| Offense | Adult | Juvenile |
|-----------------------|------------|-----------|
| Bad Checks | 16 | 0 |
| Curfew/Vagrancy | 0 | 0 |
| Disorderly Conduct | 2 | 0 |
| DUI | 13 | 0 |
| Drunkenness | 4 | 0 |
| Family-Non Violent | 1 | 0 |
| Liquor Law Violations | 0 | 2 |
| Peeping Tom | 0 | 0 |
| Runaway | 0 | 2 |
| Trespass | 4 | 0 |
| All Other Offenses | 160 | 6 |
| Total Group B | 200 | 10 |

| TIBRS Group A Offenses | Offenses | | Arrests | |
|------------------------------------|------------|-----------|-----------|----------|
| | Reported | Cleared | Adult | Juvenile |
| Crimes Against Persons | | | | |
| Murder | 0 | 0 | 0 | 0 |
| Negligent Manslaughter | 0 | 0 | 0 | 0 |
| Kidnaping/Abduction | 0 | 0 | 0 | 0 |
| Forcible Rape | 0 | 0 | 0 | 0 |
| Forcible Sodomy | 1 | 1 | 1 | 0 |
| Sexual Assault W/Object | 0 | 0 | 0 | 0 |
| Forcible Fondling | 0 | 0 | 0 | 0 |
| Incest | 0 | 0 | 0 | 0 |
| Statutory Rape | 0 | 0 | 0 | 0 |
| Aggravated Assault | 20 | 20 | 16 | 3 |
| Simple Assault | 31 | 29 | 21 | 2 |
| Intimidation | 0 | 0 | 1 | 0 |
| Stalking | 2 | 1 | 1 | 0 |
| Crimes Against Property | | | | |
| Arson | 0 | 0 | 0 | 0 |
| Bribery | 0 | 0 | 0 | 0 |
| Burglary | 51 | 0 | 0 | 0 |
| Counterfeiting/Forgery | 0 | 0 | 0 | 0 |
| Destruction/Damage/Vandalism | 22 | 2 | 0 | 1 |
| Embezzlement | 0 | 0 | 0 | 0 |
| Extortion/Blackmail | 0 | 0 | 0 | 0 |
| Fraud - False Pretenses | 0 | 0 | 0 | 0 |
| Fraud - Credit Card/ATM | 0 | 0 | 0 | 0 |
| Fraud - Impersonation | 0 | 0 | 0 | 0 |
| Fraud - Welfare | 0 | 0 | 0 | 0 |
| Fraud - Wire | 0 | 0 | 0 | 0 |
| Motor Vehicle Theft | 17 | 1 | 0 | 1 |
| Robbery | 0 | 0 | 0 | 0 |
| Stolen Property Offenses | 0 | 0 | 0 | 0 |
| Theft - Pocket-picking | 0 | 0 | 0 | 0 |
| Theft - Purse Snatching | 0 | 0 | 0 | 0 |
| Theft - Shoplifting | 1 | 0 | 0 | 0 |
| Theft From Building | 5 | 2 | 2 | 0 |
| Theft From Coin Machine | 0 | 0 | 0 | 0 |
| Theft From Motor Vehicle | 11 | 0 | 0 | 0 |
| Theft of Motor Vehicle Parts | 9 | 2 | 2 | 0 |
| Theft - All Other Larceny | 23 | 1 | 1 | 0 |
| Crimes Against Society | | | | |
| Drug/Narcotic Violations | 10 | 10 | 9 | 0 |
| Drug/Narcotic Equipment Violations | 3 | 3 | 2 | 0 |
| Gambling - Betting/Wagering | 0 | 0 | 0 | 0 |
| Gambling - Operating/Promoting | 0 | 0 | 0 | 0 |
| Gambling - Equipment Violations | 0 | 0 | 0 | 0 |
| Gambling - Sports Tampering | 0 | 0 | 0 | 0 |
| Pornography/Obscene Material | 0 | 0 | 0 | 0 |
| Prostitution | 0 | 0 | 0 | 0 |
| Prostitution Assisting/Promoting | 0 | 0 | 0 | 0 |
| Weapon Law Violations | 2 | 2 | 2 | 0 |
| Total Group A Offenses | 208 | 74 | 58 | 7 |



Carroll County Sheriff's Department - 2007

2006 Population Estimate N/A

Offense Overview

Offense Total 478
 Number Cleared 208
 Percent Cleared 43.51 %

Group A Crimes per 100,000 population N/A

Arrest Overview

Total Arrests 515
 Adult Arrests 491
 Juvenile Arrests 24
 Unknown Age 0

Arrests per 100,000 population N/A

Average number offenses/incident 1.12

Domestic Violence Victims

| Offense | Total | Arrests |
|-------------------------|-----------|-----------|
| Murder | 0 | 0 |
| Aggravated Assault | 15 | 15 |
| Simple Assault | 38 | 27 |
| Intimidation | 4 | 2 |
| Stalking | 2 | 0 |
| Forcible Rape | 0 | 0 |
| Forcible Sodomy | 0 | 0 |
| Sexual Assault W/Object | 0 | 0 |
| Forcible Fondling | 1 | 0 |
| Incest | 0 | 0 |
| Statutory Rape | 0 | 0 |
| Kidnaping/Abduction | 0 | 0 |
| Total | 60 | 44 |

TIBRS Group B Arrests

| Offense | Adult | Juvenile |
|-----------------------|------------|----------|
| Bad Checks | 151 | 0 |
| Curfew/Vagrancy | 0 | 0 |
| Disorderly Conduct | 4 | 0 |
| DUI | 20 | 0 |
| Drunkenness | 19 | 0 |
| Family-Non Violent | 0 | 0 |
| Liquor Law Violations | 0 | 0 |
| Peeping Tom | 0 | 0 |
| Runaway | 0 | 1 |
| Trespass | 2 | 0 |
| All Other Offenses | 113 | 5 |
| Total Group B | 309 | 6 |

| TIBRS Group A Offenses | Offenses | | Arrests | |
|------------------------------------|------------|------------|------------|-----------|
| | Reported | Cleared | Adult | Juvenile |
| Crimes Against Persons | | | | |
| Murder | 0 | 0 | 0 | 0 |
| Negligent Manslaughter | 0 | 0 | 0 | 0 |
| Kidnaping/Abduction | 0 | 0 | 0 | 0 |
| Forcible Rape | 1 | 0 | 0 | 0 |
| Forcible Sodomy | 0 | 0 | 0 | 0 |
| Sexual Assault W/Object | 0 | 0 | 0 | 0 |
| Forcible Fondling | 1 | 0 | 0 | 0 |
| Incest | 0 | 0 | 0 | 0 |
| Statutory Rape | 0 | 0 | 0 | 0 |
| Aggravated Assault | 34 | 31 | 27 | 2 |
| Simple Assault | 53 | 40 | 32 | 2 |
| Intimidation | 9 | 3 | 2 | 0 |
| Stalking | 2 | 0 | 0 | 0 |
| Crimes Against Property | | | | |
| Arson | 1 | 1 | 0 | 1 |
| Bribery | 0 | 0 | 0 | 0 |
| Burglary | 71 | 10 | 11 | 1 |
| Counterfeiting/Forgery | 4 | 2 | 2 | 0 |
| Destruction/Damage/Vandalism | 57 | 7 | 4 | 8 |
| Embezzlement | 0 | 0 | 0 | 0 |
| Extortion/Blackmail | 0 | 0 | 0 | 0 |
| Fraud - False Pretenses | 2 | 1 | 0 | 0 |
| Fraud - Credit Card/ATM | 0 | 0 | 0 | 0 |
| Fraud - Impersonation | 1 | 0 | 0 | 0 |
| Fraud - Welfare | 0 | 0 | 0 | 0 |
| Fraud - Wire | 0 | 0 | 0 | 0 |
| Motor Vehicle Theft | 19 | 1 | 2 | 0 |
| Robbery | 4 | 2 | 2 | 0 |
| Stolen Property Offenses | 0 | 0 | 0 | 0 |
| Theft - Pocket-picking | 0 | 0 | 0 | 0 |
| Theft - Purse Snatching | 0 | 0 | 0 | 0 |
| Theft - Shoplifting | 2 | 2 | 5 | 0 |
| Theft From Building | 18 | 1 | 0 | 0 |
| Theft From Coin Machine | 0 | 0 | 0 | 0 |
| Theft From Motor Vehicle | 10 | 0 | 0 | 0 |
| Theft of Motor Vehicle Parts | 3 | 0 | 0 | 0 |
| Theft - All Other Larceny | 89 | 11 | 12 | 1 |
| Crimes Against Society | | | | |
| Drug/Narcotic Violations | 64 | 63 | 74 | 2 |
| Drug/Narcotic Equipment Violations | 29 | 29 | 6 | 0 |
| Gambling - Betting/Wagering | 0 | 0 | 0 | 0 |
| Gambling - Operating/Promoting | 0 | 0 | 0 | 0 |
| Gambling - Equipment Violations | 0 | 0 | 0 | 0 |
| Gambling - Sports Tampering | 0 | 0 | 0 | 0 |
| Pornography/Obscene Material | 0 | 0 | 0 | 0 |
| Prostitution | 0 | 0 | 0 | 0 |
| Prostitution Assisting/Promoting | 0 | 0 | 0 | 0 |
| Weapon Law Violations | 4 | 4 | 3 | 1 |
| Total Group A Offenses | 478 | 208 | 182 | 18 |



Carter County Sheriff's Department - 2007

2006 Population Estimate N/A

Offense Overview

Offense Total 1,406
 Number Cleared 672
 Percent Cleared 47.80 %

Group A Crimes per 100,000 population N/A

Arrest Overview

Total Arrests 2,385
 Adult Arrests 2,307
 Juvenile Arrests 78
 Unknown Age 0

Arrests per 100,000 population N/A

Average number offenses/incident 1.13

Domestic Violence Victims

| Offense | Total | Arrests |
|-------------------------|------------|------------|
| Murder | 0 | 0 |
| Aggravated Assault | 25 | 25 |
| Simple Assault | 178 | 128 |
| Intimidation | 15 | 8 |
| Stalking | 1 | 0 |
| Forcible Rape | 0 | 0 |
| Forcible Sodomy | 0 | 0 |
| Sexual Assault W/Object | 0 | 0 |
| Forcible Fondling | 2 | 1 |
| Incest | 0 | 0 |
| Statutory Rape | 0 | 0 |
| Kidnaping/Abduction | 1 | 0 |
| Total | 222 | 162 |

TIBRS Group B Arrests

| Offense | Adult | Juvenile |
|-----------------------|--------------|-----------|
| Bad Checks | 7 | 0 |
| Curfew/Vagrancy | 0 | 0 |
| Disorderly Conduct | 18 | 8 |
| DUI | 123 | 2 |
| Drunkenness | 122 | 1 |
| Family-Non Violent | 91 | 1 |
| Liquor Law Violations | 12 | 11 |
| Peeping Tom | 0 | 0 |
| Runaway | 0 | 8 |
| Trespass | 13 | 1 |
| All Other Offenses | 1,397 | 4 |
| Total Group B | 1,783 | 36 |

| TIBRS Group A Offenses | Offenses | | Arrests | |
|------------------------------------|--------------|------------|------------|-----------|
| | Reported | Cleared | Adult | Juvenile |
| Crimes Against Persons | | | | |
| Murder | 1 | 1 | 0 | 0 |
| Negligent Manslaughter | 0 | 0 | 1 | 0 |
| Kidnaping/Abduction | 1 | 1 | 0 | 0 |
| Forcible Rape | 0 | 0 | 0 | 0 |
| Forcible Sodomy | 0 | 0 | 0 | 0 |
| Sexual Assault W/Object | 0 | 0 | 0 | 0 |
| Forcible Fondling | 3 | 2 | 1 | 0 |
| Incest | 0 | 0 | 0 | 0 |
| Statutory Rape | 1 | 1 | 1 | 0 |
| Aggravated Assault | 51 | 47 | 40 | 3 |
| Simple Assault | 243 | 182 | 158 | 16 |
| Intimidation | 50 | 24 | 14 | 3 |
| Stalking | 3 | 3 | 2 | 0 |
| Crimes Against Property | | | | |
| Arson | 11 | 1 | 0 | 1 |
| Bribery | 0 | 0 | 0 | 0 |
| Burglary | 216 | 46 | 43 | 3 |
| Counterfeiting/Forgery | 2 | 1 | 1 | 0 |
| Destruction/Damage/Vandalism | 140 | 43 | 34 | 2 |
| Embezzlement | 3 | 2 | 2 | 0 |
| Extortion/Blackmail | 0 | 0 | 0 | 0 |
| Fraud - False Pretenses | 12 | 8 | 8 | 0 |
| Fraud - Credit Card/ATM | 1 | 1 | 1 | 0 |
| Fraud - Impersonation | 9 | 9 | 7 | 0 |
| Fraud - Welfare | 0 | 0 | 0 | 0 |
| Fraud - Wire | 0 | 0 | 0 | 0 |
| Motor Vehicle Theft | 52 | 25 | 19 | 3 |
| Robbery | 3 | 3 | 2 | 0 |
| Stolen Property Offenses | 0 | 0 | 0 | 0 |
| Theft - Pocket-picking | 0 | 0 | 0 | 0 |
| Theft - Purse Snatching | 0 | 0 | 0 | 0 |
| Theft - Shoplifting | 9 | 5 | 2 | 0 |
| Theft From Building | 128 | 42 | 28 | 2 |
| Theft From Coin Machine | 7 | 3 | 9 | 0 |
| Theft From Motor Vehicle | 73 | 6 | 6 | 0 |
| Theft of Motor Vehicle Parts | 77 | 5 | 5 | 0 |
| Theft - All Other Larceny | 112 | 13 | 12 | 1 |
| Crimes Against Society | | | | |
| Drug/Narcotic Violations | 110 | 110 | 103 | 5 |
| Drug/Narcotic Equipment Violations | 78 | 78 | 20 | 3 |
| Gambling - Betting/Wagering | 0 | 0 | 0 | 0 |
| Gambling - Operating/Promoting | 0 | 0 | 0 | 0 |
| Gambling - Equipment Violations | 0 | 0 | 0 | 0 |
| Gambling - Sports Tampering | 0 | 0 | 0 | 0 |
| Pornography/Obscene Material | 0 | 0 | 0 | 0 |
| Prostitution | 0 | 0 | 0 | 0 |
| Prostitution Assisting/Promoting | 0 | 0 | 0 | 0 |
| Weapon Law Violations | 10 | 10 | 5 | 0 |
| Total Group A Offenses | 1,406 | 672 | 524 | 42 |



Cheatham County Sheriff's Department - 2007

2006 Population Estimate N/A

Offense Overview

Offense Total 1,446
 Number Cleared 421
 Percent Cleared 29.11 %

Group A Crimes per 100,000 population N/A

Arrest Overview

Total Arrests 1,121
 Adult Arrests 1,077
 Juvenile Arrests 44
 Unknown Age 0

Arrests per 100,000 population N/A

Average number offenses/incident 1.14

Domestic Violence Victims

| Offense | Total | Arrests |
|-------------------------|------------|------------|
| Murder | 0 | 0 |
| Aggravated Assault | 39 | 34 |
| Simple Assault | 154 | 113 |
| Intimidation | 25 | 4 |
| Stalking | 4 | 1 |
| Forcible Rape | 1 | 0 |
| Forcible Sodomy | 0 | 0 |
| Sexual Assault W/Object | 2 | 1 |
| Forcible Fondling | 3 | 0 |
| Incest | 1 | 0 |
| Statutory Rape | 1 | 0 |
| Kidnaping/Abduction | 0 | 0 |
| Total | 230 | 153 |

TIBRS Group B Arrests

| Offense | Adult | Juvenile |
|-----------------------|------------|----------|
| Bad Checks | 14 | 0 |
| Curfew/Vagrancy | 0 | 0 |
| Disorderly Conduct | 5 | 0 |
| DUI | 84 | 1 |
| Drunkenness | 15 | 0 |
| Family-Non Violent | 0 | 0 |
| Liquor Law Violations | 1 | 0 |
| Peeping Tom | 0 | 0 |
| Runaway | 0 | 1 |
| Trespass | 7 | 0 |
| All Other Offenses | 590 | 6 |
| Total Group B | 716 | 8 |

| TIBRS Group A Offenses | Offenses | | Arrests | |
|------------------------------------|--------------|------------|------------|-----------|
| | Reported | Cleared | Adult | Juvenile |
| Crimes Against Persons | | | | |
| Murder | 0 | 0 | 0 | 0 |
| Negligent Manslaughter | 0 | 0 | 0 | 0 |
| Kidnaping/Abduction | 1 | 1 | 2 | 0 |
| Forcible Rape | 5 | 1 | 1 | 0 |
| Forcible Sodomy | 0 | 0 | 0 | 0 |
| Sexual Assault W/Object | 5 | 1 | 1 | 0 |
| Forcible Fondling | 9 | 1 | 1 | 0 |
| Incest | 1 | 0 | 0 | 0 |
| Statutory Rape | 3 | 1 | 1 | 0 |
| Aggravated Assault | 93 | 65 | 62 | 4 |
| Simple Assault | 285 | 161 | 144 | 13 |
| Intimidation | 111 | 18 | 6 | 3 |
| Stalking | 7 | 3 | 3 | 0 |
| Crimes Against Property | | | | |
| Arson | 1 | 1 | 1 | 0 |
| Bribery | 0 | 0 | 0 | 0 |
| Burglary | 148 | 14 | 15 | 4 |
| Counterfeiting/Forgery | 7 | 2 | 2 | 0 |
| Destruction/Damage/Vandalism | 257 | 24 | 11 | 0 |
| Embezzlement | 3 | 3 | 3 | 0 |
| Extortion/Blackmail | 0 | 0 | 0 | 0 |
| Fraud - False Pretenses | 8 | 2 | 1 | 0 |
| Fraud - Credit Card/ATM | 7 | 0 | 0 | 0 |
| Fraud - Impersonation | 10 | 1 | 2 | 0 |
| Fraud - Welfare | 0 | 0 | 0 | 0 |
| Fraud - Wire | 1 | 0 | 0 | 0 |
| Motor Vehicle Theft | 85 | 18 | 22 | 0 |
| Robbery | 2 | 1 | 1 | 0 |
| Stolen Property Offenses | 0 | 0 | 0 | 0 |
| Theft - Pocket-picking | 1 | 0 | 0 | 0 |
| Theft - Purse Snatching | 0 | 0 | 0 | 0 |
| Theft - Shoplifting | 6 | 1 | 1 | 0 |
| Theft From Building | 100 | 10 | 8 | 1 |
| Theft From Coin Machine | 1 | 0 | 0 | 0 |
| Theft From Motor Vehicle | 36 | 4 | 3 | 0 |
| Theft of Motor Vehicle Parts | 27 | 5 | 7 | 0 |
| Theft - All Other Larceny | 152 | 12 | 16 | 0 |
| Crimes Against Society | | | | |
| Drug/Narcotic Violations | 47 | 44 | 40 | 11 |
| Drug/Narcotic Equipment Violations | 26 | 26 | 6 | 0 |
| Gambling - Betting/Wagering | 0 | 0 | 0 | 0 |
| Gambling - Operating/Promoting | 0 | 0 | 0 | 0 |
| Gambling - Equipment Violations | 0 | 0 | 0 | 0 |
| Gambling - Sports Tampering | 0 | 0 | 0 | 0 |
| Pornography/Obscene Material | 0 | 0 | 0 | 0 |
| Prostitution | 0 | 0 | 0 | 0 |
| Prostitution Assisting/Promoting | 0 | 0 | 0 | 0 |
| Weapon Law Violations | 1 | 1 | 1 | 0 |
| Total Group A Offenses | 1,446 | 421 | 361 | 36 |



Chester County Sheriff's Department - 2007

2006 Population Estimate N/A

Offense Overview

Offense Total 343
 Number Cleared 178
 Percent Cleared 51.90 %

Group A Crimes per 100,000 population N/A

Arrest Overview

Total Arrests 437
 Adult Arrests 419
 Juvenile Arrests 18
 Unknown Age 0

Arrests per 100,000 population N/A

Average number offenses/incident 1.15

Domestic Violence Victims

| Offense | Total | Arrests |
|-------------------------|-----------|-----------|
| Murder | 0 | 0 |
| Aggravated Assault | 10 | 6 |
| Simple Assault | 35 | 21 |
| Intimidation | 3 | 0 |
| Stalking | 0 | 0 |
| Forcible Rape | 0 | 0 |
| Forcible Sodomy | 0 | 0 |
| Sexual Assault W/Object | 0 | 0 |
| Forcible Fondling | 0 | 0 |
| Incest | 0 | 0 |
| Statutory Rape | 0 | 0 |
| Kidnaping/Abduction | 0 | 0 |
| Total | 48 | 27 |

TIBRS Group B Arrests

| Offense | Adult | Juvenile |
|-----------------------|------------|----------|
| Bad Checks | 126 | 0 |
| Curfew/Vagrancy | 0 | 0 |
| Disorderly Conduct | 0 | 1 |
| DUI | 15 | 0 |
| Drunkenness | 7 | 0 |
| Family-Non Violent | 0 | 0 |
| Liquor Law Violations | 0 | 3 |
| Peeping Tom | 0 | 0 |
| Runaway | 0 | 1 |
| Trespass | 1 | 0 |
| All Other Offenses | 174 | 1 |
| Total Group B | 323 | 6 |

| TIBRS Group A Offenses | Offenses | | Arrests | |
|------------------------------------|------------|------------|-----------|-----------|
| | Reported | Cleared | Adult | Juvenile |
| Crimes Against Persons | | | | |
| Murder | 0 | 0 | 0 | 0 |
| Negligent Manslaughter | 0 | 0 | 0 | 0 |
| Kidnaping/Abduction | 1 | 1 | 0 | 0 |
| Forcible Rape | 2 | 1 | 0 | 0 |
| Forcible Sodomy | 0 | 0 | 0 | 0 |
| Sexual Assault W/Object | 0 | 0 | 0 | 0 |
| Forcible Fondling | 1 | 0 | 0 | 0 |
| Incest | 0 | 0 | 0 | 0 |
| Statutory Rape | 1 | 1 | 1 | 0 |
| Aggravated Assault | 22 | 20 | 9 | 0 |
| Simple Assault | 64 | 45 | 27 | 1 |
| Intimidation | 15 | 5 | 1 | 0 |
| Stalking | 0 | 0 | 0 | 0 |
| Crimes Against Property | | | | |
| Arson | 0 | 0 | 0 | 0 |
| Bribery | 0 | 0 | 0 | 0 |
| Burglary | 33 | 7 | 4 | 2 |
| Counterfeiting/Forgery | 5 | 0 | 0 | 0 |
| Destruction/Damage/Vandalism | 37 | 9 | 1 | 3 |
| Embezzlement | 0 | 0 | 0 | 0 |
| Extortion/Blackmail | 0 | 0 | 0 | 0 |
| Fraud - False Pretenses | 1 | 0 | 0 | 0 |
| Fraud - Credit Card/ATM | 5 | 1 | 0 | 0 |
| Fraud - Impersonation | 2 | 2 | 0 | 0 |
| Fraud - Welfare | 0 | 0 | 0 | 0 |
| Fraud - Wire | 0 | 0 | 0 | 0 |
| Motor Vehicle Theft | 13 | 9 | 2 | 0 |
| Robbery | 1 | 1 | 2 | 0 |
| Stolen Property Offenses | 0 | 0 | 0 | 0 |
| Theft - Pocket-picking | 0 | 0 | 0 | 0 |
| Theft - Purse Snatching | 0 | 0 | 0 | 0 |
| Theft - Shoplifting | 1 | 0 | 0 | 0 |
| Theft From Building | 23 | 9 | 3 | 0 |
| Theft From Coin Machine | 0 | 0 | 0 | 0 |
| Theft From Motor Vehicle | 15 | 3 | 0 | 0 |
| Theft of Motor Vehicle Parts | 4 | 1 | 0 | 0 |
| Theft - All Other Larceny | 43 | 10 | 9 | 4 |
| Crimes Against Society | | | | |
| Drug/Narcotic Violations | 38 | 37 | 32 | 1 |
| Drug/Narcotic Equipment Violations | 10 | 10 | 2 | 0 |
| Gambling - Betting/Wagering | 0 | 0 | 0 | 0 |
| Gambling - Operating/Promoting | 0 | 0 | 0 | 0 |
| Gambling - Equipment Violations | 0 | 0 | 0 | 0 |
| Gambling - Sports Tampering | 0 | 0 | 0 | 0 |
| Pornography/Obscene Material | 0 | 0 | 0 | 0 |
| Prostitution | 0 | 0 | 0 | 0 |
| Prostitution Assisting/Promoting | 0 | 0 | 0 | 0 |
| Weapon Law Violations | 6 | 6 | 3 | 1 |
| Total Group A Offenses | 343 | 178 | 96 | 12 |



2006 Population Estimate N/A

Offense Overview

Offense Total 1,806
 Number Cleared 415
 Percent Cleared 22.98 %

Group A Crimes per 100,000 population N/A

Arrest Overview

Total Arrests 1,002
 Adult Arrests 976
 Juvenile Arrests 26
 Unknown Age 0

Arrests per 100,000 population N/A

Average number offenses/incident 1.15

Domestic Violence Victims

| Offense | Total | Arrests |
|-------------------------|------------|-----------|
| Murder | 0 | 0 |
| Aggravated Assault | 34 | 20 |
| Simple Assault | 120 | 57 |
| Intimidation | 62 | 5 |
| Stalking | 4 | 0 |
| Forcible Rape | 2 | 1 |
| Forcible Sodomy | 0 | 0 |
| Sexual Assault W/Object | 0 | 0 |
| Forcible Fondling | 0 | 0 |
| Incest | 0 | 0 |
| Statutory Rape | 1 | 1 |
| Kidnaping/Abduction | 0 | 0 |
| Total | 223 | 84 |

TIBRS Group B Arrests

| Offense | Adult | Juvenile |
|-----------------------|------------|-----------|
| Bad Checks | 73 | 2 |
| Curfew/Vagrancy | 0 | 0 |
| Disorderly Conduct | 24 | 2 |
| DUI | 40 | 0 |
| Drunkenness | 42 | 0 |
| Family-Non Violent | 1 | 0 |
| Liquor Law Violations | 7 | 0 |
| Peeping Tom | 0 | 0 |
| Runaway | 0 | 3 |
| Trespass | 5 | 0 |
| All Other Offenses | 495 | 3 |
| Total Group B | 687 | 10 |

| TIBRS Group A Offenses | Offenses | | Arrests | |
|------------------------------------|--------------|------------|------------|-----------|
| | Reported | Cleared | Adult | Juvenile |
| Crimes Against Persons | | | | |
| Murder | 0 | 0 | 0 | 0 |
| Negligent Manslaughter | 0 | 0 | 0 | 0 |
| Kidnaping/Abduction | 1 | 1 | 1 | 0 |
| Forcible Rape | 5 | 3 | 1 | 0 |
| Forcible Sodomy | 5 | 0 | 0 | 0 |
| Sexual Assault W/Object | 0 | 0 | 0 | 0 |
| Forcible Fondling | 2 | 0 | 0 | 0 |
| Incest | 0 | 0 | 0 | 0 |
| Statutory Rape | 4 | 3 | 2 | 0 |
| Aggravated Assault | 96 | 42 | 38 | 2 |
| Simple Assault | 218 | 82 | 64 | 5 |
| Intimidation | 247 | 22 | 11 | 0 |
| Stalking | 5 | 0 | 0 | 0 |
| Crimes Against Property | | | | |
| Arson | 9 | 2 | 2 | 0 |
| Bribery | 1 | 0 | 0 | 0 |
| Burglary | 294 | 18 | 16 | 1 |
| Counterfeiting/Forgery | 30 | 12 | 6 | 0 |
| Destruction/Damage/Vandalism | 253 | 49 | 18 | 1 |
| Embezzlement | 1 | 1 | 1 | 0 |
| Extortion/Blackmail | 0 | 0 | 0 | 0 |
| Fraud - False Pretenses | 34 | 12 | 0 | 0 |
| Fraud - Credit Card/ATM | 3 | 2 | 1 | 0 |
| Fraud - Impersonation | 9 | 2 | 2 | 0 |
| Fraud - Welfare | 0 | 0 | 0 | 0 |
| Fraud - Wire | 1 | 0 | 0 | 0 |
| Motor Vehicle Theft | 56 | 6 | 1 | 0 |
| Robbery | 7 | 3 | 3 | 1 |
| Stolen Property Offenses | 1 | 1 | 1 | 0 |
| Theft - Pocket-picking | 1 | 0 | 0 | 0 |
| Theft - Purse Snatching | 0 | 0 | 0 | 0 |
| Theft - Shoplifting | 8 | 4 | 4 | 0 |
| Theft From Building | 108 | 11 | 6 | 1 |
| Theft From Coin Machine | 1 | 0 | 0 | 0 |
| Theft From Motor Vehicle | 60 | 1 | 0 | 0 |
| Theft of Motor Vehicle Parts | 33 | 1 | 1 | 0 |
| Theft - All Other Larceny | 181 | 6 | 5 | 0 |
| Crimes Against Society | | | | |
| Drug/Narcotic Violations | 87 | 87 | 89 | 5 |
| Drug/Narcotic Equipment Violations | 29 | 28 | 8 | 0 |
| Gambling - Betting/Wagering | 0 | 0 | 0 | 0 |
| Gambling - Operating/Promoting | 0 | 0 | 0 | 0 |
| Gambling - Equipment Violations | 1 | 1 | 1 | 0 |
| Gambling - Sports Tampering | 0 | 0 | 0 | 0 |
| Pornography/Obscene Material | 0 | 0 | 0 | 0 |
| Prostitution | 0 | 0 | 0 | 0 |
| Prostitution Assisting/Promoting | 0 | 0 | 0 | 0 |
| Weapon Law Violations | 15 | 15 | 7 | 0 |
| Total Group A Offenses | 1,806 | 415 | 289 | 16 |



| | |
|---------------------------------|------------|
| 2006 Population Estimate | N/A |
| Offense Overview | |
| Offense Total | 233 |
| Number Cleared | 94 |
| Percent Cleared | 40.34 % |

Group A Crimes per 100,000 population N/A

| | |
|------------------------|-----|
| Arrest Overview | |
| Total Arrests | 217 |
| Adult Arrests | 217 |
| Juvenile Arrests | 0 |
| Unknown Age | 0 |

Arrests per 100,000 population N/A

Average number offenses/incident 1.18

| Domestic Violence Victims | | |
|----------------------------------|-----------|-----------|
| Offense | Total | Arrests |
| Murder | 0 | 0 |
| Aggravated Assault | 3 | 2 |
| Simple Assault | 20 | 19 |
| Intimidation | 0 | 0 |
| Stalking | 0 | 0 |
| Forcible Rape | 0 | 0 |
| Forcible Sodomy | 0 | 0 |
| Sexual Assault W/Object | 0 | 0 |
| Forcible Fondling | 0 | 0 |
| Incest | 0 | 0 |
| Statutory Rape | 0 | 0 |
| Kidnaping/Abduction | 0 | 0 |
| Total | 23 | 21 |

| TIBRS Group B Arrests | | |
|------------------------------|------------|----------|
| Offense | Adult | Juvenile |
| Bad Checks | 6 | 0 |
| Curfew/Vagrancy | 0 | 0 |
| Disorderly Conduct | 2 | 0 |
| DUI | 29 | 0 |
| Drunkenness | 18 | 0 |
| Family-Non Violent | 0 | 0 |
| Liquor Law Violations | 1 | 0 |
| Peeping Tom | 0 | 0 |
| Runaway | 0 | 0 |
| Trespass | 0 | 0 |
| All Other Offenses | 73 | 0 |
| Total Group B | 129 | 0 |

| TIBRS Group A Offenses | Offenses | | Arrests | |
|------------------------------------|-----------------|-----------|----------------|----------|
| | Reported | Cleared | Adult | Juvenile |
| Crimes Against Persons | | | | |
| Murder | 0 | 0 | 0 | 0 |
| Negligent Manslaughter | 0 | 0 | 0 | 0 |
| Kidnaping/Abduction | 0 | 0 | 0 | 0 |
| Forcible Rape | 0 | 0 | 0 | 0 |
| Forcible Sodomy | 0 | 0 | 0 | 0 |
| Sexual Assault W/Object | 0 | 0 | 0 | 0 |
| Forcible Fondling | 0 | 0 | 0 | 0 |
| Incest | 0 | 0 | 0 | 0 |
| Statutory Rape | 0 | 0 | 0 | 0 |
| Aggravated Assault | 4 | 3 | 4 | 0 |
| Simple Assault | 31 | 30 | 27 | 0 |
| Intimidation | 2 | 2 | 1 | 0 |
| Stalking | 0 | 0 | 1 | 0 |
| Crimes Against Property | | | | |
| Arson | 2 | 0 | 0 | 0 |
| Bribery | 0 | 0 | 0 | 0 |
| Burglary | 38 | 3 | 6 | 0 |
| Counterfeiting/Forgery | 5 | 2 | 3 | 0 |
| Destruction/Damage/Vandalism | 32 | 4 | 4 | 0 |
| Embezzlement | 0 | 0 | 0 | 0 |
| Extortion/Blackmail | 0 | 0 | 0 | 0 |
| Fraud - False Pretenses | 2 | 0 | 0 | 0 |
| Fraud - Credit Card/ATM | 1 | 0 | 0 | 0 |
| Fraud - Impersonation | 1 | 0 | 0 | 0 |
| Fraud - Welfare | 0 | 0 | 0 | 0 |
| Fraud - Wire | 0 | 0 | 0 | 0 |
| Motor Vehicle Theft | 10 | 2 | 1 | 0 |
| Robbery | 0 | 0 | 0 | 0 |
| Stolen Property Offenses | 0 | 0 | 0 | 0 |
| Theft - Pocket-picking | 0 | 0 | 0 | 0 |
| Theft - Purse Snatching | 0 | 0 | 0 | 0 |
| Theft - Shoplifting | 1 | 1 | 1 | 0 |
| Theft From Building | 6 | 0 | 0 | 0 |
| Theft From Coin Machine | 0 | 0 | 0 | 0 |
| Theft From Motor Vehicle | 8 | 1 | 1 | 0 |
| Theft of Motor Vehicle Parts | 1 | 0 | 0 | 0 |
| Theft - All Other Larceny | 48 | 7 | 9 | 0 |
| Crimes Against Society | | | | |
| Drug/Narcotic Violations | 25 | 24 | 26 | 0 |
| Drug/Narcotic Equipment Violations | 12 | 11 | 4 | 0 |
| Gambling - Betting/Wagering | 0 | 0 | 0 | 0 |
| Gambling - Operating/Promoting | 0 | 0 | 0 | 0 |
| Gambling - Equipment Violations | 0 | 0 | 0 | 0 |
| Gambling - Sports Tampering | 0 | 0 | 0 | 0 |
| Pornography/Obscene Material | 0 | 0 | 0 | 0 |
| Prostitution | 0 | 0 | 0 | 0 |
| Prostitution Assisting/Promoting | 0 | 0 | 0 | 0 |
| Weapon Law Violations | 4 | 4 | 0 | 0 |
| Total Group A Offenses | 233 | 94 | 88 | 0 |



Cocke County Sheriff's Department - 2007

2006 Population Estimate N/A

Offense Overview

Offense Total 1,484
 Number Cleared 333
 Percent Cleared 22.44 %

Group A Crimes per 100,000 population N/A

Arrest Overview

Total Arrests 761
 Adult Arrests 738
 Juvenile Arrests 23
 Unknown Age 0

Arrests per 100,000 population N/A

Average number offenses/incident 1.10

Domestic Violence Victims

| Offense | Total | Arrests |
|-------------------------|------------|-----------|
| Murder | 0 | 0 |
| Aggravated Assault | 32 | 17 |
| Simple Assault | 134 | 54 |
| Intimidation | 21 | 4 |
| Stalking | 0 | 0 |
| Forcible Rape | 2 | 1 |
| Forcible Sodomy | 0 | 0 |
| Sexual Assault W/Object | 0 | 0 |
| Forcible Fondling | 3 | 1 |
| Incest | 0 | 0 |
| Statutory Rape | 1 | 0 |
| Kidnaping/Abduction | 0 | 0 |
| Total | 193 | 77 |

TIBRS Group B Arrests

| Offense | Adult | Juvenile |
|-----------------------|------------|----------|
| Bad Checks | 0 | 0 |
| Curfew/Vagrancy | 0 | 0 |
| Disorderly Conduct | 10 | 1 |
| DUI | 88 | 1 |
| Drunkenness | 85 | 4 |
| Family-Non Violent | 4 | 0 |
| Liquor Law Violations | 7 | 0 |
| Peeping Tom | 0 | 0 |
| Runaway | 0 | 0 |
| Trespass | 5 | 1 |
| All Other Offenses | 264 | 0 |
| Total Group B | 463 | 7 |

| TIBRS Group A Offenses | Offenses | | Arrests | |
|------------------------------------|--------------|------------|------------|-----------|
| | Reported | Cleared | Adult | Juvenile |
| Crimes Against Persons | | | | |
| Murder | 2 | 1 | 1 | 0 |
| Negligent Manslaughter | 0 | 0 | 0 | 0 |
| Kidnaping/Abduction | 4 | 2 | 0 | 0 |
| Forcible Rape | 4 | 2 | 1 | 0 |
| Forcible Sodomy | 0 | 0 | 0 | 0 |
| Sexual Assault W/Object | 0 | 0 | 0 | 0 |
| Forcible Fondling | 5 | 3 | 2 | 0 |
| Incest | 0 | 0 | 0 | 0 |
| Statutory Rape | 2 | 0 | 0 | 0 |
| Aggravated Assault | 86 | 46 | 34 | 0 |
| Simple Assault | 234 | 83 | 73 | 1 |
| Intimidation | 60 | 13 | 8 | 0 |
| Stalking | 1 | 1 | 1 | 0 |
| Crimes Against Property | | | | |
| Arson | 7 | 0 | 0 | 0 |
| Bribery | 0 | 0 | 0 | 0 |
| Burglary | 296 | 21 | 24 | 4 |
| Counterfeiting/Forgery | 1 | 0 | 0 | 0 |
| Destruction/Damage/Vandalism | 178 | 19 | 14 | 3 |
| Embezzlement | 1 | 1 | 1 | 0 |
| Extortion/Blackmail | 0 | 0 | 0 | 0 |
| Fraud - False Pretenses | 31 | 4 | 4 | 0 |
| Fraud - Credit Card/ATM | 20 | 0 | 0 | 0 |
| Fraud - Impersonation | 6 | 4 | 4 | 0 |
| Fraud - Welfare | 2 | 2 | 1 | 0 |
| Fraud - Wire | 1 | 0 | 0 | 0 |
| Motor Vehicle Theft | 81 | 10 | 6 | 1 |
| Robbery | 8 | 2 | 2 | 0 |
| Stolen Property Offenses | 0 | 0 | 0 | 0 |
| Theft - Pocket-picking | 5 | 0 | 0 | 0 |
| Theft - Purse Snatching | 1 | 0 | 0 | 0 |
| Theft - Shoplifting | 1 | 0 | 0 | 0 |
| Theft From Building | 102 | 7 | 7 | 1 |
| Theft From Coin Machine | 1 | 0 | 0 | 0 |
| Theft From Motor Vehicle | 94 | 3 | 1 | 0 |
| Theft of Motor Vehicle Parts | 3 | 0 | 0 | 0 |
| Theft - All Other Larceny | 138 | 5 | 8 | 0 |
| Crimes Against Society | | | | |
| Drug/Narcotic Violations | 72 | 69 | 65 | 3 |
| Drug/Narcotic Equipment Violations | 26 | 25 | 10 | 2 |
| Gambling - Betting/Wagering | 0 | 0 | 0 | 0 |
| Gambling - Operating/Promoting | 2 | 2 | 3 | 0 |
| Gambling - Equipment Violations | 0 | 0 | 0 | 0 |
| Gambling - Sports Tampering | 0 | 0 | 0 | 0 |
| Pornography/Obscene Material | 0 | 0 | 0 | 0 |
| Prostitution | 0 | 0 | 0 | 0 |
| Prostitution Assisting/Promoting | 0 | 0 | 0 | 0 |
| Weapon Law Violations | 9 | 8 | 5 | 1 |
| Total Group A Offenses | 1,484 | 333 | 275 | 16 |



Coffee County Sheriff's Department - 2007

2006 Population Estimate N/A

Offense Overview

Offense Total 1,154
 Number Cleared 233
 Percent Cleared 20.19 %

Group A Crimes per 100,000 population N/A

Arrest Overview

Total Arrests 460
 Adult Arrests 440
 Juvenile Arrests 20
 Unknown Age 0

Arrests per 100,000 population N/A

Average number offenses/incident 1.03

Domestic Violence Victims

| Offense | Total | Arrests |
|-------------------------|------------|-----------|
| Murder | 0 | 0 |
| Aggravated Assault | 14 | 5 |
| Simple Assault | 131 | 67 |
| Intimidation | 15 | 0 |
| Stalking | 0 | 0 |
| Forcible Rape | 0 | 0 |
| Forcible Sodomy | 0 | 0 |
| Sexual Assault W/Object | 0 | 0 |
| Forcible Fondling | 1 | 0 |
| Incest | 0 | 0 |
| Statutory Rape | 0 | 0 |
| Kidnaping/Abduction | 0 | 0 |
| Total | 161 | 72 |

TIBRS Group B Arrests

| Offense | Adult | Juvenile |
|-----------------------|------------|----------|
| Bad Checks | 0 | 0 |
| Curfew/Vagrancy | 0 | 0 |
| Disorderly Conduct | 13 | 0 |
| DUI | 80 | 1 |
| Drunkenness | 104 | 0 |
| Family-Non Violent | 0 | 0 |
| Liquor Law Violations | 6 | 4 |
| Peeping Tom | 0 | 0 |
| Runaway | 0 | 4 |
| Trespass | 1 | 0 |
| All Other Offenses | 16 | 0 |
| Total Group B | 220 | 9 |

| TIBRS Group A Offenses | Offenses | | Arrests | |
|------------------------------------|--------------|------------|------------|-----------|
| | Reported | Cleared | Adult | Juvenile |
| Crimes Against Persons | | | | |
| Murder | 0 | 0 | 0 | 0 |
| Negligent Manslaughter | 0 | 0 | 0 | 0 |
| Kidnaping/Abduction | 0 | 0 | 0 | 0 |
| Forcible Rape | 0 | 0 | 0 | 0 |
| Forcible Sodomy | 1 | 0 | 0 | 0 |
| Sexual Assault W/Object | 0 | 0 | 0 | 0 |
| Forcible Fondling | 1 | 0 | 0 | 0 |
| Incest | 0 | 0 | 0 | 0 |
| Statutory Rape | 0 | 0 | 0 | 0 |
| Aggravated Assault | 52 | 17 | 15 | 2 |
| Simple Assault | 257 | 76 | 72 | 4 |
| Intimidation | 82 | 3 | 2 | 0 |
| Stalking | 0 | 0 | 0 | 0 |
| Crimes Against Property | | | | |
| Arson | 0 | 0 | 0 | 0 |
| Bribery | 0 | 0 | 0 | 0 |
| Burglary | 59 | 0 | 0 | 0 |
| Counterfeiting/Forgery | 0 | 0 | 0 | 0 |
| Destruction/Damage/Vandalism | 131 | 3 | 3 | 0 |
| Embezzlement | 1 | 0 | 0 | 0 |
| Extortion/Blackmail | 0 | 0 | 0 | 0 |
| Fraud - False Pretenses | 3 | 0 | 0 | 0 |
| Fraud - Credit Card/ATM | 1 | 0 | 0 | 0 |
| Fraud - Impersonation | 1 | 0 | 0 | 0 |
| Fraud - Welfare | 0 | 0 | 0 | 0 |
| Fraud - Wire | 0 | 0 | 0 | 0 |
| Motor Vehicle Theft | 44 | 5 | 6 | 0 |
| Robbery | 3 | 0 | 0 | 0 |
| Stolen Property Offenses | 0 | 0 | 0 | 0 |
| Theft - Pocket-picking | 1 | 0 | 0 | 0 |
| Theft - Purse Snatching | 0 | 0 | 0 | 0 |
| Theft - Shoplifting | 1 | 1 | 1 | 0 |
| Theft From Building | 133 | 2 | 2 | 0 |
| Theft From Coin Machine | 0 | 0 | 0 | 0 |
| Theft From Motor Vehicle | 62 | 0 | 0 | 0 |
| Theft of Motor Vehicle Parts | 15 | 0 | 0 | 0 |
| Theft - All Other Larceny | 181 | 2 | 2 | 0 |
| Crimes Against Society | | | | |
| Drug/Narcotic Violations | 108 | 108 | 109 | 4 |
| Drug/Narcotic Equipment Violations | 14 | 13 | 7 | 1 |
| Gambling - Betting/Wagering | 0 | 0 | 0 | 0 |
| Gambling - Operating/Promoting | 0 | 0 | 0 | 0 |
| Gambling - Equipment Violations | 0 | 0 | 0 | 0 |
| Gambling - Sports Tampering | 0 | 0 | 0 | 0 |
| Pornography/Obscene Material | 0 | 0 | 0 | 0 |
| Prostitution | 0 | 0 | 0 | 0 |
| Prostitution Assisting/Promoting | 0 | 0 | 0 | 0 |
| Weapon Law Violations | 3 | 3 | 1 | 0 |
| Total Group A Offenses | 1,154 | 233 | 220 | 11 |



Crockett County Sheriff's Department - 2007

2006 Population Estimate N/A

Offense Overview

Offense Total 336
 Number Cleared 121
 Percent Cleared 36.01 %

Group A Crimes per 100,000 population N/A

Arrest Overview

Total Arrests 440
 Adult Arrests 407
 Juvenile Arrests 33
 Unknown Age 0

Arrests per 100,000 population N/A

Average number offenses/incident 1.08

Domestic Violence Victims

| Offense | Total | Arrests |
|-------------------------|-----------|-----------|
| Murder | 0 | 0 |
| Aggravated Assault | 5 | 5 |
| Simple Assault | 21 | 21 |
| Intimidation | 1 | 1 |
| Stalking | 1 | 1 |
| Forcible Rape | 0 | 0 |
| Forcible Sodomy | 0 | 0 |
| Sexual Assault W/Object | 0 | 0 |
| Forcible Fondling | 2 | 2 |
| Incest | 0 | 0 |
| Statutory Rape | 0 | 0 |
| Kidnaping/Abduction | 0 | 0 |
| Total | 30 | 30 |

TIBRS Group B Arrests

| Offense | Adult | Juvenile |
|-----------------------|------------|-----------|
| Bad Checks | 66 | 1 |
| Curfew/Vagrancy | 0 | 0 |
| Disorderly Conduct | 8 | 1 |
| DUI | 28 | 0 |
| Drunkenness | 7 | 0 |
| Family-Non Violent | 6 | 1 |
| Liquor Law Violations | 0 | 0 |
| Peeping Tom | 0 | 0 |
| Runaway | 0 | 0 |
| Trespass | 10 | 1 |
| All Other Offenses | 180 | 10 |
| Total Group B | 305 | 14 |

| TIBRS Group A Offenses | Offenses | | Arrests | |
|------------------------------------|------------|------------|------------|-----------|
| | Reported | Cleared | Adult | Juvenile |
| Crimes Against Persons | | | | |
| Murder | 0 | 0 | 0 | 0 |
| Negligent Manslaughter | 0 | 0 | 0 | 0 |
| Kidnaping/Abduction | 0 | 0 | 0 | 0 |
| Forcible Rape | 4 | 2 | 2 | 0 |
| Forcible Sodomy | 0 | 0 | 0 | 0 |
| Sexual Assault W/Object | 0 | 0 | 0 | 0 |
| Forcible Fondling | 5 | 4 | 4 | 0 |
| Incest | 0 | 0 | 0 | 0 |
| Statutory Rape | 0 | 0 | 0 | 0 |
| Aggravated Assault | 7 | 7 | 7 | 0 |
| Simple Assault | 52 | 37 | 29 | 7 |
| Intimidation | 42 | 10 | 8 | 2 |
| Stalking | 3 | 3 | 3 | 0 |
| Crimes Against Property | | | | |
| Arson | 0 | 0 | 0 | 0 |
| Bribery | 1 | 0 | 0 | 0 |
| Burglary | 23 | 3 | 5 | 1 |
| Counterfeiting/Forgery | 10 | 9 | 11 | 0 |
| Destruction/Damage/Vandalism | 51 | 8 | 4 | 4 |
| Embezzlement | 0 | 0 | 0 | 0 |
| Extortion/Blackmail | 0 | 0 | 0 | 0 |
| Fraud - False Pretenses | 17 | 7 | 3 | 0 |
| Fraud - Credit Card/ATM | 1 | 0 | 0 | 0 |
| Fraud - Impersonation | 1 | 1 | 0 | 0 |
| Fraud - Welfare | 0 | 0 | 0 | 0 |
| Fraud - Wire | 0 | 0 | 0 | 0 |
| Motor Vehicle Theft | 20 | 3 | 3 | 0 |
| Robbery | 2 | 1 | 1 | 0 |
| Stolen Property Offenses | 0 | 0 | 0 | 0 |
| Theft - Pocket-picking | 0 | 0 | 0 | 0 |
| Theft - Purse Snatching | 0 | 0 | 0 | 0 |
| Theft - Shoplifting | 0 | 0 | 0 | 0 |
| Theft From Building | 29 | 3 | 2 | 0 |
| Theft From Coin Machine | 0 | 0 | 0 | 0 |
| Theft From Motor Vehicle | 10 | 1 | 2 | 1 |
| Theft of Motor Vehicle Parts | 8 | 0 | 0 | 0 |
| Theft - All Other Larceny | 34 | 6 | 6 | 4 |
| Crimes Against Society | | | | |
| Drug/Narcotic Violations | 5 | 5 | 5 | 0 |
| Drug/Narcotic Equipment Violations | 8 | 8 | 6 | 0 |
| Gambling - Betting/Wagering | 1 | 1 | 0 | 0 |
| Gambling - Operating/Promoting | 0 | 0 | 0 | 0 |
| Gambling - Equipment Violations | 0 | 0 | 0 | 0 |
| Gambling - Sports Tampering | 0 | 0 | 0 | 0 |
| Pornography/Obscene Material | 0 | 0 | 0 | 0 |
| Prostitution | 0 | 0 | 0 | 0 |
| Prostitution Assisting/Promoting | 0 | 0 | 0 | 0 |
| Weapon Law Violations | 2 | 2 | 1 | 0 |
| Total Group A Offenses | 336 | 121 | 102 | 19 |



Cumberland County Sheriffs Department - 2007

2006 Population Estimate N/A

Offense Overview

Offense Total 2,039
Number Cleared 585
Percent Cleared 28.69 %

Group A Crimes per 100,000 population N/A

Arrest Overview

Total Arrests 1,692
Adult Arrests 1,667
Juvenile Arrests 25
Unknown Age 0

Arrests per 100,000 population N/A

Average number offenses/incident 1.10

Domestic Violence Victims

| Offense | Total | Arrests |
|-------------------------|------------|------------|
| Murder | 0 | 0 |
| Aggravated Assault | 26 | 21 |
| Simple Assault | 129 | 122 |
| Intimidation | 5 | 0 |
| Stalking | 0 | 0 |
| Forcible Rape | 1 | 1 |
| Forcible Sodomy | 0 | 0 |
| Sexual Assault W/Object | 0 | 0 |
| Forcible Fondling | 1 | 1 |
| Incest | 0 | 0 |
| Statutory Rape | 1 | 1 |
| Kidnaping/Abduction | 2 | 2 |
| Total | 165 | 148 |

TIBRS Group B Arrests

| Offense | Adult | Juvenile |
|-----------------------|--------------|-----------|
| Bad Checks | 118 | 0 |
| Curfew/Vagrancy | 0 | 0 |
| Disorderly Conduct | 16 | 2 |
| DUI | 122 | 1 |
| Drunkenness | 66 | 0 |
| Family-Non Violent | 17 | 0 |
| Liquor Law Violations | 11 | 0 |
| Peeping Tom | 0 | 0 |
| Runaway | 0 | 11 |
| Trespass | 29 | 0 |
| All Other Offenses | 886 | 1 |
| Total Group B | 1,265 | 15 |

| TIBRS Group A Offenses | Offenses | | Arrests | |
|------------------------------------|--------------|------------|------------|-----------|
| | Reported | Cleared | Adult | Juvenile |
| Crimes Against Persons | | | | |
| Murder | 1 | 1 | 1 | 0 |
| Negligent Manslaughter | 0 | 0 | 0 | 0 |
| Kidnaping/Abduction | 3 | 3 | 3 | 0 |
| Forcible Rape | 4 | 2 | 0 | 1 |
| Forcible Sodomy | 1 | 1 | 1 | 0 |
| Sexual Assault W/Object | 0 | 0 | 0 | 0 |
| Forcible Fondling | 5 | 1 | 1 | 0 |
| Incest | 0 | 0 | 0 | 0 |
| Statutory Rape | 3 | 2 | 2 | 0 |
| Aggravated Assault | 68 | 47 | 37 | 1 |
| Simple Assault | 188 | 157 | 139 | 3 |
| Intimidation | 78 | 17 | 4 | 0 |
| Stalking | 1 | 0 | 0 | 0 |
| Crimes Against Property | | | | |
| Arson | 12 | 1 | 1 | 0 |
| Bribery | 0 | 0 | 0 | 0 |
| Burglary | 387 | 27 | 10 | 2 |
| Counterfeiting/Forgery | 17 | 7 | 7 | 0 |
| Destruction/Damage/Vandalism | 313 | 31 | 18 | 0 |
| Embezzlement | 3 | 1 | 0 | 0 |
| Extortion/Blackmail | 0 | 0 | 0 | 0 |
| Fraud - False Pretenses | 14 | 3 | 0 | 0 |
| Fraud - Credit Card/ATM | 0 | 0 | 0 | 0 |
| Fraud - Impersonation | 7 | 7 | 6 | 0 |
| Fraud - Welfare | 0 | 0 | 0 | 0 |
| Fraud - Wire | 0 | 0 | 0 | 0 |
| Motor Vehicle Theft | 101 | 28 | 12 | 0 |
| Robbery | 5 | 1 | 1 | 0 |
| Stolen Property Offenses | 3 | 3 | 1 | 0 |
| Theft - Pocket-picking | 0 | 0 | 0 | 0 |
| Theft - Purse Snatching | 0 | 0 | 0 | 0 |
| Theft - Shoplifting | 13 | 8 | 8 | 0 |
| Theft From Building | 155 | 21 | 1 | 0 |
| Theft From Coin Machine | 8 | 0 | 0 | 0 |
| Theft From Motor Vehicle | 139 | 13 | 6 | 0 |
| Theft of Motor Vehicle Parts | 12 | 1 | 0 | 0 |
| Theft - All Other Larceny | 298 | 17 | 8 | 2 |
| Crimes Against Society | | | | |
| Drug/Narcotic Violations | 115 | 107 | 104 | 1 |
| Drug/Narcotic Equipment Violations | 71 | 64 | 22 | 0 |
| Gambling - Betting/Wagering | 0 | 0 | 0 | 0 |
| Gambling - Operating/Promoting | 0 | 0 | 0 | 0 |
| Gambling - Equipment Violations | 0 | 0 | 0 | 0 |
| Gambling - Sports Tampering | 0 | 0 | 0 | 0 |
| Pornography/Obscene Material | 0 | 0 | 0 | 0 |
| Prostitution | 1 | 1 | 1 | 0 |
| Prostitution Assisting/Promoting | 0 | 0 | 0 | 0 |
| Weapon Law Violations | 13 | 13 | 8 | 0 |
| Total Group A Offenses | 2,039 | 585 | 402 | 10 |



| | |
|---------------------------------|------------|
| 2006 Population Estimate | N/A |
| Offense Overview | |
| Offense Total | 374 |
| Number Cleared | 94 |
| Percent Cleared | 25.13 % |

Group A Crimes per 100,000 population N/A

| | |
|------------------------|-----|
| Arrest Overview | |
| Total Arrests | 212 |
| Adult Arrests | 208 |
| Juvenile Arrests | 4 |
| Unknown Age | 0 |

Arrests per 100,000 population N/A

Average number offenses/incident 1.12

| Domestic Violence Victims | | |
|----------------------------------|-----------|-----------|
| Offense | Total | Arrests |
| Murder | 0 | 0 |
| Aggravated Assault | 13 | 10 |
| Simple Assault | 14 | 9 |
| Intimidation | 3 | 0 |
| Stalking | 0 | 0 |
| Forcible Rape | 2 | 0 |
| Forcible Sodomy | 0 | 0 |
| Sexual Assault W/Object | 0 | 0 |
| Forcible Fondling | 2 | 3 |
| Incest | 0 | 0 |
| Statutory Rape | 1 | 1 |
| Kidnaping/Abduction | 1 | 0 |
| Total | 36 | 23 |

| TIBRS Group B Arrests | | |
|------------------------------|------------|----------|
| Offense | Adult | Juvenile |
| Bad Checks | 20 | 0 |
| Curfew/Vagrancy | 0 | 0 |
| Disorderly Conduct | 8 | 0 |
| DUI | 16 | 1 |
| Drunkenness | 11 | 0 |
| Family-Non Violent | 0 | 0 |
| Liquor Law Violations | 2 | 0 |
| Peeping Tom | 0 | 0 |
| Runaway | 0 | 0 |
| Trespass | 1 | 0 |
| All Other Offenses | 92 | 1 |
| Total Group B | 150 | 2 |

| TIBRS Group A Offenses | Offenses | | Arrests | |
|------------------------------------|-----------------|-----------|----------------|----------|
| | Reported | Cleared | Adult | Juvenile |
| Crimes Against Persons | | | | |
| Murder | 0 | 0 | 0 | 0 |
| Negligent Manslaughter | 0 | 0 | 0 | 0 |
| Kidnaping/Abduction | 1 | 1 | 0 | 0 |
| Forcible Rape | 5 | 0 | 0 | 0 |
| Forcible Sodomy | 0 | 0 | 0 | 0 |
| Sexual Assault W/Object | 0 | 0 | 0 | 0 |
| Forcible Fondling | 2 | 1 | 0 | 0 |
| Incest | 0 | 0 | 0 | 0 |
| Statutory Rape | 2 | 2 | 1 | 0 |
| Aggravated Assault | 31 | 23 | 19 | 0 |
| Simple Assault | 26 | 13 | 6 | 0 |
| Intimidation | 17 | 3 | 3 | 0 |
| Stalking | 0 | 0 | 0 | 0 |
| Crimes Against Property | | | | |
| Arson | 1 | 0 | 0 | 0 |
| Bribery | 0 | 0 | 0 | 0 |
| Burglary | 54 | 5 | 2 | 0 |
| Counterfeiting/Forgery | 6 | 1 | 1 | 0 |
| Destruction/Damage/Vandalism | 52 | 8 | 4 | 0 |
| Embezzlement | 2 | 1 | 1 | 0 |
| Extortion/Blackmail | 0 | 0 | 0 | 0 |
| Fraud - False Pretenses | 7 | 1 | 0 | 0 |
| Fraud - Credit Card/ATM | 4 | 0 | 0 | 0 |
| Fraud - Impersonation | 3 | 0 | 0 | 0 |
| Fraud - Welfare | 0 | 0 | 0 | 0 |
| Fraud - Wire | 0 | 0 | 0 | 0 |
| Motor Vehicle Theft | 25 | 2 | 1 | 1 |
| Robbery | 0 | 0 | 0 | 0 |
| Stolen Property Offenses | 0 | 0 | 0 | 0 |
| Theft - Pocket-picking | 1 | 0 | 0 | 0 |
| Theft - Purse Snatching | 0 | 0 | 0 | 0 |
| Theft - Shoplifting | 2 | 2 | 2 | 0 |
| Theft From Building | 12 | 2 | 1 | 0 |
| Theft From Coin Machine | 0 | 0 | 0 | 0 |
| Theft From Motor Vehicle | 22 | 4 | 3 | 0 |
| Theft of Motor Vehicle Parts | 14 | 1 | 1 | 0 |
| Theft - All Other Larceny | 61 | 4 | 2 | 0 |
| Crimes Against Society | | | | |
| Drug/Narcotic Violations | 15 | 12 | 5 | 1 |
| Drug/Narcotic Equipment Violations | 6 | 6 | 4 | 0 |
| Gambling - Betting/Wagering | 0 | 0 | 0 | 0 |
| Gambling - Operating/Promoting | 0 | 0 | 0 | 0 |
| Gambling - Equipment Violations | 0 | 0 | 0 | 0 |
| Gambling - Sports Tampering | 0 | 0 | 0 | 0 |
| Pornography/Obscene Material | 0 | 0 | 0 | 0 |
| Prostitution | 0 | 0 | 0 | 0 |
| Prostitution Assisting/Promoting | 0 | 0 | 0 | 0 |
| Weapon Law Violations | 3 | 2 | 2 | 0 |
| Total Group A Offenses | 374 | 94 | 58 | 2 |



2006 Population Estimate N/A

Offense Overview

Offense Total 909
Number Cleared 525
Percent Cleared 57.76 %

Group A Crimes per 100,000 population N/A

Arrest Overview

Total Arrests 1,276
Adult Arrests 1,205
Juvenile Arrests 71
Unknown Age 0

Arrests per 100,000 population N/A

Average number offenses/incident 1.23

Domestic Violence Victims

| Offense | Total | Arrests |
|-------------------------|-----------|-----------|
| Murder | 0 | 0 |
| Aggravated Assault | 7 | 4 |
| Simple Assault | 30 | 26 |
| Intimidation | 5 | 2 |
| Stalking | 1 | 1 |
| Forcible Rape | 0 | 0 |
| Forcible Sodomy | 0 | 0 |
| Sexual Assault W/Object | 0 | 0 |
| Forcible Fondling | 0 | 0 |
| Incest | 0 | 0 |
| Statutory Rape | 3 | 3 |
| Kidnaping/Abduction | 1 | 0 |
| Total | 47 | 36 |

TIBRS Group B Arrests

| Offense | Adult | Juvenile |
|-----------------------|------------|-----------|
| Bad Checks | 187 | 0 |
| Curfew/Vagrancy | 0 | 0 |
| Disorderly Conduct | 3 | 8 |
| DUI | 55 | 0 |
| Drunkenness | 22 | 0 |
| Family-Non Violent | 2 | 0 |
| Liquor Law Violations | 6 | 0 |
| Peeping Tom | 0 | 0 |
| Runaway | 0 | 5 |
| Trespass | 13 | 3 |
| All Other Offenses | 530 | 31 |
| Total Group B | 818 | 47 |

| TIBRS Group A Offenses | Offenses | | Arrests | |
|------------------------------------|------------|------------|------------|-----------|
| | Reported | Cleared | Adult | Juvenile |
| Crimes Against Persons | | | | |
| Murder | 0 | 0 | 0 | 0 |
| Negligent Manslaughter | 0 | 0 | 0 | 0 |
| Kidnaping/Abduction | 2 | 2 | 1 | 0 |
| Forcible Rape | 0 | 0 | 0 | 0 |
| Forcible Sodomy | 0 | 0 | 0 | 0 |
| Sexual Assault W/Object | 0 | 0 | 0 | 0 |
| Forcible Fondling | 5 | 1 | 0 | 0 |
| Incest | 0 | 0 | 0 | 0 |
| Statutory Rape | 7 | 6 | 5 | 0 |
| Aggravated Assault | 32 | 24 | 15 | 1 |
| Simple Assault | 90 | 71 | 68 | 13 |
| Intimidation | 29 | 10 | 4 | 1 |
| Stalking | 1 | 1 | 1 | 0 |
| Crimes Against Property | | | | |
| Arson | 2 | 1 | 2 | 0 |
| Bribery | 0 | 0 | 0 | 0 |
| Burglary | 131 | 29 | 56 | 0 |
| Counterfeiting/Forgery | 54 | 48 | 22 | 0 |
| Destruction/Damage/Vandalism | 72 | 19 | 11 | 1 |
| Embezzlement | 0 | 0 | 0 | 0 |
| Extortion/Blackmail | 0 | 0 | 0 | 0 |
| Fraud - False Pretenses | 55 | 48 | 0 | 0 |
| Fraud - Credit Card/ATM | 17 | 14 | 2 | 0 |
| Fraud - Impersonation | 7 | 5 | 2 | 0 |
| Fraud - Welfare | 0 | 0 | 0 | 0 |
| Fraud - Wire | 3 | 0 | 0 | 0 |
| Motor Vehicle Theft | 45 | 24 | 17 | 1 |
| Robbery | 1 | 1 | 2 | 0 |
| Stolen Property Offenses | 2 | 2 | 2 | 0 |
| Theft - Pocket-picking | 0 | 0 | 0 | 0 |
| Theft - Purse Snatching | 0 | 0 | 0 | 0 |
| Theft - Shoplifting | 1 | 1 | 1 | 0 |
| Theft From Building | 4 | 2 | 2 | 0 |
| Theft From Coin Machine | 2 | 2 | 0 | 0 |
| Theft From Motor Vehicle | 23 | 2 | 2 | 0 |
| Theft of Motor Vehicle Parts | 13 | 2 | 0 | 0 |
| Theft - All Other Larceny | 151 | 50 | 53 | 4 |
| Crimes Against Society | | | | |
| Drug/Narcotic Violations | 111 | 111 | 107 | 3 |
| Drug/Narcotic Equipment Violations | 49 | 49 | 12 | 0 |
| Gambling - Betting/Wagering | 0 | 0 | 0 | 0 |
| Gambling - Operating/Promoting | 0 | 0 | 0 | 0 |
| Gambling - Equipment Violations | 0 | 0 | 0 | 0 |
| Gambling - Sports Tampering | 0 | 0 | 0 | 0 |
| Pornography/Obscene Material | 0 | 0 | 0 | 0 |
| Prostitution | 0 | 0 | 0 | 0 |
| Prostitution Assisting/Promoting | 0 | 0 | 0 | 0 |
| Weapon Law Violations | 0 | 0 | 0 | 0 |
| Total Group A Offenses | 909 | 525 | 387 | 24 |



2006 Population Estimate **N/A**

Offense Overview

Offense Total 2,205
 Number Cleared 933
 Percent Cleared 42.31 %

Group A Crimes per 100,000 population N/A

Arrest Overview

Total Arrests 2,043
 Adult Arrests 1,928
 Juvenile Arrests 115
 Unknown Age 0

Arrests per 100,000 population N/A

Average number offenses/incident 1.12

Domestic Violence Victims

| Offense | Total | Arrests |
|-------------------------|------------|------------|
| Murder | 0 | 0 |
| Aggravated Assault | 48 | 32 |
| Simple Assault | 256 | 148 |
| Intimidation | 189 | 21 |
| Stalking | 3 | 0 |
| Forcible Rape | 8 | 2 |
| Forcible Sodomy | 1 | 0 |
| Sexual Assault W/Object | 2 | 0 |
| Forcible Fondling | 16 | 2 |
| Incest | 0 | 0 |
| Statutory Rape | 0 | 0 |
| Kidnaping/Abduction | 6 | 5 |
| Total | 529 | 210 |

TIBRS Group B Arrests

| Offense | Adult | Juvenile |
|-----------------------|--------------|-----------|
| Bad Checks | 325 | 0 |
| Curfew/Vagrancy | 0 | 3 |
| Disorderly Conduct | 5 | 3 |
| DUI | 78 | 0 |
| Drunkenness | 23 | 2 |
| Family-Non Violent | 5 | 0 |
| Liquor Law Violations | 14 | 1 |
| Peeping Tom | 0 | 0 |
| Runaway | 0 | 43 |
| Trespass | 8 | 0 |
| All Other Offenses | 953 | 23 |
| Total Group B | 1,411 | 75 |

| TIBRS Group A Offenses | Offenses | | Arrests | |
|------------------------------------|--------------|------------|------------|-----------|
| | Reported | Cleared | Adult | Juvenile |
| Crimes Against Persons | | | | |
| Murder | 0 | 0 | 1 | 0 |
| Negligent Manslaughter | 0 | 0 | 0 | 0 |
| Kidnaping/Abduction | 8 | 7 | 6 | 0 |
| Forcible Rape | 15 | 6 | 3 | 0 |
| Forcible Sodomy | 2 | 1 | 0 | 0 |
| Sexual Assault W/Object | 2 | 0 | 1 | 0 |
| Forcible Fondling | 32 | 3 | 2 | 0 |
| Incest | 0 | 0 | 0 | 0 |
| Statutory Rape | 4 | 1 | 3 | 0 |
| Aggravated Assault | 106 | 81 | 49 | 5 |
| Simple Assault | 436 | 315 | 186 | 13 |
| Intimidation | 310 | 167 | 26 | 2 |
| Stalking | 5 | 0 | 0 | 0 |
| Crimes Against Property | | | | |
| Arson | 11 | 3 | 3 | 0 |
| Bribery | 0 | 0 | 0 | 0 |
| Burglary | 263 | 49 | 43 | 0 |
| Counterfeiting/Forgery | 27 | 15 | 8 | 0 |
| Destruction/Damage/Vandalism | 281 | 46 | 6 | 6 |
| Embezzlement | 2 | 0 | 0 | 0 |
| Extortion/Blackmail | 0 | 0 | 0 | 0 |
| Fraud - False Pretenses | 44 | 23 | 18 | 0 |
| Fraud - Credit Card/ATM | 13 | 3 | 1 | 0 |
| Fraud - Impersonation | 32 | 9 | 5 | 2 |
| Fraud - Welfare | 0 | 0 | 0 | 0 |
| Fraud - Wire | 10 | 0 | 0 | 0 |
| Motor Vehicle Theft | 93 | 35 | 12 | 2 |
| Robbery | 4 | 0 | 0 | 0 |
| Stolen Property Offenses | 6 | 1 | 1 | 0 |
| Theft - Pocket-picking | 1 | 0 | 0 | 0 |
| Theft - Purse Snatching | 3 | 0 | 0 | 0 |
| Theft - Shoplifting | 3 | 3 | 1 | 4 |
| Theft From Building | 54 | 14 | 7 | 1 |
| Theft From Coin Machine | 7 | 6 | 7 | 0 |
| Theft From Motor Vehicle | 71 | 10 | 0 | 0 |
| Theft of Motor Vehicle Parts | 32 | 4 | 2 | 0 |
| Theft - All Other Larceny | 263 | 73 | 78 | 1 |
| Crimes Against Society | | | | |
| Drug/Narcotic Violations | 38 | 34 | 34 | 3 |
| Drug/Narcotic Equipment Violations | 18 | 17 | 8 | 1 |
| Gambling - Betting/Wagering | 0 | 0 | 0 | 0 |
| Gambling - Operating/Promoting | 0 | 0 | 0 | 0 |
| Gambling - Equipment Violations | 0 | 0 | 0 | 0 |
| Gambling - Sports Tampering | 0 | 0 | 0 | 0 |
| Pornography/Obscene Material | 2 | 0 | 0 | 0 |
| Prostitution | 0 | 0 | 0 | 0 |
| Prostitution Assisting/Promoting | 0 | 0 | 0 | 0 |
| Weapon Law Violations | 7 | 7 | 6 | 0 |
| Total Group A Offenses | 2,205 | 933 | 517 | 40 |



| | |
|---------------------------------|------------|
| 2006 Population Estimate | N/A |
| Offense Overview | |
| Offense Total | 762 |
| Number Cleared | 255 |
| Percent Cleared | 33.46 % |

Group A Crimes per 100,000 population N/A

| | |
|------------------------|-------|
| Arrest Overview | |
| Total Arrests | 1,135 |
| Adult Arrests | 1,057 |
| Juvenile Arrests | 78 |
| Unknown Age | 0 |

Arrests per 100,000 population N/A

Average number offenses/incident 1.11

| Domestic Violence Victims | | |
|----------------------------------|------------|-----------|
| Offense | Total | Arrests |
| Murder | 0 | 0 |
| Aggravated Assault | 17 | 12 |
| Simple Assault | 94 | 52 |
| Intimidation | 8 | 1 |
| Stalking | 1 | 1 |
| Forcible Rape | 0 | 0 |
| Forcible Sodomy | 0 | 0 |
| Sexual Assault W/Object | 0 | 0 |
| Forcible Fondling | 0 | 0 |
| Incest | 0 | 0 |
| Statutory Rape | 0 | 0 |
| Kidnaping/Abduction | 1 | 1 |
| Total | 121 | 67 |

| TIBRS Group B Arrests | | |
|------------------------------|------------|-----------|
| Offense | Adult | Juvenile |
| Bad Checks | 10 | 0 |
| Curfew/Vagrancy | 0 | 0 |
| Disorderly Conduct | 1 | 0 |
| DUI | 46 | 1 |
| Drunkenness | 30 | 0 |
| Family-Non Violent | 141 | 2 |
| Liquor Law Violations | 0 | 0 |
| Peeping Tom | 0 | 0 |
| Runaway | 0 | 6 |
| Trespass | 8 | 7 |
| All Other Offenses | 631 | 29 |
| Total Group B | 867 | 45 |

| TIBRS Group A Offenses | Offenses | | Arrests | |
|------------------------------------|-----------------|------------|----------------|-----------|
| | Reported | Cleared | Adult | Juvenile |
| Crimes Against Persons | | | | |
| Murder | 0 | 0 | 0 | 0 |
| Negligent Manslaughter | 0 | 0 | 0 | 0 |
| Kidnaping/Abduction | 2 | 2 | 1 | 0 |
| Forcible Rape | 3 | 0 | 0 | 0 |
| Forcible Sodomy | 0 | 0 | 0 | 0 |
| Sexual Assault W/Object | 0 | 0 | 0 | 0 |
| Forcible Fondling | 1 | 0 | 0 | 0 |
| Incest | 0 | 0 | 0 | 0 |
| Statutory Rape | 0 | 0 | 0 | 0 |
| Aggravated Assault | 32 | 25 | 14 | 3 |
| Simple Assault | 120 | 76 | 53 | 8 |
| Intimidation | 18 | 2 | 1 | 0 |
| Stalking | 2 | 1 | 1 | 0 |
| Crimes Against Property | | | | |
| Arson | 0 | 0 | 0 | 0 |
| Bribery | 1 | 0 | 0 | 0 |
| Burglary | 121 | 12 | 13 | 2 |
| Counterfeiting/Forgery | 14 | 3 | 3 | 0 |
| Destruction/Damage/Vandalism | 78 | 9 | 5 | 4 |
| Embezzlement | 0 | 0 | 0 | 0 |
| Extortion/Blackmail | 0 | 0 | 0 | 0 |
| Fraud - False Pretenses | 8 | 3 | 3 | 0 |
| Fraud - Credit Card/ATM | 9 | 1 | 1 | 0 |
| Fraud - Impersonation | 13 | 5 | 5 | 0 |
| Fraud - Welfare | 2 | 2 | 2 | 0 |
| Fraud - Wire | 0 | 0 | 0 | 0 |
| Motor Vehicle Theft | 26 | 4 | 3 | 0 |
| Robbery | 3 | 3 | 4 | 0 |
| Stolen Property Offenses | 0 | 0 | 0 | 0 |
| Theft - Pocket-picking | 1 | 0 | 0 | 0 |
| Theft - Purse Snatching | 0 | 0 | 0 | 0 |
| Theft - Shoplifting | 3 | 1 | 1 | 0 |
| Theft From Building | 62 | 8 | 4 | 3 |
| Theft From Coin Machine | 0 | 0 | 0 | 0 |
| Theft From Motor Vehicle | 26 | 3 | 2 | 1 |
| Theft of Motor Vehicle Parts | 24 | 2 | 0 | 2 |
| Theft - All Other Larceny | 105 | 5 | 4 | 2 |
| Crimes Against Society | | | | |
| Drug/Narcotic Violations | 61 | 61 | 63 | 8 |
| Drug/Narcotic Equipment Violations | 26 | 26 | 7 | 0 |
| Gambling - Betting/Wagering | 0 | 0 | 0 | 0 |
| Gambling - Operating/Promoting | 0 | 0 | 0 | 0 |
| Gambling - Equipment Violations | 0 | 0 | 0 | 0 |
| Gambling - Sports Tampering | 0 | 0 | 0 | 0 |
| Pornography/Obscene Material | 0 | 0 | 0 | 0 |
| Prostitution | 0 | 0 | 0 | 0 |
| Prostitution Assisting/Promoting | 0 | 0 | 0 | 0 |
| Weapon Law Violations | 1 | 1 | 0 | 0 |
| Total Group A Offenses | 762 | 255 | 190 | 33 |



Fayette County Sheriff's Department - 2007

2006 Population Estimate N/A

Offense Overview

Offense Total 1,523
Number Cleared 449
Percent Cleared 29.48 %

Group A Crimes per 100,000 population N/A

Arrest Overview

Total Arrests 818
Adult Arrests 782
Juvenile Arrests 36
Unknown Age 0

Arrests per 100,000 population N/A

Average number offenses/incident 1.13

Domestic Violence Victims

| Offense | Total | Arrests |
|-------------------------|------------|------------|
| Murder | 0 | 0 |
| Aggravated Assault | 43 | 38 |
| Simple Assault | 77 | 70 |
| Intimidation | 5 | 2 |
| Stalking | 1 | 1 |
| Forcible Rape | 3 | 2 |
| Forcible Sodomy | 0 | 0 |
| Sexual Assault W/Object | 0 | 0 |
| Forcible Fondling | 0 | 0 |
| Incest | 0 | 0 |
| Statutory Rape | 1 | 1 |
| Kidnaping/Abduction | 0 | 0 |
| Total | 130 | 114 |

TIBRS Group B Arrests

| Offense | Adult | Juvenile |
|-----------------------|------------|-----------|
| Bad Checks | 32 | 0 |
| Curfew/Vagrancy | 0 | 0 |
| Disorderly Conduct | 9 | 0 |
| DUI | 64 | 0 |
| Drunkenness | 11 | 0 |
| Family-Non Violent | 0 | 0 |
| Liquor Law Violations | 13 | 9 |
| Peeping Tom | 0 | 0 |
| Runaway | 0 | 0 |
| Trespass | 7 | 0 |
| All Other Offenses | 270 | 3 |
| Total Group B | 406 | 12 |

| TIBRS Group A Offenses | Offenses | | Arrests | |
|------------------------------------|--------------|------------|------------|-----------|
| | Reported | Cleared | Adult | Juvenile |
| Crimes Against Persons | | | | |
| Murder | 0 | 0 | 0 | 0 |
| Negligent Manslaughter | 0 | 0 | 0 | 0 |
| Kidnaping/Abduction | 1 | 0 | 0 | 0 |
| Forcible Rape | 5 | 3 | 3 | 0 |
| Forcible Sodomy | 2 | 1 | 0 | 0 |
| Sexual Assault W/Object | 0 | 0 | 0 | 0 |
| Forcible Fondling | 2 | 1 | 1 | 0 |
| Incest | 0 | 0 | 0 | 0 |
| Statutory Rape | 2 | 2 | 2 | 0 |
| Aggravated Assault | 116 | 68 | 53 | 6 |
| Simple Assault | 186 | 96 | 97 | 1 |
| Intimidation | 97 | 9 | 5 | 1 |
| Stalking | 74 | 1 | 3 | 0 |
| Crimes Against Property | | | | |
| Arson | 4 | 1 | 0 | 0 |
| Bribery | 0 | 0 | 0 | 0 |
| Burglary | 181 | 7 | 6 | 2 |
| Counterfeiting/Forgery | 8 | 0 | 0 | 0 |
| Destruction/Damage/Vandalism | 185 | 17 | 11 | 0 |
| Embezzlement | 1 | 1 | 0 | 0 |
| Extortion/Blackmail | 0 | 0 | 0 | 0 |
| Fraud - False Pretenses | 2 | 1 | 0 | 0 |
| Fraud - Credit Card/ATM | 1 | 0 | 0 | 0 |
| Fraud - Impersonation | 1 | 0 | 0 | 0 |
| Fraud - Welfare | 0 | 0 | 0 | 0 |
| Fraud - Wire | 0 | 0 | 0 | 0 |
| Motor Vehicle Theft | 91 | 5 | 2 | 0 |
| Robbery | 10 | 1 | 2 | 1 |
| Stolen Property Offenses | 0 | 0 | 0 | 0 |
| Theft - Pocket-picking | 0 | 0 | 0 | 0 |
| Theft - Purse Snatching | 2 | 0 | 0 | 0 |
| Theft - Shoplifting | 2 | 1 | 1 | 0 |
| Theft From Building | 69 | 2 | 2 | 0 |
| Theft From Coin Machine | 0 | 0 | 0 | 0 |
| Theft From Motor Vehicle | 33 | 0 | 0 | 0 |
| Theft of Motor Vehicle Parts | 71 | 0 | 0 | 0 |
| Theft - All Other Larceny | 135 | 4 | 3 | 0 |
| Crimes Against Society | | | | |
| Drug/Narcotic Violations | 138 | 131 | 152 | 12 |
| Drug/Narcotic Equipment Violations | 93 | 86 | 25 | 0 |
| Gambling - Betting/Wagering | 0 | 0 | 0 | 0 |
| Gambling - Operating/Promoting | 0 | 0 | 0 | 0 |
| Gambling - Equipment Violations | 0 | 0 | 0 | 0 |
| Gambling - Sports Tampering | 0 | 0 | 0 | 0 |
| Pornography/Obscene Material | 0 | 0 | 0 | 0 |
| Prostitution | 2 | 2 | 3 | 0 |
| Prostitution Assisting/Promoting | 1 | 1 | 1 | 0 |
| Weapon Law Violations | 8 | 8 | 4 | 1 |
| Total Group A Offenses | 1,523 | 449 | 376 | 24 |



| | |
|---------------------------------------|------------|
| 2006 Population Estimate | N/A |
| Offense Overview | |
| Offense Total | 847 |
| Number Cleared | 478 |
| Percent Cleared | 56.43 % |
| Group A Crimes per 100,000 population | N/A |
| Arrest Overview | |
| Total Arrests | 755 |
| Adult Arrests | 747 |
| Juvenile Arrests | 8 |
| Unknown Age | 0 |
| Arrests per 100,000 population | N/A |
| Average number offenses/incident | 1.32 |

| Domestic Violence Victims | | |
|----------------------------------|------------|-----------|
| Offense | Total | Arrests |
| Murder | 0 | 0 |
| Aggravated Assault | 23 | 21 |
| Simple Assault | 70 | 61 |
| Intimidation | 11 | 8 |
| Stalking | 0 | 0 |
| Forcible Rape | 0 | 0 |
| Forcible Sodomy | 0 | 0 |
| Sexual Assault W/Object | 0 | 0 |
| Forcible Fondling | 1 | 1 |
| Incest | 0 | 0 |
| Statutory Rape | 0 | 0 |
| Kidnaping/Abduction | 0 | 0 |
| Total | 105 | 91 |

| TIBRS Group B Arrests | | |
|------------------------------|------------|----------|
| Offense | Adult | Juvenile |
| Bad Checks | 28 | 0 |
| Curfew/Vagrancy | 0 | 0 |
| Disorderly Conduct | 12 | 0 |
| DUI | 73 | 0 |
| Drunkenness | 58 | 0 |
| Family-Non Violent | 0 | 0 |
| Liquor Law Violations | 7 | 1 |
| Peeping Tom | 0 | 0 |
| Runaway | 0 | 0 |
| Trespass | 2 | 0 |
| All Other Offenses | 195 | 0 |
| Total Group B | 375 | 1 |

| TIBRS Group A Offenses | Offenses | | Arrests | |
|------------------------------------|-----------------|------------|----------------|----------|
| | Reported | Cleared | Adult | Juvenile |
| Crimes Against Persons | | | | |
| Murder | 1 | 1 | 2 | 0 |
| Negligent Manslaughter | 0 | 0 | 0 | 0 |
| Kidnaping/Abduction | 0 | 0 | 0 | 0 |
| Forcible Rape | 0 | 0 | 0 | 0 |
| Forcible Sodomy | 0 | 0 | 0 | 0 |
| Sexual Assault W/Object | 0 | 0 | 0 | 0 |
| Forcible Fondling | 1 | 1 | 1 | 0 |
| Incest | 0 | 0 | 0 | 0 |
| Statutory Rape | 1 | 1 | 1 | 0 |
| Aggravated Assault | 45 | 42 | 36 | 0 |
| Simple Assault | 107 | 106 | 84 | 2 |
| Intimidation | 48 | 30 | 19 | 0 |
| Stalking | 0 | 0 | 1 | 0 |
| Crimes Against Property | | | | |
| Arson | 4 | 1 | 0 | 0 |
| Bribery | 0 | 0 | 0 | 0 |
| Burglary | 142 | 27 | 33 | 2 |
| Counterfeiting/Forgery | 10 | 9 | 1 | 0 |
| Destruction/Damage/Vandalism | 92 | 27 | 9 | 1 |
| Embezzlement | 1 | 0 | 0 | 0 |
| Extortion/Blackmail | 0 | 0 | 0 | 0 |
| Fraud - False Pretenses | 28 | 20 | 11 | 0 |
| Fraud - Credit Card/ATM | 5 | 1 | 0 | 0 |
| Fraud - Impersonation | 5 | 3 | 2 | 0 |
| Fraud - Welfare | 0 | 0 | 0 | 0 |
| Fraud - Wire | 0 | 0 | 0 | 0 |
| Motor Vehicle Theft | 32 | 9 | 8 | 1 |
| Robbery | 0 | 0 | 0 | 0 |
| Stolen Property Offenses | 2 | 2 | 1 | 0 |
| Theft - Pocket-picking | 0 | 0 | 0 | 0 |
| Theft - Purse Snatching | 0 | 0 | 0 | 0 |
| Theft - Shoplifting | 4 | 4 | 3 | 0 |
| Theft From Building | 3 | 1 | 1 | 0 |
| Theft From Coin Machine | 3 | 0 | 0 | 0 |
| Theft From Motor Vehicle | 26 | 3 | 3 | 0 |
| Theft of Motor Vehicle Parts | 9 | 1 | 1 | 0 |
| Theft - All Other Larceny | 126 | 37 | 43 | 0 |
| Crimes Against Society | | | | |
| Drug/Narcotic Violations | 81 | 81 | 95 | 1 |
| Drug/Narcotic Equipment Violations | 56 | 56 | 12 | 0 |
| Gambling - Betting/Wagering | 0 | 0 | 0 | 0 |
| Gambling - Operating/Promoting | 1 | 1 | 1 | 0 |
| Gambling - Equipment Violations | 1 | 1 | 0 | 0 |
| Gambling - Sports Tampering | 0 | 0 | 0 | 0 |
| Pornography/Obscene Material | 1 | 1 | 1 | 0 |
| Prostitution | 0 | 0 | 0 | 0 |
| Prostitution Assisting/Promoting | 0 | 0 | 0 | 0 |
| Weapon Law Violations | 12 | 12 | 3 | 0 |
| Total Group A Offenses | 847 | 478 | 372 | 7 |



| | |
|---------------------------------------|------------|
| 2006 Population Estimate | N/A |
| Offense Overview | |
| Offense Total | 993 |
| Number Cleared | 341 |
| Percent Cleared | 34.34 % |
| Group A Crimes per 100,000 population | N/A |
| Arrest Overview | |
| Total Arrests | 925 |
| Adult Arrests | 921 |
| Juvenile Arrests | 4 |
| Unknown Age | 0 |
| Arrests per 100,000 population | N/A |
| Average number offenses/incident | 1.06 |

| Domestic Violence Victims | | |
|----------------------------------|------------|-----------|
| Offense | Total | Arrests |
| Murder | 0 | 0 |
| Aggravated Assault | 20 | 14 |
| Simple Assault | 139 | 77 |
| Intimidation | 68 | 7 |
| Stalking | 1 | 0 |
| Forcible Rape | 1 | 0 |
| Forcible Sodomy | 0 | 0 |
| Sexual Assault W/Object | 0 | 0 |
| Forcible Fondling | 0 | 0 |
| Incest | 0 | 0 |
| Statutory Rape | 0 | 0 |
| Kidnaping/Abduction | 0 | 0 |
| Total | 229 | 98 |

| TIBRS Group B Arrests | | |
|------------------------------|------------|----------|
| Offense | Adult | Juvenile |
| Bad Checks | 4 | 0 |
| Curfew/Vagrancy | 0 | 0 |
| Disorderly Conduct | 9 | 0 |
| DUI | 43 | 0 |
| Drunkenness | 19 | 0 |
| Family-Non Violent | 0 | 0 |
| Liquor Law Violations | 1 | 0 |
| Peeping Tom | 0 | 0 |
| Runaway | 0 | 0 |
| Trespass | 2 | 0 |
| All Other Offenses | 624 | 0 |
| Total Group B | 702 | 0 |

| TIBRS Group A Offenses | Offenses | | Arrests | |
|------------------------------------|-----------------|------------|----------------|----------|
| | Reported | Cleared | Adult | Juvenile |
| Crimes Against Persons | | | | |
| Murder | 0 | 0 | 0 | 0 |
| Negligent Manslaughter | 0 | 0 | 0 | 0 |
| Kidnaping/Abduction | 1 | 1 | 0 | 0 |
| Forcible Rape | 2 | 1 | 1 | 0 |
| Forcible Sodomy | 0 | 0 | 0 | 0 |
| Sexual Assault W/Object | 0 | 0 | 0 | 0 |
| Forcible Fondling | 0 | 0 | 0 | 0 |
| Incest | 0 | 0 | 0 | 0 |
| Statutory Rape | 3 | 3 | 3 | 0 |
| Aggravated Assault | 31 | 28 | 19 | 0 |
| Simple Assault | 188 | 114 | 83 | 1 |
| Intimidation | 193 | 60 | 12 | 1 |
| Stalking | 3 | 2 | 0 | 0 |
| Crimes Against Property | | | | |
| Arson | 11 | 3 | 2 | 0 |
| Bribery | 0 | 0 | 0 | 0 |
| Burglary | 75 | 15 | 9 | 0 |
| Counterfeiting/Forgery | 0 | 0 | 0 | 0 |
| Destruction/Damage/Vandalism | 142 | 13 | 4 | 0 |
| Embezzlement | 0 | 0 | 0 | 0 |
| Extortion/Blackmail | 0 | 0 | 0 | 0 |
| Fraud - False Pretenses | 0 | 0 | 0 | 0 |
| Fraud - Credit Card/ATM | 11 | 0 | 0 | 0 |
| Fraud - Impersonation | 3 | 0 | 0 | 0 |
| Fraud - Welfare | 0 | 0 | 0 | 0 |
| Fraud - Wire | 2 | 0 | 0 | 0 |
| Motor Vehicle Theft | 35 | 1 | 1 | 0 |
| Robbery | 4 | 2 | 2 | 0 |
| Stolen Property Offenses | 0 | 0 | 0 | 0 |
| Theft - Pocket-picking | 0 | 0 | 0 | 0 |
| Theft - Purse Snatching | 0 | 0 | 0 | 0 |
| Theft - Shoplifting | 0 | 0 | 0 | 0 |
| Theft From Building | 120 | 13 | 7 | 1 |
| Theft From Coin Machine | 0 | 0 | 0 | 0 |
| Theft From Motor Vehicle | 36 | 2 | 0 | 0 |
| Theft of Motor Vehicle Parts | 5 | 0 | 0 | 0 |
| Theft - All Other Larceny | 38 | 2 | 2 | 1 |
| Crimes Against Society | | | | |
| Drug/Narcotic Violations | 70 | 65 | 65 | 0 |
| Drug/Narcotic Equipment Violations | 15 | 14 | 7 | 0 |
| Gambling - Betting/Wagering | 0 | 0 | 0 | 0 |
| Gambling - Operating/Promoting | 0 | 0 | 0 | 0 |
| Gambling - Equipment Violations | 0 | 0 | 0 | 0 |
| Gambling - Sports Tampering | 0 | 0 | 0 | 0 |
| Pornography/Obscene Material | 0 | 0 | 0 | 0 |
| Prostitution | 0 | 0 | 0 | 0 |
| Prostitution Assisting/Promoting | 0 | 0 | 0 | 0 |
| Weapon Law Violations | 5 | 2 | 2 | 0 |
| Total Group A Offenses | 993 | 341 | 219 | 4 |



Gibson County Sheriff's Department - 2007

2006 Population Estimate N/A

Offense Overview

Offense Total 774
Number Cleared 158
Percent Cleared 20.41 %

Group A Crimes per 100,000 population N/A

Arrest Overview

Total Arrests 178
Adult Arrests 166
Juvenile Arrests 12
Unknown Age 0

Arrests per 100,000 population N/A

Average number offenses/incident 1.11

Domestic Violence Victims

| Offense | Total | Arrests |
|-------------------------|------------|-----------|
| Murder | 0 | 0 |
| Aggravated Assault | 20 | 10 |
| Simple Assault | 81 | 17 |
| Intimidation | 19 | 2 |
| Stalking | 1 | 0 |
| Forcible Rape | 1 | 0 |
| Forcible Sodomy | 0 | 0 |
| Sexual Assault W/Object | 0 | 0 |
| Forcible Fondling | 2 | 1 |
| Incest | 0 | 0 |
| Statutory Rape | 0 | 0 |
| Kidnaping/Abduction | 3 | 1 |
| Total | 127 | 31 |

TIBRS Group B Arrests

| Offense | Adult | Juvenile |
|-----------------------|-----------|----------|
| Bad Checks | 0 | 0 |
| Curfew/Vagrancy | 0 | 0 |
| Disorderly Conduct | 6 | 0 |
| DUI | 14 | 0 |
| Drunkenness | 10 | 0 |
| Family-Non Violent | 0 | 0 |
| Liquor Law Violations | 8 | 0 |
| Peeping Tom | 0 | 0 |
| Runaway | 0 | 1 |
| Trespass | 3 | 0 |
| All Other Offenses | 20 | 1 |
| Total Group B | 61 | 2 |

| TIBRS Group A Offenses | Offenses | | Arrests | |
|------------------------------------|------------|------------|------------|-----------|
| | Reported | Cleared | Adult | Juvenile |
| Crimes Against Persons | | | | |
| Murder | 0 | 0 | 0 | 0 |
| Negligent Manslaughter | 0 | 0 | 0 | 0 |
| Kidnaping/Abduction | 3 | 2 | 1 | 0 |
| Forcible Rape | 3 | 2 | 1 | 0 |
| Forcible Sodomy | 0 | 0 | 0 | 0 |
| Sexual Assault W/Object | 0 | 0 | 0 | 0 |
| Forcible Fondling | 3 | 2 | 1 | 0 |
| Incest | 0 | 0 | 0 | 0 |
| Statutory Rape | 1 | 1 | 1 | 0 |
| Aggravated Assault | 51 | 26 | 17 | 0 |
| Simple Assault | 129 | 39 | 26 | 1 |
| Intimidation | 54 | 4 | 3 | 0 |
| Stalking | 3 | 0 | 0 | 0 |
| Crimes Against Property | | | | |
| Arson | 2 | 2 | 0 | 0 |
| Bribery | 0 | 0 | 0 | 0 |
| Burglary | 112 | 5 | 4 | 4 |
| Counterfeiting/Forgery | 0 | 0 | 0 | 0 |
| Destruction/Damage/Vandalism | 161 | 21 | 17 | 1 |
| Embezzlement | 0 | 0 | 0 | 0 |
| Extortion/Blackmail | 0 | 0 | 0 | 0 |
| Fraud - False Pretenses | 3 | 0 | 0 | 0 |
| Fraud - Credit Card/ATM | 4 | 0 | 0 | 0 |
| Fraud - Impersonation | 6 | 1 | 1 | 0 |
| Fraud - Welfare | 1 | 1 | 0 | 0 |
| Fraud - Wire | 0 | 0 | 0 | 0 |
| Motor Vehicle Theft | 38 | 10 | 4 | 1 |
| Robbery | 3 | 0 | 0 | 0 |
| Stolen Property Offenses | 0 | 0 | 0 | 0 |
| Theft - Pocket-picking | 1 | 0 | 0 | 0 |
| Theft - Purse Snatching | 0 | 0 | 0 | 0 |
| Theft - Shoplifting | 0 | 0 | 0 | 0 |
| Theft From Building | 42 | 4 | 3 | 0 |
| Theft From Coin Machine | 0 | 0 | 0 | 0 |
| Theft From Motor Vehicle | 22 | 2 | 1 | 0 |
| Theft of Motor Vehicle Parts | 20 | 1 | 0 | 0 |
| Theft - All Other Larceny | 80 | 7 | 6 | 1 |
| Crimes Against Society | | | | |
| Drug/Narcotic Violations | 19 | 17 | 17 | 2 |
| Drug/Narcotic Equipment Violations | 10 | 9 | 0 | 0 |
| Gambling - Betting/Wagering | 0 | 0 | 0 | 0 |
| Gambling - Operating/Promoting | 0 | 0 | 0 | 0 |
| Gambling - Equipment Violations | 0 | 0 | 0 | 0 |
| Gambling - Sports Tampering | 0 | 0 | 0 | 0 |
| Pornography/Obscene Material | 0 | 0 | 0 | 0 |
| Prostitution | 0 | 0 | 0 | 0 |
| Prostitution Assisting/Promoting | 0 | 0 | 0 | 0 |
| Weapon Law Violations | 3 | 2 | 2 | 0 |
| Total Group A Offenses | 774 | 158 | 105 | 10 |



| | |
|---------------------------------|------------|
| 2006 Population Estimate | N/A |
| Offense Overview | |
| Offense Total | 922 |
| Number Cleared | 453 |
| Percent Cleared | 49.13 % |

Group A Crimes per 100,000 population N/A

| | |
|------------------------|-------|
| Arrest Overview | |
| Total Arrests | 1,164 |
| Adult Arrests | 1,097 |
| Juvenile Arrests | 67 |
| Unknown Age | 0 |

Arrests per 100,000 population N/A

Average number offenses/incident 1.24

| Domestic Violence Victims | | |
|----------------------------------|------------|-----------|
| Offense | Total | Arrests |
| Murder | 0 | 0 |
| Aggravated Assault | 31 | 20 |
| Simple Assault | 100 | 61 |
| Intimidation | 11 | 4 |
| Stalking | 1 | 0 |
| Forcible Rape | 1 | 0 |
| Forcible Sodomy | 0 | 0 |
| Sexual Assault W/Object | 0 | 0 |
| Forcible Fondling | 0 | 0 |
| Incest | 0 | 0 |
| Statutory Rape | 0 | 0 |
| Kidnaping/Abduction | 0 | 0 |
| Total | 144 | 85 |

| TIBRS Group B Arrests | | |
|------------------------------|------------|-----------|
| Offense | Adult | Juvenile |
| Bad Checks | 62 | 0 |
| Curfew/Vagrancy | 0 | 0 |
| Disorderly Conduct | 5 | 3 |
| DUI | 38 | 0 |
| Drunkenness | 53 | 0 |
| Family-Non Violent | 0 | 0 |
| Liquor Law Violations | 17 | 11 |
| Peeping Tom | 0 | 0 |
| Runaway | 0 | 3 |
| Trespass | 6 | 0 |
| All Other Offenses | 578 | 14 |
| Total Group B | 759 | 31 |

| TIBRS Group A Offenses | Offenses | | Arrests | |
|------------------------------------|-----------------|------------|----------------|-----------|
| | Reported | Cleared | Adult | Juvenile |
| Crimes Against Persons | | | | |
| Murder | 0 | 0 | 0 | 0 |
| Negligent Manslaughter | 0 | 0 | 0 | 0 |
| Kidnaping/Abduction | 1 | 1 | 1 | 0 |
| Forcible Rape | 3 | 2 | 1 | 0 |
| Forcible Sodomy | 0 | 0 | 0 | 0 |
| Sexual Assault W/Object | 1 | 1 | 1 | 0 |
| Forcible Fondling | 2 | 0 | 0 | 0 |
| Incest | 0 | 0 | 0 | 0 |
| Statutory Rape | 0 | 0 | 1 | 0 |
| Aggravated Assault | 65 | 46 | 32 | 2 |
| Simple Assault | 136 | 86 | 75 | 5 |
| Intimidation | 45 | 17 | 9 | 1 |
| Stalking | 1 | 0 | 0 | 0 |
| Crimes Against Property | | | | |
| Arson | 0 | 0 | 0 | 0 |
| Bribery | 0 | 0 | 0 | 0 |
| Burglary | 134 | 12 | 8 | 1 |
| Counterfeiting/Forgery | 2 | 1 | 1 | 0 |
| Destruction/Damage/Vandalism | 130 | 30 | 19 | 3 |
| Embezzlement | 3 | 1 | 0 | 0 |
| Extortion/Blackmail | 0 | 0 | 0 | 0 |
| Fraud - False Pretenses | 10 | 4 | 3 | 0 |
| Fraud - Credit Card/ATM | 1 | 0 | 0 | 0 |
| Fraud - Impersonation | 5 | 5 | 5 | 0 |
| Fraud - Welfare | 0 | 0 | 0 | 0 |
| Fraud - Wire | 0 | 0 | 0 | 0 |
| Motor Vehicle Theft | 21 | 5 | 2 | 1 |
| Robbery | 0 | 0 | 0 | 0 |
| Stolen Property Offenses | 1 | 1 | 1 | 0 |
| Theft - Pocket-picking | 0 | 0 | 0 | 0 |
| Theft - Purse Snatching | 0 | 0 | 0 | 0 |
| Theft - Shoplifting | 6 | 3 | 2 | 1 |
| Theft From Building | 27 | 11 | 6 | 0 |
| Theft From Coin Machine | 4 | 1 | 0 | 0 |
| Theft From Motor Vehicle | 19 | 0 | 1 | 0 |
| Theft of Motor Vehicle Parts | 10 | 1 | 1 | 0 |
| Theft - All Other Larceny | 77 | 9 | 10 | 3 |
| Crimes Against Society | | | | |
| Drug/Narcotic Violations | 144 | 143 | 132 | 17 |
| Drug/Narcotic Equipment Violations | 66 | 65 | 24 | 1 |
| Gambling - Betting/Wagering | 0 | 0 | 0 | 0 |
| Gambling - Operating/Promoting | 0 | 0 | 0 | 0 |
| Gambling - Equipment Violations | 0 | 0 | 0 | 0 |
| Gambling - Sports Tampering | 0 | 0 | 0 | 0 |
| Pornography/Obscene Material | 0 | 0 | 0 | 0 |
| Prostitution | 0 | 0 | 0 | 0 |
| Prostitution Assisting/Promoting | 0 | 0 | 0 | 0 |
| Weapon Law Violations | 8 | 8 | 3 | 1 |
| Total Group A Offenses | 922 | 453 | 338 | 36 |



| | |
|---------------------------------|------------|
| 2006 Population Estimate | N/A |
| Offense Overview | |
| Offense Total | 839 |
| Number Cleared | 223 |
| Percent Cleared | 26.58 % |

Group A Crimes per 100,000 population N/A

| | |
|------------------------|-----|
| Arrest Overview | |
| Total Arrests | 540 |
| Adult Arrests | 518 |
| Juvenile Arrests | 22 |
| Unknown Age | 0 |

Arrests per 100,000 population N/A

Average number offenses/incident 1.20

| Domestic Violence Victims | | |
|----------------------------------|-----------|-----------|
| Offense | Total | Arrests |
| Murder | 0 | 0 |
| Aggravated Assault | 8 | 6 |
| Simple Assault | 64 | 47 |
| Intimidation | 1 | 1 |
| Stalking | 0 | 0 |
| Forcible Rape | 0 | 0 |
| Forcible Sodomy | 0 | 0 |
| Sexual Assault W/Object | 0 | 0 |
| Forcible Fondling | 1 | 0 |
| Incest | 0 | 0 |
| Statutory Rape | 1 | 0 |
| Kidnaping/Abduction | 0 | 0 |
| Total | 75 | 54 |

| TIBRS Group B Arrests | | |
|------------------------------|------------|----------|
| Offense | Adult | Juvenile |
| Bad Checks | 33 | 0 |
| Curfew/Vagrancy | 0 | 1 |
| Disorderly Conduct | 3 | 0 |
| DUI | 19 | 0 |
| Drunkenness | 12 | 0 |
| Family-Non Violent | 6 | 0 |
| Liquor Law Violations | 2 | 1 |
| Peeping Tom | 0 | 0 |
| Runaway | 0 | 1 |
| Trespass | 10 | 0 |
| All Other Offenses | 238 | 2 |
| Total Group B | 323 | 5 |

| TIBRS Group A Offenses | Offenses | | Arrests | |
|------------------------------------|-----------------|------------|----------------|-----------|
| | Reported | Cleared | Adult | Juvenile |
| Crimes Against Persons | | | | |
| Murder | 1 | 1 | 2 | 0 |
| Negligent Manslaughter | 0 | 0 | 0 | 0 |
| Kidnaping/Abduction | 0 | 0 | 0 | 0 |
| Forcible Rape | 0 | 0 | 0 | 0 |
| Forcible Sodomy | 1 | 1 | 1 | 0 |
| Sexual Assault W/Object | 0 | 0 | 0 | 0 |
| Forcible Fondling | 2 | 1 | 1 | 0 |
| Incest | 0 | 0 | 0 | 0 |
| Statutory Rape | 1 | 0 | 0 | 0 |
| Aggravated Assault | 27 | 20 | 17 | 0 |
| Simple Assault | 84 | 54 | 51 | 5 |
| Intimidation | 2 | 2 | 2 | 0 |
| Stalking | 0 | 0 | 0 | 0 |
| Crimes Against Property | | | | |
| Arson | 1 | 1 | 1 | 0 |
| Bribery | 0 | 0 | 0 | 0 |
| Burglary | 167 | 20 | 22 | 1 |
| Counterfeiting/Forgery | 3 | 1 | 1 | 0 |
| Destruction/Damage/Vandalism | 104 | 9 | 8 | 2 |
| Embezzlement | 0 | 0 | 0 | 0 |
| Extortion/Blackmail | 0 | 0 | 0 | 0 |
| Fraud - False Pretenses | 0 | 0 | 0 | 0 |
| Fraud - Credit Card/ATM | 5 | 0 | 0 | 0 |
| Fraud - Impersonation | 4 | 1 | 1 | 0 |
| Fraud - Welfare | 1 | 1 | 2 | 0 |
| Fraud - Wire | 1 | 0 | 0 | 0 |
| Motor Vehicle Theft | 42 | 5 | 2 | 0 |
| Robbery | 4 | 0 | 0 | 0 |
| Stolen Property Offenses | 1 | 1 | 1 | 0 |
| Theft - Pocket-picking | 0 | 0 | 0 | 0 |
| Theft - Purse Snatching | 0 | 0 | 0 | 0 |
| Theft - Shoplifting | 2 | 0 | 0 | 0 |
| Theft From Building | 155 | 23 | 13 | 0 |
| Theft From Coin Machine | 3 | 0 | 0 | 0 |
| Theft From Motor Vehicle | 52 | 6 | 5 | 1 |
| Theft of Motor Vehicle Parts | 15 | 0 | 0 | 0 |
| Theft - All Other Larceny | 89 | 12 | 11 | 1 |
| Crimes Against Society | | | | |
| Drug/Narcotic Violations | 49 | 47 | 46 | 6 |
| Drug/Narcotic Equipment Violations | 17 | 11 | 4 | 0 |
| Gambling - Betting/Wagering | 0 | 0 | 0 | 0 |
| Gambling - Operating/Promoting | 0 | 0 | 0 | 0 |
| Gambling - Equipment Violations | 0 | 0 | 0 | 0 |
| Gambling - Sports Tampering | 0 | 0 | 0 | 0 |
| Pornography/Obscene Material | 0 | 0 | 0 | 0 |
| Prostitution | 0 | 0 | 0 | 0 |
| Prostitution Assisting/Promoting | 0 | 0 | 0 | 0 |
| Weapon Law Violations | 6 | 6 | 4 | 1 |
| Total Group A Offenses | 839 | 223 | 195 | 17 |



Greene County Sheriff's Department - 2007

2006 Population Estimate N/A

Offense Overview

Offense Total 2,712
 Number Cleared 632
 Percent Cleared 23.30 %

Group A Crimes per 100,000 population N/A

Arrest Overview

Total Arrests 1,554
 Adult Arrests 1,515
 Juvenile Arrests 39
 Unknown Age 0

Arrests per 100,000 population N/A

Average number offenses/incident 1.14

Domestic Violence Victims

| Offense | Total | Arrests |
|-------------------------|------------|------------|
| Murder | 0 | 0 |
| Aggravated Assault | 74 | 24 |
| Simple Assault | 292 | 136 |
| Intimidation | 15 | 9 |
| Stalking | 0 | 0 |
| Forcible Rape | 4 | 0 |
| Forcible Sodomy | 0 | 0 |
| Sexual Assault W/Object | 0 | 0 |
| Forcible Fondling | 1 | 1 |
| Incest | 0 | 0 |
| Statutory Rape | 0 | 0 |
| Kidnaping/Abduction | 10 | 5 |
| Total | 396 | 175 |

TIBRS Group B Arrests

| Offense | Adult | Juvenile |
|-----------------------|--------------|-----------|
| Bad Checks | 322 | 0 |
| Curfew/Vagrancy | 0 | 0 |
| Disorderly Conduct | 20 | 0 |
| DUI | 178 | 0 |
| Drunkenness | 123 | 0 |
| Family-Non Violent | 40 | 0 |
| Liquor Law Violations | 16 | 0 |
| Peeping Tom | 0 | 0 |
| Runaway | 0 | 27 |
| Trespass | 16 | 2 |
| All Other Offenses | 387 | 3 |
| Total Group B | 1,102 | 32 |

| TIBRS Group A Offenses | Offenses | | Arrests | |
|------------------------------------|--------------|------------|------------|----------|
| | Reported | Cleared | Adult | Juvenile |
| Crimes Against Persons | | | | |
| Murder | 0 | 0 | 0 | 0 |
| Negligent Manslaughter | 0 | 0 | 0 | 0 |
| Kidnaping/Abduction | 13 | 7 | 5 | 0 |
| Forcible Rape | 12 | 1 | 0 | 0 |
| Forcible Sodomy | 3 | 0 | 0 | 0 |
| Sexual Assault W/Object | 0 | 0 | 0 | 0 |
| Forcible Fondling | 16 | 2 | 1 | 0 |
| Incest | 0 | 0 | 0 | 0 |
| Statutory Rape | 2 | 0 | 0 | 0 |
| Aggravated Assault | 197 | 66 | 43 | 2 |
| Simple Assault | 421 | 177 | 151 | 2 |
| Intimidation | 48 | 17 | 15 | 0 |
| Stalking | 3 | 2 | 2 | 0 |
| Crimes Against Property | | | | |
| Arson | 18 | 0 | 0 | 0 |
| Bribery | 0 | 0 | 0 | 0 |
| Burglary | 393 | 28 | 11 | 0 |
| Counterfeiting/Forgery | 74 | 15 | 4 | 0 |
| Destruction/Damage/Vandalism | 367 | 28 | 14 | 1 |
| Embezzlement | 5 | 1 | 0 | 0 |
| Extortion/Blackmail | 0 | 0 | 0 | 0 |
| Fraud - False Pretenses | 67 | 11 | 2 | 0 |
| Fraud - Credit Card/ATM | 19 | 3 | 0 | 0 |
| Fraud - Impersonation | 38 | 14 | 12 | 0 |
| Fraud - Welfare | 0 | 0 | 0 | 0 |
| Fraud - Wire | 1 | 0 | 0 | 0 |
| Motor Vehicle Theft | 105 | 9 | 6 | 1 |
| Robbery | 16 | 2 | 2 | 1 |
| Stolen Property Offenses | 2 | 2 | 1 | 0 |
| Theft - Pocket-picking | 0 | 0 | 0 | 0 |
| Theft - Purse Snatching | 1 | 0 | 0 | 0 |
| Theft - Shoplifting | 16 | 7 | 7 | 0 |
| Theft From Building | 202 | 21 | 11 | 0 |
| Theft From Coin Machine | 2 | 0 | 0 | 0 |
| Theft From Motor Vehicle | 78 | 4 | 1 | 0 |
| Theft of Motor Vehicle Parts | 54 | 1 | 1 | 0 |
| Theft - All Other Larceny | 327 | 11 | 11 | 0 |
| Crimes Against Society | | | | |
| Drug/Narcotic Violations | 95 | 90 | 90 | 0 |
| Drug/Narcotic Equipment Violations | 100 | 97 | 14 | 0 |
| Gambling - Betting/Wagering | 0 | 0 | 0 | 0 |
| Gambling - Operating/Promoting | 0 | 0 | 0 | 0 |
| Gambling - Equipment Violations | 0 | 0 | 0 | 0 |
| Gambling - Sports Tampering | 0 | 0 | 0 | 0 |
| Pornography/Obscene Material | 0 | 0 | 0 | 0 |
| Prostitution | 0 | 0 | 0 | 0 |
| Prostitution Assisting/Promoting | 0 | 0 | 0 | 0 |
| Weapon Law Violations | 17 | 16 | 9 | 0 |
| Total Group A Offenses | 2,712 | 632 | 413 | 7 |



| | |
|---------------------------------|------------|
| 2006 Population Estimate | N/A |
| Offense Overview | |
| Offense Total | 493 |
| Number Cleared | 113 |
| Percent Cleared | 22.92 % |

Group A Crimes per 100,000 population N/A

| | |
|------------------------|-----|
| Arrest Overview | |
| Total Arrests | 295 |
| Adult Arrests | 294 |
| Juvenile Arrests | 1 |
| Unknown Age | 0 |

Arrests per 100,000 population N/A
 Average number offenses/incident 1.00

| Domestic Violence Victims | | |
|----------------------------------|-----------|-----------|
| Offense | Total | Arrests |
| Murder | 0 | 0 |
| Aggravated Assault | 24 | 26 |
| Simple Assault | 3 | 3 |
| Intimidation | 0 | 0 |
| Stalking | 0 | 0 |
| Forcible Rape | 0 | 0 |
| Forcible Sodomy | 0 | 0 |
| Sexual Assault W/Object | 0 | 0 |
| Forcible Fondling | 0 | 0 |
| Incest | 0 | 0 |
| Statutory Rape | 0 | 0 |
| Kidnaping/Abduction | 0 | 0 |
| Total | 27 | 29 |

| TIBRS Group B Arrests | | |
|------------------------------|------------|----------|
| Offense | Adult | Juvenile |
| Bad Checks | 1 | 0 |
| Curfew/Vagrancy | 0 | 0 |
| Disorderly Conduct | 7 | 0 |
| DUI | 29 | 0 |
| Drunkenness | 9 | 0 |
| Family-Non Violent | 0 | 0 |
| Liquor Law Violations | 0 | 0 |
| Peeping Tom | 0 | 0 |
| Runaway | 0 | 0 |
| Trespass | 0 | 0 |
| All Other Offenses | 134 | 0 |
| Total Group B | 180 | 0 |

| TIBRS Group A Offenses | Offenses | | Arrests | |
|------------------------------------|-----------------|------------|----------------|----------|
| | Reported | Cleared | Adult | Juvenile |
| Crimes Against Persons | | | | |
| Murder | 0 | 0 | 0 | 0 |
| Negligent Manslaughter | 0 | 0 | 0 | 0 |
| Kidnaping/Abduction | 3 | 0 | 0 | 0 |
| Forcible Rape | 2 | 0 | 0 | 0 |
| Forcible Sodomy | 0 | 0 | 0 | 0 |
| Sexual Assault W/Object | 0 | 0 | 0 | 0 |
| Forcible Fondling | 0 | 0 | 0 | 0 |
| Incest | 0 | 0 | 0 | 0 |
| Statutory Rape | 0 | 0 | 0 | 0 |
| Aggravated Assault | 114 | 65 | 66 | 1 |
| Simple Assault | 38 | 10 | 10 | 0 |
| Intimidation | 83 | 3 | 3 | 0 |
| Stalking | 1 | 0 | 0 | 0 |
| Crimes Against Property | | | | |
| Arson | 0 | 0 | 0 | 0 |
| Bribery | 0 | 0 | 0 | 0 |
| Burglary | 30 | 6 | 6 | 0 |
| Counterfeiting/Forgery | 1 | 0 | 0 | 0 |
| Destruction/Damage/Vandalism | 75 | 2 | 2 | 0 |
| Embezzlement | 0 | 0 | 0 | 0 |
| Extortion/Blackmail | 0 | 0 | 0 | 0 |
| Fraud - False Pretenses | 0 | 0 | 0 | 0 |
| Fraud - Credit Card/ATM | 1 | 0 | 0 | 0 |
| Fraud - Impersonation | 0 | 0 | 0 | 0 |
| Fraud - Welfare | 1 | 1 | 1 | 0 |
| Fraud - Wire | 0 | 0 | 0 | 0 |
| Motor Vehicle Theft | 37 | 1 | 1 | 0 |
| Robbery | 0 | 0 | 0 | 0 |
| Stolen Property Offenses | 77 | 2 | 2 | 0 |
| Theft - Pocket-picking | 0 | 0 | 0 | 0 |
| Theft - Purse Snatching | 0 | 0 | 0 | 0 |
| Theft - Shoplifting | 0 | 0 | 0 | 0 |
| Theft From Building | 1 | 0 | 0 | 0 |
| Theft From Coin Machine | 0 | 0 | 0 | 0 |
| Theft From Motor Vehicle | 0 | 0 | 0 | 0 |
| Theft of Motor Vehicle Parts | 1 | 0 | 0 | 0 |
| Theft - All Other Larceny | 4 | 1 | 1 | 0 |
| Crimes Against Society | | | | |
| Drug/Narcotic Violations | 21 | 20 | 20 | 0 |
| Drug/Narcotic Equipment Violations | 0 | 0 | 0 | 0 |
| Gambling - Betting/Wagering | 0 | 0 | 0 | 0 |
| Gambling - Operating/Promoting | 0 | 0 | 0 | 0 |
| Gambling - Equipment Violations | 0 | 0 | 0 | 0 |
| Gambling - Sports Tampering | 0 | 0 | 0 | 0 |
| Pornography/Obscene Material | 0 | 0 | 0 | 0 |
| Prostitution | 0 | 0 | 0 | 0 |
| Prostitution Assisting/Promoting | 0 | 0 | 0 | 0 |
| Weapon Law Violations | 3 | 2 | 2 | 0 |
| Total Group A Offenses | 493 | 113 | 114 | 1 |



2006 Population Estimate N/A

Offense Overview

Offense Total 1,631
 Number Cleared 648
 Percent Cleared 39.73 %

Group A Crimes per 100,000 population N/A

Arrest Overview

Total Arrests 1,683
 Adult Arrests 1,606
 Juvenile Arrests 77
 Unknown Age 0

Arrests per 100,000 population N/A

Average number offenses/incident 1.14

Domestic Violence Victims

| Offense | Total | Arrests |
|-------------------------|------------|-----------|
| Murder | 1 | 1 |
| Aggravated Assault | 43 | 31 |
| Simple Assault | 116 | 59 |
| Intimidation | 40 | 5 |
| Stalking | 3 | 0 |
| Forcible Rape | 3 | 1 |
| Forcible Sodomy | 0 | 0 |
| Sexual Assault W/Object | 0 | 0 |
| Forcible Fondling | 0 | 0 |
| Incest | 0 | 0 |
| Statutory Rape | 0 | 0 |
| Kidnaping/Abduction | 3 | 0 |
| Total | 209 | 97 |

TIBRS Group B Arrests

| Offense | Adult | Juvenile |
|-----------------------|--------------|-----------|
| Bad Checks | 159 | 0 |
| Curfew/Vagrancy | 0 | 0 |
| Disorderly Conduct | 10 | 1 |
| DUI | 42 | 0 |
| Drunkenness | 80 | 0 |
| Family-Non Violent | 49 | 0 |
| Liquor Law Violations | 3 | 0 |
| Peeping Tom | 0 | 0 |
| Runaway | 0 | 31 |
| Trespass | 4 | 3 |
| All Other Offenses | 810 | 0 |
| Total Group B | 1,157 | 35 |

| TIBRS Group A Offenses | Offenses | | Arrests | |
|------------------------------------|--------------|------------|------------|-----------|
| | Reported | Cleared | Adult | Juvenile |
| Crimes Against Persons | | | | |
| Murder | 1 | 1 | 1 | 0 |
| Negligent Manslaughter | 0 | 0 | 0 | 0 |
| Kidnaping/Abduction | 5 | 4 | 0 | 0 |
| Forcible Rape | 7 | 3 | 1 | 0 |
| Forcible Sodomy | 0 | 0 | 0 | 0 |
| Sexual Assault W/Object | 0 | 0 | 0 | 0 |
| Forcible Fondling | 0 | 0 | 0 | 0 |
| Incest | 0 | 0 | 0 | 0 |
| Statutory Rape | 2 | 2 | 2 | 0 |
| Aggravated Assault | 92 | 51 | 42 | 4 |
| Simple Assault | 169 | 93 | 76 | 5 |
| Intimidation | 118 | 17 | 9 | 1 |
| Stalking | 10 | 2 | 1 | 0 |
| Crimes Against Property | | | | |
| Arson | 10 | 5 | 3 | 0 |
| Bribery | 0 | 0 | 0 | 0 |
| Burglary | 283 | 69 | 33 | 20 |
| Counterfeiting/Forgery | 6 | 2 | 1 | 0 |
| Destruction/Damage/Vandalism | 186 | 36 | 5 | 7 |
| Embezzlement | 5 | 2 | 1 | 0 |
| Extortion/Blackmail | 0 | 0 | 0 | 0 |
| Fraud - False Pretenses | 14 | 9 | 3 | 0 |
| Fraud - Credit Card/ATM | 2 | 0 | 0 | 0 |
| Fraud - Impersonation | 6 | 2 | 1 | 0 |
| Fraud - Welfare | 0 | 0 | 0 | 0 |
| Fraud - Wire | 0 | 0 | 0 | 0 |
| Motor Vehicle Theft | 44 | 6 | 4 | 0 |
| Robbery | 16 | 12 | 23 | 0 |
| Stolen Property Offenses | 1 | 1 | 0 | 0 |
| Theft - Pocket-picking | 1 | 0 | 0 | 0 |
| Theft - Purse Snatching | 0 | 0 | 0 | 0 |
| Theft - Shoplifting | 2 | 0 | 0 | 0 |
| Theft From Building | 130 | 39 | 24 | 1 |
| Theft From Coin Machine | 0 | 0 | 0 | 0 |
| Theft From Motor Vehicle | 63 | 5 | 3 | 0 |
| Theft of Motor Vehicle Parts | 70 | 7 | 2 | 1 |
| Theft - All Other Larceny | 133 | 27 | 30 | 0 |
| Crimes Against Society | | | | |
| Drug/Narcotic Violations | 159 | 158 | 178 | 3 |
| Drug/Narcotic Equipment Violations | 76 | 76 | 1 | 0 |
| Gambling - Betting/Wagering | 0 | 0 | 0 | 0 |
| Gambling - Operating/Promoting | 0 | 0 | 0 | 0 |
| Gambling - Equipment Violations | 0 | 0 | 0 | 0 |
| Gambling - Sports Tampering | 0 | 0 | 0 | 0 |
| Pornography/Obscene Material | 0 | 0 | 0 | 0 |
| Prostitution | 0 | 0 | 0 | 0 |
| Prostitution Assisting/Promoting | 0 | 0 | 0 | 0 |
| Weapon Law Violations | 20 | 19 | 5 | 0 |
| Total Group A Offenses | 1,631 | 648 | 449 | 42 |



| | |
|---------------------------------------|------------|
| 2006 Population Estimate | N/A |
| Offense Overview | |
| Offense Total | 5,481 |
| Number Cleared | 2,183 |
| Percent Cleared | 39.83 % |
| Group A Crimes per 100,000 population | N/A |
| Arrest Overview | |
| Total Arrests | 5,869 |
| Adult Arrests | 5,300 |
| Juvenile Arrests | 569 |
| Unknown Age | 0 |
| Arrests per 100,000 population | N/A |
| Average number offenses/incident | 1.15 |

| Domestic Violence Victims | | |
|----------------------------------|------------|------------|
| Offense | Total | Arrests |
| Murder | 0 | 0 |
| Aggravated Assault | 119 | 77 |
| Simple Assault | 476 | 265 |
| Intimidation | 72 | 11 |
| Stalking | 10 | 8 |
| Forcible Rape | 6 | 1 |
| Forcible Sodomy | 4 | 0 |
| Sexual Assault W/Object | 2 | 0 |
| Forcible Fondling | 12 | 1 |
| Incest | 0 | 0 |
| Statutory Rape | 2 | 0 |
| Kidnaping/Abduction | 10 | 7 |
| Total | 713 | 370 |

| TIBRS Group B Arrests | | |
|------------------------------|--------------|------------|
| Offense | Adult | Juvenile |
| Bad Checks | 316 | 0 |
| Curfew/Vagrancy | 0 | 26 |
| Disorderly Conduct | 34 | 76 |
| DUI | 255 | 2 |
| Drunkenness | 104 | 4 |
| Family-Non Violent | 257 | 0 |
| Liquor Law Violations | 122 | 55 |
| Peeping Tom | 0 | 0 |
| Runaway | 0 | 16 |
| Trespass | 12 | 23 |
| All Other Offenses | 2,850 | 84 |
| Total Group B | 3,950 | 286 |

| TIBRS Group A Offenses | Offenses | | Arrests | |
|------------------------------------|-----------------|--------------|----------------|------------|
| | Reported | Cleared | Adult | Juvenile |
| Crimes Against Persons | | | | |
| Murder | 2 | 2 | 1 | 0 |
| Negligent Manslaughter | 0 | 0 | 0 | 0 |
| Kidnaping/Abduction | 11 | 9 | 8 | 0 |
| Forcible Rape | 24 | 8 | 6 | 1 |
| Forcible Sodomy | 7 | 0 | 0 | 0 |
| Sexual Assault W/Object | 4 | 1 | 0 | 0 |
| Forcible Fondling | 61 | 18 | 6 | 4 |
| Incest | 0 | 0 | 0 | 0 |
| Statutory Rape | 7 | 0 | 0 | 0 |
| Aggravated Assault | 292 | 190 | 121 | 21 |
| Simple Assault | 855 | 554 | 334 | 94 |
| Intimidation | 304 | 98 | 31 | 12 |
| Stalking | 18 | 18 | 11 | 0 |
| Crimes Against Property | | | | |
| Arson | 4 | 0 | 0 | 0 |
| Bribery | 0 | 0 | 0 | 0 |
| Burglary | 514 | 70 | 56 | 9 |
| Counterfeiting/Forgery | 111 | 60 | 12 | 0 |
| Destruction/Damage/Vandalism | 685 | 116 | 37 | 29 |
| Embezzlement | 13 | 6 | 2 | 0 |
| Extortion/Blackmail | 1 | 0 | 0 | 0 |
| Fraud - False Pretenses | 160 | 77 | 64 | 1 |
| Fraud - Credit Card/ATM | 56 | 14 | 4 | 0 |
| Fraud - Impersonation | 80 | 44 | 38 | 2 |
| Fraud - Welfare | 0 | 0 | 0 | 0 |
| Fraud - Wire | 6 | 0 | 0 | 0 |
| Motor Vehicle Theft | 117 | 26 | 19 | 0 |
| Robbery | 17 | 5 | 4 | 2 |
| Stolen Property Offenses | 12 | 9 | 16 | 1 |
| Theft - Pocket-picking | 4 | 1 | 1 | 0 |
| Theft - Purse Snatching | 0 | 0 | 0 | 0 |
| Theft - Shoplifting | 45 | 24 | 18 | 2 |
| Theft From Building | 355 | 56 | 27 | 19 |
| Theft From Coin Machine | 9 | 1 | 3 | 0 |
| Theft From Motor Vehicle | 378 | 26 | 14 | 1 |
| Theft of Motor Vehicle Parts | 106 | 3 | 3 | 0 |
| Theft - All Other Larceny | 418 | 51 | 43 | 3 |
| Crimes Against Society | | | | |
| Drug/Narcotic Violations | 538 | 457 | 387 | 66 |
| Drug/Narcotic Equipment Violations | 221 | 196 | 63 | 9 |
| Gambling - Betting/Wagering | 1 | 1 | 2 | 1 |
| Gambling - Operating/Promoting | 1 | 1 | 0 | 0 |
| Gambling - Equipment Violations | 0 | 0 | 0 | 0 |
| Gambling - Sports Tampering | 0 | 0 | 0 | 0 |
| Pornography/Obscene Material | 2 | 0 | 0 | 0 |
| Prostitution | 0 | 0 | 0 | 0 |
| Prostitution Assisting/Promoting | 0 | 0 | 0 | 0 |
| Weapon Law Violations | 42 | 41 | 19 | 6 |
| Total Group A Offenses | 5,481 | 2,183 | 1,350 | 283 |



Hancock County Sheriff's Department - 2007

| | |
|---------------------------------|--------|
| 2006 Population Estimate | N/A |
| Offense Overview | |
| Offense Total | 206 |
| Number Cleared | 17 |
| Percent Cleared | 8.25 % |

Group A Crimes per 100,000 population N/A

| | |
|------------------------|----|
| Arrest Overview | |
| Total Arrests | 63 |
| Adult Arrests | 63 |
| Juvenile Arrests | 0 |
| Unknown Age | 0 |

Arrests per 100,000 population N/A

Average number offenses/incident 1.01

| Domestic Violence Victims | | |
|---------------------------|----------|----------|
| Offense | Total | Arrests |
| Murder | 0 | 0 |
| Aggravated Assault | 1 | 1 |
| Simple Assault | 1 | 1 |
| Intimidation | 0 | 0 |
| Stalking | 0 | 0 |
| Forcible Rape | 0 | 0 |
| Forcible Sodomy | 0 | 0 |
| Sexual Assault W/Object | 0 | 0 |
| Forcible Fondling | 0 | 0 |
| Incest | 0 | 0 |
| Statutory Rape | 0 | 0 |
| Kidnaping/Abduction | 0 | 0 |
| Total | 2 | 2 |

| TIBRS Group B Arrests | | |
|-----------------------|-----------|----------|
| Offense | Adult | Juvenile |
| Bad Checks | 2 | 0 |
| Curfew/Vagrancy | 0 | 0 |
| Disorderly Conduct | 0 | 0 |
| DUI | 12 | 0 |
| Drunkenness | 11 | 0 |
| Family-Non Violent | 0 | 0 |
| Liquor Law Violations | 0 | 0 |
| Peeping Tom | 0 | 0 |
| Runaway | 0 | 0 |
| Trespass | 1 | 0 |
| All Other Offenses | 19 | 0 |
| Total Group B | 45 | 0 |

| TIBRS Group A Offenses | Offenses | | Arrests | |
|------------------------------------|------------|-----------|-----------|----------|
| | Reported | Cleared | Adult | Juvenile |
| Crimes Against Persons | | | | |
| Murder | 0 | 0 | 0 | 0 |
| Negligent Manslaughter | 0 | 0 | 0 | 0 |
| Kidnaping/Abduction | 0 | 0 | 0 | 0 |
| Forcible Rape | 0 | 0 | 0 | 0 |
| Forcible Sodomy | 0 | 0 | 0 | 0 |
| Sexual Assault W/Object | 0 | 0 | 0 | 0 |
| Forcible Fondling | 0 | 0 | 0 | 0 |
| Incest | 0 | 0 | 0 | 0 |
| Statutory Rape | 0 | 0 | 0 | 0 |
| Aggravated Assault | 6 | 4 | 6 | 0 |
| Simple Assault | 10 | 1 | 1 | 0 |
| Intimidation | 0 | 0 | 0 | 0 |
| Stalking | 0 | 0 | 0 | 0 |
| Crimes Against Property | | | | |
| Arson | 2 | 0 | 0 | 0 |
| Bribery | 0 | 0 | 0 | 0 |
| Burglary | 65 | 3 | 2 | 0 |
| Counterfeiting/Forgery | 6 | 2 | 0 | 0 |
| Destruction/Damage/Vandalism | 24 | 0 | 0 | 0 |
| Embezzlement | 0 | 0 | 0 | 0 |
| Extortion/Blackmail | 0 | 0 | 0 | 0 |
| Fraud - False Pretenses | 3 | 1 | 0 | 0 |
| Fraud - Credit Card/ATM | 1 | 0 | 0 | 0 |
| Fraud - Impersonation | 0 | 0 | 0 | 0 |
| Fraud - Welfare | 0 | 0 | 0 | 0 |
| Fraud - Wire | 0 | 0 | 0 | 0 |
| Motor Vehicle Theft | 4 | 0 | 0 | 0 |
| Robbery | 1 | 0 | 0 | 0 |
| Stolen Property Offenses | 0 | 0 | 0 | 0 |
| Theft - Pocket-picking | 0 | 0 | 0 | 0 |
| Theft - Purse Snatching | 0 | 0 | 0 | 0 |
| Theft - Shoplifting | 0 | 0 | 0 | 0 |
| Theft From Building | 35 | 2 | 4 | 0 |
| Theft From Coin Machine | 0 | 0 | 0 | 0 |
| Theft From Motor Vehicle | 12 | 0 | 0 | 0 |
| Theft of Motor Vehicle Parts | 4 | 0 | 0 | 0 |
| Theft - All Other Larceny | 31 | 2 | 3 | 0 |
| Crimes Against Society | | | | |
| Drug/Narcotic Violations | 2 | 2 | 2 | 0 |
| Drug/Narcotic Equipment Violations | 0 | 0 | 0 | 0 |
| Gambling - Betting/Wagering | 0 | 0 | 0 | 0 |
| Gambling - Operating/Promoting | 0 | 0 | 0 | 0 |
| Gambling - Equipment Violations | 0 | 0 | 0 | 0 |
| Gambling - Sports Tampering | 0 | 0 | 0 | 0 |
| Pornography/Obscene Material | 0 | 0 | 0 | 0 |
| Prostitution | 0 | 0 | 0 | 0 |
| Prostitution Assisting/Promoting | 0 | 0 | 0 | 0 |
| Weapon Law Violations | 0 | 0 | 0 | 0 |
| Total Group A Offenses | 206 | 17 | 18 | 0 |



| | |
|---------------------------------|------------|
| 2006 Population Estimate | N/A |
| Offense Overview | |
| Offense Total | 1,011 |
| Number Cleared | 375 |
| Percent Cleared | 37.09 % |

Group A Crimes per 100,000 population N/A

| | |
|------------------------|-----|
| Arrest Overview | |
| Total Arrests | 691 |
| Adult Arrests | 639 |
| Juvenile Arrests | 52 |
| Unknown Age | 0 |

Arrests per 100,000 population N/A

Average number offenses/incident 1.13

| Domestic Violence Victims | | |
|----------------------------------|------------|------------|
| Offense | Total | Arrests |
| Murder | 0 | 0 |
| Aggravated Assault | 50 | 36 |
| Simple Assault | 111 | 75 |
| Intimidation | 22 | 3 |
| Stalking | 5 | 0 |
| Forcible Rape | 1 | 1 |
| Forcible Sodomy | 0 | 0 |
| Sexual Assault W/Object | 0 | 0 |
| Forcible Fondling | 2 | 1 |
| Incest | 1 | 1 |
| Statutory Rape | 1 | 0 |
| Kidnaping/Abduction | 0 | 0 |
| Total | 193 | 117 |

| TIBRS Group B Arrests | | |
|------------------------------|------------|-----------|
| Offense | Adult | Juvenile |
| Bad Checks | 0 | 0 |
| Curfew/Vagrancy | 0 | 3 |
| Disorderly Conduct | 3 | 2 |
| DUI | 17 | 0 |
| Drunkenness | 8 | 0 |
| Family-Non Violent | 0 | 0 |
| Liquor Law Violations | 7 | 2 |
| Peeping Tom | 0 | 0 |
| Runaway | 0 | 2 |
| Trespass | 7 | 0 |
| All Other Offenses | 300 | 4 |
| Total Group B | 342 | 13 |

| TIBRS Group A Offenses | Offenses | | Arrests | |
|------------------------------------|-----------------|------------|----------------|-----------|
| | Reported | Cleared | Adult | Juvenile |
| Crimes Against Persons | | | | |
| Murder | 1 | 0 | 0 | 0 |
| Negligent Manslaughter | 0 | 0 | 0 | 0 |
| Kidnaping/Abduction | 0 | 0 | 0 | 0 |
| Forcible Rape | 5 | 2 | 2 | 0 |
| Forcible Sodomy | 1 | 1 | 0 | 1 |
| Sexual Assault W/Object | 0 | 0 | 0 | 0 |
| Forcible Fondling | 5 | 2 | 2 | 0 |
| Incest | 1 | 1 | 1 | 0 |
| Statutory Rape | 1 | 0 | 0 | 0 |
| Aggravated Assault | 87 | 62 | 52 | 4 |
| Simple Assault | 166 | 120 | 100 | 15 |
| Intimidation | 51 | 7 | 5 | 0 |
| Stalking | 5 | 3 | 2 | 0 |
| Crimes Against Property | | | | |
| Arson | 3 | 0 | 0 | 0 |
| Bribery | 1 | 1 | 1 | 0 |
| Burglary | 159 | 27 | 25 | 2 |
| Counterfeiting/Forgery | 12 | 4 | 2 | 0 |
| Destruction/Damage/Vandalism | 136 | 26 | 12 | 2 |
| Embezzlement | 1 | 1 | 1 | 0 |
| Extortion/Blackmail | 0 | 0 | 0 | 0 |
| Fraud - False Pretenses | 5 | 1 | 1 | 0 |
| Fraud - Credit Card/ATM | 0 | 0 | 0 | 0 |
| Fraud - Impersonation | 2 | 0 | 0 | 0 |
| Fraud - Welfare | 0 | 0 | 0 | 0 |
| Fraud - Wire | 2 | 0 | 0 | 0 |
| Motor Vehicle Theft | 56 | 8 | 11 | 1 |
| Robbery | 9 | 5 | 6 | 0 |
| Stolen Property Offenses | 2 | 2 | 3 | 1 |
| Theft - Pocket-picking | 0 | 0 | 0 | 0 |
| Theft - Purse Snatching | 1 | 1 | 1 | 0 |
| Theft - Shoplifting | 3 | 1 | 1 | 0 |
| Theft From Building | 39 | 9 | 7 | 0 |
| Theft From Coin Machine | 1 | 0 | 0 | 0 |
| Theft From Motor Vehicle | 37 | 7 | 2 | 5 |
| Theft of Motor Vehicle Parts | 30 | 2 | 2 | 2 |
| Theft - All Other Larceny | 103 | 11 | 12 | 2 |
| Crimes Against Society | | | | |
| Drug/Narcotic Violations | 36 | 33 | 37 | 3 |
| Drug/Narcotic Equipment Violations | 15 | 14 | 4 | 0 |
| Gambling - Betting/Wagering | 0 | 0 | 0 | 0 |
| Gambling - Operating/Promoting | 0 | 0 | 0 | 0 |
| Gambling - Equipment Violations | 0 | 0 | 0 | 0 |
| Gambling - Sports Tampering | 0 | 0 | 0 | 0 |
| Pornography/Obscene Material | 0 | 0 | 0 | 0 |
| Prostitution | 0 | 0 | 0 | 0 |
| Prostitution Assisting/Promoting | 0 | 0 | 0 | 0 |
| Weapon Law Violations | 35 | 24 | 5 | 1 |
| Total Group A Offenses | 1,011 | 375 | 297 | 39 |



Hardin County Sheriff's Department - 2007

2006 Population Estimate N/A

Offense Overview

Offense Total 1,243
Number Cleared 406
Percent Cleared 32.66 %

Group A Crimes per 100,000 population N/A

Arrest Overview

Total Arrests 1,017
Adult Arrests 977
Juvenile Arrests 40
Unknown Age 0

Arrests per 100,000 population N/A

Average number offenses/incident 1.16

Domestic Violence Victims

| Offense | Total | Arrests |
|-------------------------|------------|-----------|
| Murder | 0 | 0 |
| Aggravated Assault | 38 | 20 |
| Simple Assault | 98 | 52 |
| Intimidation | 38 | 6 |
| Stalking | 4 | 0 |
| Forcible Rape | 1 | 1 |
| Forcible Sodomy | 0 | 0 |
| Sexual Assault W/Object | 0 | 0 |
| Forcible Fondling | 6 | 0 |
| Incest | 0 | 0 |
| Statutory Rape | 0 | 0 |
| Kidnaping/Abduction | 1 | 2 |
| Total | 186 | 81 |

TIBRS Group B Arrests

| Offense | Adult | Juvenile |
|-----------------------|------------|-----------|
| Bad Checks | 175 | 0 |
| Curfew/Vagrancy | 0 | 0 |
| Disorderly Conduct | 12 | 0 |
| DUI | 30 | 1 |
| Drunkenness | 57 | 1 |
| Family-Non Violent | 1 | 0 |
| Liquor Law Violations | 3 | 0 |
| Peeping Tom | 0 | 0 |
| Runaway | 0 | 5 |
| Trespass | 2 | 1 |
| All Other Offenses | 366 | 13 |
| Total Group B | 646 | 21 |

| TIBRS Group A Offenses | Offenses | | Arrests | |
|------------------------------------|--------------|------------|------------|-----------|
| | Reported | Cleared | Adult | Juvenile |
| Crimes Against Persons | | | | |
| Murder | 1 | 1 | 1 | 0 |
| Negligent Manslaughter | 0 | 0 | 0 | 0 |
| Kidnaping/Abduction | 3 | 2 | 2 | 0 |
| Forcible Rape | 7 | 4 | 3 | 0 |
| Forcible Sodomy | 2 | 2 | 2 | 0 |
| Sexual Assault W/Object | 0 | 0 | 0 | 0 |
| Forcible Fondling | 9 | 4 | 1 | 0 |
| Incest | 0 | 0 | 0 | 0 |
| Statutory Rape | 2 | 1 | 1 | 0 |
| Aggravated Assault | 91 | 45 | 36 | 2 |
| Simple Assault | 149 | 93 | 70 | 2 |
| Intimidation | 106 | 14 | 10 | 1 |
| Stalking | 4 | 0 | 0 | 0 |
| Crimes Against Property | | | | |
| Arson | 3 | 0 | 0 | 0 |
| Bribery | 0 | 0 | 0 | 0 |
| Burglary | 211 | 39 | 42 | 4 |
| Counterfeiting/Forgery | 5 | 4 | 3 | 0 |
| Destruction/Damage/Vandalism | 173 | 32 | 26 | 6 |
| Embezzlement | 7 | 7 | 6 | 0 |
| Extortion/Blackmail | 0 | 0 | 0 | 0 |
| Fraud - False Pretenses | 13 | 8 | 4 | 0 |
| Fraud - Credit Card/ATM | 11 | 0 | 0 | 0 |
| Fraud - Impersonation | 12 | 4 | 4 | 0 |
| Fraud - Welfare | 0 | 0 | 0 | 0 |
| Fraud - Wire | 2 | 0 | 0 | 0 |
| Motor Vehicle Theft | 46 | 11 | 7 | 3 |
| Robbery | 3 | 0 | 0 | 0 |
| Stolen Property Offenses | 0 | 0 | 1 | 0 |
| Theft - Pocket-picking | 2 | 0 | 0 | 0 |
| Theft - Purse Snatching | 0 | 0 | 0 | 0 |
| Theft - Shoplifting | 4 | 2 | 1 | 1 |
| Theft From Building | 77 | 19 | 18 | 0 |
| Theft From Coin Machine | 1 | 0 | 0 | 0 |
| Theft From Motor Vehicle | 32 | 4 | 4 | 0 |
| Theft of Motor Vehicle Parts | 18 | 2 | 2 | 0 |
| Theft - All Other Larceny | 163 | 22 | 20 | 0 |
| Crimes Against Society | | | | |
| Drug/Narcotic Violations | 51 | 51 | 55 | 0 |
| Drug/Narcotic Equipment Violations | 29 | 29 | 10 | 0 |
| Gambling - Betting/Wagering | 0 | 0 | 0 | 0 |
| Gambling - Operating/Promoting | 0 | 0 | 0 | 0 |
| Gambling - Equipment Violations | 0 | 0 | 0 | 0 |
| Gambling - Sports Tampering | 0 | 0 | 0 | 0 |
| Pornography/Obscene Material | 0 | 0 | 0 | 0 |
| Prostitution | 0 | 0 | 0 | 0 |
| Prostitution Assisting/Promoting | 0 | 0 | 0 | 0 |
| Weapon Law Violations | 6 | 6 | 2 | 0 |
| Total Group A Offenses | 1,243 | 406 | 331 | 19 |



Hawkins County Sheriff's Department - 2007

2006 Population Estimate N/A

Offense Overview

Offense Total 2,476
 Number Cleared 806
 Percent Cleared 32.55 %

Group A Crimes per 100,000 population N/A

Arrest Overview

Total Arrests 932
 Adult Arrests 923
 Juvenile Arrests 9
 Unknown Age 0

Arrests per 100,000 population N/A

Average number offenses/incident 1.07

Domestic Violence Victims

| Offense | Total | Arrests |
|-------------------------|------------|-----------|
| Murder | 0 | 0 |
| Aggravated Assault | 14 | 9 |
| Simple Assault | 183 | 73 |
| Intimidation | 1 | 0 |
| Stalking | 0 | 0 |
| Forcible Rape | 0 | 0 |
| Forcible Sodomy | 0 | 0 |
| Sexual Assault W/Object | 0 | 0 |
| Forcible Fondling | 1 | 0 |
| Incest | 0 | 0 |
| Statutory Rape | 0 | 0 |
| Kidnaping/Abduction | 0 | 0 |
| Total | 199 | 82 |

TIBRS Group B Arrests

| Offense | Adult | Juvenile |
|-----------------------|------------|----------|
| Bad Checks | 3 | 0 |
| Curfew/Vagrancy | 0 | 0 |
| Disorderly Conduct | 4 | 0 |
| DUI | 81 | 1 |
| Drunkenness | 114 | 0 |
| Family-Non Violent | 0 | 0 |
| Liquor Law Violations | 0 | 0 |
| Peeping Tom | 0 | 0 |
| Runaway | 0 | 0 |
| Trespass | 5 | 0 |
| All Other Offenses | 373 | 2 |
| Total Group B | 580 | 3 |

| TIBRS Group A Offenses | Offenses | | Arrests | |
|------------------------------------|--------------|------------|------------|----------|
| | Reported | Cleared | Adult | Juvenile |
| Crimes Against Persons | | | | |
| Murder | 1 | 1 | 2 | 0 |
| Negligent Manslaughter | 0 | 0 | 0 | 0 |
| Kidnaping/Abduction | 0 | 0 | 0 | 0 |
| Forcible Rape | 14 | 2 | 1 | 0 |
| Forcible Sodomy | 0 | 0 | 0 | 0 |
| Sexual Assault W/Object | 0 | 0 | 0 | 0 |
| Forcible Fondling | 17 | 4 | 0 | 0 |
| Incest | 0 | 0 | 0 | 0 |
| Statutory Rape | 4 | 0 | 0 | 0 |
| Aggravated Assault | 73 | 40 | 31 | 0 |
| Simple Assault | 578 | 389 | 159 | 1 |
| Intimidation | 239 | 122 | 3 | 0 |
| Stalking | 3 | 1 | 0 | 0 |
| Crimes Against Property | | | | |
| Arson | 10 | 2 | 1 | 0 |
| Bribery | 0 | 0 | 0 | 0 |
| Burglary | 381 | 19 | 16 | 0 |
| Counterfeiting/Forgery | 19 | 6 | 6 | 0 |
| Destruction/Damage/Vandalism | 307 | 59 | 23 | 0 |
| Embezzlement | 2 | 2 | 2 | 0 |
| Extortion/Blackmail | 0 | 0 | 0 | 0 |
| Fraud - False Pretenses | 0 | 0 | 0 | 0 |
| Fraud - Credit Card/ATM | 14 | 2 | 2 | 0 |
| Fraud - Impersonation | 0 | 0 | 0 | 0 |
| Fraud - Welfare | 0 | 0 | 0 | 0 |
| Fraud - Wire | 0 | 0 | 0 | 0 |
| Motor Vehicle Theft | 109 | 13 | 8 | 1 |
| Robbery | 6 | 1 | 1 | 0 |
| Stolen Property Offenses | 0 | 0 | 0 | 0 |
| Theft - Pocket-picking | 0 | 0 | 0 | 0 |
| Theft - Purse Snatching | 0 | 0 | 0 | 0 |
| Theft - Shoplifting | 3 | 2 | 1 | 0 |
| Theft From Building | 182 | 19 | 8 | 0 |
| Theft From Coin Machine | 0 | 0 | 0 | 0 |
| Theft From Motor Vehicle | 88 | 9 | 2 | 0 |
| Theft of Motor Vehicle Parts | 45 | 2 | 1 | 0 |
| Theft - All Other Larceny | 298 | 29 | 5 | 0 |
| Crimes Against Society | | | | |
| Drug/Narcotic Violations | 46 | 46 | 61 | 3 |
| Drug/Narcotic Equipment Violations | 35 | 35 | 10 | 0 |
| Gambling - Betting/Wagering | 0 | 0 | 0 | 0 |
| Gambling - Operating/Promoting | 0 | 0 | 0 | 0 |
| Gambling - Equipment Violations | 0 | 0 | 0 | 0 |
| Gambling - Sports Tampering | 0 | 0 | 0 | 0 |
| Pornography/Obscene Material | 1 | 0 | 0 | 0 |
| Prostitution | 0 | 0 | 0 | 0 |
| Prostitution Assisting/Promoting | 0 | 0 | 0 | 0 |
| Weapon Law Violations | 1 | 1 | 0 | 1 |
| Total Group A Offenses | 2,476 | 806 | 343 | 6 |



| | |
|---------------------------------|------------|
| 2006 Population Estimate | N/A |
| Offense Overview | |
| Offense Total | 491 |
| Number Cleared | 84 |
| Percent Cleared | 17.11 % |

Group A Crimes per 100,000 population N/A

| | |
|------------------------|-----|
| Arrest Overview | |
| Total Arrests | 457 |
| Adult Arrests | 457 |
| Juvenile Arrests | 0 |
| Unknown Age | 0 |

Arrests per 100,000 population N/A

Average number offenses/incident 1.10

| Domestic Violence Victims | | |
|----------------------------------|-----------|-----------|
| Offense | Total | Arrests |
| Murder | 0 | 0 |
| Aggravated Assault | 5 | 3 |
| Simple Assault | 44 | 13 |
| Intimidation | 24 | 2 |
| Stalking | 0 | 0 |
| Forcible Rape | 1 | 0 |
| Forcible Sodomy | 0 | 0 |
| Sexual Assault W/Object | 0 | 0 |
| Forcible Fondling | 0 | 0 |
| Incest | 0 | 0 |
| Statutory Rape | 0 | 0 |
| Kidnaping/Abduction | 0 | 0 |
| Total | 74 | 18 |

| TIBRS Group B Arrests | | |
|------------------------------|------------|----------|
| Offense | Adult | Juvenile |
| Bad Checks | 34 | 0 |
| Curfew/Vagrancy | 0 | 0 |
| Disorderly Conduct | 4 | 0 |
| DUI | 10 | 0 |
| Drunkenness | 0 | 0 |
| Family-Non Violent | 2 | 0 |
| Liquor Law Violations | 0 | 0 |
| Peeping Tom | 0 | 0 |
| Runaway | 0 | 0 |
| Trespass | 1 | 0 |
| All Other Offenses | 326 | 0 |
| Total Group B | 377 | 0 |

| TIBRS Group A Offenses | Offenses | | Arrests | |
|------------------------------------|-----------------|-----------|----------------|----------|
| | Reported | Cleared | Adult | Juvenile |
| Crimes Against Persons | | | | |
| Murder | 2 | 2 | 1 | 0 |
| Negligent Manslaughter | 0 | 0 | 0 | 0 |
| Kidnaping/Abduction | 1 | 1 | 1 | 0 |
| Forcible Rape | 1 | 0 | 0 | 0 |
| Forcible Sodomy | 1 | 0 | 0 | 0 |
| Sexual Assault W/Object | 0 | 0 | 0 | 0 |
| Forcible Fondling | 0 | 0 | 0 | 0 |
| Incest | 0 | 0 | 0 | 0 |
| Statutory Rape | 1 | 0 | 0 | 0 |
| Aggravated Assault | 24 | 9 | 12 | 0 |
| Simple Assault | 81 | 19 | 20 | 0 |
| Intimidation | 46 | 8 | 4 | 0 |
| Stalking | 3 | 3 | 2 | 0 |
| Crimes Against Property | | | | |
| Arson | 2 | 0 | 0 | 0 |
| Bribery | 0 | 0 | 0 | 0 |
| Burglary | 79 | 2 | 2 | 0 |
| Counterfeiting/Forgery | 7 | 5 | 3 | 0 |
| Destruction/Damage/Vandalism | 64 | 6 | 3 | 0 |
| Embezzlement | 0 | 0 | 0 | 0 |
| Extortion/Blackmail | 0 | 0 | 0 | 0 |
| Fraud - False Pretenses | 2 | 0 | 0 | 0 |
| Fraud - Credit Card/ATM | 6 | 0 | 0 | 0 |
| Fraud - Impersonation | 6 | 0 | 0 | 0 |
| Fraud - Welfare | 0 | 0 | 0 | 0 |
| Fraud - Wire | 0 | 0 | 0 | 0 |
| Motor Vehicle Theft | 30 | 0 | 0 | 0 |
| Robbery | 8 | 2 | 1 | 0 |
| Stolen Property Offenses | 3 | 1 | 0 | 0 |
| Theft - Pocket-picking | 0 | 0 | 0 | 0 |
| Theft - Purse Snatching | 0 | 0 | 0 | 0 |
| Theft - Shoplifting | 3 | 0 | 0 | 0 |
| Theft From Building | 10 | 1 | 1 | 0 |
| Theft From Coin Machine | 0 | 0 | 0 | 0 |
| Theft From Motor Vehicle | 13 | 1 | 1 | 0 |
| Theft of Motor Vehicle Parts | 19 | 0 | 0 | 0 |
| Theft - All Other Larceny | 59 | 5 | 8 | 0 |
| Crimes Against Society | | | | |
| Drug/Narcotic Violations | 16 | 15 | 20 | 0 |
| Drug/Narcotic Equipment Violations | 3 | 3 | 1 | 0 |
| Gambling - Betting/Wagering | 0 | 0 | 0 | 0 |
| Gambling - Operating/Promoting | 0 | 0 | 0 | 0 |
| Gambling - Equipment Violations | 0 | 0 | 0 | 0 |
| Gambling - Sports Tampering | 0 | 0 | 0 | 0 |
| Pornography/Obscene Material | 0 | 0 | 0 | 0 |
| Prostitution | 0 | 0 | 0 | 0 |
| Prostitution Assisting/Promoting | 0 | 0 | 0 | 0 |
| Weapon Law Violations | 1 | 1 | 0 | 0 |
| Total Group A Offenses | 491 | 84 | 80 | 0 |



Henderson County Sheriff's Department - 2007

| | |
|---------------------------------|---------|
| 2006 Population Estimate | N/A |
| Offense Overview | |
| Offense Total | 973 |
| Number Cleared | 463 |
| Percent Cleared | 47.58 % |

Group A Crimes per 100,000 population N/A

| | |
|------------------------|-------|
| Arrest Overview | |
| Total Arrests | 1,079 |
| Adult Arrests | 1,055 |
| Juvenile Arrests | 24 |
| Unknown Age | 0 |

Arrests per 100,000 population N/A

Average number offenses/incident 1.21

| Domestic Violence Victims | | |
|---------------------------|------------|------------|
| Offense | Total | Arrests |
| Murder | 3 | 1 |
| Aggravated Assault | 39 | 27 |
| Simple Assault | 125 | 77 |
| Intimidation | 3 | 1 |
| Stalking | 1 | 0 |
| Forcible Rape | 1 | 1 |
| Forcible Sodomy | 0 | 0 |
| Sexual Assault W/Object | 0 | 0 |
| Forcible Fondling | 3 | 1 |
| Incest | 0 | 0 |
| Statutory Rape | 0 | 0 |
| Kidnaping/Abduction | 0 | 0 |
| Total | 175 | 108 |

| TIBRS Group B Arrests | | |
|-----------------------|------------|----------|
| Offense | Adult | Juvenile |
| Bad Checks | 10 | 0 |
| Curfew/Vagrancy | 0 | 0 |
| Disorderly Conduct | 8 | 0 |
| DUI | 35 | 0 |
| Drunkenness | 46 | 1 |
| Family-Non Violent | 54 | 0 |
| Liquor Law Violations | 0 | 2 |
| Peeping Tom | 0 | 0 |
| Runaway | 0 | 0 |
| Trespass | 4 | 0 |
| All Other Offenses | 555 | 3 |
| Total Group B | 712 | 6 |

| TIBRS Group A Offenses | Offenses | | Arrests | |
|------------------------------------|------------|------------|------------|-----------|
| | Reported | Cleared | Adult | Juvenile |
| Crimes Against Persons | | | | |
| Murder | 3 | 2 | 1 | 0 |
| Negligent Manslaughter | 1 | 1 | 0 | 0 |
| Kidnaping/Abduction | 2 | 2 | 2 | 0 |
| Forcible Rape | 2 | 1 | 0 | 2 |
| Forcible Sodomy | 0 | 0 | 0 | 0 |
| Sexual Assault W/Object | 1 | 1 | 0 | 0 |
| Forcible Fondling | 10 | 6 | 2 | 1 |
| Incest | 0 | 0 | 0 | 0 |
| Statutory Rape | 1 | 0 | 0 | 0 |
| Aggravated Assault | 77 | 60 | 51 | 4 |
| Simple Assault | 195 | 109 | 99 | 2 |
| Intimidation | 14 | 3 | 2 | 0 |
| Stalking | 1 | 0 | 0 | 0 |
| Crimes Against Property | | | | |
| Arson | 0 | 0 | 0 | 0 |
| Bribery | 0 | 0 | 0 | 0 |
| Burglary | 104 | 17 | 12 | 3 |
| Counterfeiting/Forgery | 45 | 33 | 31 | 0 |
| Destruction/Damage/Vandalism | 107 | 23 | 16 | 0 |
| Embezzlement | 1 | 0 | 0 | 0 |
| Extortion/Blackmail | 0 | 0 | 0 | 0 |
| Fraud - False Pretenses | 35 | 29 | 0 | 0 |
| Fraud - Credit Card/ATM | 5 | 1 | 0 | 0 |
| Fraud - Impersonation | 5 | 2 | 2 | 0 |
| Fraud - Welfare | 0 | 0 | 0 | 0 |
| Fraud - Wire | 0 | 0 | 0 | 0 |
| Motor Vehicle Theft | 33 | 15 | 5 | 2 |
| Robbery | 4 | 1 | 2 | 0 |
| Stolen Property Offenses | 1 | 1 | 0 | 0 |
| Theft - Pocket-picking | 0 | 0 | 0 | 0 |
| Theft - Purse Snatching | 0 | 0 | 0 | 0 |
| Theft - Shoplifting | 2 | 0 | 0 | 0 |
| Theft From Building | 41 | 5 | 8 | 0 |
| Theft From Coin Machine | 0 | 0 | 0 | 0 |
| Theft From Motor Vehicle | 21 | 1 | 1 | 0 |
| Theft of Motor Vehicle Parts | 17 | 0 | 0 | 0 |
| Theft - All Other Larceny | 106 | 13 | 20 | 0 |
| Crimes Against Society | | | | |
| Drug/Narcotic Violations | 77 | 76 | 77 | 4 |
| Drug/Narcotic Equipment Violations | 54 | 53 | 11 | 0 |
| Gambling - Betting/Wagering | 0 | 0 | 0 | 0 |
| Gambling - Operating/Promoting | 0 | 0 | 0 | 0 |
| Gambling - Equipment Violations | 0 | 0 | 0 | 0 |
| Gambling - Sports Tampering | 0 | 0 | 0 | 0 |
| Pornography/Obscene Material | 0 | 0 | 0 | 0 |
| Prostitution | 0 | 0 | 0 | 0 |
| Prostitution Assisting/Promoting | 0 | 0 | 0 | 0 |
| Weapon Law Violations | 8 | 8 | 1 | 0 |
| Total Group A Offenses | 973 | 463 | 343 | 18 |



Henry County Sheriff's Department - 2007

2006 Population Estimate N/A

Offense Overview

Offense Total 1,385
 Number Cleared 609
 Percent Cleared 43.97 %

Group A Crimes per 100,000 population N/A

Arrest Overview

Total Arrests 1,780
 Adult Arrests 1,661
 Juvenile Arrests 119
 Unknown Age 0

Arrests per 100,000 population N/A

Average number offenses/incident 1.10

Domestic Violence Victims

| Offense | Total | Arrests |
|-------------------------|------------|------------|
| Murder | 0 | 0 |
| Aggravated Assault | 20 | 17 |
| Simple Assault | 105 | 90 |
| Intimidation | 24 | 12 |
| Stalking | 0 | 0 |
| Forcible Rape | 2 | 2 |
| Forcible Sodomy | 2 | 1 |
| Sexual Assault W/Object | 2 | 0 |
| Forcible Fondling | 1 | 1 |
| Incest | 0 | 0 |
| Statutory Rape | 0 | 0 |
| Kidnaping/Abduction | 0 | 0 |
| Total | 156 | 123 |

TIBRS Group B Arrests

| Offense | Adult | Juvenile |
|-----------------------|--------------|-----------|
| Bad Checks | 303 | 1 |
| Curfew/Vagrancy | 0 | 0 |
| Disorderly Conduct | 11 | 10 |
| DUI | 79 | 0 |
| Drunkenness | 69 | 2 |
| Family-Non Violent | 8 | 0 |
| Liquor Law Violations | 48 | 19 |
| Peeping Tom | 0 | 0 |
| Runaway | 0 | 1 |
| Trespass | 6 | 0 |
| All Other Offenses | 624 | 4 |
| Total Group B | 1,148 | 37 |

| TIBRS Group A Offenses | Offenses | | Arrests | |
|------------------------------------|--------------|------------|------------|-----------|
| | Reported | Cleared | Adult | Juvenile |
| Crimes Against Persons | | | | |
| Murder | 1 | 0 | 0 | 0 |
| Negligent Manslaughter | 0 | 0 | 0 | 0 |
| Kidnaping/Abduction | 2 | 2 | 1 | 0 |
| Forcible Rape | 3 | 3 | 1 | 2 |
| Forcible Sodomy | 3 | 2 | 1 | 1 |
| Sexual Assault W/Object | 20 | 8 | 6 | 1 |
| Forcible Fondling | 3 | 2 | 1 | 1 |
| Incest | 0 | 0 | 0 | 0 |
| Statutory Rape | 9 | 8 | 10 | 0 |
| Aggravated Assault | 62 | 47 | 41 | 6 |
| Simple Assault | 172 | 138 | 119 | 15 |
| Intimidation | 144 | 39 | 19 | 14 |
| Stalking | 4 | 1 | 1 | 0 |
| Crimes Against Property | | | | |
| Arson | 0 | 0 | 0 | 0 |
| Bribery | 0 | 0 | 0 | 0 |
| Burglary | 193 | 19 | 18 | 3 |
| Counterfeiting/Forgery | 15 | 5 | 7 | 1 |
| Destruction/Damage/Vandalism | 166 | 19 | 11 | 4 |
| Embezzlement | 0 | 0 | 0 | 0 |
| Extortion/Blackmail | 1 | 1 | 1 | 0 |
| Fraud - False Pretenses | 7 | 3 | 4 | 0 |
| Fraud - Credit Card/ATM | 16 | 4 | 7 | 0 |
| Fraud - Impersonation | 15 | 7 | 4 | 0 |
| Fraud - Welfare | 0 | 0 | 0 | 0 |
| Fraud - Wire | 4 | 0 | 0 | 0 |
| Motor Vehicle Theft | 35 | 10 | 12 | 0 |
| Robbery | 2 | 1 | 1 | 0 |
| Stolen Property Offenses | 0 | 0 | 0 | 0 |
| Theft - Pocket-picking | 0 | 0 | 0 | 0 |
| Theft - Purse Snatching | 0 | 0 | 0 | 0 |
| Theft - Shoplifting | 2 | 1 | 0 | 1 |
| Theft From Building | 76 | 24 | 13 | 7 |
| Theft From Coin Machine | 0 | 0 | 0 | 0 |
| Theft From Motor Vehicle | 38 | 3 | 3 | 0 |
| Theft of Motor Vehicle Parts | 25 | 5 | 7 | 1 |
| Theft - All Other Larceny | 133 | 23 | 25 | 1 |
| Crimes Against Society | | | | |
| Drug/Narcotic Violations | 135 | 135 | 148 | 22 |
| Drug/Narcotic Equipment Violations | 81 | 81 | 38 | 2 |
| Gambling - Betting/Wagering | 0 | 0 | 0 | 0 |
| Gambling - Operating/Promoting | 0 | 0 | 0 | 0 |
| Gambling - Equipment Violations | 0 | 0 | 0 | 0 |
| Gambling - Sports Tampering | 0 | 0 | 0 | 0 |
| Pornography/Obscene Material | 2 | 2 | 1 | 0 |
| Prostitution | 0 | 0 | 0 | 0 |
| Prostitution Assisting/Promoting | 0 | 0 | 0 | 0 |
| Weapon Law Violations | 16 | 16 | 13 | 0 |
| Total Group A Offenses | 1,385 | 609 | 513 | 82 |



2006 Population Estimate N/A

Offense Overview

Offense Total 1,502
 Number Cleared 445
 Percent Cleared 29.63 %

Group A Crimes per 100,000 population N/A

Arrest Overview

Total Arrests 840
 Adult Arrests 825
 Juvenile Arrests 15
 Unknown Age 0

Arrests per 100,000 population N/A

Average number offenses/incident 1.14

Domestic Violence Victims

| Offense | Total | Arrests |
|-------------------------|------------|------------|
| Murder | 0 | 0 |
| Aggravated Assault | 21 | 16 |
| Simple Assault | 196 | 133 |
| Intimidation | 98 | 10 |
| Stalking | 1 | 0 |
| Forcible Rape | 2 | 0 |
| Forcible Sodomy | 0 | 0 |
| Sexual Assault W/Object | 0 | 0 |
| Forcible Fondling | 3 | 0 |
| Incest | 0 | 0 |
| Statutory Rape | 0 | 0 |
| Kidnaping/Abduction | 4 | 1 |
| Total | 325 | 160 |

TIBRS Group B Arrests

| Offense | Adult | Juvenile |
|-----------------------|------------|----------|
| Bad Checks | 100 | 0 |
| Curfew/Vagrancy | 0 | 0 |
| Disorderly Conduct | 22 | 1 |
| DUI | 55 | 0 |
| Drunkenness | 81 | 1 |
| Family-Non Violent | 33 | 0 |
| Liquor Law Violations | 1 | 0 |
| Peeping Tom | 2 | 0 |
| Runaway | 0 | 0 |
| Trespass | 5 | 0 |
| All Other Offenses | 146 | 1 |
| Total Group B | 445 | 3 |

| TIBRS Group A Offenses | Offenses | | Arrests | |
|------------------------------------|--------------|------------|------------|-----------|
| | Reported | Cleared | Adult | Juvenile |
| Crimes Against Persons | | | | |
| Murder | 0 | 0 | 0 | 0 |
| Negligent Manslaughter | 0 | 0 | 0 | 0 |
| Kidnaping/Abduction | 4 | 4 | 1 | 0 |
| Forcible Rape | 8 | 1 | 1 | 0 |
| Forcible Sodomy | 0 | 0 | 0 | 0 |
| Sexual Assault W/Object | 0 | 0 | 0 | 0 |
| Forcible Fondling | 9 | 2 | 1 | 1 |
| Incest | 0 | 0 | 0 | 0 |
| Statutory Rape | 0 | 0 | 0 | 0 |
| Aggravated Assault | 49 | 35 | 30 | 3 |
| Simple Assault | 286 | 196 | 180 | 1 |
| Intimidation | 192 | 21 | 18 | 1 |
| Stalking | 2 | 0 | 0 | 0 |
| Crimes Against Property | | | | |
| Arson | 4 | 0 | 0 | 0 |
| Bribery | 0 | 0 | 0 | 0 |
| Burglary | 173 | 9 | 9 | 1 |
| Counterfeiting/Forgery | 14 | 1 | 2 | 0 |
| Destruction/Damage/Vandalism | 274 | 16 | 6 | 2 |
| Embezzlement | 0 | 0 | 0 | 0 |
| Extortion/Blackmail | 0 | 0 | 0 | 0 |
| Fraud - False Pretenses | 7 | 0 | 0 | 0 |
| Fraud - Credit Card/ATM | 8 | 0 | 0 | 0 |
| Fraud - Impersonation | 8 | 6 | 6 | 0 |
| Fraud - Welfare | 0 | 0 | 0 | 0 |
| Fraud - Wire | 2 | 0 | 0 | 0 |
| Motor Vehicle Theft | 42 | 7 | 8 | 0 |
| Robbery | 4 | 0 | 0 | 0 |
| Stolen Property Offenses | 0 | 0 | 0 | 0 |
| Theft - Pocket-picking | 2 | 0 | 0 | 0 |
| Theft - Purse Snatching | 0 | 0 | 0 | 0 |
| Theft - Shoplifting | 6 | 4 | 5 | 0 |
| Theft From Building | 59 | 6 | 3 | 0 |
| Theft From Coin Machine | 0 | 0 | 0 | 0 |
| Theft From Motor Vehicle | 33 | 0 | 0 | 0 |
| Theft of Motor Vehicle Parts | 18 | 0 | 0 | 0 |
| Theft - All Other Larceny | 165 | 10 | 11 | 0 |
| Crimes Against Society | | | | |
| Drug/Narcotic Violations | 84 | 80 | 79 | 2 |
| Drug/Narcotic Equipment Violations | 45 | 43 | 16 | 1 |
| Gambling - Betting/Wagering | 0 | 0 | 0 | 0 |
| Gambling - Operating/Promoting | 0 | 0 | 0 | 0 |
| Gambling - Equipment Violations | 0 | 0 | 0 | 0 |
| Gambling - Sports Tampering | 0 | 0 | 0 | 0 |
| Pornography/Obscene Material | 0 | 0 | 0 | 0 |
| Prostitution | 0 | 0 | 0 | 0 |
| Prostitution Assisting/Promoting | 0 | 0 | 0 | 0 |
| Weapon Law Violations | 4 | 4 | 4 | 0 |
| Total Group A Offenses | 1,502 | 445 | 380 | 12 |



Houston County Sheriff's Department - 2007

2006 Population Estimate N/A

Offense Overview

Offense Total 492
 Number Cleared 234
 Percent Cleared 47.56 %

Group A Crimes per 100,000 population N/A

Arrest Overview

Total Arrests 351
 Adult Arrests 349
 Juvenile Arrests 2
 Unknown Age 0

Arrests per 100,000 population N/A

Average number offenses/incident 1.14

Domestic Violence Victims

| Offense | Total | Arrests |
|-------------------------|-----------|-----------|
| Murder | 0 | 0 |
| Aggravated Assault | 4 | 5 |
| Simple Assault | 39 | 34 |
| Intimidation | 11 | 9 |
| Stalking | 0 | 0 |
| Forcible Rape | 0 | 0 |
| Forcible Sodomy | 0 | 0 |
| Sexual Assault W/Object | 0 | 0 |
| Forcible Fondling | 0 | 0 |
| Incest | 0 | 0 |
| Statutory Rape | 0 | 0 |
| Kidnaping/Abduction | 2 | 1 |
| Total | 56 | 49 |

TIBRS Group B Arrests

| Offense | Adult | Juvenile |
|-----------------------|------------|----------|
| Bad Checks | 44 | 0 |
| Curfew/Vagrancy | 0 | 0 |
| Disorderly Conduct | 2 | 0 |
| DUI | 19 | 0 |
| Drunkenness | 5 | 0 |
| Family-Non Violent | 1 | 0 |
| Liquor Law Violations | 0 | 0 |
| Peeping Tom | 0 | 0 |
| Runaway | 0 | 0 |
| Trespass | 4 | 0 |
| All Other Offenses | 109 | 0 |
| Total Group B | 184 | 0 |

| TIBRS Group A Offenses | Offenses | | Arrests | |
|------------------------------------|------------|------------|------------|----------|
| | Reported | Cleared | Adult | Juvenile |
| Crimes Against Persons | | | | |
| Murder | 0 | 0 | 0 | 0 |
| Negligent Manslaughter | 0 | 0 | 0 | 0 |
| Kidnaping/Abduction | 2 | 2 | 1 | 0 |
| Forcible Rape | 0 | 0 | 0 | 0 |
| Forcible Sodomy | 1 | 0 | 0 | 0 |
| Sexual Assault W/Object | 0 | 0 | 0 | 0 |
| Forcible Fondling | 0 | 0 | 0 | 0 |
| Incest | 0 | 0 | 0 | 0 |
| Statutory Rape | 1 | 0 | 0 | 0 |
| Aggravated Assault | 24 | 22 | 16 | 0 |
| Simple Assault | 77 | 66 | 45 | 1 |
| Intimidation | 83 | 43 | 15 | 0 |
| Stalking | 0 | 0 | 0 | 0 |
| Crimes Against Property | | | | |
| Arson | 1 | 0 | 0 | 0 |
| Bribery | 0 | 0 | 0 | 0 |
| Burglary | 68 | 9 | 7 | 0 |
| Counterfeiting/Forgery | 2 | 1 | 0 | 0 |
| Destruction/Damage/Vandalism | 80 | 18 | 11 | 0 |
| Embezzlement | 0 | 0 | 0 | 0 |
| Extortion/Blackmail | 0 | 0 | 0 | 0 |
| Fraud - False Pretenses | 2 | 0 | 0 | 0 |
| Fraud - Credit Card/ATM | 5 | 0 | 0 | 0 |
| Fraud - Impersonation | 3 | 0 | 0 | 0 |
| Fraud - Welfare | 0 | 0 | 0 | 0 |
| Fraud - Wire | 1 | 0 | 0 | 0 |
| Motor Vehicle Theft | 10 | 6 | 3 | 0 |
| Robbery | 0 | 0 | 0 | 0 |
| Stolen Property Offenses | 0 | 0 | 0 | 0 |
| Theft - Pocket-picking | 1 | 0 | 0 | 0 |
| Theft - Purse Snatching | 0 | 0 | 0 | 0 |
| Theft - Shoplifting | 0 | 0 | 0 | 0 |
| Theft From Building | 10 | 1 | 0 | 0 |
| Theft From Coin Machine | 0 | 0 | 0 | 0 |
| Theft From Motor Vehicle | 18 | 2 | 3 | 0 |
| Theft of Motor Vehicle Parts | 4 | 1 | 0 | 0 |
| Theft - All Other Larceny | 40 | 10 | 4 | 0 |
| Crimes Against Society | | | | |
| Drug/Narcotic Violations | 55 | 49 | 56 | 1 |
| Drug/Narcotic Equipment Violations | 4 | 4 | 4 | 0 |
| Gambling - Betting/Wagering | 0 | 0 | 0 | 0 |
| Gambling - Operating/Promoting | 0 | 0 | 0 | 0 |
| Gambling - Equipment Violations | 0 | 0 | 0 | 0 |
| Gambling - Sports Tampering | 0 | 0 | 0 | 0 |
| Pornography/Obscene Material | 0 | 0 | 0 | 0 |
| Prostitution | 0 | 0 | 0 | 0 |
| Prostitution Assisting/Promoting | 0 | 0 | 0 | 0 |
| Weapon Law Violations | 0 | 0 | 0 | 0 |
| Total Group A Offenses | 492 | 234 | 165 | 2 |



Humphreys County Sheriff's Department - 2007

2006 Population Estimate N/A

Offense Overview

Offense Total 383
Number Cleared 233
Percent Cleared 60.84 %

Group A Crimes per 100,000 population N/A

Arrest Overview

Total Arrests 737
Adult Arrests 725
Juvenile Arrests 12
Unknown Age 0

Arrests per 100,000 population N/A

Average number offenses/incident 1.13

Domestic Violence Victims

| Offense | Total | Arrests |
|-------------------------|-----------|-----------|
| Murder | 0 | 0 |
| Aggravated Assault | 11 | 9 |
| Simple Assault | 41 | 39 |
| Intimidation | 10 | 8 |
| Stalking | 1 | 1 |
| Forcible Rape | 0 | 0 |
| Forcible Sodomy | 0 | 0 |
| Sexual Assault W/Object | 0 | 0 |
| Forcible Fondling | 0 | 0 |
| Incest | 0 | 0 |
| Statutory Rape | 2 | 2 |
| Kidnaping/Abduction | 0 | 0 |
| Total | 65 | 59 |

TIBRS Group B Arrests

| Offense | Adult | Juvenile |
|-----------------------|------------|----------|
| Bad Checks | 74 | 0 |
| Curfew/Vagrancy | 0 | 0 |
| Disorderly Conduct | 4 | 0 |
| DUI | 48 | 2 |
| Drunkenness | 13 | 0 |
| Family-Non Violent | 0 | 0 |
| Liquor Law Violations | 17 | 2 |
| Peeping Tom | 0 | 0 |
| Runaway | 0 | 2 |
| Trespass | 9 | 2 |
| All Other Offenses | 353 | 0 |
| Total Group B | 518 | 8 |

| TIBRS Group A Offenses | Offenses | | Arrests | |
|------------------------------------|------------|------------|------------|----------|
| | Reported | Cleared | Adult | Juvenile |
| Crimes Against Persons | | | | |
| Murder | 0 | 0 | 0 | 0 |
| Negligent Manslaughter | 0 | 0 | 0 | 0 |
| Kidnaping/Abduction | 0 | 0 | 0 | 0 |
| Forcible Rape | 1 | 0 | 0 | 0 |
| Forcible Sodomy | 0 | 0 | 0 | 0 |
| Sexual Assault W/Object | 0 | 0 | 0 | 0 |
| Forcible Fondling | 0 | 0 | 0 | 0 |
| Incest | 0 | 0 | 0 | 0 |
| Statutory Rape | 2 | 2 | 2 | 0 |
| Aggravated Assault | 24 | 23 | 18 | 0 |
| Simple Assault | 49 | 48 | 46 | 0 |
| Intimidation | 19 | 16 | 13 | 0 |
| Stalking | 2 | 2 | 2 | 0 |
| Crimes Against Property | | | | |
| Arson | 1 | 0 | 0 | 0 |
| Bribery | 0 | 0 | 0 | 0 |
| Burglary | 38 | 12 | 8 | 4 |
| Counterfeiting/Forgery | 1 | 0 | 0 | 0 |
| Destruction/Damage/Vandalism | 24 | 4 | 4 | 0 |
| Embezzlement | 0 | 0 | 0 | 0 |
| Extortion/Blackmail | 0 | 0 | 0 | 0 |
| Fraud - False Pretenses | 0 | 0 | 0 | 0 |
| Fraud - Credit Card/ATM | 0 | 0 | 0 | 0 |
| Fraud - Impersonation | 0 | 0 | 0 | 0 |
| Fraud - Welfare | 0 | 0 | 0 | 0 |
| Fraud - Wire | 0 | 0 | 0 | 0 |
| Motor Vehicle Theft | 16 | 5 | 6 | 0 |
| Robbery | 0 | 0 | 0 | 0 |
| Stolen Property Offenses | 2 | 2 | 2 | 0 |
| Theft - Pocket-picking | 1 | 0 | 0 | 0 |
| Theft - Purse Snatching | 0 | 0 | 0 | 0 |
| Theft - Shoplifting | 0 | 0 | 0 | 0 |
| Theft From Building | 17 | 5 | 5 | 0 |
| Theft From Coin Machine | 1 | 0 | 0 | 0 |
| Theft From Motor Vehicle | 12 | 2 | 1 | 0 |
| Theft of Motor Vehicle Parts | 17 | 2 | 2 | 0 |
| Theft - All Other Larceny | 54 | 10 | 12 | 0 |
| Crimes Against Society | | | | |
| Drug/Narcotic Violations | 57 | 57 | 53 | 0 |
| Drug/Narcotic Equipment Violations | 40 | 38 | 29 | 0 |
| Gambling - Betting/Wagering | 0 | 0 | 0 | 0 |
| Gambling - Operating/Promoting | 0 | 0 | 0 | 0 |
| Gambling - Equipment Violations | 0 | 0 | 0 | 0 |
| Gambling - Sports Tampering | 0 | 0 | 0 | 0 |
| Pornography/Obscene Material | 0 | 0 | 0 | 0 |
| Prostitution | 0 | 0 | 0 | 0 |
| Prostitution Assisting/Promoting | 0 | 0 | 0 | 0 |
| Weapon Law Violations | 5 | 5 | 4 | 0 |
| Total Group A Offenses | 383 | 233 | 207 | 4 |



Jackson County Sheriff's Department - 2007

2006 Population Estimate N/A

Offense Overview

Offense Total 261
 Number Cleared 116
 Percent Cleared 44.44 %

Group A Crimes per 100,000 population N/A

Arrest Overview

Total Arrests 523
 Adult Arrests 523
 Juvenile Arrests 0
 Unknown Age 0

Arrests per 100,000 population N/A

Average number offenses/incident 1.13

Domestic Violence Victims

| Offense | Total | Arrests |
|-------------------------|-----------|-----------|
| Murder | 0 | 0 |
| Aggravated Assault | 4 | 4 |
| Simple Assault | 9 | 9 |
| Intimidation | 1 | 1 |
| Stalking | 0 | 0 |
| Forcible Rape | 0 | 0 |
| Forcible Sodomy | 0 | 0 |
| Sexual Assault W/Object | 0 | 0 |
| Forcible Fondling | 0 | 0 |
| Incest | 0 | 0 |
| Statutory Rape | 1 | 0 |
| Kidnaping/Abduction | 0 | 0 |
| Total | 15 | 14 |

TIBRS Group B Arrests

| Offense | Adult | Juvenile |
|-----------------------|------------|----------|
| Bad Checks | 28 | 0 |
| Curfew/Vagrancy | 0 | 0 |
| Disorderly Conduct | 10 | 0 |
| DUI | 29 | 0 |
| Drunkenness | 21 | 0 |
| Family-Non Violent | 1 | 0 |
| Liquor Law Violations | 7 | 0 |
| Peeping Tom | 0 | 0 |
| Runaway | 0 | 0 |
| Trespass | 7 | 0 |
| All Other Offenses | 312 | 0 |
| Total Group B | 415 | 0 |

| TIBRS Group A Offenses | Offenses | | Arrests | |
|------------------------------------|------------|------------|------------|----------|
| | Reported | Cleared | Adult | Juvenile |
| Crimes Against Persons | | | | |
| Murder | 0 | 0 | 0 | 0 |
| Negligent Manslaughter | 0 | 0 | 0 | 0 |
| Kidnaping/Abduction | 0 | 0 | 0 | 0 |
| Forcible Rape | 0 | 0 | 0 | 0 |
| Forcible Sodomy | 0 | 0 | 0 | 0 |
| Sexual Assault W/Object | 0 | 0 | 0 | 0 |
| Forcible Fondling | 0 | 0 | 0 | 0 |
| Incest | 0 | 0 | 0 | 0 |
| Statutory Rape | 1 | 0 | 0 | 0 |
| Aggravated Assault | 10 | 8 | 8 | 0 |
| Simple Assault | 26 | 24 | 24 | 0 |
| Intimidation | 7 | 2 | 2 | 0 |
| Stalking | 0 | 0 | 0 | 0 |
| Crimes Against Property | | | | |
| Arson | 0 | 0 | 0 | 0 |
| Bribery | 0 | 0 | 0 | 0 |
| Burglary | 27 | 6 | 8 | 0 |
| Counterfeiting/Forgery | 7 | 3 | 2 | 0 |
| Destruction/Damage/Vandalism | 25 | 4 | 3 | 0 |
| Embezzlement | 0 | 0 | 0 | 0 |
| Extortion/Blackmail | 0 | 0 | 0 | 0 |
| Fraud - False Pretenses | 7 | 6 | 6 | 0 |
| Fraud - Credit Card/ATM | 0 | 0 | 0 | 0 |
| Fraud - Impersonation | 2 | 2 | 2 | 0 |
| Fraud - Welfare | 0 | 0 | 0 | 0 |
| Fraud - Wire | 0 | 0 | 0 | 0 |
| Motor Vehicle Theft | 14 | 4 | 4 | 0 |
| Robbery | 0 | 0 | 0 | 0 |
| Stolen Property Offenses | 3 | 2 | 2 | 0 |
| Theft - Pocket-picking | 0 | 0 | 0 | 0 |
| Theft - Purse Snatching | 0 | 0 | 0 | 0 |
| Theft - Shoplifting | 0 | 0 | 0 | 0 |
| Theft From Building | 26 | 6 | 7 | 0 |
| Theft From Coin Machine | 0 | 0 | 0 | 0 |
| Theft From Motor Vehicle | 11 | 0 | 0 | 0 |
| Theft of Motor Vehicle Parts | 4 | 1 | 1 | 0 |
| Theft - All Other Larceny | 58 | 15 | 14 | 0 |
| Crimes Against Society | | | | |
| Drug/Narcotic Violations | 19 | 19 | 18 | 0 |
| Drug/Narcotic Equipment Violations | 12 | 12 | 5 | 0 |
| Gambling - Betting/Wagering | 0 | 0 | 0 | 0 |
| Gambling - Operating/Promoting | 0 | 0 | 0 | 0 |
| Gambling - Equipment Violations | 0 | 0 | 0 | 0 |
| Gambling - Sports Tampering | 0 | 0 | 0 | 0 |
| Pornography/Obscene Material | 0 | 0 | 0 | 0 |
| Prostitution | 0 | 0 | 0 | 0 |
| Prostitution Assisting/Promoting | 0 | 0 | 0 | 0 |
| Weapon Law Violations | 2 | 2 | 2 | 0 |
| Total Group A Offenses | 261 | 116 | 108 | 0 |



2006 Population Estimate N/A

Offense Overview

Offense Total 1,690
 Number Cleared 712
 Percent Cleared 42.13 %

Group A Crimes per 100,000 population N/A

Arrest Overview

Total Arrests 1,916
 Adult Arrests 1,827
 Juvenile Arrests 89
 Unknown Age 0

Arrests per 100,000 population N/A

Average number offenses/incident 1.12

Domestic Violence Victims

| Offense | Total | Arrests |
|-------------------------|------------|------------|
| Murder | 0 | 0 |
| Aggravated Assault | 41 | 35 |
| Simple Assault | 177 | 132 |
| Intimidation | 11 | 2 |
| Stalking | 1 | 0 |
| Forcible Rape | 2 | 1 |
| Forcible Sodomy | 0 | 0 |
| Sexual Assault W/Object | 0 | 0 |
| Forcible Fondling | 4 | 2 |
| Incest | 0 | 0 |
| Statutory Rape | 1 | 0 |
| Kidnaping/Abduction | 1 | 1 |
| Total | 238 | 173 |

TIBRS Group B Arrests

| Offense | Adult | Juvenile |
|-----------------------|--------------|-----------|
| Bad Checks | 18 | 0 |
| Curfew/Vagrancy | 0 | 0 |
| Disorderly Conduct | 6 | 2 |
| DUI | 130 | 0 |
| Drunkenness | 60 | 12 |
| Family-Non Violent | 6 | 0 |
| Liquor Law Violations | 0 | 0 |
| Peeping Tom | 0 | 0 |
| Runaway | 0 | 4 |
| Trespass | 11 | 2 |
| All Other Offenses | 1,042 | 21 |
| Total Group B | 1,273 | 41 |

| TIBRS Group A Offenses | Offenses | | Arrests | |
|------------------------------------|--------------|------------|------------|-----------|
| | Reported | Cleared | Adult | Juvenile |
| Crimes Against Persons | | | | |
| Murder | 1 | 1 | 2 | 0 |
| Negligent Manslaughter | 0 | 0 | 0 | 0 |
| Kidnaping/Abduction | 1 | 1 | 1 | 0 |
| Forcible Rape | 9 | 5 | 1 | 0 |
| Forcible Sodomy | 0 | 0 | 0 | 0 |
| Sexual Assault W/Object | 1 | 0 | 0 | 0 |
| Forcible Fondling | 10 | 5 | 2 | 2 |
| Incest | 0 | 0 | 0 | 0 |
| Statutory Rape | 4 | 2 | 1 | 0 |
| Aggravated Assault | 92 | 78 | 59 | 6 |
| Simple Assault | 255 | 177 | 146 | 9 |
| Intimidation | 43 | 7 | 6 | 0 |
| Stalking | 3 | 2 | 0 | 2 |
| Crimes Against Property | | | | |
| Arson | 4 | 1 | 1 | 0 |
| Bribery | 0 | 0 | 0 | 0 |
| Burglary | 292 | 34 | 51 | 0 |
| Counterfeiting/Forgery | 11 | 3 | 1 | 0 |
| Destruction/Damage/Vandalism | 148 | 25 | 8 | 3 |
| Embezzlement | 0 | 0 | 0 | 0 |
| Extortion/Blackmail | 0 | 0 | 0 | 0 |
| Fraud - False Pretenses | 3 | 1 | 1 | 0 |
| Fraud - Credit Card/ATM | 15 | 6 | 4 | 0 |
| Fraud - Impersonation | 6 | 5 | 4 | 0 |
| Fraud - Welfare | 0 | 0 | 0 | 0 |
| Fraud - Wire | 1 | 0 | 0 | 0 |
| Motor Vehicle Theft | 78 | 25 | 15 | 1 |
| Robbery | 4 | 3 | 2 | 0 |
| Stolen Property Offenses | 4 | 2 | 1 | 0 |
| Theft - Pocket-picking | 0 | 0 | 0 | 0 |
| Theft - Purse Snatching | 0 | 0 | 0 | 0 |
| Theft - Shoplifting | 7 | 5 | 6 | 0 |
| Theft From Building | 70 | 19 | 11 | 4 |
| Theft From Coin Machine | 1 | 0 | 0 | 0 |
| Theft From Motor Vehicle | 99 | 13 | 9 | 2 |
| Theft of Motor Vehicle Parts | 19 | 3 | 8 | 0 |
| Theft - All Other Larceny | 279 | 64 | 68 | 3 |
| Crimes Against Society | | | | |
| Drug/Narcotic Violations | 146 | 143 | 118 | 11 |
| Drug/Narcotic Equipment Violations | 69 | 67 | 20 | 1 |
| Gambling - Betting/Wagering | 0 | 0 | 0 | 0 |
| Gambling - Operating/Promoting | 0 | 0 | 0 | 0 |
| Gambling - Equipment Violations | 0 | 0 | 0 | 0 |
| Gambling - Sports Tampering | 0 | 0 | 0 | 0 |
| Pornography/Obscene Material | 0 | 0 | 0 | 0 |
| Prostitution | 1 | 1 | 0 | 0 |
| Prostitution Assisting/Promoting | 0 | 0 | 1 | 0 |
| Weapon Law Violations | 14 | 14 | 7 | 4 |
| Total Group A Offenses | 1,690 | 712 | 554 | 48 |



| | |
|---------------------------------|------------|
| 2006 Population Estimate | N/A |
| Offense Overview | |
| Offense Total | 665 |
| Number Cleared | 344 |
| Percent Cleared | 51.73 % |

Group A Crimes per 100,000 population N/A

| | |
|------------------------|-----|
| Arrest Overview | |
| Total Arrests | 756 |
| Adult Arrests | 725 |
| Juvenile Arrests | 31 |
| Unknown Age | 0 |

Arrests per 100,000 population N/A

Average number offenses/incident 1.23

| Domestic Violence Victims | | |
|----------------------------------|------------|------------|
| Offense | Total | Arrests |
| Murder | 0 | 0 |
| Aggravated Assault | 47 | 35 |
| Simple Assault | 84 | 57 |
| Intimidation | 57 | 29 |
| Stalking | 7 | 7 |
| Forcible Rape | 0 | 0 |
| Forcible Sodomy | 0 | 0 |
| Sexual Assault W/Object | 0 | 0 |
| Forcible Fondling | 0 | 0 |
| Incest | 0 | 0 |
| Statutory Rape | 0 | 0 |
| Kidnaping/Abduction | 5 | 1 |
| Total | 200 | 129 |

| TIBRS Group B Arrests | | |
|------------------------------|------------|----------|
| Offense | Adult | Juvenile |
| Bad Checks | 6 | 0 |
| Curfew/Vagrancy | 0 | 0 |
| Disorderly Conduct | 4 | 6 |
| DUI | 74 | 0 |
| Drunkenness | 45 | 0 |
| Family-Non Violent | 20 | 0 |
| Liquor Law Violations | 3 | 0 |
| Peeping Tom | 0 | 0 |
| Runaway | 0 | 0 |
| Trespass | 4 | 0 |
| All Other Offenses | 326 | 0 |
| Total Group B | 482 | 6 |

| TIBRS Group A Offenses | Offenses | | Arrests | |
|------------------------------------|-----------------|------------|----------------|-----------|
| | Reported | Cleared | Adult | Juvenile |
| Crimes Against Persons | | | | |
| Murder | 0 | 0 | 0 | 0 |
| Negligent Manslaughter | 0 | 0 | 0 | 0 |
| Kidnaping/Abduction | 5 | 3 | 1 | 0 |
| Forcible Rape | 0 | 0 | 0 | 0 |
| Forcible Sodomy | 0 | 0 | 0 | 0 |
| Sexual Assault W/Object | 0 | 0 | 0 | 0 |
| Forcible Fondling | 0 | 0 | 0 | 0 |
| Incest | 0 | 0 | 0 | 0 |
| Statutory Rape | 1 | 1 | 1 | 0 |
| Aggravated Assault | 88 | 63 | 52 | 3 |
| Simple Assault | 116 | 83 | 61 | 5 |
| Intimidation | 69 | 39 | 31 | 1 |
| Stalking | 9 | 8 | 8 | 0 |
| Crimes Against Property | | | | |
| Arson | 11 | 6 | 2 | 5 |
| Bribery | 0 | 0 | 0 | 0 |
| Burglary | 83 | 9 | 7 | 0 |
| Counterfeiting/Forgery | 3 | 2 | 2 | 0 |
| Destruction/Damage/Vandalism | 70 | 20 | 4 | 1 |
| Embezzlement | 0 | 0 | 0 | 0 |
| Extortion/Blackmail | 0 | 0 | 0 | 0 |
| Fraud - False Pretenses | 4 | 1 | 0 | 0 |
| Fraud - Credit Card/ATM | 0 | 0 | 0 | 0 |
| Fraud - Impersonation | 3 | 1 | 1 | 0 |
| Fraud - Welfare | 0 | 0 | 0 | 0 |
| Fraud - Wire | 0 | 0 | 0 | 0 |
| Motor Vehicle Theft | 23 | 7 | 6 | 0 |
| Robbery | 1 | 1 | 1 | 0 |
| Stolen Property Offenses | 1 | 1 | 1 | 0 |
| Theft - Pocket-picking | 0 | 0 | 0 | 0 |
| Theft - Purse Snatching | 0 | 0 | 0 | 0 |
| Theft - Shoplifting | 0 | 0 | 0 | 0 |
| Theft From Building | 17 | 6 | 4 | 2 |
| Theft From Coin Machine | 0 | 0 | 0 | 0 |
| Theft From Motor Vehicle | 11 | 2 | 3 | 0 |
| Theft of Motor Vehicle Parts | 9 | 0 | 0 | 0 |
| Theft - All Other Larceny | 49 | 5 | 5 | 0 |
| Crimes Against Society | | | | |
| Drug/Narcotic Violations | 50 | 45 | 38 | 7 |
| Drug/Narcotic Equipment Violations | 32 | 31 | 11 | 0 |
| Gambling - Betting/Wagering | 0 | 0 | 0 | 0 |
| Gambling - Operating/Promoting | 0 | 0 | 0 | 0 |
| Gambling - Equipment Violations | 0 | 0 | 0 | 0 |
| Gambling - Sports Tampering | 0 | 0 | 0 | 0 |
| Pornography/Obscene Material | 0 | 0 | 0 | 0 |
| Prostitution | 0 | 0 | 0 | 0 |
| Prostitution Assisting/Promoting | 0 | 0 | 0 | 0 |
| Weapon Law Violations | 10 | 10 | 4 | 1 |
| Total Group A Offenses | 665 | 344 | 243 | 25 |



2006 Population Estimate N/A

Offense Overview

Offense Total 11,234
 Number Cleared 3,916
 Percent Cleared 34.86 %

Group A Crimes per 100,000 population N/A

Arrest Overview

Total Arrests 7,571
 Adult Arrests 6,808
 Juvenile Arrests 763
 Unknown Age 0

Arrests per 100,000 population N/A

Average number offenses/incident 1.10

Domestic Violence Victims

| Offense | Total | Arrests |
|-------------------------|--------------|------------|
| Murder | 4 | 3 |
| Aggravated Assault | 165 | 72 |
| Simple Assault | 1,161 | 340 |
| Intimidation | 293 | 19 |
| Stalking | 6 | 0 |
| Forcible Rape | 8 | 2 |
| Forcible Sodomy | 4 | 0 |
| Sexual Assault W/Object | 5 | 1 |
| Forcible Fondling | 17 | 0 |
| Incest | 1 | 0 |
| Statutory Rape | 3 | 1 |
| Kidnaping/Abduction | 1 | 1 |
| Total | 1,668 | 439 |

TIBRS Group B Arrests

| Offense | Adult | Juvenile |
|-----------------------|--------------|------------|
| Bad Checks | 397 | 0 |
| Curfew/Vagrancy | 0 | 2 |
| Disorderly Conduct | 46 | 16 |
| DUI | 536 | 4 |
| Drunkenness | 366 | 0 |
| Family-Non Violent | 45 | 0 |
| Liquor Law Violations | 76 | 35 |
| Peeping Tom | 0 | 0 |
| Runaway | 0 | 65 |
| Trespass | 27 | 10 |
| All Other Offenses | 3,801 | 264 |
| Total Group B | 5,294 | 396 |

| TIBRS Group A Offenses | Offenses | | Arrests | |
|------------------------------------|---------------|--------------|--------------|------------|
| | Reported | Cleared | Adult | Juvenile |
| Crimes Against Persons | | | | |
| Murder | 5 | 5 | 2 | 1 |
| Negligent Manslaughter | 0 | 0 | 0 | 0 |
| Kidnaping/Abduction | 6 | 3 | 5 | 0 |
| Forcible Rape | 22 | 11 | 3 | 1 |
| Forcible Sodomy | 5 | 0 | 0 | 0 |
| Sexual Assault W/Object | 10 | 5 | 2 | 1 |
| Forcible Fondling | 43 | 18 | 8 | 2 |
| Incest | 1 | 0 | 0 | 0 |
| Statutory Rape | 10 | 6 | 4 | 0 |
| Aggravated Assault | 385 | 276 | 96 | 20 |
| Simple Assault | 1,659 | 1,200 | 321 | 124 |
| Intimidation | 660 | 361 | 30 | 9 |
| Stalking | 14 | 4 | 2 | 0 |
| Crimes Against Property | | | | |
| Arson | 26 | 5 | 1 | 3 |
| Bribery | 0 | 0 | 0 | 0 |
| Burglary | 1,530 | 241 | 139 | 21 |
| Counterfeiting/Forgery | 136 | 66 | 24 | 0 |
| Destruction/Damage/Vandalism | 1,160 | 175 | 38 | 29 |
| Embezzlement | 92 | 41 | 26 | 0 |
| Extortion/Blackmail | 1 | 0 | 0 | 0 |
| Fraud - False Pretenses | 236 | 92 | 24 | 0 |
| Fraud - Credit Card/ATM | 115 | 39 | 26 | 0 |
| Fraud - Impersonation | 73 | 16 | 2 | 0 |
| Fraud - Welfare | 0 | 0 | 0 | 0 |
| Fraud - Wire | 10 | 0 | 0 | 0 |
| Motor Vehicle Theft | 490 | 71 | 35 | 16 |
| Robbery | 106 | 31 | 21 | 4 |
| Stolen Property Offenses | 35 | 31 | 26 | 2 |
| Theft - Pocket-picking | 12 | 1 | 1 | 0 |
| Theft - Purse Snatching | 9 | 4 | 8 | 0 |
| Theft - Shoplifting | 253 | 160 | 138 | 35 |
| Theft From Building | 568 | 153 | 72 | 6 |
| Theft From Coin Machine | 26 | 3 | 3 | 0 |
| Theft From Motor Vehicle | 1,123 | 132 | 49 | 8 |
| Theft of Motor Vehicle Parts | 490 | 50 | 25 | 0 |
| Theft - All Other Larceny | 1,304 | 104 | 54 | 2 |
| Crimes Against Society | | | | |
| Drug/Narcotic Violations | 279 | 274 | 247 | 69 |
| Drug/Narcotic Equipment Violations | 314 | 312 | 70 | 7 |
| Gambling - Betting/Wagering | 0 | 0 | 0 | 0 |
| Gambling - Operating/Promoting | 0 | 0 | 0 | 0 |
| Gambling - Equipment Violations | 0 | 0 | 0 | 0 |
| Gambling - Sports Tampering | 0 | 0 | 0 | 0 |
| Pornography/Obscene Material | 0 | 0 | 0 | 0 |
| Prostitution | 0 | 0 | 0 | 0 |
| Prostitution Assisting/Promoting | 0 | 0 | 0 | 0 |
| Weapon Law Violations | 26 | 26 | 12 | 7 |
| Total Group A Offenses | 11,234 | 3,916 | 1,514 | 367 |



| | |
|---------------------------------|---------|
| 2006 Population Estimate | N/A |
| Offense Overview | |
| Offense Total | 75 |
| Number Cleared | 32 |
| Percent Cleared | 42.67 % |

Group A Crimes per 100,000 population N/A

| | |
|------------------------|----|
| Arrest Overview | |
| Total Arrests | 57 |
| Adult Arrests | 54 |
| Juvenile Arrests | 3 |
| Unknown Age | 0 |

Arrests per 100,000 population N/A

Average number offenses/incident 1.00

| Domestic Violence Victims | | |
|---------------------------|-----------|-----------|
| Offense | Total | Arrests |
| Murder | 0 | 0 |
| Aggravated Assault | 3 | 3 |
| Simple Assault | 8 | 8 |
| Intimidation | 1 | 1 |
| Stalking | 0 | 0 |
| Forcible Rape | 1 | 1 |
| Forcible Sodomy | 0 | 0 |
| Sexual Assault W/Object | 0 | 0 |
| Forcible Fondling | 0 | 0 |
| Incest | 0 | 0 |
| Statutory Rape | 0 | 0 |
| Kidnaping/Abduction | 0 | 0 |
| Total | 13 | 13 |

| TIBRS Group B Arrests | | |
|-----------------------|-----------|----------|
| Offense | Adult | Juvenile |
| Bad Checks | 0 | 0 |
| Curfew/Vagrancy | 0 | 0 |
| Disorderly Conduct | 0 | 0 |
| DUI | 5 | 0 |
| Drunkenness | 2 | 0 |
| Family-Non Violent | 0 | 0 |
| Liquor Law Violations | 0 | 0 |
| Peeping Tom | 0 | 0 |
| Runaway | 0 | 0 |
| Trespass | 1 | 0 |
| All Other Offenses | 16 | 1 |
| Total Group B | 24 | 1 |

| TIBRS Group A Offenses | Offenses | | Arrests | |
|------------------------------------|-----------|-----------|-----------|----------|
| | Reported | Cleared | Adult | Juvenile |
| Crimes Against Persons | | | | |
| Murder | 0 | 0 | 0 | 0 |
| Negligent Manslaughter | 0 | 0 | 0 | 0 |
| Kidnaping/Abduction | 0 | 0 | 0 | 0 |
| Forcible Rape | 1 | 1 | 1 | 0 |
| Forcible Sodomy | 0 | 0 | 0 | 0 |
| Sexual Assault W/Object | 0 | 0 | 0 | 0 |
| Forcible Fondling | 0 | 0 | 0 | 0 |
| Incest | 0 | 0 | 0 | 0 |
| Statutory Rape | 0 | 0 | 0 | 0 |
| Aggravated Assault | 5 | 5 | 5 | 0 |
| Simple Assault | 10 | 10 | 9 | 1 |
| Intimidation | 5 | 2 | 1 | 1 |
| Stalking | 2 | 0 | 0 | 0 |
| Crimes Against Property | | | | |
| Arson | 0 | 0 | 0 | 0 |
| Bribery | 0 | 0 | 0 | 0 |
| Burglary | 2 | 1 | 1 | 0 |
| Counterfeiting/Forgery | 0 | 0 | 0 | 0 |
| Destruction/Damage/Vandalism | 14 | 2 | 2 | 0 |
| Embezzlement | 0 | 0 | 0 | 0 |
| Extortion/Blackmail | 0 | 0 | 0 | 0 |
| Fraud - False Pretenses | 0 | 0 | 0 | 0 |
| Fraud - Credit Card/ATM | 0 | 0 | 0 | 0 |
| Fraud - Impersonation | 0 | 0 | 0 | 0 |
| Fraud - Welfare | 0 | 0 | 0 | 0 |
| Fraud - Wire | 0 | 0 | 0 | 0 |
| Motor Vehicle Theft | 2 | 1 | 1 | 0 |
| Robbery | 0 | 0 | 0 | 0 |
| Stolen Property Offenses | 1 | 1 | 1 | 0 |
| Theft - Pocket-picking | 0 | 0 | 0 | 0 |
| Theft - Purse Snatching | 0 | 0 | 0 | 0 |
| Theft - Shoplifting | 0 | 0 | 0 | 0 |
| Theft From Building | 14 | 4 | 4 | 0 |
| Theft From Coin Machine | 1 | 1 | 1 | 0 |
| Theft From Motor Vehicle | 0 | 0 | 0 | 0 |
| Theft of Motor Vehicle Parts | 1 | 0 | 0 | 0 |
| Theft - All Other Larceny | 12 | 0 | 0 | 0 |
| Crimes Against Society | | | | |
| Drug/Narcotic Violations | 4 | 3 | 3 | 0 |
| Drug/Narcotic Equipment Violations | 0 | 0 | 0 | 0 |
| Gambling - Betting/Wagering | 0 | 0 | 0 | 0 |
| Gambling - Operating/Promoting | 0 | 0 | 0 | 0 |
| Gambling - Equipment Violations | 0 | 0 | 0 | 0 |
| Gambling - Sports Tampering | 0 | 0 | 0 | 0 |
| Pornography/Obscene Material | 0 | 0 | 0 | 0 |
| Prostitution | 0 | 0 | 0 | 0 |
| Prostitution Assisting/Promoting | 0 | 0 | 0 | 0 |
| Weapon Law Violations | 1 | 1 | 1 | 0 |
| Total Group A Offenses | 75 | 32 | 30 | 2 |



| | |
|---------------------------------|------------|
| 2006 Population Estimate | N/A |
| Offense Overview | |
| Offense Total | 789 |
| Number Cleared | 167 |
| Percent Cleared | 21.17 % |

Group A Crimes per 100,000 population N/A

| | |
|------------------------|-------|
| Arrest Overview | |
| Total Arrests | 1,085 |
| Adult Arrests | 1,069 |
| Juvenile Arrests | 16 |
| Unknown Age | 0 |

Arrests per 100,000 population N/A

Average number offenses/incident 1.09

| Domestic Violence Victims | | |
|----------------------------------|------------|-----------|
| Offense | Total | Arrests |
| Murder | 0 | 0 |
| Aggravated Assault | 24 | 12 |
| Simple Assault | 64 | 37 |
| Intimidation | 16 | 3 |
| Stalking | 0 | 0 |
| Forcible Rape | 1 | 1 |
| Forcible Sodomy | 0 | 0 |
| Sexual Assault W/Object | 0 | 0 |
| Forcible Fondling | 4 | 1 |
| Incest | 0 | 0 |
| Statutory Rape | 0 | 0 |
| Kidnaping/Abduction | 0 | 0 |
| Total | 109 | 54 |

| TIBRS Group B Arrests | | |
|------------------------------|------------|----------|
| Offense | Adult | Juvenile |
| Bad Checks | 342 | 1 |
| Curfew/Vagrancy | 0 | 0 |
| Disorderly Conduct | 7 | 0 |
| DUI | 16 | 1 |
| Drunkenness | 4 | 0 |
| Family-Non Violent | 27 | 0 |
| Liquor Law Violations | 5 | 0 |
| Peeping Tom | 0 | 0 |
| Runaway | 0 | 2 |
| Trespass | 9 | 0 |
| All Other Offenses | 525 | 0 |
| Total Group B | 935 | 4 |

| TIBRS Group A Offenses | Offenses | | Arrests | |
|------------------------------------|-----------------|------------|----------------|-----------|
| | Reported | Cleared | Adult | Juvenile |
| Crimes Against Persons | | | | |
| Murder | 0 | 0 | 0 | 0 |
| Negligent Manslaughter | 0 | 0 | 0 | 0 |
| Kidnaping/Abduction | 0 | 0 | 0 | 0 |
| Forcible Rape | 4 | 3 | 0 | 3 |
| Forcible Sodomy | 1 | 1 | 0 | 0 |
| Sexual Assault W/Object | 1 | 1 | 1 | 0 |
| Forcible Fondling | 5 | 2 | 1 | 1 |
| Incest | 0 | 0 | 0 | 0 |
| Statutory Rape | 2 | 1 | 1 | 0 |
| Aggravated Assault | 45 | 29 | 21 | 1 |
| Simple Assault | 102 | 53 | 49 | 0 |
| Intimidation | 53 | 11 | 8 | 0 |
| Stalking | 0 | 0 | 0 | 0 |
| Crimes Against Property | | | | |
| Arson | 6 | 0 | 0 | 0 |
| Bribery | 0 | 0 | 0 | 0 |
| Burglary | 117 | 5 | 3 | 3 |
| Counterfeiting/Forgery | 11 | 6 | 4 | 0 |
| Destruction/Damage/Vandalism | 152 | 6 | 5 | 0 |
| Embezzlement | 0 | 0 | 0 | 0 |
| Extortion/Blackmail | 0 | 0 | 0 | 0 |
| Fraud - False Pretenses | 6 | 1 | 1 | 0 |
| Fraud - Credit Card/ATM | 3 | 0 | 0 | 0 |
| Fraud - Impersonation | 12 | 1 | 1 | 0 |
| Fraud - Welfare | 0 | 0 | 0 | 0 |
| Fraud - Wire | 2 | 0 | 0 | 0 |
| Motor Vehicle Theft | 45 | 7 | 5 | 1 |
| Robbery | 2 | 1 | 1 | 0 |
| Stolen Property Offenses | 0 | 0 | 0 | 0 |
| Theft - Pocket-picking | 2 | 1 | 1 | 0 |
| Theft - Purse Snatching | 0 | 0 | 0 | 0 |
| Theft - Shoplifting | 0 | 0 | 0 | 0 |
| Theft From Building | 57 | 5 | 6 | 0 |
| Theft From Coin Machine | 0 | 0 | 0 | 0 |
| Theft From Motor Vehicle | 27 | 1 | 0 | 1 |
| Theft of Motor Vehicle Parts | 29 | 1 | 2 | 0 |
| Theft - All Other Larceny | 79 | 7 | 6 | 2 |
| Crimes Against Society | | | | |
| Drug/Narcotic Violations | 17 | 16 | 16 | 0 |
| Drug/Narcotic Equipment Violations | 6 | 6 | 2 | 0 |
| Gambling - Betting/Wagering | 0 | 0 | 0 | 0 |
| Gambling - Operating/Promoting | 1 | 1 | 0 | 0 |
| Gambling - Equipment Violations | 1 | 1 | 0 | 0 |
| Gambling - Sports Tampering | 0 | 0 | 0 | 0 |
| Pornography/Obscene Material | 0 | 0 | 0 | 0 |
| Prostitution | 0 | 0 | 0 | 0 |
| Prostitution Assisting/Promoting | 0 | 0 | 0 | 0 |
| Weapon Law Violations | 1 | 0 | 0 | 0 |
| Total Group A Offenses | 789 | 167 | 134 | 12 |



| | |
|---------------------------------------|---------|
| 2006 Population Estimate | N/A |
| Offense Overview | |
| Offense Total | 2,328 |
| Number Cleared | 845 |
| Percent Cleared | 36.30 % |
| Group A Crimes per 100,000 population | N/A |
| Arrest Overview | |
| Total Arrests | 2,088 |
| Adult Arrests | 2,029 |
| Juvenile Arrests | 59 |
| Unknown Age | 0 |
| Arrests per 100,000 population | N/A |
| Average number offenses/incident | 1.36 |

| Domestic Violence Victims | | |
|---------------------------|------------|------------|
| Offense | Total | Arrests |
| Murder | 1 | 0 |
| Aggravated Assault | 72 | 38 |
| Simple Assault | 239 | 112 |
| Intimidation | 143 | 28 |
| Stalking | 7 | 0 |
| Forcible Rape | 8 | 3 |
| Forcible Sodomy | 0 | 0 |
| Sexual Assault W/Object | 0 | 0 |
| Forcible Fondling | 8 | 0 |
| Incest | 0 | 0 |
| Statutory Rape | 1 | 0 |
| Kidnaping/Abduction | 4 | 2 |
| Total | 483 | 183 |

| TIBRS Group B Arrests | | |
|-----------------------|--------------|-----------|
| Offense | Adult | Juvenile |
| Bad Checks | 311 | 0 |
| Curfew/Vagrancy | 0 | 0 |
| Disorderly Conduct | 5 | 11 |
| DUI | 49 | 1 |
| Drunkenness | 33 | 3 |
| Family-Non Violent | 70 | 1 |
| Liquor Law Violations | 5 | 4 |
| Peeping Tom | 0 | 0 |
| Runaway | 0 | 0 |
| Trespass | 16 | 0 |
| All Other Offenses | 952 | 2 |
| Total Group B | 1,441 | 22 |

| TIBRS Group A Offenses | Offenses | | Arrests | |
|------------------------------------|--------------|------------|------------|-----------|
| | Reported | Cleared | Adult | Juvenile |
| Crimes Against Persons | | | | |
| Murder | 1 | 1 | 0 | 0 |
| Negligent Manslaughter | 0 | 0 | 0 | 0 |
| Kidnaping/Abduction | 5 | 2 | 2 | 0 |
| Forcible Rape | 10 | 3 | 1 | 2 |
| Forcible Sodomy | 0 | 0 | 0 | 0 |
| Sexual Assault W/Object | 0 | 0 | 0 | 0 |
| Forcible Fondling | 18 | 4 | 0 | 1 |
| Incest | 0 | 0 | 0 | 0 |
| Statutory Rape | 1 | 0 | 0 | 0 |
| Aggravated Assault | 142 | 76 | 53 | 1 |
| Simple Assault | 305 | 156 | 130 | 12 |
| Intimidation | 332 | 59 | 44 | 4 |
| Stalking | 12 | 1 | 0 | 0 |
| Crimes Against Property | | | | |
| Arson | 8 | 2 | 1 | 0 |
| Bribery | 0 | 0 | 0 | 0 |
| Burglary | 217 | 28 | 26 | 0 |
| Counterfeiting/Forgery | 25 | 14 | 8 | 0 |
| Destruction/Damage/Vandalism | 411 | 80 | 21 | 1 |
| Embezzlement | 1 | 0 | 0 | 0 |
| Extortion/Blackmail | 0 | 0 | 0 | 0 |
| Fraud - False Pretenses | 32 | 11 | 1 | 0 |
| Fraud - Credit Card/ATM | 10 | 1 | 1 | 0 |
| Fraud - Impersonation | 18 | 4 | 3 | 0 |
| Fraud - Welfare | 0 | 0 | 1 | 0 |
| Fraud - Wire | 4 | 0 | 0 | 0 |
| Motor Vehicle Theft | 66 | 9 | 5 | 0 |
| Robbery | 4 | 3 | 6 | 1 |
| Stolen Property Offenses | 1 | 1 | 1 | 0 |
| Theft - Pocket-picking | 0 | 0 | 0 | 0 |
| Theft - Purse Snatching | 0 | 0 | 0 | 0 |
| Theft - Shoplifting | 1 | 1 | 1 | 0 |
| Theft From Building | 101 | 18 | 13 | 1 |
| Theft From Coin Machine | 0 | 0 | 0 | 0 |
| Theft From Motor Vehicle | 36 | 4 | 4 | 0 |
| Theft of Motor Vehicle Parts | 31 | 4 | 4 | 0 |
| Theft - All Other Larceny | 155 | 15 | 17 | 0 |
| Crimes Against Society | | | | |
| Drug/Narcotic Violations | 214 | 203 | 227 | 11 |
| Drug/Narcotic Equipment Violations | 142 | 133 | 17 | 0 |
| Gambling - Betting/Wagering | 0 | 0 | 0 | 0 |
| Gambling - Operating/Promoting | 0 | 0 | 0 | 0 |
| Gambling - Equipment Violations | 0 | 0 | 0 | 0 |
| Gambling - Sports Tampering | 0 | 0 | 0 | 0 |
| Pornography/Obscene Material | 2 | 0 | 0 | 0 |
| Prostitution | 0 | 0 | 0 | 0 |
| Prostitution Assisting/Promoting | 0 | 0 | 0 | 0 |
| Weapon Law Violations | 23 | 12 | 1 | 3 |
| Total Group A Offenses | 2,328 | 845 | 588 | 37 |



2006 Population Estimate N/A

Offense Overview

Offense Total 369
 Number Cleared 138
 Percent Cleared 37.40 %

Group A Crimes per 100,000 population N/A

Arrest Overview

Total Arrests 420
 Adult Arrests 415
 Juvenile Arrests 5
 Unknown Age 0

Arrests per 100,000 population N/A

Average number offenses/incident 1.18

Domestic Violence Victims

| Offense | Total | Arrests |
|-------------------------|-----------|-----------|
| Murder | 0 | 0 |
| Aggravated Assault | 12 | 8 |
| Simple Assault | 45 | 22 |
| Intimidation | 3 | 1 |
| Stalking | 0 | 0 |
| Forcible Rape | 3 | 1 |
| Forcible Sodomy | 1 | 0 |
| Sexual Assault W/Object | 0 | 0 |
| Forcible Fondling | 2 | 0 |
| Incest | 0 | 0 |
| Statutory Rape | 0 | 0 |
| Kidnaping/Abduction | 1 | 1 |
| Total | 67 | 33 |

TIBRS Group B Arrests

| Offense | Adult | Juvenile |
|-----------------------|------------|----------|
| Bad Checks | 66 | 0 |
| Curfew/Vagrancy | 0 | 0 |
| Disorderly Conduct | 1 | 0 |
| DUI | 20 | 0 |
| Drunkenness | 6 | 0 |
| Family-Non Violent | 1 | 0 |
| Liquor Law Violations | 0 | 0 |
| Peeping Tom | 0 | 0 |
| Runaway | 0 | 0 |
| Trespass | 0 | 0 |
| All Other Offenses | 214 | 1 |
| Total Group B | 308 | 1 |

| TIBRS Group A Offenses | Offenses | | Arrests | |
|------------------------------------|------------|------------|------------|----------|
| | Reported | Cleared | Adult | Juvenile |
| Crimes Against Persons | | | | |
| Murder | 0 | 0 | 0 | 0 |
| Negligent Manslaughter | 0 | 0 | 0 | 0 |
| Kidnaping/Abduction | 1 | 1 | 1 | 0 |
| Forcible Rape | 3 | 2 | 0 | 1 |
| Forcible Sodomy | 1 | 0 | 0 | 0 |
| Sexual Assault W/Object | 0 | 0 | 0 | 0 |
| Forcible Fondling | 2 | 0 | 0 | 0 |
| Incest | 0 | 0 | 0 | 0 |
| Statutory Rape | 1 | 1 | 1 | 0 |
| Aggravated Assault | 32 | 14 | 10 | 0 |
| Simple Assault | 71 | 39 | 34 | 0 |
| Intimidation | 16 | 9 | 3 | 0 |
| Stalking | 0 | 0 | 0 | 0 |
| Crimes Against Property | | | | |
| Arson | 5 | 1 | 1 | 1 |
| Bribery | 0 | 0 | 0 | 0 |
| Burglary | 50 | 3 | 6 | 1 |
| Counterfeiting/Forgery | 4 | 1 | 1 | 0 |
| Destruction/Damage/Vandalism | 24 | 4 | 3 | 0 |
| Embezzlement | 0 | 0 | 0 | 0 |
| Extortion/Blackmail | 0 | 0 | 0 | 0 |
| Fraud - False Pretenses | 3 | 2 | 0 | 0 |
| Fraud - Credit Card/ATM | 1 | 0 | 0 | 0 |
| Fraud - Impersonation | 4 | 1 | 0 | 0 |
| Fraud - Welfare | 0 | 0 | 0 | 0 |
| Fraud - Wire | 0 | 0 | 0 | 0 |
| Motor Vehicle Theft | 14 | 6 | 3 | 0 |
| Robbery | 0 | 0 | 0 | 0 |
| Stolen Property Offenses | 0 | 0 | 0 | 0 |
| Theft - Pocket-picking | 0 | 0 | 0 | 0 |
| Theft - Purse Snatching | 0 | 0 | 0 | 0 |
| Theft - Shoplifting | 0 | 0 | 0 | 0 |
| Theft From Building | 25 | 6 | 4 | 0 |
| Theft From Coin Machine | 0 | 0 | 0 | 0 |
| Theft From Motor Vehicle | 9 | 1 | 0 | 0 |
| Theft of Motor Vehicle Parts | 11 | 0 | 0 | 0 |
| Theft - All Other Larceny | 44 | 2 | 1 | 0 |
| Crimes Against Society | | | | |
| Drug/Narcotic Violations | 25 | 23 | 30 | 1 |
| Drug/Narcotic Equipment Violations | 17 | 16 | 4 | 0 |
| Gambling - Betting/Wagering | 0 | 0 | 0 | 0 |
| Gambling - Operating/Promoting | 0 | 0 | 0 | 0 |
| Gambling - Equipment Violations | 0 | 0 | 0 | 0 |
| Gambling - Sports Tampering | 0 | 0 | 0 | 0 |
| Pornography/Obscene Material | 0 | 0 | 0 | 0 |
| Prostitution | 0 | 0 | 0 | 0 |
| Prostitution Assisting/Promoting | 0 | 0 | 0 | 0 |
| Weapon Law Violations | 6 | 6 | 5 | 0 |
| Total Group A Offenses | 369 | 138 | 107 | 4 |



2006 Population Estimate N/A

Offense Overview

Offense Total 1,535
 Number Cleared 472
 Percent Cleared 30.75 %

Group A Crimes per 100,000 population N/A

Arrest Overview

Total Arrests 1,060
 Adult Arrests 1,032
 Juvenile Arrests 28
 Unknown Age 0

Arrests per 100,000 population N/A

Average number offenses/incident 1.25

Domestic Violence Victims

| Offense | Total | Arrests |
|-------------------------|------------|------------|
| Murder | 0 | 0 |
| Aggravated Assault | 79 | 39 |
| Simple Assault | 177 | 83 |
| Intimidation | 38 | 5 |
| Stalking | 0 | 0 |
| Forcible Rape | 0 | 0 |
| Forcible Sodomy | 0 | 0 |
| Sexual Assault W/Object | 0 | 0 |
| Forcible Fondling | 1 | 0 |
| Incest | 0 | 0 |
| Statutory Rape | 0 | 0 |
| Kidnaping/Abduction | 9 | 4 |
| Total | 304 | 131 |

TIBRS Group B Arrests

| Offense | Adult | Juvenile |
|-----------------------|------------|-----------|
| Bad Checks | 68 | 1 |
| Curfew/Vagrancy | 0 | 0 |
| Disorderly Conduct | 29 | 0 |
| DUI | 58 | 1 |
| Drunkenness | 84 | 0 |
| Family-Non Violent | 1 | 1 |
| Liquor Law Violations | 9 | 0 |
| Peeping Tom | 0 | 0 |
| Runaway | 0 | 5 |
| Trespass | 4 | 0 |
| All Other Offenses | 418 | 2 |
| Total Group B | 671 | 10 |

| TIBRS Group A Offenses | Offenses | | Arrests | |
|------------------------------------|--------------|------------|------------|-----------|
| | Reported | Cleared | Adult | Juvenile |
| Crimes Against Persons | | | | |
| Murder | 0 | 0 | 0 | 0 |
| Negligent Manslaughter | 0 | 0 | 0 | 0 |
| Kidnaping/Abduction | 18 | 15 | 6 | 0 |
| Forcible Rape | 2 | 0 | 0 | 0 |
| Forcible Sodomy | 1 | 1 | 1 | 0 |
| Sexual Assault W/Object | 0 | 0 | 0 | 0 |
| Forcible Fondling | 5 | 2 | 1 | 0 |
| Incest | 0 | 0 | 0 | 0 |
| Statutory Rape | 0 | 0 | 0 | 0 |
| Aggravated Assault | 126 | 72 | 48 | 4 |
| Simple Assault | 224 | 117 | 101 | 4 |
| Intimidation | 119 | 17 | 13 | 1 |
| Stalking | 2 | 0 | 0 | 0 |
| Crimes Against Property | | | | |
| Arson | 11 | 2 | 2 | 1 |
| Bribery | 1 | 1 | 1 | 0 |
| Burglary | 205 | 17 | 17 | 0 |
| Counterfeiting/Forgery | 94 | 17 | 18 | 0 |
| Destruction/Damage/Vandalism | 148 | 23 | 16 | 3 |
| Embezzlement | 0 | 0 | 0 | 0 |
| Extortion/Blackmail | 1 | 0 | 0 | 0 |
| Fraud - False Pretenses | 103 | 17 | 1 | 0 |
| Fraud - Credit Card/ATM | 4 | 0 | 0 | 0 |
| Fraud - Impersonation | 5 | 0 | 0 | 0 |
| Fraud - Welfare | 0 | 0 | 0 | 0 |
| Fraud - Wire | 2 | 2 | 2 | 0 |
| Motor Vehicle Theft | 43 | 9 | 9 | 0 |
| Robbery | 0 | 0 | 0 | 0 |
| Stolen Property Offenses | 2 | 2 | 0 | 1 |
| Theft - Pocket-picking | 0 | 0 | 0 | 0 |
| Theft - Purse Snatching | 0 | 0 | 0 | 0 |
| Theft - Shoplifting | 1 | 0 | 0 | 0 |
| Theft From Building | 69 | 7 | 6 | 0 |
| Theft From Coin Machine | 13 | 0 | 0 | 0 |
| Theft From Motor Vehicle | 38 | 1 | 1 | 0 |
| Theft of Motor Vehicle Parts | 34 | 1 | 1 | 0 |
| Theft - All Other Larceny | 113 | 9 | 13 | 0 |
| Crimes Against Society | | | | |
| Drug/Narcotic Violations | 91 | 83 | 86 | 3 |
| Drug/Narcotic Equipment Violations | 47 | 44 | 8 | 1 |
| Gambling - Betting/Wagering | 0 | 0 | 0 | 0 |
| Gambling - Operating/Promoting | 0 | 0 | 0 | 0 |
| Gambling - Equipment Violations | 0 | 0 | 0 | 0 |
| Gambling - Sports Tampering | 0 | 0 | 0 | 0 |
| Pornography/Obscene Material | 0 | 0 | 0 | 0 |
| Prostitution | 0 | 0 | 0 | 0 |
| Prostitution Assisting/Promoting | 0 | 0 | 0 | 0 |
| Weapon Law Violations | 13 | 13 | 10 | 0 |
| Total Group A Offenses | 1,535 | 472 | 361 | 18 |



| | |
|---------------------------------------|------------|
| 2006 Population Estimate | N/A |
| Offense Overview | |
| Offense Total | 1,536 |
| Number Cleared | 496 |
| Percent Cleared | 32.29 % |
| Group A Crimes per 100,000 population | N/A |
| Arrest Overview | |
| Total Arrests | 1,298 |
| Adult Arrests | 1,122 |
| Juvenile Arrests | 176 |
| Unknown Age | 0 |
| Arrests per 100,000 population | N/A |
| Average number offenses/incident | 1.12 |

| Domestic Violence Victims | | |
|----------------------------------|------------|-----------|
| Offense | Total | Arrests |
| Murder | 0 | 0 |
| Aggravated Assault | 23 | 16 |
| Simple Assault | 128 | 71 |
| Intimidation | 39 | 5 |
| Stalking | 1 | 0 |
| Forcible Rape | 1 | 0 |
| Forcible Sodomy | 0 | 0 |
| Sexual Assault W/Object | 0 | 0 |
| Forcible Fondling | 1 | 0 |
| Incest | 0 | 0 |
| Statutory Rape | 6 | 6 |
| Kidnaping/Abduction | 2 | 0 |
| Total | 201 | 98 |

| TIBRS Group B Arrests | | |
|------------------------------|------------|------------|
| Offense | Adult | Juvenile |
| Bad Checks | 9 | 0 |
| Curfew/Vagrancy | 0 | 0 |
| Disorderly Conduct | 7 | 0 |
| DUI | 94 | 0 |
| Drunkenness | 82 | 0 |
| Family-Non Violent | 43 | 0 |
| Liquor Law Violations | 13 | 11 |
| Peeping Tom | 0 | 0 |
| Runaway | 0 | 8 |
| Trespass | 4 | 0 |
| All Other Offenses | 513 | 109 |
| Total Group B | 765 | 128 |

| TIBRS Group A Offenses | Offenses | | Arrests | |
|------------------------------------|-----------------|------------|----------------|-----------|
| | Reported | Cleared | Adult | Juvenile |
| Crimes Against Persons | | | | |
| Murder | 1 | 1 | 3 | 0 |
| Negligent Manslaughter | 0 | 0 | 0 | 0 |
| Kidnaping/Abduction | 4 | 4 | 0 | 0 |
| Forcible Rape | 2 | 1 | 0 | 0 |
| Forcible Sodomy | 0 | 0 | 0 | 0 |
| Sexual Assault W/Object | 1 | 1 | 1 | 0 |
| Forcible Fondling | 4 | 0 | 0 | 0 |
| Incest | 0 | 0 | 0 | 0 |
| Statutory Rape | 7 | 7 | 6 | 0 |
| Aggravated Assault | 65 | 40 | 28 | 0 |
| Simple Assault | 188 | 91 | 74 | 9 |
| Intimidation | 84 | 9 | 6 | 1 |
| Stalking | 2 | 0 | 0 | 0 |
| Crimes Against Property | | | | |
| Arson | 8 | 2 | 1 | 0 |
| Bribery | 0 | 0 | 0 | 0 |
| Burglary | 178 | 19 | 19 | 7 |
| Counterfeiting/Forgery | 20 | 16 | 3 | 0 |
| Destruction/Damage/Vandalism | 188 | 34 | 14 | 12 |
| Embezzlement | 10 | 2 | 2 | 0 |
| Extortion/Blackmail | 0 | 0 | 0 | 0 |
| Fraud - False Pretenses | 33 | 6 | 5 | 0 |
| Fraud - Credit Card/ATM | 12 | 6 | 1 | 0 |
| Fraud - Impersonation | 9 | 3 | 3 | 0 |
| Fraud - Welfare | 0 | 0 | 0 | 0 |
| Fraud - Wire | 2 | 0 | 0 | 0 |
| Motor Vehicle Theft | 73 | 17 | 11 | 3 |
| Robbery | 11 | 4 | 3 | 0 |
| Stolen Property Offenses | 5 | 4 | 3 | 0 |
| Theft - Pocket-picking | 0 | 0 | 0 | 0 |
| Theft - Purse Snatching | 1 | 0 | 0 | 0 |
| Theft - Shoplifting | 4 | 1 | 2 | 0 |
| Theft From Building | 158 | 20 | 12 | 6 |
| Theft From Coin Machine | 15 | 7 | 5 | 0 |
| Theft From Motor Vehicle | 67 | 10 | 4 | 0 |
| Theft of Motor Vehicle Parts | 43 | 2 | 1 | 0 |
| Theft - All Other Larceny | 157 | 7 | 7 | 0 |
| Crimes Against Society | | | | |
| Drug/Narcotic Violations | 113 | 111 | 121 | 9 |
| Drug/Narcotic Equipment Violations | 62 | 62 | 18 | 1 |
| Gambling - Betting/Wagering | 0 | 0 | 0 | 0 |
| Gambling - Operating/Promoting | 0 | 0 | 0 | 0 |
| Gambling - Equipment Violations | 0 | 0 | 0 | 0 |
| Gambling - Sports Tampering | 0 | 0 | 0 | 0 |
| Pornography/Obscene Material | 0 | 0 | 0 | 0 |
| Prostitution | 0 | 0 | 0 | 0 |
| Prostitution Assisting/Promoting | 0 | 0 | 0 | 0 |
| Weapon Law Violations | 9 | 9 | 4 | 0 |
| Total Group A Offenses | 1,536 | 496 | 357 | 48 |



Macon County Sheriff's Department - 2007

2006 Population Estimate N/A

Offense Overview

Offense Total 666
 Number Cleared 313
 Percent Cleared 47.00 %

Group A Crimes per 100,000 population N/A

Arrest Overview

Total Arrests 1,142
 Adult Arrests 973
 Juvenile Arrests 169
 Unknown Age 0

Arrests per 100,000 population N/A

Average number offenses/incident 1.09

Domestic Violence Victims

| Offense | Total | Arrests |
|-------------------------|-----------|-----------|
| Murder | 1 | 1 |
| Aggravated Assault | 19 | 15 |
| Simple Assault | 65 | 58 |
| Intimidation | 4 | 1 |
| Stalking | 0 | 0 |
| Forcible Rape | 0 | 0 |
| Forcible Sodomy | 0 | 0 |
| Sexual Assault W/Object | 0 | 0 |
| Forcible Fondling | 0 | 0 |
| Incest | 0 | 0 |
| Statutory Rape | 0 | 0 |
| Kidnaping/Abduction | 0 | 0 |
| Total | 89 | 75 |

TIBRS Group B Arrests

| Offense | Adult | Juvenile |
|-----------------------|------------|------------|
| Bad Checks | 94 | 0 |
| Curfew/Vagrancy | 0 | 0 |
| Disorderly Conduct | 5 | 0 |
| DUI | 78 | 3 |
| Drunkenness | 69 | 10 |
| Family-Non Violent | 20 | 0 |
| Liquor Law Violations | 0 | 1 |
| Peeping Tom | 0 | 0 |
| Runaway | 0 | 0 |
| Trespass | 13 | 5 |
| All Other Offenses | 422 | 101 |
| Total Group B | 701 | 120 |

| TIBRS Group A Offenses | Offenses | | Arrests | |
|------------------------------------|------------|------------|------------|-----------|
| | Reported | Cleared | Adult | Juvenile |
| Crimes Against Persons | | | | |
| Murder | 2 | 2 | 1 | 0 |
| Negligent Manslaughter | 0 | 0 | 0 | 0 |
| Kidnaping/Abduction | 1 | 1 | 1 | 0 |
| Forcible Rape | 1 | 1 | 0 | 1 |
| Forcible Sodomy | 1 | 1 | 1 | 0 |
| Sexual Assault W/Object | 1 | 1 | 1 | 0 |
| Forcible Fondling | 1 | 1 | 0 | 0 |
| Incest | 0 | 0 | 0 | 0 |
| Statutory Rape | 2 | 2 | 2 | 0 |
| Aggravated Assault | 52 | 44 | 41 | 4 |
| Simple Assault | 142 | 99 | 84 | 22 |
| Intimidation | 49 | 12 | 11 | 1 |
| Stalking | 3 | 2 | 2 | 0 |
| Crimes Against Property | | | | |
| Arson | 4 | 0 | 0 | 0 |
| Bribery | 0 | 0 | 0 | 0 |
| Burglary | 55 | 16 | 21 | 4 |
| Counterfeiting/Forgery | 4 | 4 | 6 | 0 |
| Destruction/Damage/Vandalism | 107 | 16 | 10 | 3 |
| Embezzlement | 1 | 1 | 1 | 0 |
| Extortion/Blackmail | 0 | 0 | 0 | 0 |
| Fraud - False Pretenses | 7 | 7 | 3 | 0 |
| Fraud - Credit Card/ATM | 0 | 0 | 0 | 0 |
| Fraud - Impersonation | 2 | 1 | 1 | 0 |
| Fraud - Welfare | 0 | 0 | 0 | 0 |
| Fraud - Wire | 0 | 0 | 0 | 0 |
| Motor Vehicle Theft | 21 | 10 | 9 | 2 |
| Robbery | 1 | 1 | 3 | 0 |
| Stolen Property Offenses | 0 | 0 | 0 | 0 |
| Theft - Pocket-picking | 4 | 2 | 1 | 1 |
| Theft - Purse Snatching | 0 | 0 | 0 | 0 |
| Theft - Shoplifting | 3 | 3 | 4 | 0 |
| Theft From Building | 2 | 1 | 1 | 0 |
| Theft From Coin Machine | 0 | 0 | 0 | 0 |
| Theft From Motor Vehicle | 12 | 2 | 1 | 0 |
| Theft of Motor Vehicle Parts | 9 | 0 | 0 | 0 |
| Theft - All Other Larceny | 123 | 30 | 30 | 3 |
| Crimes Against Society | | | | |
| Drug/Narcotic Violations | 41 | 38 | 33 | 8 |
| Drug/Narcotic Equipment Violations | 13 | 13 | 3 | 0 |
| Gambling - Betting/Wagering | 0 | 0 | 0 | 0 |
| Gambling - Operating/Promoting | 0 | 0 | 0 | 0 |
| Gambling - Equipment Violations | 0 | 0 | 0 | 0 |
| Gambling - Sports Tampering | 0 | 0 | 0 | 0 |
| Pornography/Obscene Material | 0 | 0 | 0 | 0 |
| Prostitution | 0 | 0 | 0 | 0 |
| Prostitution Assisting/Promoting | 1 | 1 | 1 | 0 |
| Weapon Law Violations | 1 | 1 | 0 | 0 |
| Total Group A Offenses | 666 | 313 | 272 | 49 |



Madison County Sheriff's Department - 2007

2006 Population Estimate N/A

Offense Overview

Offense Total 2,415
 Number Cleared 861
 Percent Cleared 35.65 %

Group A Crimes per 100,000 population N/A

Arrest Overview

Total Arrests 1,888
 Adult Arrests 1,601
 Juvenile Arrests 287
 Unknown Age 0

Arrests per 100,000 population N/A

Average number offenses/incident 1.18

Domestic Violence Victims

| Offense | Total | Arrests |
|-------------------------|------------|------------|
| Murder | 1 | 1 |
| Aggravated Assault | 73 | 33 |
| Simple Assault | 217 | 88 |
| Intimidation | 64 | 3 |
| Stalking | 3 | 0 |
| Forcible Rape | 7 | 4 |
| Forcible Sodomy | 1 | 0 |
| Sexual Assault W/Object | 0 | 0 |
| Forcible Fondling | 10 | 3 |
| Incest | 2 | 2 |
| Statutory Rape | 2 | 0 |
| Kidnaping/Abduction | 1 | 0 |
| Total | 381 | 134 |

TIBRS Group B Arrests

| Offense | Adult | Juvenile |
|-----------------------|--------------|------------|
| Bad Checks | 268 | 0 |
| Curfew/Vagrancy | 0 | 0 |
| Disorderly Conduct | 8 | 24 |
| DUI | 118 | 4 |
| Drunkenness | 45 | 0 |
| Family-Non Violent | 0 | 0 |
| Liquor Law Violations | 33 | 24 |
| Peeping Tom | 0 | 0 |
| Runaway | 0 | 35 |
| Trespass | 10 | 3 |
| All Other Offenses | 662 | 15 |
| Total Group B | 1,144 | 105 |

| TIBRS Group A Offenses | Offenses | | Arrests | |
|------------------------------------|--------------|------------|------------|------------|
| | Reported | Cleared | Adult | Juvenile |
| Crimes Against Persons | | | | |
| Murder | 2 | 2 | 2 | 1 |
| Negligent Manslaughter | 0 | 0 | 0 | 0 |
| Kidnaping/Abduction | 2 | 0 | 0 | 0 |
| Forcible Rape | 18 | 11 | 6 | 0 |
| Forcible Sodomy | 1 | 1 | 0 | 0 |
| Sexual Assault W/Object | 0 | 0 | 0 | 0 |
| Forcible Fondling | 17 | 5 | 2 | 1 |
| Incest | 2 | 2 | 1 | 2 |
| Statutory Rape | 8 | 4 | 3 | 0 |
| Aggravated Assault | 183 | 122 | 70 | 26 |
| Simple Assault | 426 | 272 | 111 | 77 |
| Intimidation | 216 | 71 | 11 | 0 |
| Stalking | 10 | 2 | 2 | 0 |
| Crimes Against Property | | | | |
| Arson | 4 | 1 | 1 | 0 |
| Bribery | 0 | 0 | 0 | 0 |
| Burglary | 317 | 58 | 17 | 11 |
| Counterfeiting/Forgery | 21 | 12 | 8 | 0 |
| Destruction/Damage/Vandalism | 354 | 91 | 28 | 15 |
| Embezzlement | 0 | 0 | 0 | 0 |
| Extortion/Blackmail | 1 | 0 | 0 | 0 |
| Fraud - False Pretenses | 6 | 2 | 2 | 0 |
| Fraud - Credit Card/ATM | 24 | 2 | 2 | 0 |
| Fraud - Impersonation | 46 | 22 | 16 | 2 |
| Fraud - Welfare | 0 | 0 | 0 | 0 |
| Fraud - Wire | 1 | 0 | 0 | 0 |
| Motor Vehicle Theft | 102 | 14 | 10 | 3 |
| Robbery | 15 | 3 | 2 | 1 |
| Stolen Property Offenses | 3 | 2 | 0 | 0 |
| Theft - Pocket-picking | 1 | 0 | 0 | 0 |
| Theft - Purse Snatching | 0 | 0 | 0 | 0 |
| Theft - Shoplifting | 22 | 12 | 9 | 2 |
| Theft From Building | 92 | 23 | 8 | 3 |
| Theft From Coin Machine | 0 | 0 | 0 | 0 |
| Theft From Motor Vehicle | 52 | 9 | 0 | 1 |
| Theft of Motor Vehicle Parts | 71 | 7 | 1 | 0 |
| Theft - All Other Larceny | 307 | 23 | 88 | 19 |
| Crimes Against Society | | | | |
| Drug/Narcotic Violations | 52 | 50 | 37 | 10 |
| Drug/Narcotic Equipment Violations | 15 | 15 | 6 | 2 |
| Gambling - Betting/Wagering | 0 | 0 | 0 | 0 |
| Gambling - Operating/Promoting | 0 | 0 | 0 | 0 |
| Gambling - Equipment Violations | 0 | 0 | 0 | 0 |
| Gambling - Sports Tampering | 0 | 0 | 0 | 0 |
| Pornography/Obscene Material | 0 | 0 | 0 | 0 |
| Prostitution | 1 | 1 | 2 | 1 |
| Prostitution Assisting/Promoting | 1 | 1 | 1 | 0 |
| Weapon Law Violations | 22 | 21 | 11 | 5 |
| Total Group A Offenses | 2,415 | 861 | 457 | 182 |



Marion County Sheriff's Department - 2007

2006 Population Estimate N/A

Offense Overview

Offense Total 394
 Number Cleared 255
 Percent Cleared 64.72 %

Group A Crimes per 100,000 population N/A

Arrest Overview

Total Arrests 1,002
 Adult Arrests 1,002
 Juvenile Arrests 0
 Unknown Age 0

Arrests per 100,000 population N/A

Average number offenses/incident 1.12

Domestic Violence Victims

| Offense | Total | Arrests |
|-------------------------|-----------|-----------|
| Murder | 1 | 1 |
| Aggravated Assault | 13 | 11 |
| Simple Assault | 50 | 42 |
| Intimidation | 7 | 4 |
| Stalking | 0 | 0 |
| Forcible Rape | 1 | 0 |
| Forcible Sodomy | 0 | 0 |
| Sexual Assault W/Object | 0 | 0 |
| Forcible Fondling | 0 | 0 |
| Incest | 0 | 0 |
| Statutory Rape | 0 | 0 |
| Kidnaping/Abduction | 0 | 0 |
| Total | 72 | 58 |

TIBRS Group B Arrests

| Offense | Adult | Juvenile |
|-----------------------|------------|----------|
| Bad Checks | 4 | 0 |
| Curfew/Vagrancy | 0 | 0 |
| Disorderly Conduct | 48 | 0 |
| DUI | 76 | 0 |
| Drunkenness | 149 | 0 |
| Family-Non Violent | 0 | 0 |
| Liquor Law Violations | 18 | 0 |
| Peeping Tom | 0 | 0 |
| Runaway | 0 | 0 |
| Trespass | 5 | 0 |
| All Other Offenses | 456 | 0 |
| Total Group B | 756 | 0 |

| TIBRS Group A Offenses | Offenses | | Arrests | |
|------------------------------------|------------|------------|------------|----------|
| | Reported | Cleared | Adult | Juvenile |
| Crimes Against Persons | | | | |
| Murder | 1 | 1 | 1 | 0 |
| Negligent Manslaughter | 0 | 0 | 0 | 0 |
| Kidnaping/Abduction | 0 | 0 | 0 | 0 |
| Forcible Rape | 2 | 1 | 1 | 0 |
| Forcible Sodomy | 0 | 0 | 0 | 0 |
| Sexual Assault W/Object | 0 | 0 | 0 | 0 |
| Forcible Fondling | 0 | 0 | 0 | 0 |
| Incest | 0 | 0 | 0 | 0 |
| Statutory Rape | 0 | 0 | 0 | 0 |
| Aggravated Assault | 32 | 27 | 25 | 0 |
| Simple Assault | 88 | 75 | 66 | 0 |
| Intimidation | 30 | 15 | 17 | 0 |
| Stalking | 0 | 0 | 0 | 0 |
| Crimes Against Property | | | | |
| Arson | 1 | 0 | 0 | 0 |
| Bribery | 0 | 0 | 0 | 0 |
| Burglary | 24 | 5 | 6 | 0 |
| Counterfeiting/Forgery | 0 | 0 | 0 | 0 |
| Destruction/Damage/Vandalism | 36 | 14 | 15 | 0 |
| Embezzlement | 0 | 0 | 0 | 0 |
| Extortion/Blackmail | 0 | 0 | 0 | 0 |
| Fraud - False Pretenses | 4 | 2 | 3 | 0 |
| Fraud - Credit Card/ATM | 1 | 0 | 0 | 0 |
| Fraud - Impersonation | 0 | 0 | 0 | 0 |
| Fraud - Welfare | 0 | 0 | 0 | 0 |
| Fraud - Wire | 0 | 0 | 0 | 0 |
| Motor Vehicle Theft | 20 | 12 | 9 | 0 |
| Robbery | 0 | 0 | 0 | 0 |
| Stolen Property Offenses | 0 | 0 | 0 | 0 |
| Theft - Pocket-picking | 0 | 0 | 0 | 0 |
| Theft - Purse Snatching | 0 | 0 | 0 | 0 |
| Theft - Shoplifting | 0 | 0 | 0 | 0 |
| Theft From Building | 3 | 1 | 1 | 0 |
| Theft From Coin Machine | 0 | 0 | 0 | 0 |
| Theft From Motor Vehicle | 15 | 0 | 0 | 0 |
| Theft of Motor Vehicle Parts | 2 | 0 | 0 | 0 |
| Theft - All Other Larceny | 59 | 26 | 31 | 0 |
| Crimes Against Society | | | | |
| Drug/Narcotic Violations | 54 | 54 | 57 | 0 |
| Drug/Narcotic Equipment Violations | 18 | 18 | 10 | 0 |
| Gambling - Betting/Wagering | 0 | 0 | 0 | 0 |
| Gambling - Operating/Promoting | 0 | 0 | 0 | 0 |
| Gambling - Equipment Violations | 0 | 0 | 0 | 0 |
| Gambling - Sports Tampering | 0 | 0 | 0 | 0 |
| Pornography/Obscene Material | 1 | 1 | 1 | 0 |
| Prostitution | 0 | 0 | 0 | 0 |
| Prostitution Assisting/Promoting | 0 | 0 | 0 | 0 |
| Weapon Law Violations | 3 | 3 | 3 | 0 |
| Total Group A Offenses | 394 | 255 | 246 | 0 |



Marshall County Sheriff's Department - 2007

2006 Population Estimate N/A

Offense Overview

Offense Total 553
Number Cleared 192
Percent Cleared 34.72 %

Group A Crimes per 100,000 population N/A

Arrest Overview

Total Arrests 520
Adult Arrests 493
Juvenile Arrests 27
Unknown Age 0

Arrests per 100,000 population N/A

Average number offenses/incident 1.11

Domestic Violence Victims

| Offense | Total | Arrests |
|-------------------------|------------|-----------|
| Murder | 0 | 0 |
| Aggravated Assault | 28 | 21 |
| Simple Assault | 62 | 40 |
| Intimidation | 25 | 8 |
| Stalking | 0 | 0 |
| Forcible Rape | 1 | 1 |
| Forcible Sodomy | 0 | 0 |
| Sexual Assault W/Object | 0 | 0 |
| Forcible Fondling | 1 | 1 |
| Incest | 1 | 1 |
| Statutory Rape | 0 | 0 |
| Kidnaping/Abduction | 0 | 0 |
| Total | 118 | 72 |

TIBRS Group B Arrests

| Offense | Adult | Juvenile |
|-----------------------|------------|----------|
| Bad Checks | 71 | 0 |
| Curfew/Vagrancy | 0 | 0 |
| Disorderly Conduct | 3 | 1 |
| DUI | 18 | 0 |
| Drunkenness | 10 | 1 |
| Family-Non Violent | 29 | 0 |
| Liquor Law Violations | 8 | 2 |
| Peeping Tom | 0 | 0 |
| Runaway | 0 | 1 |
| Trespass | 4 | 0 |
| All Other Offenses | 206 | 2 |
| Total Group B | 349 | 7 |

| TIBRS Group A Offenses | Offenses | | Arrests | |
|------------------------------------|------------|------------|------------|-----------|
| | Reported | Cleared | Adult | Juvenile |
| Crimes Against Persons | | | | |
| Murder | 0 | 0 | 0 | 0 |
| Negligent Manslaughter | 0 | 0 | 0 | 0 |
| Kidnaping/Abduction | 0 | 0 | 0 | 0 |
| Forcible Rape | 2 | 2 | 0 | 1 |
| Forcible Sodomy | 0 | 0 | 0 | 0 |
| Sexual Assault W/Object | 0 | 0 | 0 | 0 |
| Forcible Fondling | 3 | 1 | 1 | 0 |
| Incest | 1 | 1 | 1 | 0 |
| Statutory Rape | 0 | 0 | 0 | 0 |
| Aggravated Assault | 55 | 40 | 27 | 6 |
| Simple Assault | 100 | 59 | 52 | 2 |
| Intimidation | 62 | 13 | 10 | 1 |
| Stalking | 0 | 0 | 0 | 0 |
| Crimes Against Property | | | | |
| Arson | 3 | 2 | 2 | 0 |
| Bribery | 0 | 0 | 0 | 0 |
| Burglary | 55 | 4 | 4 | 1 |
| Counterfeiting/Forgery | 1 | 0 | 0 | 0 |
| Destruction/Damage/Vandalism | 48 | 8 | 5 | 1 |
| Embezzlement | 0 | 0 | 0 | 0 |
| Extortion/Blackmail | 0 | 0 | 0 | 0 |
| Fraud - False Pretenses | 7 | 1 | 0 | 0 |
| Fraud - Credit Card/ATM | 1 | 0 | 0 | 0 |
| Fraud - Impersonation | 3 | 0 | 0 | 0 |
| Fraud - Welfare | 0 | 0 | 0 | 0 |
| Fraud - Wire | 0 | 0 | 0 | 0 |
| Motor Vehicle Theft | 17 | 3 | 1 | 0 |
| Robbery | 1 | 0 | 0 | 0 |
| Stolen Property Offenses | 0 | 0 | 0 | 0 |
| Theft - Pocket-picking | 0 | 0 | 0 | 0 |
| Theft - Purse Snatching | 0 | 0 | 0 | 0 |
| Theft - Shoplifting | 1 | 1 | 1 | 0 |
| Theft From Building | 19 | 1 | 0 | 1 |
| Theft From Coin Machine | 0 | 0 | 0 | 0 |
| Theft From Motor Vehicle | 20 | 3 | 3 | 0 |
| Theft of Motor Vehicle Parts | 13 | 1 | 1 | 0 |
| Theft - All Other Larceny | 100 | 11 | 11 | 1 |
| Crimes Against Society | | | | |
| Drug/Narcotic Violations | 25 | 25 | 22 | 3 |
| Drug/Narcotic Equipment Violations | 13 | 13 | 2 | 1 |
| Gambling - Betting/Wagering | 0 | 0 | 0 | 0 |
| Gambling - Operating/Promoting | 0 | 0 | 0 | 0 |
| Gambling - Equipment Violations | 0 | 0 | 0 | 0 |
| Gambling - Sports Tampering | 0 | 0 | 0 | 0 |
| Pornography/Obscene Material | 0 | 0 | 0 | 0 |
| Prostitution | 0 | 0 | 0 | 0 |
| Prostitution Assisting/Promoting | 0 | 0 | 0 | 0 |
| Weapon Law Violations | 3 | 3 | 1 | 2 |
| Total Group A Offenses | 553 | 192 | 144 | 20 |



Maury County Sheriff's Department - 2007

2006 Population Estimate N/A

Offense Overview

Offense Total 2,931
 Number Cleared 1,322
 Percent Cleared 45.10 %

Group A Crimes per 100,000 population N/A

Arrest Overview

Total Arrests 3,359
 Adult Arrests 3,047
 Juvenile Arrests 312
 Unknown Age 0

Arrests per 100,000 population N/A

Average number offenses/incident 1.16

Domestic Violence Victims

| Offense | Total | Arrests |
|-------------------------|------------|------------|
| Murder | 0 | 0 |
| Aggravated Assault | 65 | 50 |
| Simple Assault | 353 | 211 |
| Intimidation | 34 | 18 |
| Stalking | 9 | 5 |
| Forcible Rape | 1 | 0 |
| Forcible Sodomy | 2 | 2 |
| Sexual Assault W/Object | 0 | 0 |
| Forcible Fondling | 6 | 0 |
| Incest | 0 | 0 |
| Statutory Rape | 2 | 0 |
| Kidnaping/Abduction | 9 | 4 |
| Total | 481 | 290 |

TIBRS Group B Arrests

| Offense | Adult | Juvenile |
|-----------------------|--------------|------------|
| Bad Checks | 139 | 0 |
| Curfew/Vagrancy | 0 | 1 |
| Disorderly Conduct | 21 | 16 |
| DUI | 105 | 1 |
| Drunkenness | 131 | 0 |
| Family-Non Violent | 190 | 0 |
| Liquor Law Violations | 47 | 13 |
| Peeping Tom | 0 | 0 |
| Runaway | 0 | 33 |
| Trespass | 9 | 1 |
| All Other Offenses | 1,447 | 40 |
| Total Group B | 2,089 | 105 |

| TIBRS Group A Offenses | Offenses | | Arrests | |
|------------------------------------|--------------|--------------|------------|------------|
| | Reported | Cleared | Adult | Juvenile |
| Crimes Against Persons | | | | |
| Murder | 2 | 0 | 0 | 0 |
| Negligent Manslaughter | 0 | 0 | 0 | 0 |
| Kidnaping/Abduction | 21 | 11 | 9 | 0 |
| Forcible Rape | 18 | 3 | 2 | 0 |
| Forcible Sodomy | 3 | 2 | 2 | 0 |
| Sexual Assault W/Object | 0 | 0 | 0 | 0 |
| Forcible Fondling | 19 | 4 | 1 | 4 |
| Incest | 0 | 0 | 0 | 0 |
| Statutory Rape | 4 | 2 | 1 | 0 |
| Aggravated Assault | 138 | 85 | 75 | 3 |
| Simple Assault | 621 | 407 | 239 | 145 |
| Intimidation | 93 | 30 | 25 | 1 |
| Stalking | 26 | 10 | 10 | 0 |
| Crimes Against Property | | | | |
| Arson | 9 | 1 | 1 | 0 |
| Bribery | 1 | 1 | 1 | 0 |
| Burglary | 265 | 39 | 39 | 2 |
| Counterfeiting/Forgery | 47 | 35 | 33 | 0 |
| Destruction/Damage/Vandalism | 353 | 47 | 41 | 2 |
| Embezzlement | 8 | 5 | 5 | 0 |
| Extortion/Blackmail | 0 | 0 | 0 | 0 |
| Fraud - False Pretenses | 26 | 3 | 5 | 0 |
| Fraud - Credit Card/ATM | 35 | 3 | 2 | 0 |
| Fraud - Impersonation | 65 | 31 | 30 | 0 |
| Fraud - Welfare | 0 | 0 | 0 | 0 |
| Fraud - Wire | 1 | 0 | 0 | 0 |
| Motor Vehicle Theft | 90 | 28 | 23 | 0 |
| Robbery | 17 | 7 | 9 | 2 |
| Stolen Property Offenses | 5 | 4 | 4 | 0 |
| Theft - Pocket-picking | 0 | 0 | 0 | 0 |
| Theft - Purse Snatching | 0 | 0 | 0 | 0 |
| Theft - Shoplifting | 8 | 2 | 2 | 0 |
| Theft From Building | 112 | 21 | 18 | 3 |
| Theft From Coin Machine | 0 | 0 | 0 | 0 |
| Theft From Motor Vehicle | 84 | 4 | 5 | 0 |
| Theft of Motor Vehicle Parts | 73 | 3 | 4 | 0 |
| Theft - All Other Larceny | 273 | 33 | 35 | 2 |
| Crimes Against Society | | | | |
| Drug/Narcotic Violations | 346 | 338 | 302 | 36 |
| Drug/Narcotic Equipment Violations | 132 | 130 | 27 | 3 |
| Gambling - Betting/Wagering | 0 | 0 | 0 | 0 |
| Gambling - Operating/Promoting | 0 | 0 | 0 | 0 |
| Gambling - Equipment Violations | 0 | 0 | 0 | 0 |
| Gambling - Sports Tampering | 0 | 0 | 0 | 0 |
| Pornography/Obscene Material | 2 | 0 | 0 | 0 |
| Prostitution | 2 | 2 | 1 | 0 |
| Prostitution Assisting/Promoting | 0 | 0 | 0 | 0 |
| Weapon Law Violations | 32 | 31 | 7 | 4 |
| Total Group A Offenses | 2,931 | 1,322 | 958 | 207 |



| | |
|---------------------------------------|------------|
| 2006 Population Estimate | N/A |
| Offense Overview | |
| Offense Total | 2,204 |
| Number Cleared | 585 |
| Percent Cleared | 26.54 % |
| Group A Crimes per 100,000 population | N/A |
| Arrest Overview | |
| Total Arrests | 1,657 |
| Adult Arrests | 1,547 |
| Juvenile Arrests | 110 |
| Unknown Age | 0 |
| Arrests per 100,000 population | N/A |
| Average number offenses/incident | 1.12 |

| Domestic Violence Victims | | |
|----------------------------------|------------|-----------|
| Offense | Total | Arrests |
| Murder | 0 | 0 |
| Aggravated Assault | 48 | 22 |
| Simple Assault | 275 | 59 |
| Intimidation | 71 | 5 |
| Stalking | 2 | 1 |
| Forcible Rape | 0 | 0 |
| Forcible Sodomy | 0 | 0 |
| Sexual Assault W/Object | 0 | 0 |
| Forcible Fondling | 4 | 0 |
| Incest | 0 | 0 |
| Statutory Rape | 1 | 1 |
| Kidnaping/Abduction | 6 | 2 |
| Total | 407 | 90 |

| TIBRS Group B Arrests | | |
|------------------------------|--------------|-----------|
| Offense | Adult | Juvenile |
| Bad Checks | 106 | 0 |
| Curfew/Vagrancy | 0 | 0 |
| Disorderly Conduct | 1 | 0 |
| DUI | 52 | 0 |
| Drunkenness | 24 | 0 |
| Family-Non Violent | 64 | 0 |
| Liquor Law Violations | 10 | 5 |
| Peeping Tom | 0 | 0 |
| Runaway | 0 | 1 |
| Trespass | 10 | 2 |
| All Other Offenses | 830 | 29 |
| Total Group B | 1,097 | 37 |

| TIBRS Group A Offenses | Offenses | | Arrests | |
|------------------------------------|-----------------|------------|----------------|-----------|
| | Reported | Cleared | Adult | Juvenile |
| Crimes Against Persons | | | | |
| Murder | 0 | 0 | 0 | 0 |
| Negligent Manslaughter | 0 | 0 | 0 | 0 |
| Kidnaping/Abduction | 7 | 3 | 4 | 0 |
| Forcible Rape | 2 | 0 | 0 | 0 |
| Forcible Sodomy | 0 | 0 | 0 | 0 |
| Sexual Assault W/Object | 0 | 0 | 0 | 0 |
| Forcible Fondling | 9 | 2 | 2 | 0 |
| Incest | 0 | 0 | 0 | 0 |
| Statutory Rape | 1 | 1 | 1 | 0 |
| Aggravated Assault | 110 | 56 | 39 | 4 |
| Simple Assault | 399 | 128 | 78 | 36 |
| Intimidation | 193 | 20 | 17 | 1 |
| Stalking | 5 | 1 | 1 | 0 |
| Crimes Against Property | | | | |
| Arson | 5 | 1 | 0 | 0 |
| Bribery | 0 | 0 | 0 | 0 |
| Burglary | 280 | 34 | 32 | 9 |
| Counterfeiting/Forgery | 8 | 5 | 3 | 1 |
| Destruction/Damage/Vandalism | 241 | 37 | 27 | 4 |
| Embezzlement | 1 | 1 | 2 | 0 |
| Extortion/Blackmail | 0 | 0 | 0 | 0 |
| Fraud - False Pretenses | 35 | 4 | 2 | 0 |
| Fraud - Credit Card/ATM | 8 | 1 | 1 | 0 |
| Fraud - Impersonation | 2 | 0 | 0 | 0 |
| Fraud - Welfare | 0 | 0 | 0 | 0 |
| Fraud - Wire | 0 | 0 | 0 | 0 |
| Motor Vehicle Theft | 114 | 15 | 17 | 1 |
| Robbery | 2 | 0 | 0 | 0 |
| Stolen Property Offenses | 11 | 11 | 10 | 0 |
| Theft - Pocket-picking | 3 | 0 | 0 | 0 |
| Theft - Purse Snatching | 0 | 0 | 0 | 0 |
| Theft - Shoplifting | 7 | 5 | 4 | 1 |
| Theft From Building | 108 | 12 | 7 | 1 |
| Theft From Coin Machine | 0 | 0 | 0 | 0 |
| Theft From Motor Vehicle | 59 | 5 | 3 | 2 |
| Theft of Motor Vehicle Parts | 24 | 2 | 0 | 0 |
| Theft - All Other Larceny | 339 | 17 | 26 | 0 |
| Crimes Against Society | | | | |
| Drug/Narcotic Violations | 129 | 126 | 129 | 10 |
| Drug/Narcotic Equipment Violations | 81 | 77 | 35 | 0 |
| Gambling - Betting/Wagering | 0 | 0 | 0 | 0 |
| Gambling - Operating/Promoting | 0 | 0 | 0 | 0 |
| Gambling - Equipment Violations | 0 | 0 | 0 | 0 |
| Gambling - Sports Tampering | 0 | 0 | 0 | 0 |
| Pornography/Obscene Material | 0 | 0 | 0 | 0 |
| Prostitution | 0 | 0 | 0 | 0 |
| Prostitution Assisting/Promoting | 0 | 0 | 0 | 0 |
| Weapon Law Violations | 21 | 21 | 10 | 3 |
| Total Group A Offenses | 2,204 | 585 | 450 | 73 |



McNairy County Sheriff's Department - 2007

2006 Population Estimate N/A

Offense Overview

Offense Total 809
Number Cleared 168
Percent Cleared 20.77 %

Group A Crimes per 100,000 population N/A

Arrest Overview

Total Arrests 472
Adult Arrests 470
Juvenile Arrests 2
Unknown Age 0

Arrests per 100,000 population N/A

Average number offenses/incident 1.03

Domestic Violence Victims

| Offense | Total | Arrests |
|-------------------------|-----------|-----------|
| Murder | 2 | 2 |
| Aggravated Assault | 10 | 7 |
| Simple Assault | 46 | 39 |
| Intimidation | 2 | 1 |
| Stalking | 0 | 0 |
| Forcible Rape | 1 | 1 |
| Forcible Sodomy | 0 | 0 |
| Sexual Assault W/Object | 0 | 0 |
| Forcible Fondling | 0 | 0 |
| Incest | 1 | 0 |
| Statutory Rape | 0 | 0 |
| Kidnaping/Abduction | 0 | 0 |
| Total | 62 | 50 |

TIBRS Group B Arrests

| Offense | Adult | Juvenile |
|-----------------------|------------|----------|
| Bad Checks | 11 | 0 |
| Curfew/Vagrancy | 0 | 0 |
| Disorderly Conduct | 1 | 0 |
| DUI | 4 | 0 |
| Drunkenness | 7 | 0 |
| Family-Non Violent | 0 | 0 |
| Liquor Law Violations | 0 | 0 |
| Peeping Tom | 0 | 0 |
| Runaway | 0 | 0 |
| Trespass | 0 | 0 |
| All Other Offenses | 295 | 1 |
| Total Group B | 318 | 1 |

| TIBRS Group A Offenses | Offenses | | Arrests | |
|------------------------------------|------------|------------|------------|----------|
| | Reported | Cleared | Adult | Juvenile |
| Crimes Against Persons | | | | |
| Murder | 2 | 2 | 2 | 0 |
| Negligent Manslaughter | 0 | 0 | 0 | 0 |
| Kidnaping/Abduction | 2 | 1 | 0 | 0 |
| Forcible Rape | 5 | 4 | 4 | 0 |
| Forcible Sodomy | 0 | 0 | 0 | 0 |
| Sexual Assault W/Object | 0 | 0 | 0 | 0 |
| Forcible Fondling | 2 | 0 | 0 | 0 |
| Incest | 1 | 1 | 0 | 0 |
| Statutory Rape | 1 | 1 | 1 | 0 |
| Aggravated Assault | 34 | 15 | 14 | 0 |
| Simple Assault | 138 | 71 | 63 | 0 |
| Intimidation | 22 | 1 | 1 | 0 |
| Stalking | 4 | 2 | 3 | 0 |
| Crimes Against Property | | | | |
| Arson | 3 | 0 | 0 | 0 |
| Bribery | 0 | 0 | 0 | 0 |
| Burglary | 139 | 11 | 12 | 0 |
| Counterfeiting/Forgery | 16 | 4 | 4 | 0 |
| Destruction/Damage/Vandalism | 102 | 10 | 7 | 0 |
| Embezzlement | 0 | 0 | 0 | 0 |
| Extortion/Blackmail | 1 | 0 | 0 | 0 |
| Fraud - False Pretenses | 9 | 0 | 0 | 0 |
| Fraud - Credit Card/ATM | 10 | 1 | 1 | 0 |
| Fraud - Impersonation | 4 | 0 | 0 | 0 |
| Fraud - Welfare | 0 | 0 | 0 | 0 |
| Fraud - Wire | 0 | 0 | 0 | 0 |
| Motor Vehicle Theft | 36 | 4 | 3 | 0 |
| Robbery | 3 | 1 | 2 | 0 |
| Stolen Property Offenses | 5 | 2 | 0 | 0 |
| Theft - Pocket-picking | 0 | 0 | 0 | 0 |
| Theft - Purse Snatching | 0 | 0 | 0 | 0 |
| Theft - Shoplifting | 1 | 1 | 0 | 0 |
| Theft From Building | 33 | 0 | 0 | 0 |
| Theft From Coin Machine | 0 | 0 | 0 | 0 |
| Theft From Motor Vehicle | 9 | 0 | 0 | 0 |
| Theft of Motor Vehicle Parts | 7 | 0 | 0 | 0 |
| Theft - All Other Larceny | 192 | 12 | 15 | 1 |
| Crimes Against Society | | | | |
| Drug/Narcotic Violations | 17 | 15 | 15 | 0 |
| Drug/Narcotic Equipment Violations | 6 | 5 | 2 | 0 |
| Gambling - Betting/Wagering | 0 | 0 | 0 | 0 |
| Gambling - Operating/Promoting | 0 | 0 | 0 | 0 |
| Gambling - Equipment Violations | 0 | 0 | 0 | 0 |
| Gambling - Sports Tampering | 0 | 0 | 0 | 0 |
| Pornography/Obscene Material | 0 | 0 | 0 | 0 |
| Prostitution | 1 | 1 | 1 | 0 |
| Prostitution Assisting/Promoting | 0 | 0 | 0 | 0 |
| Weapon Law Violations | 4 | 3 | 2 | 0 |
| Total Group A Offenses | 809 | 168 | 152 | 1 |



Meigs County Sheriff's Department - 2007

2006 Population Estimate N/A

Offense Overview

Offense Total 773
 Number Cleared 305
 Percent Cleared 39.46 %

Group A Crimes per 100,000 population N/A

Arrest Overview

Total Arrests 604
 Adult Arrests 600
 Juvenile Arrests 4
 Unknown Age 0

Arrests per 100,000 population N/A

Average number offenses/incident 1.20

Domestic Violence Victims

| Offense | Total | Arrests |
|-------------------------|------------|-----------|
| Murder | 0 | 0 |
| Aggravated Assault | 16 | 10 |
| Simple Assault | 83 | 48 |
| Intimidation | 15 | 1 |
| Stalking | 2 | 0 |
| Forcible Rape | 2 | 2 |
| Forcible Sodomy | 0 | 0 |
| Sexual Assault W/Object | 0 | 0 |
| Forcible Fondling | 0 | 0 |
| Incest | 0 | 0 |
| Statutory Rape | 1 | 1 |
| Kidnaping/Abduction | 0 | 0 |
| Total | 119 | 62 |

TIBRS Group B Arrests

| Offense | Adult | Juvenile |
|-----------------------|------------|----------|
| Bad Checks | 6 | 0 |
| Curfew/Vagrancy | 0 | 0 |
| Disorderly Conduct | 12 | 0 |
| DUI | 38 | 1 |
| Drunkenness | 46 | 0 |
| Family-Non Violent | 4 | 1 |
| Liquor Law Violations | 0 | 0 |
| Peeping Tom | 0 | 0 |
| Runaway | 0 | 1 |
| Trespass | 6 | 0 |
| All Other Offenses | 241 | 1 |
| Total Group B | 353 | 4 |

| TIBRS Group A Offenses | Offenses | | Arrests | |
|------------------------------------|------------|------------|------------|----------|
| | Reported | Cleared | Adult | Juvenile |
| Crimes Against Persons | | | | |
| Murder | 0 | 0 | 0 | 0 |
| Negligent Manslaughter | 1 | 1 | 2 | 0 |
| Kidnaping/Abduction | 0 | 0 | 0 | 0 |
| Forcible Rape | 4 | 3 | 3 | 0 |
| Forcible Sodomy | 0 | 0 | 0 | 0 |
| Sexual Assault W/Object | 0 | 0 | 0 | 0 |
| Forcible Fondling | 1 | 0 | 0 | 0 |
| Incest | 0 | 0 | 0 | 0 |
| Statutory Rape | 2 | 2 | 2 | 0 |
| Aggravated Assault | 37 | 33 | 23 | 0 |
| Simple Assault | 128 | 77 | 67 | 0 |
| Intimidation | 46 | 4 | 3 | 0 |
| Stalking | 2 | 0 | 0 | 0 |
| Crimes Against Property | | | | |
| Arson | 0 | 0 | 0 | 0 |
| Bribery | 0 | 0 | 0 | 0 |
| Burglary | 106 | 14 | 13 | 0 |
| Counterfeiting/Forgery | 10 | 5 | 3 | 0 |
| Destruction/Damage/Vandalism | 112 | 20 | 4 | 0 |
| Embezzlement | 0 | 0 | 0 | 0 |
| Extortion/Blackmail | 0 | 0 | 0 | 0 |
| Fraud - False Pretenses | 2 | 0 | 0 | 0 |
| Fraud - Credit Card/ATM | 0 | 0 | 0 | 0 |
| Fraud - Impersonation | 0 | 0 | 0 | 0 |
| Fraud - Welfare | 0 | 0 | 0 | 0 |
| Fraud - Wire | 0 | 0 | 0 | 0 |
| Motor Vehicle Theft | 36 | 2 | 1 | 0 |
| Robbery | 0 | 0 | 0 | 0 |
| Stolen Property Offenses | 3 | 3 | 2 | 0 |
| Theft - Pocket-picking | 0 | 0 | 0 | 0 |
| Theft - Purse Snatching | 0 | 0 | 0 | 0 |
| Theft - Shoplifting | 1 | 1 | 1 | 0 |
| Theft From Building | 35 | 13 | 8 | 0 |
| Theft From Coin Machine | 0 | 0 | 0 | 0 |
| Theft From Motor Vehicle | 28 | 1 | 1 | 0 |
| Theft of Motor Vehicle Parts | 4 | 0 | 1 | 0 |
| Theft - All Other Larceny | 103 | 15 | 21 | 0 |
| Crimes Against Society | | | | |
| Drug/Narcotic Violations | 66 | 66 | 80 | 0 |
| Drug/Narcotic Equipment Violations | 36 | 35 | 10 | 0 |
| Gambling - Betting/Wagering | 0 | 0 | 0 | 0 |
| Gambling - Operating/Promoting | 0 | 0 | 0 | 0 |
| Gambling - Equipment Violations | 0 | 0 | 0 | 0 |
| Gambling - Sports Tampering | 0 | 0 | 0 | 0 |
| Pornography/Obscene Material | 1 | 1 | 0 | 0 |
| Prostitution | 0 | 0 | 0 | 0 |
| Prostitution Assisting/Promoting | 0 | 0 | 0 | 0 |
| Weapon Law Violations | 9 | 9 | 2 | 0 |
| Total Group A Offenses | 773 | 305 | 247 | 0 |



2006 Population Estimate N/A

Offense Overview

Offense Total 511
 Number Cleared 252
 Percent Cleared 49.32 %

Group A Crimes per 100,000 population N/A

Arrest Overview

Total Arrests 921
 Adult Arrests 859
 Juvenile Arrests 62
 Unknown Age 0

Arrests per 100,000 population N/A

Average number offenses/incident 1.07

Domestic Violence Victims

| Offense | Total | Arrests |
|-------------------------|-----------|-----------|
| Murder | 0 | 0 |
| Aggravated Assault | 11 | 12 |
| Simple Assault | 33 | 31 |
| Intimidation | 5 | 4 |
| Stalking | 1 | 1 |
| Forcible Rape | 0 | 0 |
| Forcible Sodomy | 0 | 0 |
| Sexual Assault W/Object | 0 | 0 |
| Forcible Fondling | 0 | 0 |
| Incest | 0 | 0 |
| Statutory Rape | 0 | 0 |
| Kidnaping/Abduction | 0 | 0 |
| Total | 50 | 48 |

TIBRS Group B Arrests

| Offense | Adult | Juvenile |
|-----------------------|------------|-----------|
| Bad Checks | 184 | 0 |
| Curfew/Vagrancy | 2 | 0 |
| Disorderly Conduct | 15 | 8 |
| DUI | 69 | 0 |
| Drunkenness | 63 | 0 |
| Family-Non Violent | 16 | 4 |
| Liquor Law Violations | 11 | 0 |
| Peeping Tom | 0 | 0 |
| Runaway | 0 | 4 |
| Trespass | 4 | 0 |
| All Other Offenses | 281 | 17 |
| Total Group B | 645 | 33 |

| TIBRS Group A Offenses | Offenses | | Arrests | |
|------------------------------------|------------|------------|------------|-----------|
| | Reported | Cleared | Adult | Juvenile |
| Crimes Against Persons | | | | |
| Murder | 0 | 0 | 0 | 0 |
| Negligent Manslaughter | 0 | 0 | 0 | 0 |
| Kidnaping/Abduction | 4 | 4 | 0 | 0 |
| Forcible Rape | 1 | 1 | 2 | 0 |
| Forcible Sodomy | 0 | 0 | 0 | 0 |
| Sexual Assault W/Object | 0 | 0 | 0 | 0 |
| Forcible Fondling | 4 | 0 | 0 | 0 |
| Incest | 0 | 0 | 0 | 0 |
| Statutory Rape | 1 | 1 | 1 | 0 |
| Aggravated Assault | 33 | 26 | 21 | 3 |
| Simple Assault | 81 | 67 | 57 | 4 |
| Intimidation | 40 | 20 | 17 | 1 |
| Stalking | 5 | 4 | 3 | 0 |
| Crimes Against Property | | | | |
| Arson | 2 | 1 | 1 | 0 |
| Bribery | 0 | 0 | 0 | 0 |
| Burglary | 43 | 5 | 5 | 5 |
| Counterfeiting/Forgery | 30 | 20 | 26 | 5 |
| Destruction/Damage/Vandalism | 48 | 8 | 6 | 0 |
| Embezzlement | 2 | 2 | 2 | 0 |
| Extortion/Blackmail | 1 | 1 | 0 | 0 |
| Fraud - False Pretenses | 35 | 5 | 4 | 0 |
| Fraud - Credit Card/ATM | 5 | 3 | 1 | 0 |
| Fraud - Impersonation | 3 | 1 | 1 | 0 |
| Fraud - Welfare | 0 | 0 | 0 | 0 |
| Fraud - Wire | 0 | 0 | 0 | 0 |
| Motor Vehicle Theft | 12 | 5 | 1 | 2 |
| Robbery | 4 | 4 | 1 | 0 |
| Stolen Property Offenses | 0 | 0 | 0 | 0 |
| Theft - Pocket-picking | 9 | 1 | 1 | 0 |
| Theft - Purse Snatching | 0 | 0 | 0 | 0 |
| Theft - Shoplifting | 6 | 6 | 5 | 0 |
| Theft From Building | 27 | 10 | 10 | 1 |
| Theft From Coin Machine | 0 | 0 | 0 | 0 |
| Theft From Motor Vehicle | 23 | 1 | 1 | 1 |
| Theft of Motor Vehicle Parts | 10 | 0 | 0 | 0 |
| Theft - All Other Larceny | 35 | 10 | 10 | 2 |
| Crimes Against Society | | | | |
| Drug/Narcotic Violations | 31 | 30 | 29 | 4 |
| Drug/Narcotic Equipment Violations | 11 | 11 | 4 | 0 |
| Gambling - Betting/Wagering | 0 | 0 | 1 | 0 |
| Gambling - Operating/Promoting | 0 | 0 | 0 | 0 |
| Gambling - Equipment Violations | 0 | 0 | 0 | 0 |
| Gambling - Sports Tampering | 0 | 0 | 0 | 0 |
| Pornography/Obscene Material | 1 | 1 | 1 | 0 |
| Prostitution | 0 | 0 | 0 | 0 |
| Prostitution Assisting/Promoting | 0 | 0 | 0 | 0 |
| Weapon Law Violations | 4 | 4 | 3 | 1 |
| Total Group A Offenses | 511 | 252 | 214 | 29 |



Monroe County Sheriff's Department - 2007

| | |
|---------------------------------|---------|
| 2006 Population Estimate | N/A |
| Offense Overview | |
| Offense Total | 1,623 |
| Number Cleared | 559 |
| Percent Cleared | 34.44 % |

Group A Crimes per 100,000 population N/A

| | |
|------------------------|-------|
| Arrest Overview | |
| Total Arrests | 1,061 |
| Adult Arrests | 1,046 |
| Juvenile Arrests | 15 |
| Unknown Age | 0 |

Arrests per 100,000 population N/A

Average number offenses/incident 1.16

| Domestic Violence Victims | | |
|---------------------------|------------|------------|
| Offense | Total | Arrests |
| Murder | 0 | 0 |
| Aggravated Assault | 51 | 34 |
| Simple Assault | 197 | 82 |
| Intimidation | 42 | 4 |
| Stalking | 1 | 0 |
| Forcible Rape | 2 | 2 |
| Forcible Sodomy | 0 | 0 |
| Sexual Assault W/Object | 0 | 0 |
| Forcible Fondling | 0 | 0 |
| Incest | 0 | 0 |
| Statutory Rape | 0 | 0 |
| Kidnaping/Abduction | 0 | 0 |
| Total | 293 | 122 |

| TIBRS Group B Arrests | | |
|-----------------------|------------|----------|
| Offense | Adult | Juvenile |
| Bad Checks | 28 | 0 |
| Curfew/Vagrancy | 0 | 0 |
| Disorderly Conduct | 12 | 0 |
| DUI | 54 | 0 |
| Drunkenness | 65 | 0 |
| Family-Non Violent | 1 | 0 |
| Liquor Law Violations | 14 | 1 |
| Peeping Tom | 0 | 0 |
| Runaway | 0 | 5 |
| Trespass | 12 | 0 |
| All Other Offenses | 407 | 0 |
| Total Group B | 593 | 6 |

| TIBRS Group A Offenses | Offenses | | Arrests | |
|------------------------------------|--------------|------------|------------|----------|
| | Reported | Cleared | Adult | Juvenile |
| Crimes Against Persons | | | | |
| Murder | 1 | 1 | 1 | 0 |
| Negligent Manslaughter | 1 | 1 | 1 | 0 |
| Kidnaping/Abduction | 0 | 0 | 0 | 0 |
| Forcible Rape | 4 | 3 | 3 | 0 |
| Forcible Sodomy | 0 | 0 | 0 | 0 |
| Sexual Assault W/Object | 0 | 0 | 0 | 0 |
| Forcible Fondling | 5 | 1 | 1 | 0 |
| Incest | 0 | 0 | 0 | 0 |
| Statutory Rape | 0 | 0 | 0 | 0 |
| Aggravated Assault | 105 | 69 | 53 | 1 |
| Simple Assault | 283 | 128 | 96 | 5 |
| Intimidation | 90 | 21 | 14 | 1 |
| Stalking | 1 | 0 | 0 | 0 |
| Crimes Against Property | | | | |
| Arson | 7 | 2 | 3 | 0 |
| Bribery | 1 | 1 | 1 | 0 |
| Burglary | 254 | 36 | 49 | 0 |
| Counterfeiting/Forgery | 1 | 1 | 1 | 0 |
| Destruction/Damage/Vandalism | 216 | 20 | 12 | 0 |
| Embezzlement | 0 | 0 | 0 | 0 |
| Extortion/Blackmail | 0 | 0 | 0 | 0 |
| Fraud - False Pretenses | 6 | 1 | 0 | 0 |
| Fraud - Credit Card/ATM | 1 | 1 | 1 | 0 |
| Fraud - Impersonation | 3 | 0 | 0 | 0 |
| Fraud - Welfare | 0 | 0 | 0 | 0 |
| Fraud - Wire | 0 | 0 | 0 | 0 |
| Motor Vehicle Theft | 61 | 7 | 5 | 0 |
| Robbery | 1 | 0 | 0 | 0 |
| Stolen Property Offenses | 4 | 3 | 3 | 0 |
| Theft - Pocket-picking | 0 | 0 | 0 | 0 |
| Theft - Purse Snatching | 0 | 0 | 0 | 0 |
| Theft - Shoplifting | 3 | 2 | 3 | 0 |
| Theft From Building | 74 | 10 | 7 | 0 |
| Theft From Coin Machine | 1 | 0 | 0 | 0 |
| Theft From Motor Vehicle | 67 | 7 | 5 | 0 |
| Theft of Motor Vehicle Parts | 28 | 4 | 2 | 0 |
| Theft - All Other Larceny | 181 | 18 | 15 | 0 |
| Crimes Against Society | | | | |
| Drug/Narcotic Violations | 115 | 114 | 93 | 1 |
| Drug/Narcotic Equipment Violations | 97 | 96 | 73 | 1 |
| Gambling - Betting/Wagering | 0 | 0 | 0 | 0 |
| Gambling - Operating/Promoting | 0 | 0 | 0 | 0 |
| Gambling - Equipment Violations | 0 | 0 | 0 | 0 |
| Gambling - Sports Tampering | 0 | 0 | 0 | 0 |
| Pornography/Obscene Material | 0 | 0 | 0 | 0 |
| Prostitution | 0 | 0 | 0 | 0 |
| Prostitution Assisting/Promoting | 0 | 0 | 0 | 0 |
| Weapon Law Violations | 12 | 12 | 11 | 0 |
| Total Group A Offenses | 1,623 | 559 | 453 | 9 |



Montgomery County Sheriff's Department - 2007

2006 Population Estimate N/A

Offense Overview

Offense Total 2,319
Number Cleared 943
Percent Cleared 40.66 %

Group A Crimes per 100,000 population N/A

Arrest Overview

Total Arrests 1,994
Adult Arrests 1,674
Juvenile Arrests 320
Unknown Age 0

Arrests per 100,000 population N/A

Average number offenses/incident 1.19

Domestic Violence Victims

| Offense | Total | Arrests |
|-------------------------|------------|------------|
| Murder | 2 | 2 |
| Aggravated Assault | 54 | 30 |
| Simple Assault | 221 | 148 |
| Intimidation | 54 | 9 |
| Stalking | 5 | 0 |
| Forcible Rape | 3 | 0 |
| Forcible Sodomy | 1 | 0 |
| Sexual Assault W/Object | 0 | 0 |
| Forcible Fondling | 10 | 0 |
| Incest | 1 | 0 |
| Statutory Rape | 0 | 0 |
| Kidnaping/Abduction | 5 | 0 |
| Total | 356 | 189 |

TIBRS Group B Arrests

| Offense | Adult | Juvenile |
|-----------------------|--------------|------------|
| Bad Checks | 351 | 0 |
| Curfew/Vagrancy | 0 | 3 |
| Disorderly Conduct | 9 | 74 |
| DUI | 114 | 1 |
| Drunkenness | 65 | 1 |
| Family-Non Violent | 2 | 0 |
| Liquor Law Violations | 57 | 21 |
| Peeping Tom | 0 | 0 |
| Runaway | 0 | 0 |
| Trespass | 1 | 1 |
| All Other Offenses | 626 | 32 |
| Total Group B | 1,225 | 133 |

| TIBRS Group A Offenses | Offenses | | Arrests | |
|------------------------------------|--------------|------------|------------|------------|
| | Reported | Cleared | Adult | Juvenile |
| Crimes Against Persons | | | | |
| Murder | 2 | 2 | 2 | 0 |
| Negligent Manslaughter | 0 | 0 | 0 | 0 |
| Kidnaping/Abduction | 5 | 5 | 0 | 0 |
| Forcible Rape | 9 | 1 | 0 | 0 |
| Forcible Sodomy | 2 | 0 | 0 | 0 |
| Sexual Assault W/Object | 0 | 0 | 0 | 0 |
| Forcible Fondling | 17 | 4 | 1 | 3 |
| Incest | 1 | 0 | 0 | 0 |
| Statutory Rape | 2 | 0 | 1 | 0 |
| Aggravated Assault | 148 | 91 | 52 | 11 |
| Simple Assault | 421 | 313 | 169 | 50 |
| Intimidation | 174 | 78 | 10 | 1 |
| Stalking | 8 | 1 | 0 | 0 |
| Crimes Against Property | | | | |
| Arson | 4 | 1 | 0 | 1 |
| Bribery | 0 | 0 | 0 | 0 |
| Burglary | 250 | 26 | 8 | 6 |
| Counterfeiting/Forgery | 27 | 12 | 9 | 2 |
| Destruction/Damage/Vandalism | 389 | 80 | 36 | 13 |
| Embezzlement | 0 | 0 | 0 | 0 |
| Extortion/Blackmail | 1 | 1 | 1 | 0 |
| Fraud - False Pretenses | 3 | 0 | 1 | 0 |
| Fraud - Credit Card/ATM | 32 | 3 | 3 | 1 |
| Fraud - Impersonation | 31 | 12 | 9 | 0 |
| Fraud - Welfare | 0 | 0 | 0 | 0 |
| Fraud - Wire | 3 | 0 | 0 | 0 |
| Motor Vehicle Theft | 63 | 12 | 12 | 0 |
| Robbery | 8 | 3 | 2 | 0 |
| Stolen Property Offenses | 2 | 2 | 3 | 0 |
| Theft - Pocket-picking | 1 | 1 | 0 | 2 |
| Theft - Purse Snatching | 0 | 0 | 0 | 0 |
| Theft - Shoplifting | 7 | 2 | 0 | 0 |
| Theft From Building | 125 | 29 | 4 | 7 |
| Theft From Coin Machine | 3 | 1 | 1 | 0 |
| Theft From Motor Vehicle | 76 | 6 | 1 | 1 |
| Theft of Motor Vehicle Parts | 25 | 0 | 0 | 0 |
| Theft - All Other Larceny | 229 | 26 | 8 | 4 |
| Crimes Against Society | | | | |
| Drug/Narcotic Violations | 131 | 124 | 88 | 57 |
| Drug/Narcotic Equipment Violations | 68 | 63 | 14 | 3 |
| Gambling - Betting/Wagering | 0 | 0 | 0 | 0 |
| Gambling - Operating/Promoting | 0 | 0 | 0 | 0 |
| Gambling - Equipment Violations | 0 | 0 | 0 | 0 |
| Gambling - Sports Tampering | 0 | 0 | 0 | 0 |
| Pornography/Obscene Material | 1 | 0 | 0 | 0 |
| Prostitution | 0 | 0 | 0 | 0 |
| Prostitution Assisting/Promoting | 0 | 0 | 0 | 0 |
| Weapon Law Violations | 51 | 44 | 14 | 25 |
| Total Group A Offenses | 2,319 | 943 | 449 | 187 |



Moore County Sheriff's Department - 2007

2006 Population Estimate N/A

Offense Overview

Offense Total 237
Number Cleared 77
Percent Cleared 32.49 %

Group A Crimes per 100,000 population N/A

Arrest Overview

Total Arrests 151
Adult Arrests 148
Juvenile Arrests 3
Unknown Age 0

Arrests per 100,000 population N/A

Average number offenses/incident 1.04

Domestic Violence Victims

| Offense | Total | Arrests |
|-------------------------|-----------|-----------|
| Murder | 0 | 0 |
| Aggravated Assault | 5 | 7 |
| Simple Assault | 26 | 18 |
| Intimidation | 8 | 1 |
| Stalking | 0 | 0 |
| Forcible Rape | 2 | 0 |
| Forcible Sodomy | 0 | 0 |
| Sexual Assault W/Object | 0 | 0 |
| Forcible Fondling | 1 | 0 |
| Incest | 0 | 0 |
| Statutory Rape | 0 | 0 |
| Kidnaping/Abduction | 0 | 0 |
| Total | 42 | 26 |

TIBRS Group B Arrests

| Offense | Adult | Juvenile |
|-----------------------|-----------|----------|
| Bad Checks | 5 | 0 |
| Curfew/Vagrancy | 0 | 0 |
| Disorderly Conduct | 1 | 1 |
| DUI | 4 | 0 |
| Drunkenness | 7 | 0 |
| Family-Non Violent | 1 | 0 |
| Liquor Law Violations | 2 | 0 |
| Peeping Tom | 0 | 0 |
| Runaway | 0 | 0 |
| Trespass | 4 | 0 |
| All Other Offenses | 57 | 0 |
| Total Group B | 81 | 1 |

| TIBRS Group A Offenses | Offenses | | Arrests | |
|------------------------------------|------------|-----------|-----------|----------|
| | Reported | Cleared | Adult | Juvenile |
| Crimes Against Persons | | | | |
| Murder | 0 | 0 | 0 | 0 |
| Negligent Manslaughter | 0 | 0 | 0 | 0 |
| Kidnaping/Abduction | 0 | 0 | 0 | 0 |
| Forcible Rape | 4 | 1 | 1 | 0 |
| Forcible Sodomy | 0 | 0 | 0 | 0 |
| Sexual Assault W/Object | 0 | 0 | 0 | 0 |
| Forcible Fondling | 3 | 1 | 0 | 0 |
| Incest | 0 | 0 | 0 | 0 |
| Statutory Rape | 2 | 1 | 0 | 0 |
| Aggravated Assault | 7 | 5 | 6 | 1 |
| Simple Assault | 39 | 24 | 21 | 0 |
| Intimidation | 17 | 5 | 2 | 0 |
| Stalking | 0 | 0 | 0 | 0 |
| Crimes Against Property | | | | |
| Arson | 1 | 0 | 0 | 0 |
| Bribery | 0 | 0 | 0 | 0 |
| Burglary | 13 | 2 | 4 | 0 |
| Counterfeiting/Forgery | 0 | 0 | 0 | 0 |
| Destruction/Damage/Vandalism | 56 | 12 | 7 | 0 |
| Embezzlement | 0 | 0 | 0 | 0 |
| Extortion/Blackmail | 1 | 0 | 0 | 0 |
| Fraud - False Pretenses | 9 | 8 | 10 | 0 |
| Fraud - Credit Card/ATM | 3 | 0 | 0 | 0 |
| Fraud - Impersonation | 0 | 0 | 0 | 0 |
| Fraud - Welfare | 0 | 0 | 0 | 0 |
| Fraud - Wire | 0 | 0 | 0 | 0 |
| Motor Vehicle Theft | 3 | 0 | 0 | 0 |
| Robbery | 0 | 0 | 0 | 0 |
| Stolen Property Offenses | 0 | 0 | 0 | 0 |
| Theft - Pocket-picking | 0 | 0 | 0 | 0 |
| Theft - Purse Snatching | 0 | 0 | 0 | 0 |
| Theft - Shoplifting | 0 | 0 | 0 | 0 |
| Theft From Building | 4 | 0 | 2 | 0 |
| Theft From Coin Machine | 0 | 0 | 0 | 0 |
| Theft From Motor Vehicle | 7 | 0 | 0 | 0 |
| Theft of Motor Vehicle Parts | 0 | 0 | 0 | 0 |
| Theft - All Other Larceny | 57 | 9 | 6 | 0 |
| Crimes Against Society | | | | |
| Drug/Narcotic Violations | 8 | 7 | 8 | 1 |
| Drug/Narcotic Equipment Violations | 1 | 1 | 0 | 0 |
| Gambling - Betting/Wagering | 0 | 0 | 0 | 0 |
| Gambling - Operating/Promoting | 0 | 0 | 0 | 0 |
| Gambling - Equipment Violations | 0 | 0 | 0 | 0 |
| Gambling - Sports Tampering | 0 | 0 | 0 | 0 |
| Pornography/Obscene Material | 1 | 0 | 0 | 0 |
| Prostitution | 0 | 0 | 0 | 0 |
| Prostitution Assisting/Promoting | 0 | 0 | 0 | 0 |
| Weapon Law Violations | 1 | 1 | 0 | 0 |
| Total Group A Offenses | 237 | 77 | 67 | 2 |



Morgan County Sheriff's Department - 2007

| | |
|---------------------------------|---------|
| 2006 Population Estimate | N/A |
| Offense Overview | |
| Offense Total | 547 |
| Number Cleared | 203 |
| Percent Cleared | 37.11 % |

Group A Crimes per 100,000 population N/A

| | |
|------------------------|-----|
| Arrest Overview | |
| Total Arrests | 744 |
| Adult Arrests | 730 |
| Juvenile Arrests | 14 |
| Unknown Age | 0 |

Arrests per 100,000 population N/A

Average number offenses/incident 1.06

| Domestic Violence Victims | | |
|---------------------------|-----------|-----------|
| Offense | Total | Arrests |
| Murder | 0 | 0 |
| Aggravated Assault | 6 | 5 |
| Simple Assault | 53 | 49 |
| Intimidation | 2 | 1 |
| Stalking | 4 | 3 |
| Forcible Rape | 0 | 0 |
| Forcible Sodomy | 0 | 0 |
| Sexual Assault W/Object | 0 | 0 |
| Forcible Fondling | 0 | 0 |
| Incest | 0 | 0 |
| Statutory Rape | 0 | 0 |
| Kidnaping/Abduction | 0 | 0 |
| Total | 65 | 58 |

| TIBRS Group B Arrests | | |
|-----------------------|------------|----------|
| Offense | Adult | Juvenile |
| Bad Checks | 20 | 0 |
| Curfew/Vagrancy | 0 | 0 |
| Disorderly Conduct | 14 | 2 |
| DUI | 58 | 0 |
| Drunkenness | 53 | 0 |
| Family-Non Violent | 1 | 0 |
| Liquor Law Violations | 7 | 2 |
| Peeping Tom | 1 | 0 |
| Runaway | 0 | 0 |
| Trespass | 5 | 0 |
| All Other Offenses | 374 | 3 |
| Total Group B | 533 | 7 |

| TIBRS Group A Offenses | Offenses | | Arrests | |
|------------------------------------|------------|------------|------------|----------|
| | Reported | Cleared | Adult | Juvenile |
| Crimes Against Persons | | | | |
| Murder | 0 | 0 | 0 | 0 |
| Negligent Manslaughter | 0 | 0 | 0 | 0 |
| Kidnaping/Abduction | 0 | 0 | 0 | 0 |
| Forcible Rape | 1 | 1 | 0 | 0 |
| Forcible Sodomy | 0 | 0 | 0 | 0 |
| Sexual Assault W/Object | 0 | 0 | 0 | 0 |
| Forcible Fondling | 0 | 0 | 0 | 0 |
| Incest | 0 | 0 | 0 | 0 |
| Statutory Rape | 0 | 0 | 0 | 0 |
| Aggravated Assault | 18 | 15 | 19 | 0 |
| Simple Assault | 77 | 67 | 65 | 3 |
| Intimidation | 7 | 1 | 1 | 0 |
| Stalking | 5 | 3 | 3 | 0 |
| Crimes Against Property | | | | |
| Arson | 2 | 1 | 1 | 0 |
| Bribery | 0 | 0 | 0 | 0 |
| Burglary | 93 | 6 | 10 | 0 |
| Counterfeiting/Forgery | 5 | 1 | 1 | 0 |
| Destruction/Damage/Vandalism | 68 | 8 | 6 | 0 |
| Embezzlement | 4 | 3 | 5 | 0 |
| Extortion/Blackmail | 0 | 0 | 0 | 0 |
| Fraud - False Pretenses | 14 | 2 | 2 | 0 |
| Fraud - Credit Card/ATM | 2 | 0 | 1 | 0 |
| Fraud - Impersonation | 1 | 1 | 1 | 0 |
| Fraud - Welfare | 0 | 0 | 0 | 0 |
| Fraud - Wire | 0 | 0 | 0 | 0 |
| Motor Vehicle Theft | 31 | 2 | 2 | 0 |
| Robbery | 1 | 1 | 1 | 0 |
| Stolen Property Offenses | 0 | 0 | 0 | 0 |
| Theft - Pocket-picking | 0 | 0 | 0 | 0 |
| Theft - Purse Snatching | 1 | 1 | 1 | 0 |
| Theft - Shoplifting | 0 | 0 | 0 | 0 |
| Theft From Building | 41 | 6 | 5 | 1 |
| Theft From Coin Machine | 0 | 0 | 0 | 0 |
| Theft From Motor Vehicle | 32 | 4 | 5 | 0 |
| Theft of Motor Vehicle Parts | 13 | 2 | 2 | 0 |
| Theft - All Other Larceny | 58 | 5 | 5 | 0 |
| Crimes Against Society | | | | |
| Drug/Narcotic Violations | 42 | 42 | 46 | 1 |
| Drug/Narcotic Equipment Violations | 26 | 26 | 11 | 2 |
| Gambling - Betting/Wagering | 0 | 0 | 0 | 0 |
| Gambling - Operating/Promoting | 0 | 0 | 0 | 0 |
| Gambling - Equipment Violations | 0 | 0 | 0 | 0 |
| Gambling - Sports Tampering | 0 | 0 | 0 | 0 |
| Pornography/Obscene Material | 0 | 0 | 0 | 0 |
| Prostitution | 0 | 0 | 0 | 0 |
| Prostitution Assisting/Promoting | 0 | 0 | 0 | 0 |
| Weapon Law Violations | 5 | 5 | 4 | 0 |
| Total Group A Offenses | 547 | 203 | 197 | 7 |



Obion County Sheriff's Department - 2007

2006 Population Estimate N/A

Offense Overview

Offense Total 567
 Number Cleared 229
 Percent Cleared 40.39 %

Group A Crimes per 100,000 population N/A

Arrest Overview

Total Arrests 1,159
 Adult Arrests 1,122
 Juvenile Arrests 37
 Unknown Age 0

Arrests per 100,000 population N/A

Average number offenses/incident 1.15

Domestic Violence Victims

| Offense | Total | Arrests |
|-------------------------|-----------|-----------|
| Murder | 0 | 0 |
| Aggravated Assault | 12 | 6 |
| Simple Assault | 56 | 43 |
| Intimidation | 23 | 5 |
| Stalking | 0 | 0 |
| Forcible Rape | 1 | 0 |
| Forcible Sodomy | 0 | 0 |
| Sexual Assault W/Object | 0 | 0 |
| Forcible Fondling | 1 | 0 |
| Incest | 0 | 0 |
| Statutory Rape | 0 | 0 |
| Kidnaping/Abduction | 4 | 2 |
| Total | 97 | 56 |

TIBRS Group B Arrests

| Offense | Adult | Juvenile |
|-----------------------|------------|-----------|
| Bad Checks | 571 | 0 |
| Curfew/Vagrancy | 1 | 0 |
| Disorderly Conduct | 3 | 0 |
| DUI | 35 | 0 |
| Drunkenness | 31 | 3 |
| Family-Non Violent | 6 | 0 |
| Liquor Law Violations | 2 | 6 |
| Peeping Tom | 0 | 0 |
| Runaway | 0 | 1 |
| Trespass | 5 | 0 |
| All Other Offenses | 302 | 4 |
| Total Group B | 956 | 14 |

| TIBRS Group A Offenses | Offenses | | Arrests | |
|------------------------------------|------------|------------|------------|-----------|
| | Reported | Cleared | Adult | Juvenile |
| Crimes Against Persons | | | | |
| Murder | 0 | 0 | 0 | 0 |
| Negligent Manslaughter | 0 | 0 | 0 | 0 |
| Kidnaping/Abduction | 5 | 4 | 2 | 0 |
| Forcible Rape | 3 | 1 | 1 | 0 |
| Forcible Sodomy | 1 | 0 | 0 | 0 |
| Sexual Assault W/Object | 0 | 0 | 0 | 0 |
| Forcible Fondling | 5 | 3 | 2 | 0 |
| Incest | 0 | 0 | 0 | 0 |
| Statutory Rape | 0 | 0 | 0 | 0 |
| Aggravated Assault | 21 | 14 | 10 | 2 |
| Simple Assault | 80 | 58 | 50 | 2 |
| Intimidation | 49 | 11 | 11 | 0 |
| Stalking | 0 | 0 | 0 | 0 |
| Crimes Against Property | | | | |
| Arson | 3 | 1 | 1 | 0 |
| Bribery | 0 | 0 | 0 | 0 |
| Burglary | 49 | 16 | 13 | 2 |
| Counterfeiting/Forgery | 13 | 13 | 1 | 12 |
| Destruction/Damage/Vandalism | 81 | 11 | 4 | 0 |
| Embezzlement | 0 | 0 | 0 | 0 |
| Extortion/Blackmail | 0 | 0 | 0 | 0 |
| Fraud - False Pretenses | 19 | 15 | 3 | 0 |
| Fraud - Credit Card/ATM | 2 | 1 | 0 | 0 |
| Fraud - Impersonation | 3 | 1 | 1 | 0 |
| Fraud - Welfare | 0 | 0 | 0 | 0 |
| Fraud - Wire | 0 | 0 | 0 | 0 |
| Motor Vehicle Theft | 13 | 9 | 10 | 1 |
| Robbery | 3 | 1 | 1 | 0 |
| Stolen Property Offenses | 0 | 0 | 0 | 0 |
| Theft - Pocket-picking | 1 | 0 | 0 | 0 |
| Theft - Purse Snatching | 0 | 0 | 0 | 0 |
| Theft - Shoplifting | 0 | 0 | 0 | 0 |
| Theft From Building | 60 | 10 | 7 | 0 |
| Theft From Coin Machine | 0 | 0 | 0 | 0 |
| Theft From Motor Vehicle | 20 | 0 | 0 | 0 |
| Theft of Motor Vehicle Parts | 7 | 0 | 0 | 0 |
| Theft - All Other Larceny | 74 | 8 | 8 | 0 |
| Crimes Against Society | | | | |
| Drug/Narcotic Violations | 33 | 32 | 33 | 3 |
| Drug/Narcotic Equipment Violations | 16 | 15 | 4 | 1 |
| Gambling - Betting/Wagering | 0 | 0 | 0 | 0 |
| Gambling - Operating/Promoting | 0 | 0 | 0 | 0 |
| Gambling - Equipment Violations | 0 | 0 | 0 | 0 |
| Gambling - Sports Tampering | 0 | 0 | 0 | 0 |
| Pornography/Obscene Material | 0 | 0 | 0 | 0 |
| Prostitution | 0 | 0 | 0 | 0 |
| Prostitution Assisting/Promoting | 0 | 0 | 0 | 0 |
| Weapon Law Violations | 6 | 5 | 4 | 0 |
| Total Group A Offenses | 567 | 229 | 166 | 23 |



Overton County Sheriff's Department - 2007

2006 Population Estimate N/A

Offense Overview

Offense Total 639
 Number Cleared 234
 Percent Cleared 36.62 %

Group A Crimes per 100,000 population N/A

Arrest Overview

Total Arrests 766
 Adult Arrests 748
 Juvenile Arrests 18
 Unknown Age 0

Arrests per 100,000 population N/A

Average number offenses/incident 1.09

Domestic Violence Victims

| Offense | Total | Arrests |
|-------------------------|-----------|-----------|
| Murder | 0 | 0 |
| Aggravated Assault | 12 | 12 |
| Simple Assault | 50 | 47 |
| Intimidation | 0 | 0 |
| Stalking | 0 | 0 |
| Forcible Rape | 0 | 0 |
| Forcible Sodomy | 0 | 0 |
| Sexual Assault W/Object | 0 | 0 |
| Forcible Fondling | 0 | 0 |
| Incest | 0 | 0 |
| Statutory Rape | 0 | 0 |
| Kidnaping/Abduction | 0 | 0 |
| Total | 62 | 59 |

TIBRS Group B Arrests

| Offense | Adult | Juvenile |
|-----------------------|------------|----------|
| Bad Checks | 19 | 0 |
| Curfew/Vagrancy | 0 | 0 |
| Disorderly Conduct | 3 | 1 |
| DUI | 68 | 0 |
| Drunkenness | 34 | 0 |
| Family-Non Violent | 2 | 0 |
| Liquor Law Violations | 4 | 1 |
| Peeping Tom | 0 | 0 |
| Runaway | 0 | 5 |
| Trespass | 3 | 0 |
| All Other Offenses | 409 | 0 |
| Total Group B | 542 | 7 |

| TIBRS Group A Offenses | Offenses | | Arrests | |
|------------------------------------|------------|------------|------------|-----------|
| | Reported | Cleared | Adult | Juvenile |
| Crimes Against Persons | | | | |
| Murder | 1 | 1 | 2 | 0 |
| Negligent Manslaughter | 0 | 0 | 0 | 0 |
| Kidnaping/Abduction | 0 | 0 | 0 | 0 |
| Forcible Rape | 1 | 0 | 0 | 0 |
| Forcible Sodomy | 0 | 0 | 0 | 0 |
| Sexual Assault W/Object | 0 | 0 | 0 | 0 |
| Forcible Fondling | 0 | 0 | 0 | 0 |
| Incest | 0 | 0 | 0 | 0 |
| Statutory Rape | 0 | 0 | 0 | 0 |
| Aggravated Assault | 21 | 15 | 16 | 0 |
| Simple Assault | 80 | 65 | 59 | 0 |
| Intimidation | 23 | 4 | 2 | 3 |
| Stalking | 0 | 0 | 0 | 0 |
| Crimes Against Property | | | | |
| Arson | 0 | 0 | 0 | 0 |
| Bribery | 0 | 0 | 0 | 0 |
| Burglary | 110 | 8 | 8 | 0 |
| Counterfeiting/Forgery | 5 | 4 | 5 | 0 |
| Destruction/Damage/Vandalism | 85 | 8 | 5 | 2 |
| Embezzlement | 0 | 0 | 0 | 0 |
| Extortion/Blackmail | 0 | 0 | 0 | 0 |
| Fraud - False Pretenses | 5 | 5 | 5 | 0 |
| Fraud - Credit Card/ATM | 7 | 1 | 1 | 0 |
| Fraud - Impersonation | 2 | 0 | 0 | 0 |
| Fraud - Welfare | 0 | 0 | 0 | 0 |
| Fraud - Wire | 0 | 0 | 0 | 0 |
| Motor Vehicle Theft | 21 | 4 | 2 | 1 |
| Robbery | 0 | 0 | 0 | 0 |
| Stolen Property Offenses | 0 | 0 | 0 | 0 |
| Theft - Pocket-picking | 0 | 0 | 0 | 0 |
| Theft - Purse Snatching | 0 | 0 | 0 | 0 |
| Theft - Shoplifting | 1 | 1 | 1 | 0 |
| Theft From Building | 27 | 7 | 6 | 1 |
| Theft From Coin Machine | 5 | 0 | 0 | 0 |
| Theft From Motor Vehicle | 27 | 1 | 0 | 0 |
| Theft of Motor Vehicle Parts | 9 | 0 | 0 | 0 |
| Theft - All Other Larceny | 114 | 15 | 15 | 4 |
| Crimes Against Society | | | | |
| Drug/Narcotic Violations | 55 | 55 | 58 | 0 |
| Drug/Narcotic Equipment Violations | 38 | 38 | 20 | 0 |
| Gambling - Betting/Wagering | 0 | 0 | 0 | 0 |
| Gambling - Operating/Promoting | 0 | 0 | 0 | 0 |
| Gambling - Equipment Violations | 0 | 0 | 0 | 0 |
| Gambling - Sports Tampering | 0 | 0 | 0 | 0 |
| Pornography/Obscene Material | 0 | 0 | 0 | 0 |
| Prostitution | 0 | 0 | 0 | 0 |
| Prostitution Assisting/Promoting | 0 | 0 | 0 | 0 |
| Weapon Law Violations | 2 | 2 | 1 | 0 |
| Total Group A Offenses | 639 | 234 | 206 | 11 |



2006 Population Estimate N/A

Offense Overview

Offense Total 516
 Number Cleared 213
 Percent Cleared 41.28 %

Group A Crimes per 100,000 population N/A

Arrest Overview

Total Arrests 348
 Adult Arrests 334
 Juvenile Arrests 14
 Unknown Age 0

Arrests per 100,000 population N/A

Average number offenses/incident 1.18

Domestic Violence Victims

| Offense | Total | Arrests |
|-------------------------|-----------|-----------|
| Murder | 0 | 0 |
| Aggravated Assault | 13 | 11 |
| Simple Assault | 39 | 24 |
| Intimidation | 9 | 0 |
| Stalking | 0 | 0 |
| Forcible Rape | 0 | 0 |
| Forcible Sodomy | 1 | 0 |
| Sexual Assault W/Object | 0 | 0 |
| Forcible Fondling | 4 | 1 |
| Incest | 0 | 0 |
| Statutory Rape | 1 | 0 |
| Kidnaping/Abduction | 1 | 3 |
| Total | 68 | 39 |

TIBRS Group B Arrests

| Offense | Adult | Juvenile |
|-----------------------|------------|----------|
| Bad Checks | 17 | 0 |
| Curfew/Vagrancy | 0 | 0 |
| Disorderly Conduct | 2 | 0 |
| DUI | 27 | 0 |
| Drunkenness | 17 | 0 |
| Family-Non Violent | 8 | 0 |
| Liquor Law Violations | 8 | 0 |
| Peeping Tom | 0 | 0 |
| Runaway | 0 | 0 |
| Trespass | 1 | 0 |
| All Other Offenses | 107 | 4 |
| Total Group B | 187 | 4 |

| TIBRS Group A Offenses | Offenses | | Arrests | |
|------------------------------------|------------|------------|------------|-----------|
| | Reported | Cleared | Adult | Juvenile |
| Crimes Against Persons | | | | |
| Murder | 0 | 0 | 0 | 0 |
| Negligent Manslaughter | 0 | 0 | 0 | 0 |
| Kidnaping/Abduction | 1 | 1 | 3 | 0 |
| Forcible Rape | 1 | 0 | 0 | 0 |
| Forcible Sodomy | 2 | 1 | 1 | 0 |
| Sexual Assault W/Object | 0 | 0 | 0 | 0 |
| Forcible Fondling | 6 | 3 | 1 | 0 |
| Incest | 0 | 0 | 0 | 0 |
| Statutory Rape | 1 | 0 | 0 | 0 |
| Aggravated Assault | 29 | 27 | 21 | 0 |
| Simple Assault | 80 | 39 | 33 | 0 |
| Intimidation | 37 | 6 | 4 | 0 |
| Stalking | 1 | 1 | 1 | 0 |
| Crimes Against Property | | | | |
| Arson | 3 | 1 | 1 | 0 |
| Bribery | 0 | 0 | 0 | 0 |
| Burglary | 42 | 10 | 8 | 3 |
| Counterfeiting/Forgery | 3 | 1 | 0 | 1 |
| Destruction/Damage/Vandalism | 62 | 8 | 3 | 0 |
| Embezzlement | 0 | 0 | 0 | 0 |
| Extortion/Blackmail | 0 | 0 | 0 | 0 |
| Fraud - False Pretenses | 24 | 4 | 4 | 0 |
| Fraud - Credit Card/ATM | 8 | 1 | 1 | 0 |
| Fraud - Impersonation | 4 | 1 | 0 | 0 |
| Fraud - Welfare | 0 | 0 | 0 | 0 |
| Fraud - Wire | 1 | 0 | 0 | 0 |
| Motor Vehicle Theft | 25 | 7 | 5 | 1 |
| Robbery | 0 | 0 | 0 | 0 |
| Stolen Property Offenses | 0 | 0 | 0 | 0 |
| Theft - Pocket-picking | 0 | 0 | 0 | 0 |
| Theft - Purse Snatching | 0 | 0 | 0 | 0 |
| Theft - Shoplifting | 10 | 9 | 4 | 1 |
| Theft From Building | 28 | 2 | 4 | 1 |
| Theft From Coin Machine | 0 | 0 | 0 | 0 |
| Theft From Motor Vehicle | 11 | 1 | 1 | 0 |
| Theft of Motor Vehicle Parts | 7 | 0 | 0 | 0 |
| Theft - All Other Larceny | 44 | 8 | 9 | 0 |
| Crimes Against Society | | | | |
| Drug/Narcotic Violations | 47 | 45 | 40 | 3 |
| Drug/Narcotic Equipment Violations | 33 | 31 | 1 | 0 |
| Gambling - Betting/Wagering | 0 | 0 | 0 | 0 |
| Gambling - Operating/Promoting | 0 | 0 | 0 | 0 |
| Gambling - Equipment Violations | 0 | 0 | 0 | 0 |
| Gambling - Sports Tampering | 0 | 0 | 0 | 0 |
| Pornography/Obscene Material | 0 | 0 | 0 | 0 |
| Prostitution | 0 | 0 | 0 | 0 |
| Prostitution Assisting/Promoting | 0 | 0 | 0 | 0 |
| Weapon Law Violations | 6 | 6 | 2 | 0 |
| Total Group A Offenses | 516 | 213 | 147 | 10 |



Pickett County Sheriff's Department - 2007

2006 Population Estimate N/A

Offense Overview

Offense Total 126
 Number Cleared 10
 Percent Cleared 7.94 %

Group A Crimes per 100,000 population N/A

Arrest Overview

Total Arrests 105
 Adult Arrests 105
 Juvenile Arrests 0
 Unknown Age 0

Arrests per 100,000 population N/A

Average number offenses/incident 1.00

Domestic Violence Victims

| Offense | Total | Arrests |
|-------------------------|----------|----------|
| Murder | 0 | 0 |
| Aggravated Assault | 2 | 2 |
| Simple Assault | 2 | 2 |
| Intimidation | 0 | 0 |
| Stalking | 0 | 0 |
| Forcible Rape | 0 | 0 |
| Forcible Sodomy | 0 | 0 |
| Sexual Assault W/Object | 0 | 0 |
| Forcible Fondling | 0 | 0 |
| Incest | 0 | 0 |
| Statutory Rape | 0 | 0 |
| Kidnaping/Abduction | 0 | 0 |
| Total | 4 | 4 |

TIBRS Group B Arrests

| Offense | Adult | Juvenile |
|-----------------------|-----------|----------|
| Bad Checks | 2 | 0 |
| Curfew/Vagrancy | 0 | 0 |
| Disorderly Conduct | 0 | 0 |
| DUI | 48 | 0 |
| Drunkenness | 20 | 0 |
| Family-Non Violent | 0 | 0 |
| Liquor Law Violations | 0 | 0 |
| Peeping Tom | 0 | 0 |
| Runaway | 0 | 0 |
| Trespass | 0 | 0 |
| All Other Offenses | 25 | 0 |
| Total Group B | 95 | 0 |

| TIBRS Group A Offenses | Offenses | | Arrests | |
|------------------------------------|------------|-----------|-----------|----------|
| | Reported | Cleared | Adult | Juvenile |
| Crimes Against Persons | | | | |
| Murder | 0 | 0 | 0 | 0 |
| Negligent Manslaughter | 0 | 0 | 0 | 0 |
| Kidnaping/Abduction | 0 | 0 | 0 | 0 |
| Forcible Rape | 0 | 0 | 0 | 0 |
| Forcible Sodomy | 0 | 0 | 0 | 0 |
| Sexual Assault W/Object | 0 | 0 | 0 | 0 |
| Forcible Fondling | 0 | 0 | 0 | 0 |
| Incest | 0 | 0 | 0 | 0 |
| Statutory Rape | 0 | 0 | 0 | 0 |
| Aggravated Assault | 4 | 4 | 4 | 0 |
| Simple Assault | 4 | 3 | 3 | 0 |
| Intimidation | 0 | 0 | 0 | 0 |
| Stalking | 0 | 0 | 0 | 0 |
| Crimes Against Property | | | | |
| Arson | 0 | 0 | 0 | 0 |
| Bribery | 0 | 0 | 0 | 0 |
| Burglary | 14 | 0 | 0 | 0 |
| Counterfeiting/Forgery | 0 | 0 | 0 | 0 |
| Destruction/Damage/Vandalism | 18 | 0 | 0 | 0 |
| Embezzlement | 0 | 0 | 0 | 0 |
| Extortion/Blackmail | 0 | 0 | 0 | 0 |
| Fraud - False Pretenses | 0 | 0 | 0 | 0 |
| Fraud - Credit Card/ATM | 0 | 0 | 0 | 0 |
| Fraud - Impersonation | 0 | 0 | 0 | 0 |
| Fraud - Welfare | 0 | 0 | 0 | 0 |
| Fraud - Wire | 0 | 0 | 0 | 0 |
| Motor Vehicle Theft | 2 | 0 | 0 | 0 |
| Robbery | 0 | 0 | 0 | 0 |
| Stolen Property Offenses | 0 | 0 | 0 | 0 |
| Theft - Pocket-picking | 0 | 0 | 0 | 0 |
| Theft - Purse Snatching | 1 | 0 | 0 | 0 |
| Theft - Shoplifting | 0 | 0 | 0 | 0 |
| Theft From Building | 17 | 0 | 0 | 0 |
| Theft From Coin Machine | 0 | 0 | 0 | 0 |
| Theft From Motor Vehicle | 12 | 0 | 0 | 0 |
| Theft of Motor Vehicle Parts | 3 | 0 | 0 | 0 |
| Theft - All Other Larceny | 50 | 2 | 2 | 0 |
| Crimes Against Society | | | | |
| Drug/Narcotic Violations | 1 | 1 | 1 | 0 |
| Drug/Narcotic Equipment Violations | 0 | 0 | 0 | 0 |
| Gambling - Betting/Wagering | 0 | 0 | 0 | 0 |
| Gambling - Operating/Promoting | 0 | 0 | 0 | 0 |
| Gambling - Equipment Violations | 0 | 0 | 0 | 0 |
| Gambling - Sports Tampering | 0 | 0 | 0 | 0 |
| Pornography/Obscene Material | 0 | 0 | 0 | 0 |
| Prostitution | 0 | 0 | 0 | 0 |
| Prostitution Assisting/Promoting | 0 | 0 | 0 | 0 |
| Weapon Law Violations | 0 | 0 | 0 | 0 |
| Total Group A Offenses | 126 | 10 | 10 | 0 |



2006 Population Estimate N/A

Offense Overview

Offense Total 766
Number Cleared 324
Percent Cleared 42.30 %

Group A Crimes per 100,000 population N/A

Arrest Overview

Total Arrests 506
Adult Arrests 499
Juvenile Arrests 7
Unknown Age 0

Arrests per 100,000 population N/A

Average number offenses/incident 1.13

Domestic Violence Victims

| Offense | Total | Arrests |
|-------------------------|-----------|-----------|
| Murder | 0 | 0 |
| Aggravated Assault | 7 | 6 |
| Simple Assault | 34 | 29 |
| Intimidation | 3 | 1 |
| Stalking | 0 | 0 |
| Forcible Rape | 0 | 0 |
| Forcible Sodomy | 0 | 0 |
| Sexual Assault W/Object | 0 | 0 |
| Forcible Fondling | 0 | 0 |
| Incest | 0 | 0 |
| Statutory Rape | 1 | 1 |
| Kidnaping/Abduction | 1 | 1 |
| Total | 46 | 38 |

TIBRS Group B Arrests

| Offense | Adult | Juvenile |
|-----------------------|------------|----------|
| Bad Checks | 0 | 0 |
| Curfew/Vagrancy | 0 | 0 |
| Disorderly Conduct | 20 | 0 |
| DUI | 44 | 0 |
| Drunkenness | 65 | 1 |
| Family-Non Violent | 0 | 0 |
| Liquor Law Violations | 3 | 1 |
| Peeping Tom | 0 | 0 |
| Runaway | 0 | 0 |
| Trespass | 8 | 0 |
| All Other Offenses | 79 | 0 |
| Total Group B | 219 | 2 |

| TIBRS Group A Offenses | Offenses | | Arrests | |
|------------------------------------|------------|------------|------------|----------|
| | Reported | Cleared | Adult | Juvenile |
| Crimes Against Persons | | | | |
| Murder | 0 | 0 | 0 | 0 |
| Negligent Manslaughter | 0 | 0 | 0 | 0 |
| Kidnaping/Abduction | 1 | 1 | 1 | 0 |
| Forcible Rape | 1 | 1 | 1 | 0 |
| Forcible Sodomy | 0 | 0 | 0 | 0 |
| Sexual Assault W/Object | 0 | 0 | 0 | 0 |
| Forcible Fondling | 2 | 0 | 0 | 0 |
| Incest | 0 | 0 | 0 | 0 |
| Statutory Rape | 2 | 2 | 2 | 0 |
| Aggravated Assault | 34 | 25 | 16 | 0 |
| Simple Assault | 102 | 46 | 44 | 1 |
| Intimidation | 36 | 1 | 1 | 0 |
| Stalking | 2 | 0 | 0 | 0 |
| Crimes Against Property | | | | |
| Arson | 1 | 0 | 0 | 0 |
| Bribery | 0 | 0 | 0 | 0 |
| Burglary | 75 | 4 | 8 | 0 |
| Counterfeiting/Forgery | 3 | 2 | 2 | 0 |
| Destruction/Damage/Vandalism | 65 | 5 | 0 | 0 |
| Embezzlement | 0 | 0 | 0 | 0 |
| Extortion/Blackmail | 0 | 0 | 0 | 0 |
| Fraud - False Pretenses | 3 | 1 | 1 | 0 |
| Fraud - Credit Card/ATM | 2 | 0 | 0 | 0 |
| Fraud - Impersonation | 0 | 0 | 0 | 0 |
| Fraud - Welfare | 0 | 0 | 0 | 0 |
| Fraud - Wire | 0 | 0 | 0 | 0 |
| Motor Vehicle Theft | 35 | 6 | 5 | 0 |
| Robbery | 3 | 1 | 2 | 0 |
| Stolen Property Offenses | 1 | 1 | 1 | 0 |
| Theft - Pocket-picking | 0 | 0 | 0 | 0 |
| Theft - Purse Snatching | 0 | 0 | 0 | 0 |
| Theft - Shoplifting | 8 | 4 | 3 | 0 |
| Theft From Building | 72 | 7 | 7 | 0 |
| Theft From Coin Machine | 1 | 0 | 0 | 0 |
| Theft From Motor Vehicle | 28 | 1 | 1 | 0 |
| Theft of Motor Vehicle Parts | 9 | 0 | 0 | 0 |
| Theft - All Other Larceny | 66 | 3 | 7 | 1 |
| Crimes Against Society | | | | |
| Drug/Narcotic Violations | 136 | 136 | 157 | 2 |
| Drug/Narcotic Equipment Violations | 63 | 62 | 12 | 1 |
| Gambling - Betting/Wagering | 0 | 0 | 0 | 0 |
| Gambling - Operating/Promoting | 0 | 0 | 0 | 0 |
| Gambling - Equipment Violations | 0 | 0 | 0 | 0 |
| Gambling - Sports Tampering | 0 | 0 | 0 | 0 |
| Pornography/Obscene Material | 0 | 0 | 0 | 0 |
| Prostitution | 0 | 0 | 0 | 0 |
| Prostitution Assisting/Promoting | 0 | 0 | 0 | 0 |
| Weapon Law Violations | 15 | 15 | 9 | 0 |
| Total Group A Offenses | 766 | 324 | 280 | 5 |



2006 Population Estimate N/A

Offense Overview

Offense Total 1,698
Number Cleared 271
Percent Cleared 15.96 %

Group A Crimes per 100,000 population N/A

Arrest Overview

Total Arrests 2,345
Adult Arrests 2,324
Juvenile Arrests 21
Unknown Age 0

Arrests per 100,000 population N/A

Average number offenses/incident 1.03

Domestic Violence Victims

| Offense | Total | Arrests |
|-------------------------|------------|------------|
| Murder | 1 | 1 |
| Aggravated Assault | 61 | 44 |
| Simple Assault | 142 | 120 |
| Intimidation | 51 | 19 |
| Stalking | 0 | 0 |
| Forcible Rape | 1 | 0 |
| Forcible Sodomy | 0 | 0 |
| Sexual Assault W/Object | 0 | 0 |
| Forcible Fondling | 0 | 0 |
| Incest | 0 | 0 |
| Statutory Rape | 1 | 1 |
| Kidnaping/Abduction | 1 | 2 |
| Total | 258 | 187 |

TIBRS Group B Arrests

| Offense | Adult | Juvenile |
|-----------------------|--------------|-----------|
| Bad Checks | 124 | 0 |
| Curfew/Vagrancy | 0 | 0 |
| Disorderly Conduct | 8 | 7 |
| DUI | 88 | 0 |
| Drunkenness | 42 | 0 |
| Family-Non Violent | 2 | 0 |
| Liquor Law Violations | 2 | 0 |
| Peeping Tom | 1 | 0 |
| Runaway | 0 | 0 |
| Trespass | 4 | 0 |
| All Other Offenses | 1,787 | 7 |
| Total Group B | 2,058 | 14 |

| TIBRS Group A Offenses | Offenses | | Arrests | |
|------------------------------------|--------------|------------|------------|----------|
| | Reported | Cleared | Adult | Juvenile |
| Crimes Against Persons | | | | |
| Murder | 2 | 2 | 1 | 0 |
| Negligent Manslaughter | 0 | 0 | 0 | 0 |
| Kidnaping/Abduction | 2 | 1 | 2 | 0 |
| Forcible Rape | 8 | 0 | 0 | 0 |
| Forcible Sodomy | 0 | 0 | 0 | 0 |
| Sexual Assault W/Object | 0 | 0 | 0 | 0 |
| Forcible Fondling | 8 | 0 | 0 | 0 |
| Incest | 0 | 0 | 0 | 0 |
| Statutory Rape | 1 | 1 | 1 | 0 |
| Aggravated Assault | 94 | 66 | 55 | 1 |
| Simple Assault | 213 | 132 | 129 | 5 |
| Intimidation | 234 | 27 | 25 | 0 |
| Stalking | 3 | 1 | 1 | 0 |
| Crimes Against Property | | | | |
| Arson | 2 | 1 | 2 | 0 |
| Bribery | 0 | 0 | 0 | 0 |
| Burglary | 132 | 5 | 3 | 0 |
| Counterfeiting/Forgery | 3 | 0 | 0 | 0 |
| Destruction/Damage/Vandalism | 318 | 3 | 5 | 0 |
| Embezzlement | 125 | 4 | 3 | 0 |
| Extortion/Blackmail | 0 | 0 | 0 | 0 |
| Fraud - False Pretenses | 18 | 0 | 0 | 0 |
| Fraud - Credit Card/ATM | 12 | 0 | 0 | 0 |
| Fraud - Impersonation | 22 | 2 | 2 | 0 |
| Fraud - Welfare | 0 | 0 | 0 | 0 |
| Fraud - Wire | 5 | 0 | 0 | 0 |
| Motor Vehicle Theft | 45 | 5 | 1 | 0 |
| Robbery | 3 | 0 | 0 | 0 |
| Stolen Property Offenses | 0 | 0 | 0 | 0 |
| Theft - Pocket-picking | 0 | 0 | 0 | 0 |
| Theft - Purse Snatching | 0 | 0 | 0 | 0 |
| Theft - Shoplifting | 2 | 0 | 0 | 0 |
| Theft From Building | 61 | 1 | 5 | 0 |
| Theft From Coin Machine | 3 | 0 | 0 | 0 |
| Theft From Motor Vehicle | 106 | 1 | 0 | 0 |
| Theft of Motor Vehicle Parts | 16 | 0 | 0 | 0 |
| Theft - All Other Larceny | 247 | 8 | 16 | 1 |
| Crimes Against Society | | | | |
| Drug/Narcotic Violations | 10 | 8 | 13 | 0 |
| Drug/Narcotic Equipment Violations | 3 | 3 | 2 | 0 |
| Gambling - Betting/Wagering | 0 | 0 | 0 | 0 |
| Gambling - Operating/Promoting | 0 | 0 | 0 | 0 |
| Gambling - Equipment Violations | 0 | 0 | 0 | 0 |
| Gambling - Sports Tampering | 0 | 0 | 0 | 0 |
| Pornography/Obscene Material | 0 | 0 | 0 | 0 |
| Prostitution | 0 | 0 | 0 | 0 |
| Prostitution Assisting/Promoting | 0 | 0 | 0 | 0 |
| Weapon Law Violations | 0 | 0 | 0 | 0 |
| Total Group A Offenses | 1,698 | 271 | 266 | 7 |



| | |
|---------------------------------|------------|
| 2006 Population Estimate | N/A |
| Offense Overview | |
| Offense Total | 1,078 |
| Number Cleared | 342 |
| Percent Cleared | 31.73 % |

Group A Crimes per 100,000 population N/A

| | |
|------------------------|-------|
| Arrest Overview | |
| Total Arrests | 1,227 |
| Adult Arrests | 1,167 |
| Juvenile Arrests | 60 |
| Unknown Age | 0 |

Arrests per 100,000 population N/A

Average number offenses/incident 1.08

| Domestic Violence Victims | | |
|----------------------------------|------------|-----------|
| Offense | Total | Arrests |
| Murder | 1 | 0 |
| Aggravated Assault | 34 | 22 |
| Simple Assault | 100 | 50 |
| Intimidation | 58 | 7 |
| Stalking | 6 | 1 |
| Forcible Rape | 3 | 2 |
| Forcible Sodomy | 1 | 0 |
| Sexual Assault W/Object | 0 | 0 |
| Forcible Fondling | 1 | 0 |
| Incest | 1 | 1 |
| Statutory Rape | 3 | 1 |
| Kidnaping/Abduction | 3 | 1 |
| Total | 211 | 85 |

| TIBRS Group B Arrests | | |
|------------------------------|------------|-----------|
| Offense | Adult | Juvenile |
| Bad Checks | 51 | 0 |
| Curfew/Vagrancy | 0 | 0 |
| Disorderly Conduct | 7 | 13 |
| DUI | 80 | 0 |
| Drunkenness | 95 | 0 |
| Family-Non Violent | 0 | 0 |
| Liquor Law Violations | 9 | 6 |
| Peeping Tom | 0 | 0 |
| Runaway | 0 | 6 |
| Trespass | 1 | 0 |
| All Other Offenses | 629 | 4 |
| Total Group B | 872 | 29 |

| TIBRS Group A Offenses | Offenses | | Arrests | |
|------------------------------------|-----------------|------------|----------------|-----------|
| | Reported | Cleared | Adult | Juvenile |
| Crimes Against Persons | | | | |
| Murder | 3 | 2 | 2 | 0 |
| Negligent Manslaughter | 0 | 0 | 0 | 0 |
| Kidnaping/Abduction | 3 | 2 | 1 | 0 |
| Forcible Rape | 8 | 5 | 3 | 0 |
| Forcible Sodomy | 1 | 1 | 0 | 0 |
| Sexual Assault W/Object | 0 | 0 | 0 | 0 |
| Forcible Fondling | 6 | 5 | 2 | 2 |
| Incest | 1 | 1 | 1 | 0 |
| Statutory Rape | 3 | 1 | 1 | 0 |
| Aggravated Assault | 49 | 29 | 26 | 2 |
| Simple Assault | 148 | 80 | 61 | 7 |
| Intimidation | 130 | 10 | 8 | 1 |
| Stalking | 15 | 2 | 2 | 0 |
| Crimes Against Property | | | | |
| Arson | 2 | 0 | 0 | 0 |
| Bribery | 0 | 0 | 0 | 0 |
| Burglary | 75 | 5 | 9 | 0 |
| Counterfeiting/Forgery | 1 | 0 | 0 | 0 |
| Destruction/Damage/Vandalism | 141 | 11 | 8 | 1 |
| Embezzlement | 0 | 0 | 0 | 0 |
| Extortion/Blackmail | 0 | 0 | 0 | 0 |
| Fraud - False Pretenses | 1 | 1 | 1 | 0 |
| Fraud - Credit Card/ATM | 0 | 0 | 0 | 0 |
| Fraud - Impersonation | 0 | 0 | 0 | 0 |
| Fraud - Welfare | 0 | 0 | 0 | 0 |
| Fraud - Wire | 0 | 0 | 0 | 0 |
| Motor Vehicle Theft | 29 | 2 | 1 | 1 |
| Robbery | 0 | 0 | 0 | 0 |
| Stolen Property Offenses | 0 | 0 | 0 | 0 |
| Theft - Pocket-picking | 1 | 0 | 0 | 0 |
| Theft - Purse Snatching | 0 | 0 | 0 | 0 |
| Theft - Shoplifting | 3 | 1 | 1 | 0 |
| Theft From Building | 127 | 12 | 10 | 0 |
| Theft From Coin Machine | 0 | 0 | 0 | 0 |
| Theft From Motor Vehicle | 26 | 1 | 2 | 0 |
| Theft of Motor Vehicle Parts | 24 | 2 | 2 | 0 |
| Theft - All Other Larceny | 120 | 8 | 9 | 0 |
| Crimes Against Society | | | | |
| Drug/Narcotic Violations | 123 | 123 | 128 | 14 |
| Drug/Narcotic Equipment Violations | 31 | 31 | 13 | 1 |
| Gambling - Betting/Wagering | 0 | 0 | 0 | 0 |
| Gambling - Operating/Promoting | 0 | 0 | 0 | 0 |
| Gambling - Equipment Violations | 0 | 0 | 0 | 0 |
| Gambling - Sports Tampering | 0 | 0 | 0 | 0 |
| Pornography/Obscene Material | 0 | 0 | 0 | 0 |
| Prostitution | 0 | 0 | 0 | 0 |
| Prostitution Assisting/Promoting | 0 | 0 | 0 | 0 |
| Weapon Law Violations | 7 | 7 | 4 | 2 |
| Total Group A Offenses | 1,078 | 342 | 295 | 31 |



Roane County Sheriff's Department - 2007

2006 Population Estimate N/A

Offense Overview

Offense Total 2,426
 Number Cleared 434
 Percent Cleared 17.89 %

Group A Crimes per 100,000 population N/A

Arrest Overview

Total Arrests 821
 Adult Arrests 812
 Juvenile Arrests 9
 Unknown Age 0

Arrests per 100,000 population N/A

Average number offenses/incident 1.11

Domestic Violence Victims

| Offense | Total | Arrests |
|-------------------------|------------|------------|
| Murder | 0 | 0 |
| Aggravated Assault | 27 | 19 |
| Simple Assault | 102 | 71 |
| Intimidation | 15 | 7 |
| Stalking | 0 | 0 |
| Forcible Rape | 1 | 1 |
| Forcible Sodomy | 0 | 0 |
| Sexual Assault W/Object | 0 | 0 |
| Forcible Fondling | 0 | 0 |
| Incest | 0 | 0 |
| Statutory Rape | 0 | 0 |
| Kidnaping/Abduction | 4 | 2 |
| Total | 149 | 100 |

TIBRS Group B Arrests

| Offense | Adult | Juvenile |
|-----------------------|------------|----------|
| Bad Checks | 0 | 0 |
| Curfew/Vagrancy | 0 | 0 |
| Disorderly Conduct | 7 | 1 |
| DUI | 48 | 1 |
| Drunkenness | 62 | 0 |
| Family-Non Violent | 0 | 0 |
| Liquor Law Violations | 2 | 0 |
| Peeping Tom | 0 | 0 |
| Runaway | 0 | 2 |
| Trespass | 4 | 0 |
| All Other Offenses | 337 | 0 |
| Total Group B | 460 | 4 |

| TIBRS Group A Offenses | Offenses | | Arrests | |
|------------------------------------|--------------|------------|------------|----------|
| | Reported | Cleared | Adult | Juvenile |
| Crimes Against Persons | | | | |
| Murder | 2 | 0 | 0 | 0 |
| Negligent Manslaughter | 0 | 0 | 0 | 0 |
| Kidnaping/Abduction | 12 | 7 | 2 | 0 |
| Forcible Rape | 16 | 6 | 5 | 0 |
| Forcible Sodomy | 1 | 0 | 0 | 0 |
| Sexual Assault W/Object | 0 | 0 | 0 | 0 |
| Forcible Fondling | 2 | 0 | 0 | 0 |
| Incest | 1 | 0 | 0 | 0 |
| Statutory Rape | 2 | 1 | 1 | 0 |
| Aggravated Assault | 127 | 59 | 41 | 2 |
| Simple Assault | 317 | 124 | 104 | 2 |
| Intimidation | 362 | 25 | 20 | 0 |
| Stalking | 1 | 0 | 0 | 0 |
| Crimes Against Property | | | | |
| Arson | 3 | 0 | 0 | 0 |
| Bribery | 0 | 0 | 0 | 0 |
| Burglary | 302 | 17 | 16 | 0 |
| Counterfeiting/Forgery | 6 | 1 | 1 | 0 |
| Destruction/Damage/Vandalism | 310 | 28 | 17 | 0 |
| Embezzlement | 3 | 0 | 0 | 0 |
| Extortion/Blackmail | 1 | 0 | 0 | 0 |
| Fraud - False Pretenses | 27 | 8 | 7 | 0 |
| Fraud - Credit Card/ATM | 15 | 4 | 2 | 0 |
| Fraud - Impersonation | 18 | 5 | 5 | 0 |
| Fraud - Welfare | 1 | 1 | 1 | 0 |
| Fraud - Wire | 1 | 0 | 0 | 0 |
| Motor Vehicle Theft | 108 | 8 | 9 | 1 |
| Robbery | 7 | 5 | 4 | 0 |
| Stolen Property Offenses | 0 | 0 | 0 | 0 |
| Theft - Pocket-picking | 2 | 0 | 0 | 0 |
| Theft - Purse Snatching | 0 | 0 | 0 | 0 |
| Theft - Shoplifting | 2 | 0 | 0 | 0 |
| Theft From Building | 410 | 18 | 24 | 0 |
| Theft From Coin Machine | 0 | 0 | 0 | 0 |
| Theft From Motor Vehicle | 77 | 1 | 0 | 0 |
| Theft of Motor Vehicle Parts | 25 | 1 | 0 | 0 |
| Theft - All Other Larceny | 181 | 33 | 27 | 0 |
| Crimes Against Society | | | | |
| Drug/Narcotic Violations | 56 | 56 | 48 | 0 |
| Drug/Narcotic Equipment Violations | 23 | 21 | 14 | 0 |
| Gambling - Betting/Wagering | 0 | 0 | 0 | 0 |
| Gambling - Operating/Promoting | 0 | 0 | 0 | 0 |
| Gambling - Equipment Violations | 0 | 0 | 0 | 0 |
| Gambling - Sports Tampering | 0 | 0 | 0 | 0 |
| Pornography/Obscene Material | 0 | 0 | 0 | 0 |
| Prostitution | 0 | 0 | 0 | 0 |
| Prostitution Assisting/Promoting | 0 | 0 | 0 | 0 |
| Weapon Law Violations | 5 | 5 | 4 | 0 |
| Total Group A Offenses | 2,426 | 434 | 352 | 5 |



2006 Population Estimate N/A

Offense Overview

Offense Total 1,213
Number Cleared 337
Percent Cleared 27.78 %

Group A Crimes per 100,000 population N/A

Arrest Overview

Total Arrests 2,179
Adult Arrests 2,019
Juvenile Arrests 160
Unknown Age 0

Arrests per 100,000 population N/A

Average number offenses/incident 1.11

Domestic Violence Victims

| Offense | Total | Arrests |
|-------------------------|------------|-----------|
| Murder | 0 | 0 |
| Aggravated Assault | 30 | 19 |
| Simple Assault | 142 | 79 |
| Intimidation | 14 | 0 |
| Stalking | 0 | 0 |
| Forcible Rape | 4 | 0 |
| Forcible Sodomy | 1 | 0 |
| Sexual Assault W/Object | 0 | 0 |
| Forcible Fondling | 1 | 0 |
| Incest | 0 | 0 |
| Statutory Rape | 2 | 1 |
| Kidnaping/Abduction | 0 | 0 |
| Total | 194 | 99 |

TIBRS Group B Arrests

| Offense | Adult | Juvenile |
|-----------------------|--------------|-----------|
| Bad Checks | 12 | 0 |
| Curfew/Vagrancy | 0 | 0 |
| Disorderly Conduct | 23 | 40 |
| DUI | 100 | 0 |
| Drunkenness | 42 | 0 |
| Family-Non Violent | 0 | 0 |
| Liquor Law Violations | 1 | 0 |
| Peeping Tom | 0 | 0 |
| Runaway | 0 | 0 |
| Trespass | 13 | 6 |
| All Other Offenses | 1,629 | 28 |
| Total Group B | 1,820 | 74 |

| TIBRS Group A Offenses | Offenses | | Arrests | |
|------------------------------------|--------------|------------|------------|-----------|
| | Reported | Cleared | Adult | Juvenile |
| Crimes Against Persons | | | | |
| Murder | 0 | 0 | 0 | 0 |
| Negligent Manslaughter | 0 | 0 | 0 | 0 |
| Kidnaping/Abduction | 0 | 0 | 0 | 0 |
| Forcible Rape | 10 | 3 | 1 | 1 |
| Forcible Sodomy | 1 | 0 | 0 | 0 |
| Sexual Assault W/Object | 0 | 0 | 0 | 0 |
| Forcible Fondling | 8 | 4 | 1 | 2 |
| Incest | 0 | 0 | 0 | 0 |
| Statutory Rape | 2 | 1 | 1 | 0 |
| Aggravated Assault | 62 | 49 | 41 | 4 |
| Simple Assault | 250 | 159 | 90 | 56 |
| Intimidation | 43 | 2 | 0 | 0 |
| Stalking | 0 | 0 | 0 | 0 |
| Crimes Against Property | | | | |
| Arson | 1 | 0 | 0 | 0 |
| Bribery | 0 | 0 | 0 | 0 |
| Burglary | 163 | 20 | 18 | 0 |
| Counterfeiting/Forgery | 5 | 0 | 0 | 0 |
| Destruction/Damage/Vandalism | 208 | 15 | 5 | 10 |
| Embezzlement | 0 | 0 | 0 | 0 |
| Extortion/Blackmail | 0 | 0 | 0 | 0 |
| Fraud - False Pretenses | 3 | 0 | 0 | 0 |
| Fraud - Credit Card/ATM | 4 | 0 | 0 | 0 |
| Fraud - Impersonation | 3 | 2 | 2 | 0 |
| Fraud - Welfare | 0 | 0 | 0 | 0 |
| Fraud - Wire | 0 | 0 | 0 | 0 |
| Motor Vehicle Theft | 38 | 3 | 1 | 0 |
| Robbery | 2 | 1 | 2 | 0 |
| Stolen Property Offenses | 0 | 0 | 0 | 0 |
| Theft - Pocket-picking | 0 | 0 | 0 | 0 |
| Theft - Purse Snatching | 0 | 0 | 0 | 0 |
| Theft - Shoplifting | 3 | 1 | 0 | 0 |
| Theft From Building | 62 | 4 | 3 | 0 |
| Theft From Coin Machine | 0 | 0 | 0 | 0 |
| Theft From Motor Vehicle | 24 | 0 | 0 | 0 |
| Theft of Motor Vehicle Parts | 43 | 5 | 0 | 0 |
| Theft - All Other Larceny | 165 | 12 | 5 | 8 |
| Crimes Against Society | | | | |
| Drug/Narcotic Violations | 66 | 32 | 23 | 4 |
| Drug/Narcotic Equipment Violations | 39 | 18 | 4 | 1 |
| Gambling - Betting/Wagering | 0 | 0 | 0 | 0 |
| Gambling - Operating/Promoting | 0 | 0 | 0 | 0 |
| Gambling - Equipment Violations | 0 | 0 | 0 | 0 |
| Gambling - Sports Tampering | 0 | 0 | 0 | 0 |
| Pornography/Obscene Material | 2 | 0 | 0 | 0 |
| Prostitution | 1 | 1 | 0 | 0 |
| Prostitution Assisting/Promoting | 0 | 0 | 0 | 0 |
| Weapon Law Violations | 5 | 5 | 2 | 0 |
| Total Group A Offenses | 1,213 | 337 | 199 | 86 |



Rutherford County Sheriff's Department - 2007

| | |
|---------------------------------|------------|
| 2006 Population Estimate | N/A |
| Offense Overview | |
| Offense Total | 3,876 |
| Number Cleared | 1,233 |
| Percent Cleared | 31.81 % |

Group A Crimes per 100,000 population N/A

| | |
|------------------------|-------|
| Arrest Overview | |
| Total Arrests | 7,758 |
| Adult Arrests | 6,923 |
| Juvenile Arrests | 835 |
| Unknown Age | 0 |

Arrests per 100,000 population N/A

Average number offenses/incident 1.10

| Domestic Violence Victims | | |
|---------------------------|------------|------------|
| Offense | Total | Arrests |
| Murder | 1 | 1 |
| Aggravated Assault | 81 | 50 |
| Simple Assault | 411 | 199 |
| Intimidation | 52 | 4 |
| Stalking | 6 | 0 |
| Forcible Rape | 8 | 1 |
| Forcible Sodomy | 1 | 1 |
| Sexual Assault W/Object | 0 | 0 |
| Forcible Fondling | 6 | 1 |
| Incest | 1 | 0 |
| Statutory Rape | 3 | 1 |
| Kidnaping/Abduction | 5 | 2 |
| Total | 575 | 260 |

| TIBRS Group B Arrests | | |
|-----------------------|--------------|------------|
| Offense | Adult | Juvenile |
| Bad Checks | 126 | 0 |
| Curfew/Vagrancy | 0 | 0 |
| Disorderly Conduct | 14 | 45 |
| DUI | 293 | 0 |
| Drunkenness | 120 | 6 |
| Family-Non Violent | 1 | 0 |
| Liquor Law Violations | 84 | 10 |
| Peeping Tom | 0 | 0 |
| Runaway | 0 | 4 |
| Trespass | 7 | 6 |
| All Other Offenses | 5,367 | 562 |
| Total Group B | 6,012 | 633 |

| TIBRS Group A Offenses | Offenses | | Arrests | |
|------------------------------------|--------------|--------------|------------|------------|
| | Reported | Cleared | Adult | Juvenile |
| Crimes Against Persons | | | | |
| Murder | 2 | 1 | 1 | 0 |
| Negligent Manslaughter | 0 | 0 | 0 | 0 |
| Kidnaping/Abduction | 9 | 4 | 3 | 0 |
| Forcible Rape | 20 | 3 | 2 | 1 |
| Forcible Sodomy | 5 | 2 | 2 | 0 |
| Sexual Assault W/Object | 0 | 0 | 0 | 0 |
| Forcible Fondling | 21 | 2 | 0 | 2 |
| Incest | 1 | 0 | 0 | 0 |
| Statutory Rape | 7 | 1 | 1 | 0 |
| Aggravated Assault | 183 | 93 | 68 | 13 |
| Simple Assault | 672 | 280 | 202 | 59 |
| Intimidation | 227 | 15 | 13 | 2 |
| Stalking | 15 | 0 | 0 | 0 |
| Crimes Against Property | | | | |
| Arson | 8 | 1 | 1 | 1 |
| Bribery | 0 | 0 | 0 | 0 |
| Burglary | 364 | 23 | 20 | 9 |
| Counterfeiting/Forgery | 67 | 7 | 6 | 1 |
| Destruction/Damage/Vandalism | 393 | 20 | 11 | 4 |
| Embezzlement | 4 | 0 | 0 | 0 |
| Extortion/Blackmail | 0 | 0 | 0 | 0 |
| Fraud - False Pretenses | 19 | 1 | 1 | 0 |
| Fraud - Credit Card/ATM | 78 | 22 | 23 | 0 |
| Fraud - Impersonation | 63 | 14 | 14 | 0 |
| Fraud - Welfare | 0 | 0 | 0 | 0 |
| Fraud - Wire | 43 | 0 | 0 | 0 |
| Motor Vehicle Theft | 150 | 16 | 11 | 4 |
| Robbery | 11 | 1 | 1 | 0 |
| Stolen Property Offenses | 5 | 4 | 5 | 0 |
| Theft - Pocket-picking | 0 | 0 | 0 | 0 |
| Theft - Purse Snatching | 0 | 0 | 0 | 0 |
| Theft - Shoplifting | 14 | 13 | 12 | 2 |
| Theft From Building | 113 | 21 | 11 | 13 |
| Theft From Coin Machine | 3 | 0 | 0 | 0 |
| Theft From Motor Vehicle | 209 | 5 | 3 | 3 |
| Theft of Motor Vehicle Parts | 75 | 0 | 0 | 0 |
| Theft - All Other Larceny | 377 | 10 | 10 | 1 |
| Crimes Against Society | | | | |
| Drug/Narcotic Violations | 470 | 442 | 434 | 63 |
| Drug/Narcotic Equipment Violations | 203 | 193 | 33 | 7 |
| Gambling - Betting/Wagering | 0 | 0 | 0 | 0 |
| Gambling - Operating/Promoting | 0 | 0 | 0 | 0 |
| Gambling - Equipment Violations | 0 | 0 | 0 | 0 |
| Gambling - Sports Tampering | 0 | 0 | 0 | 0 |
| Pornography/Obscene Material | 4 | 0 | 0 | 0 |
| Prostitution | 0 | 0 | 0 | 0 |
| Prostitution Assisting/Promoting | 0 | 0 | 0 | 0 |
| Weapon Law Violations | 41 | 39 | 23 | 17 |
| Total Group A Offenses | 3,876 | 1,233 | 911 | 202 |



2006 Population Estimate N/A

Offense Overview

Offense Total 1,540
 Number Cleared 516
 Percent Cleared 33.51 %

Group A Crimes per 100,000 population N/A

Arrest Overview

Total Arrests 1,167
 Adult Arrests 1,120
 Juvenile Arrests 47
 Unknown Age 0

Arrests per 100,000 population N/A

Average number offenses/incident 1.22

Domestic Violence Victims

| Offense | Total | Arrests |
|-------------------------|------------|-----------|
| Murder | 0 | 0 |
| Aggravated Assault | 37 | 25 |
| Simple Assault | 86 | 49 |
| Intimidation | 48 | 8 |
| Stalking | 1 | 0 |
| Forcible Rape | 0 | 0 |
| Forcible Sodomy | 0 | 0 |
| Sexual Assault W/Object | 0 | 0 |
| Forcible Fondling | 3 | 2 |
| Incest | 0 | 0 |
| Statutory Rape | 2 | 2 |
| Kidnaping/Abduction | 10 | 2 |
| Total | 187 | 88 |

TIBRS Group B Arrests

| Offense | Adult | Juvenile |
|-----------------------|------------|-----------|
| Bad Checks | 51 | 0 |
| Curfew/Vagrancy | 0 | 0 |
| Disorderly Conduct | 7 | 3 |
| DUI | 40 | 1 |
| Drunkenness | 29 | 3 |
| Family-Non Violent | 89 | 0 |
| Liquor Law Violations | 6 | 0 |
| Peeping Tom | 0 | 0 |
| Runaway | 0 | 0 |
| Trespass | 17 | 0 |
| All Other Offenses | 502 | 11 |
| Total Group B | 741 | 18 |

| TIBRS Group A Offenses | Offenses | | Arrests | |
|------------------------------------|--------------|------------|------------|-----------|
| | Reported | Cleared | Adult | Juvenile |
| Crimes Against Persons | | | | |
| Murder | 1 | 1 | 2 | 0 |
| Negligent Manslaughter | 0 | 0 | 0 | 0 |
| Kidnaping/Abduction | 12 | 9 | 4 | 0 |
| Forcible Rape | 3 | 0 | 0 | 0 |
| Forcible Sodomy | 0 | 0 | 0 | 0 |
| Sexual Assault W/Object | 0 | 0 | 0 | 0 |
| Forcible Fondling | 12 | 2 | 2 | 0 |
| Incest | 0 | 0 | 0 | 0 |
| Statutory Rape | 3 | 3 | 3 | 0 |
| Aggravated Assault | 123 | 81 | 56 | 2 |
| Simple Assault | 159 | 86 | 64 | 5 |
| Intimidation | 195 | 24 | 22 | 0 |
| Stalking | 9 | 1 | 1 | 0 |
| Crimes Against Property | | | | |
| Arson | 4 | 2 | 1 | 0 |
| Bribery | 0 | 0 | 0 | 0 |
| Burglary | 144 | 17 | 16 | 6 |
| Counterfeiting/Forgery | 39 | 21 | 19 | 0 |
| Destruction/Damage/Vandalism | 197 | 30 | 18 | 10 |
| Embezzlement | 0 | 0 | 0 | 0 |
| Extortion/Blackmail | 0 | 0 | 0 | 0 |
| Fraud - False Pretenses | 36 | 11 | 4 | 0 |
| Fraud - Credit Card/ATM | 2 | 0 | 0 | 0 |
| Fraud - Impersonation | 5 | 0 | 0 | 0 |
| Fraud - Welfare | 4 | 0 | 0 | 0 |
| Fraud - Wire | 0 | 0 | 0 | 0 |
| Motor Vehicle Theft | 42 | 11 | 10 | 0 |
| Robbery | 1 | 0 | 0 | 0 |
| Stolen Property Offenses | 2 | 2 | 2 | 0 |
| Theft - Pocket-picking | 3 | 0 | 0 | 0 |
| Theft - Purse Snatching | 0 | 0 | 0 | 0 |
| Theft - Shoplifting | 5 | 2 | 2 | 0 |
| Theft From Building | 103 | 14 | 15 | 0 |
| Theft From Coin Machine | 5 | 1 | 1 | 0 |
| Theft From Motor Vehicle | 74 | 9 | 7 | 0 |
| Theft of Motor Vehicle Parts | 15 | 1 | 0 | 0 |
| Theft - All Other Larceny | 169 | 19 | 16 | 1 |
| Crimes Against Society | | | | |
| Drug/Narcotic Violations | 109 | 105 | 102 | 3 |
| Drug/Narcotic Equipment Violations | 51 | 51 | 10 | 0 |
| Gambling - Betting/Wagering | 0 | 0 | 0 | 0 |
| Gambling - Operating/Promoting | 0 | 0 | 0 | 0 |
| Gambling - Equipment Violations | 0 | 0 | 0 | 0 |
| Gambling - Sports Tampering | 0 | 0 | 0 | 0 |
| Pornography/Obscene Material | 1 | 1 | 0 | 0 |
| Prostitution | 0 | 0 | 0 | 0 |
| Prostitution Assisting/Promoting | 0 | 0 | 0 | 0 |
| Weapon Law Violations | 12 | 12 | 2 | 2 |
| Total Group A Offenses | 1,540 | 516 | 379 | 29 |



Sequatchie County Sheriff's Department - 2007

| | |
|---------------------------------|---------|
| 2006 Population Estimate | N/A |
| Offense Overview | |
| Offense Total | 296 |
| Number Cleared | 109 |
| Percent Cleared | 36.82 % |

Group A Crimes per 100,000 population N/A

| | |
|------------------------|-----|
| Arrest Overview | |
| Total Arrests | 435 |
| Adult Arrests | 434 |
| Juvenile Arrests | 1 |
| Unknown Age | 0 |

Arrests per 100,000 population N/A

Average number offenses/incident 1.06

| Domestic Violence Victims | | |
|---------------------------|-----------|-----------|
| Offense | Total | Arrests |
| Murder | 0 | 0 |
| Aggravated Assault | 10 | 9 |
| Simple Assault | 27 | 27 |
| Intimidation | 4 | 2 |
| Stalking | 1 | 0 |
| Forcible Rape | 1 | 0 |
| Forcible Sodomy | 0 | 0 |
| Sexual Assault W/Object | 0 | 0 |
| Forcible Fondling | 0 | 0 |
| Incest | 1 | 0 |
| Statutory Rape | 0 | 0 |
| Kidnaping/Abduction | 1 | 1 |
| Total | 45 | 39 |

| TIBRS Group B Arrests | | |
|-----------------------|------------|----------|
| Offense | Adult | Juvenile |
| Bad Checks | 21 | 0 |
| Curfew/Vagrancy | 0 | 0 |
| Disorderly Conduct | 15 | 0 |
| DUI | 53 | 1 |
| Drunkenness | 32 | 0 |
| Family-Non Violent | 1 | 0 |
| Liquor Law Violations | 3 | 0 |
| Peeping Tom | 0 | 0 |
| Runaway | 0 | 0 |
| Trespass | 6 | 0 |
| All Other Offenses | 191 | 0 |
| Total Group B | 322 | 1 |

| TIBRS Group A Offenses | Offenses | | Arrests | |
|------------------------------------|------------|------------|------------|----------|
| | Reported | Cleared | Adult | Juvenile |
| Crimes Against Persons | | | | |
| Murder | 0 | 0 | 0 | 0 |
| Negligent Manslaughter | 0 | 0 | 0 | 0 |
| Kidnaping/Abduction | 1 | 1 | 1 | 0 |
| Forcible Rape | 2 | 0 | 0 | 0 |
| Forcible Sodomy | 0 | 0 | 0 | 0 |
| Sexual Assault W/Object | 0 | 0 | 0 | 0 |
| Forcible Fondling | 0 | 0 | 0 | 0 |
| Incest | 1 | 0 | 0 | 0 |
| Statutory Rape | 2 | 1 | 1 | 0 |
| Aggravated Assault | 29 | 27 | 25 | 0 |
| Simple Assault | 43 | 31 | 32 | 0 |
| Intimidation | 21 | 3 | 3 | 0 |
| Stalking | 2 | 0 | 0 | 0 |
| Crimes Against Property | | | | |
| Arson | 2 | 0 | 0 | 0 |
| Bribery | 0 | 0 | 0 | 0 |
| Burglary | 36 | 5 | 5 | 0 |
| Counterfeiting/Forgery | 7 | 2 | 2 | 0 |
| Destruction/Damage/Vandalism | 51 | 2 | 3 | 0 |
| Embezzlement | 0 | 0 | 0 | 0 |
| Extortion/Blackmail | 0 | 0 | 0 | 0 |
| Fraud - False Pretenses | 0 | 0 | 0 | 0 |
| Fraud - Credit Card/ATM | 4 | 2 | 2 | 0 |
| Fraud - Impersonation | 5 | 1 | 1 | 0 |
| Fraud - Welfare | 0 | 0 | 0 | 0 |
| Fraud - Wire | 0 | 0 | 0 | 0 |
| Motor Vehicle Theft | 11 | 3 | 1 | 0 |
| Robbery | 1 | 0 | 0 | 0 |
| Stolen Property Offenses | 1 | 0 | 0 | 0 |
| Theft - Pocket-picking | 0 | 0 | 0 | 0 |
| Theft - Purse Snatching | 0 | 0 | 0 | 0 |
| Theft - Shoplifting | 0 | 0 | 0 | 0 |
| Theft From Building | 18 | 1 | 1 | 0 |
| Theft From Coin Machine | 0 | 0 | 0 | 0 |
| Theft From Motor Vehicle | 8 | 0 | 0 | 0 |
| Theft of Motor Vehicle Parts | 5 | 0 | 0 | 0 |
| Theft - All Other Larceny | 18 | 2 | 2 | 0 |
| Crimes Against Society | | | | |
| Drug/Narcotic Violations | 22 | 22 | 31 | 0 |
| Drug/Narcotic Equipment Violations | 4 | 4 | 1 | 0 |
| Gambling - Betting/Wagering | 0 | 0 | 0 | 0 |
| Gambling - Operating/Promoting | 0 | 0 | 0 | 0 |
| Gambling - Equipment Violations | 0 | 0 | 0 | 0 |
| Gambling - Sports Tampering | 0 | 0 | 0 | 0 |
| Pornography/Obscene Material | 0 | 0 | 0 | 0 |
| Prostitution | 0 | 0 | 0 | 0 |
| Prostitution Assisting/Promoting | 0 | 0 | 0 | 0 |
| Weapon Law Violations | 2 | 2 | 1 | 0 |
| Total Group A Offenses | 296 | 109 | 112 | 0 |



Sevier County Sheriff's Department - 2007

2006 Population Estimate N/A

Offense Overview

Offense Total 4,310
 Number Cleared 1,844
 Percent Cleared 42.78 %

Group A Crimes per 100,000 population N/A

Arrest Overview

Total Arrests 887
 Adult Arrests 824
 Juvenile Arrests 63
 Unknown Age 0

Arrests per 100,000 population N/A

Average number offenses/incident 1.10

Domestic Violence Victims

| Offense | Total | Arrests |
|-------------------------|------------|------------|
| Murder | 3 | 3 |
| Aggravated Assault | 49 | 25 |
| Simple Assault | 337 | 139 |
| Intimidation | 268 | 14 |
| Stalking | 1 | 0 |
| Forcible Rape | 5 | 3 |
| Forcible Sodomy | 0 | 0 |
| Sexual Assault W/Object | 1 | 1 |
| Forcible Fondling | 9 | 2 |
| Incest | 0 | 0 |
| Statutory Rape | 1 | 1 |
| Kidnaping/Abduction | 2 | 1 |
| Total | 676 | 189 |

TIBRS Group B Arrests

| Offense | Adult | Juvenile |
|-----------------------|------------|-----------|
| Bad Checks | 0 | 0 |
| Curfew/Vagrancy | 0 | 0 |
| Disorderly Conduct | 6 | 1 |
| DUI | 66 | 1 |
| Drunkenness | 37 | 0 |
| Family-Non Violent | 0 | 0 |
| Liquor Law Violations | 6 | 8 |
| Peeping Tom | 0 | 0 |
| Runaway | 0 | 2 |
| Trespass | 5 | 0 |
| All Other Offenses | 87 | 13 |
| Total Group B | 207 | 25 |

| TIBRS Group A Offenses | Offenses | | Arrests | |
|------------------------------------|--------------|--------------|------------|-----------|
| | Reported | Cleared | Adult | Juvenile |
| Crimes Against Persons | | | | |
| Murder | 5 | 4 | 4 | 0 |
| Negligent Manslaughter | 0 | 0 | 0 | 0 |
| Kidnaping/Abduction | 2 | 2 | 1 | 0 |
| Forcible Rape | 12 | 11 | 3 | 1 |
| Forcible Sodomy | 1 | 0 | 0 | 0 |
| Sexual Assault W/Object | 1 | 1 | 0 | 1 |
| Forcible Fondling | 26 | 17 | 5 | 0 |
| Incest | 0 | 0 | 0 | 0 |
| Statutory Rape | 5 | 3 | 3 | 0 |
| Aggravated Assault | 117 | 102 | 49 | 1 |
| Simple Assault | 540 | 505 | 164 | 13 |
| Intimidation | 435 | 418 | 25 | 1 |
| Stalking | 4 | 4 | 0 | 0 |
| Crimes Against Property | | | | |
| Arson | 1 | 1 | 0 | 0 |
| Bribery | 0 | 0 | 0 | 0 |
| Burglary | 1,072 | 128 | 93 | 2 |
| Counterfeiting/Forgery | 23 | 10 | 7 | 0 |
| Destruction/Damage/Vandalism | 751 | 165 | 18 | 2 |
| Embezzlement | 0 | 0 | 0 | 0 |
| Extortion/Blackmail | 0 | 0 | 0 | 0 |
| Fraud - False Pretenses | 43 | 22 | 5 | 0 |
| Fraud - Credit Card/ATM | 9 | 4 | 1 | 0 |
| Fraud - Impersonation | 18 | 13 | 4 | 0 |
| Fraud - Welfare | 0 | 0 | 0 | 0 |
| Fraud - Wire | 0 | 0 | 0 | 0 |
| Motor Vehicle Theft | 135 | 43 | 10 | 0 |
| Robbery | 6 | 2 | 3 | 0 |
| Stolen Property Offenses | 0 | 0 | 0 | 0 |
| Theft - Pocket-picking | 1 | 0 | 0 | 0 |
| Theft - Purse Snatching | 0 | 0 | 0 | 0 |
| Theft - Shoplifting | 9 | 5 | 4 | 0 |
| Theft From Building | 144 | 30 | 9 | 0 |
| Theft From Coin Machine | 5 | 1 | 0 | 0 |
| Theft From Motor Vehicle | 96 | 10 | 6 | 2 |
| Theft of Motor Vehicle Parts | 1 | 0 | 0 | 0 |
| Theft - All Other Larceny | 686 | 183 | 69 | 3 |
| Crimes Against Society | | | | |
| Drug/Narcotic Violations | 128 | 126 | 120 | 8 |
| Drug/Narcotic Equipment Violations | 28 | 28 | 12 | 2 |
| Gambling - Betting/Wagering | 0 | 0 | 0 | 0 |
| Gambling - Operating/Promoting | 0 | 0 | 0 | 0 |
| Gambling - Equipment Violations | 1 | 1 | 1 | 0 |
| Gambling - Sports Tampering | 0 | 0 | 0 | 0 |
| Pornography/Obscene Material | 1 | 1 | 0 | 0 |
| Prostitution | 0 | 0 | 0 | 0 |
| Prostitution Assisting/Promoting | 0 | 0 | 0 | 0 |
| Weapon Law Violations | 4 | 4 | 1 | 2 |
| Total Group A Offenses | 4,310 | 1,844 | 617 | 38 |



Shelby County Sheriff's Department - 2007

| | |
|---------------------------------|------------|
| 2006 Population Estimate | N/A |
| Offense Overview | |
| Offense Total | 9,421 |
| Number Cleared | 2,098 |
| Percent Cleared | 22.27 % |

Group A Crimes per 100,000 population N/A

| | |
|------------------------|-------|
| Arrest Overview | |
| Total Arrests | 2,581 |
| Adult Arrests | 1,719 |
| Juvenile Arrests | 862 |
| Unknown Age | 0 |

Arrests per 100,000 population N/A

Average number offenses/incident 1.13

| Domestic Violence Victims | | |
|---------------------------|--------------|------------|
| Offense | Total | Arrests |
| Murder | 1 | 2 |
| Aggravated Assault | 158 | 72 |
| Simple Assault | 980 | 273 |
| Intimidation | 181 | 0 |
| Stalking | 17 | 2 |
| Forcible Rape | 11 | 2 |
| Forcible Sodomy | 3 | 0 |
| Sexual Assault W/Object | 3 | 0 |
| Forcible Fondling | 11 | 3 |
| Incest | 0 | 0 |
| Statutory Rape | 9 | 0 |
| Kidnaping/Abduction | 8 | 2 |
| Total | 1,382 | 356 |

| TIBRS Group B Arrests | | |
|-----------------------|------------|------------|
| Offense | Adult | Juvenile |
| Bad Checks | 0 | 0 |
| Curfew/Vagrancy | 0 | 71 |
| Disorderly Conduct | 55 | 110 |
| DUI | 257 | 0 |
| Drunkenness | 12 | 6 |
| Family-Non Violent | 1 | 1 |
| Liquor Law Violations | 109 | 10 |
| Peeping Tom | 0 | 0 |
| Runaway | 0 | 24 |
| Trespass | 24 | 16 |
| All Other Offenses | 108 | 44 |
| Total Group B | 566 | 282 |

| TIBRS Group A Offenses | Offenses | | Arrests | |
|------------------------------------|--------------|--------------|--------------|------------|
| | Reported | Cleared | Adult | Juvenile |
| Crimes Against Persons | | | | |
| Murder | 6 | 3 | 3 | 0 |
| Negligent Manslaughter | 0 | 0 | 0 | 0 |
| Kidnaping/Abduction | 21 | 10 | 6 | 0 |
| Forcible Rape | 32 | 9 | 3 | 1 |
| Forcible Sodomy | 16 | 4 | 0 | 0 |
| Sexual Assault W/Object | 9 | 2 | 0 | 0 |
| Forcible Fondling | 46 | 18 | 4 | 11 |
| Incest | 0 | 0 | 0 | 0 |
| Statutory Rape | 13 | 5 | 2 | 0 |
| Aggravated Assault | 373 | 174 | 90 | 36 |
| Simple Assault | 1,806 | 649 | 310 | 218 |
| Intimidation | 668 | 47 | 2 | 0 |
| Stalking | 40 | 4 | 3 | 0 |
| Crimes Against Property | | | | |
| Arson | 22 | 5 | 0 | 7 |
| Bribery | 0 | 0 | 0 | 0 |
| Burglary | 1,127 | 89 | 63 | 41 |
| Counterfeiting/Forgery | 75 | 22 | 35 | 1 |
| Destruction/Damage/Vandalism | 1,069 | 91 | 23 | 47 |
| Embezzlement | 35 | 6 | 7 | 0 |
| Extortion/Blackmail | 3 | 0 | 0 | 0 |
| Fraud - False Pretenses | 52 | 4 | 1 | 1 |
| Fraud - Credit Card/ATM | 6 | 0 | 0 | 2 |
| Fraud - Impersonation | 168 | 7 | 5 | 0 |
| Fraud - Welfare | 0 | 0 | 0 | 0 |
| Fraud - Wire | 2 | 2 | 0 | 0 |
| Motor Vehicle Theft | 280 | 25 | 29 | 4 |
| Robbery | 82 | 14 | 9 | 8 |
| Stolen Property Offenses | 105 | 71 | 35 | 3 |
| Theft - Pocket-picking | 6 | 0 | 3 | 0 |
| Theft - Purse Snatching | 6 | 0 | 0 | 1 |
| Theft - Shoplifting | 141 | 49 | 42 | 13 |
| Theft From Building | 397 | 41 | 18 | 18 |
| Theft From Coin Machine | 2 | 0 | 0 | 0 |
| Theft From Motor Vehicle | 657 | 14 | 2 | 3 |
| Theft of Motor Vehicle Parts | 237 | 10 | 8 | 3 |
| Theft - All Other Larceny | 738 | 36 | 61 | 14 |
| Crimes Against Society | | | | |
| Drug/Narcotic Violations | 835 | 433 | 316 | 115 |
| Drug/Narcotic Equipment Violations | 182 | 124 | 18 | 10 |
| Gambling - Betting/Wagering | 0 | 0 | 0 | 0 |
| Gambling - Operating/Promoting | 0 | 0 | 0 | 0 |
| Gambling - Equipment Violations | 1 | 0 | 0 | 0 |
| Gambling - Sports Tampering | 0 | 0 | 0 | 0 |
| Pornography/Obscene Material | 2 | 0 | 0 | 0 |
| Prostitution | 3 | 0 | 0 | 0 |
| Prostitution Assisting/Promoting | 0 | 0 | 0 | 0 |
| Weapon Law Violations | 158 | 130 | 55 | 23 |
| Total Group A Offenses | 9,421 | 2,098 | 1,153 | 580 |



Smith County Sheriff's Department - 2007

2006 Population Estimate N/A

Offense Overview

Offense Total 160
 Number Cleared 85
 Percent Cleared 53.13 %

Group A Crimes per 100,000 population N/A

Arrest Overview

Total Arrests 244
 Adult Arrests 239
 Juvenile Arrests 5
 Unknown Age 0

Arrests per 100,000 population N/A

Average number offenses/incident 1.13

Domestic Violence Victims

| Offense | Total | Arrests |
|-------------------------|-----------|-----------|
| Murder | 0 | 0 |
| Aggravated Assault | 5 | 3 |
| Simple Assault | 23 | 22 |
| Intimidation | 3 | 3 |
| Stalking | 0 | 0 |
| Forcible Rape | 1 | 0 |
| Forcible Sodomy | 1 | 0 |
| Sexual Assault W/Object | 0 | 0 |
| Forcible Fondling | 0 | 0 |
| Incest | 0 | 0 |
| Statutory Rape | 0 | 0 |
| Kidnaping/Abduction | 0 | 0 |
| Total | 33 | 28 |

TIBRS Group B Arrests

| Offense | Adult | Juvenile |
|-----------------------|------------|----------|
| Bad Checks | 8 | 0 |
| Curfew/Vagrancy | 0 | 0 |
| Disorderly Conduct | 5 | 0 |
| DUI | 11 | 0 |
| Drunkenness | 11 | 1 |
| Family-Non Violent | 13 | 0 |
| Liquor Law Violations | 1 | 0 |
| Peeping Tom | 0 | 0 |
| Runaway | 0 | 0 |
| Trespass | 3 | 0 |
| All Other Offenses | 114 | 0 |
| Total Group B | 166 | 1 |

| TIBRS Group A Offenses | Offenses | | Arrests | |
|------------------------------------|------------|-----------|-----------|----------|
| | Reported | Cleared | Adult | Juvenile |
| Crimes Against Persons | | | | |
| Murder | 1 | 1 | 1 | 0 |
| Negligent Manslaughter | 0 | 0 | 0 | 0 |
| Kidnaping/Abduction | 0 | 0 | 0 | 0 |
| Forcible Rape | 1 | 0 | 0 | 0 |
| Forcible Sodomy | 1 | 1 | 0 | 0 |
| Sexual Assault W/Object | 0 | 0 | 0 | 0 |
| Forcible Fondling | 0 | 0 | 0 | 0 |
| Incest | 0 | 0 | 0 | 0 |
| Statutory Rape | 0 | 0 | 0 | 0 |
| Aggravated Assault | 14 | 14 | 9 | 0 |
| Simple Assault | 30 | 27 | 29 | 0 |
| Intimidation | 10 | 8 | 8 | 0 |
| Stalking | 0 | 0 | 0 | 0 |
| Crimes Against Property | | | | |
| Arson | 1 | 0 | 0 | 0 |
| Bribery | 0 | 0 | 0 | 0 |
| Burglary | 19 | 1 | 1 | 0 |
| Counterfeiting/Forgery | 0 | 0 | 0 | 0 |
| Destruction/Damage/Vandalism | 26 | 8 | 7 | 0 |
| Embezzlement | 0 | 0 | 0 | 0 |
| Extortion/Blackmail | 0 | 0 | 0 | 0 |
| Fraud - False Pretenses | 0 | 0 | 0 | 0 |
| Fraud - Credit Card/ATM | 0 | 0 | 0 | 0 |
| Fraud - Impersonation | 3 | 3 | 3 | 0 |
| Fraud - Welfare | 0 | 0 | 0 | 0 |
| Fraud - Wire | 2 | 0 | 0 | 0 |
| Motor Vehicle Theft | 3 | 2 | 2 | 0 |
| Robbery | 2 | 2 | 3 | 0 |
| Stolen Property Offenses | 0 | 0 | 0 | 0 |
| Theft - Pocket-picking | 0 | 0 | 0 | 0 |
| Theft - Purse Snatching | 0 | 0 | 0 | 0 |
| Theft - Shoplifting | 0 | 0 | 0 | 0 |
| Theft From Building | 4 | 0 | 0 | 0 |
| Theft From Coin Machine | 0 | 0 | 0 | 0 |
| Theft From Motor Vehicle | 2 | 1 | 1 | 0 |
| Theft of Motor Vehicle Parts | 2 | 0 | 0 | 0 |
| Theft - All Other Larceny | 26 | 4 | 2 | 2 |
| Crimes Against Society | | | | |
| Drug/Narcotic Violations | 7 | 7 | 6 | 1 |
| Drug/Narcotic Equipment Violations | 2 | 2 | 0 | 0 |
| Gambling - Betting/Wagering | 0 | 0 | 0 | 0 |
| Gambling - Operating/Promoting | 0 | 0 | 0 | 0 |
| Gambling - Equipment Violations | 0 | 0 | 0 | 0 |
| Gambling - Sports Tampering | 0 | 0 | 0 | 0 |
| Pornography/Obscene Material | 0 | 0 | 0 | 0 |
| Prostitution | 0 | 0 | 0 | 0 |
| Prostitution Assisting/Promoting | 0 | 0 | 0 | 0 |
| Weapon Law Violations | 4 | 4 | 1 | 1 |
| Total Group A Offenses | 160 | 85 | 73 | 4 |



Stewart County Sheriff's Department - 2007

| | |
|---------------------------------|------------|
| 2006 Population Estimate | N/A |
| Offense Overview | |
| Offense Total | 498 |
| Number Cleared | 251 |
| Percent Cleared | 50.40 % |

Group A Crimes per 100,000 population N/A

| | |
|------------------------|-----|
| Arrest Overview | |
| Total Arrests | 809 |
| Adult Arrests | 667 |
| Juvenile Arrests | 142 |
| Unknown Age | 0 |

Arrests per 100,000 population N/A

Average number offenses/incident 1.23

| Domestic Violence Victims | | |
|---------------------------|-----------|-----------|
| Offense | Total | Arrests |
| Murder | 0 | 0 |
| Aggravated Assault | 17 | 15 |
| Simple Assault | 56 | 44 |
| Intimidation | 9 | 6 |
| Stalking | 0 | 0 |
| Forcible Rape | 0 | 0 |
| Forcible Sodomy | 0 | 0 |
| Sexual Assault W/Object | 0 | 0 |
| Forcible Fondling | 0 | 0 |
| Incest | 2 | 2 |
| Statutory Rape | 1 | 1 |
| Kidnaping/Abduction | 2 | 1 |
| Total | 87 | 69 |

| TIBRS Group B Arrests | | |
|-----------------------|------------|-----------|
| Offense | Adult | Juvenile |
| Bad Checks | 42 | 0 |
| Curfew/Vagrancy | 0 | 0 |
| Disorderly Conduct | 4 | 37 |
| DUI | 37 | 0 |
| Drunkenness | 11 | 3 |
| Family-Non Violent | 2 | 0 |
| Liquor Law Violations | 11 | 2 |
| Peeping Tom | 0 | 0 |
| Runaway | 0 | 4 |
| Trespass | 10 | 0 |
| All Other Offenses | 380 | 52 |
| Total Group B | 497 | 98 |

| TIBRS Group A Offenses | Offenses | | Arrests | |
|------------------------------------|------------|------------|------------|-----------|
| | Reported | Cleared | Adult | Juvenile |
| Crimes Against Persons | | | | |
| Murder | 0 | 0 | 0 | 0 |
| Negligent Manslaughter | 0 | 0 | 0 | 0 |
| Kidnaping/Abduction | 2 | 2 | 1 | 0 |
| Forcible Rape | 1 | 1 | 0 | 1 |
| Forcible Sodomy | 0 | 0 | 0 | 0 |
| Sexual Assault W/Object | 0 | 0 | 0 | 0 |
| Forcible Fondling | 1 | 1 | 1 | 0 |
| Incest | 2 | 2 | 2 | 0 |
| Statutory Rape | 4 | 3 | 2 | 0 |
| Aggravated Assault | 36 | 32 | 22 | 0 |
| Simple Assault | 94 | 81 | 68 | 4 |
| Intimidation | 20 | 18 | 16 | 0 |
| Stalking | 2 | 2 | 2 | 0 |
| Crimes Against Property | | | | |
| Arson | 3 | 2 | 2 | 0 |
| Bribery | 0 | 0 | 0 | 0 |
| Burglary | 68 | 7 | 3 | 11 |
| Counterfeiting/Forgery | 3 | 2 | 2 | 0 |
| Destruction/Damage/Vandalism | 101 | 19 | 8 | 5 |
| Embezzlement | 0 | 0 | 0 | 0 |
| Extortion/Blackmail | 0 | 0 | 0 | 0 |
| Fraud - False Pretenses | 5 | 2 | 1 | 0 |
| Fraud - Credit Card/ATM | 3 | 1 | 1 | 1 |
| Fraud - Impersonation | 5 | 2 | 2 | 0 |
| Fraud - Welfare | 0 | 0 | 0 | 0 |
| Fraud - Wire | 0 | 0 | 0 | 0 |
| Motor Vehicle Theft | 16 | 2 | 0 | 0 |
| Robbery | 1 | 0 | 0 | 0 |
| Stolen Property Offenses | 2 | 2 | 1 | 1 |
| Theft - Pocket-picking | 0 | 0 | 0 | 0 |
| Theft - Purse Snatching | 0 | 0 | 0 | 0 |
| Theft - Shoplifting | 1 | 1 | 1 | 0 |
| Theft From Building | 11 | 7 | 2 | 5 |
| Theft From Coin Machine | 3 | 1 | 2 | 0 |
| Theft From Motor Vehicle | 6 | 0 | 0 | 0 |
| Theft of Motor Vehicle Parts | 6 | 1 | 0 | 0 |
| Theft - All Other Larceny | 50 | 8 | 4 | 6 |
| Crimes Against Society | | | | |
| Drug/Narcotic Violations | 25 | 25 | 17 | 6 |
| Drug/Narcotic Equipment Violations | 20 | 20 | 7 | 1 |
| Gambling - Betting/Wagering | 0 | 0 | 0 | 0 |
| Gambling - Operating/Promoting | 0 | 0 | 0 | 0 |
| Gambling - Equipment Violations | 0 | 0 | 0 | 0 |
| Gambling - Sports Tampering | 0 | 0 | 0 | 0 |
| Pornography/Obscene Material | 0 | 0 | 0 | 0 |
| Prostitution | 0 | 0 | 0 | 0 |
| Prostitution Assisting/Promoting | 0 | 0 | 0 | 0 |
| Weapon Law Violations | 7 | 7 | 3 | 3 |
| Total Group A Offenses | 498 | 251 | 170 | 44 |



2006 Population Estimate N/A

Offense Overview

Offense Total 5,246
 Number Cleared 1,906
 Percent Cleared 36.33 %

Group A Crimes per 100,000 population N/A

Arrest Overview

Total Arrests 4,211
 Adult Arrests 3,925
 Juvenile Arrests 286
 Unknown Age 0

Arrests per 100,000 population N/A

Average number offenses/incident 1.16

Domestic Violence Victims

| Offense | Total | Arrests |
|-------------------------|--------------|------------|
| Murder | 1 | 0 |
| Aggravated Assault | 122 | 68 |
| Simple Assault | 759 | 283 |
| Intimidation | 102 | 22 |
| Stalking | 5 | 2 |
| Forcible Rape | 11 | 2 |
| Forcible Sodomy | 7 | 0 |
| Sexual Assault W/Object | 4 | 3 |
| Forcible Fondling | 44 | 2 |
| Incest | 1 | 0 |
| Statutory Rape | 3 | 0 |
| Kidnaping/Abduction | 18 | 4 |
| Total | 1,077 | 386 |

TIBRS Group B Arrests

| Offense | Adult | Juvenile |
|-----------------------|--------------|------------|
| Bad Checks | 3 | 0 |
| Curfew/Vagrancy | 0 | 0 |
| Disorderly Conduct | 26 | 5 |
| DUI | 286 | 0 |
| Drunkenness | 78 | 1 |
| Family-Non Violent | 1 | 0 |
| Liquor Law Violations | 19 | 5 |
| Peeping Tom | 0 | 0 |
| Runaway | 0 | 74 |
| Trespass | 3 | 1 |
| All Other Offenses | 2,628 | 24 |
| Total Group B | 3,044 | 110 |

| TIBRS Group A Offenses | Offenses | | Arrests | |
|------------------------------------|--------------|--------------|------------|------------|
| | Reported | Cleared | Adult | Juvenile |
| Crimes Against Persons | | | | |
| Murder | 2 | 1 | 1 | 0 |
| Negligent Manslaughter | 0 | 0 | 0 | 0 |
| Kidnaping/Abduction | 24 | 17 | 4 | 0 |
| Forcible Rape | 32 | 14 | 3 | 1 |
| Forcible Sodomy | 11 | 6 | 0 | 1 |
| Sexual Assault W/Object | 10 | 10 | 2 | 4 |
| Forcible Fondling | 82 | 35 | 4 | 2 |
| Incest | 1 | 0 | 0 | 0 |
| Statutory Rape | 7 | 1 | 0 | 0 |
| Aggravated Assault | 274 | 177 | 99 | 11 |
| Simple Assault | 1,046 | 616 | 297 | 48 |
| Intimidation | 371 | 135 | 41 | 9 |
| Stalking | 14 | 5 | 3 | 0 |
| Crimes Against Property | | | | |
| Arson | 28 | 3 | 2 | 0 |
| Bribery | 0 | 0 | 0 | 0 |
| Burglary | 633 | 106 | 61 | 23 |
| Counterfeiting/Forgery | 79 | 48 | 34 | 0 |
| Destruction/Damage/Vandalism | 590 | 81 | 26 | 12 |
| Embezzlement | 13 | 6 | 1 | 0 |
| Extortion/Blackmail | 1 | 0 | 0 | 0 |
| Fraud - False Pretenses | 90 | 21 | 8 | 1 |
| Fraud - Credit Card/ATM | 45 | 10 | 8 | 0 |
| Fraud - Impersonation | 61 | 11 | 6 | 0 |
| Fraud - Welfare | 0 | 0 | 0 | 0 |
| Fraud - Wire | 7 | 0 | 0 | 0 |
| Motor Vehicle Theft | 189 | 50 | 19 | 3 |
| Robbery | 19 | 12 | 9 | 0 |
| Stolen Property Offenses | 7 | 5 | 3 | 0 |
| Theft - Pocket-picking | 0 | 0 | 0 | 0 |
| Theft - Purse Snatching | 0 | 0 | 0 | 0 |
| Theft - Shoplifting | 22 | 5 | 3 | 0 |
| Theft From Building | 358 | 78 | 20 | 0 |
| Theft From Coin Machine | 3 | 0 | 0 | 0 |
| Theft From Motor Vehicle | 245 | 12 | 4 | 1 |
| Theft of Motor Vehicle Parts | 152 | 14 | 10 | 2 |
| Theft - All Other Larceny | 422 | 41 | 17 | 4 |
| Crimes Against Society | | | | |
| Drug/Narcotic Violations | 204 | 200 | 152 | 40 |
| Drug/Narcotic Equipment Violations | 172 | 166 | 35 | 9 |
| Gambling - Betting/Wagering | 0 | 0 | 0 | 0 |
| Gambling - Operating/Promoting | 0 | 0 | 0 | 0 |
| Gambling - Equipment Violations | 0 | 0 | 0 | 0 |
| Gambling - Sports Tampering | 0 | 0 | 0 | 0 |
| Pornography/Obscene Material | 8 | 0 | 0 | 0 |
| Prostitution | 4 | 1 | 1 | 0 |
| Prostitution Assisting/Promoting | 0 | 0 | 0 | 0 |
| Weapon Law Violations | 20 | 19 | 8 | 5 |
| Total Group A Offenses | 5,246 | 1,906 | 881 | 176 |



| | |
|---------------------------------------|------------|
| 2006 Population Estimate | N/A |
| Offense Overview | |
| Offense Total | 2,629 |
| Number Cleared | 1,019 |
| Percent Cleared | 38.76 % |
| Group A Crimes per 100,000 population | N/A |
| Arrest Overview | |
| Total Arrests | 4,924 |
| Adult Arrests | 4,658 |
| Juvenile Arrests | 266 |
| Unknown Age | 0 |
| Arrests per 100,000 population | N/A |
| Average number offenses/incident | 1.16 |

| Domestic Violence Victims | | |
|----------------------------------|------------|------------|
| Offense | Total | Arrests |
| Murder | 0 | 0 |
| Aggravated Assault | 52 | 36 |
| Simple Assault | 265 | 152 |
| Intimidation | 128 | 32 |
| Stalking | 3 | 3 |
| Forcible Rape | 23 | 20 |
| Forcible Sodomy | 1 | 1 |
| Sexual Assault W/Object | 1 | 1 |
| Forcible Fondling | 12 | 6 |
| Incest | 1 | 0 |
| Statutory Rape | 5 | 1 |
| Kidnaping/Abduction | 3 | 1 |
| Total | 494 | 253 |

| TIBRS Group B Arrests | | |
|------------------------------|--------------|------------|
| Offense | Adult | Juvenile |
| Bad Checks | 519 | 0 |
| Curfew/Vagrancy | 0 | 1 |
| Disorderly Conduct | 7 | 9 |
| DUI | 353 | 2 |
| Drunkenness | 106 | 5 |
| Family-Non Violent | 0 | 0 |
| Liquor Law Violations | 26 | 11 |
| Peeping Tom | 0 | 0 |
| Runaway | 0 | 28 |
| Trespass | 12 | 5 |
| All Other Offenses | 2,898 | 62 |
| Total Group B | 3,921 | 123 |

| TIBRS Group A Offenses | Offenses | | Arrests | |
|------------------------------------|-----------------|--------------|----------------|------------|
| | Reported | Cleared | Adult | Juvenile |
| Crimes Against Persons | | | | |
| Murder | 0 | 0 | 0 | 0 |
| Negligent Manslaughter | 0 | 0 | 0 | 0 |
| Kidnaping/Abduction | 5 | 1 | 1 | 0 |
| Forcible Rape | 32 | 27 | 21 | 0 |
| Forcible Sodomy | 5 | 2 | 1 | 0 |
| Sexual Assault W/Object | 1 | 1 | 1 | 0 |
| Forcible Fondling | 16 | 8 | 6 | 2 |
| Incest | 1 | 0 | 0 | 0 |
| Statutory Rape | 11 | 4 | 6 | 0 |
| Aggravated Assault | 125 | 88 | 60 | 7 |
| Simple Assault | 470 | 250 | 178 | 50 |
| Intimidation | 326 | 51 | 31 | 0 |
| Stalking | 6 | 4 | 2 | 0 |
| Crimes Against Property | | | | |
| Arson | 8 | 0 | 0 | 0 |
| Bribery | 0 | 0 | 0 | 0 |
| Burglary | 222 | 37 | 38 | 1 |
| Counterfeiting/Forgery | 45 | 28 | 26 | 0 |
| Destruction/Damage/Vandalism | 309 | 48 | 25 | 5 |
| Embezzlement | 0 | 0 | 0 | 0 |
| Extortion/Blackmail | 1 | 1 | 1 | 0 |
| Fraud - False Pretenses | 93 | 59 | 57 | 1 |
| Fraud - Credit Card/ATM | 36 | 3 | 1 | 0 |
| Fraud - Impersonation | 32 | 9 | 10 | 0 |
| Fraud - Welfare | 0 | 0 | 0 | 0 |
| Fraud - Wire | 2 | 0 | 0 | 0 |
| Motor Vehicle Theft | 47 | 12 | 14 | 3 |
| Robbery | 3 | 0 | 0 | 0 |
| Stolen Property Offenses | 19 | 7 | 3 | 0 |
| Theft - Pocket-picking | 2 | 0 | 0 | 0 |
| Theft - Purse Snatching | 3 | 1 | 1 | 0 |
| Theft - Shoplifting | 2 | 1 | 1 | 0 |
| Theft From Building | 87 | 18 | 11 | 8 |
| Theft From Coin Machine | 1 | 0 | 0 | 0 |
| Theft From Motor Vehicle | 56 | 4 | 3 | 0 |
| Theft of Motor Vehicle Parts | 56 | 6 | 7 | 0 |
| Theft - All Other Larceny | 275 | 43 | 39 | 11 |
| Crimes Against Society | | | | |
| Drug/Narcotic Violations | 201 | 187 | 162 | 44 |
| Drug/Narcotic Equipment Violations | 112 | 104 | 23 | 6 |
| Gambling - Betting/Wagering | 0 | 0 | 0 | 0 |
| Gambling - Operating/Promoting | 0 | 0 | 0 | 0 |
| Gambling - Equipment Violations | 0 | 0 | 0 | 0 |
| Gambling - Sports Tampering | 0 | 0 | 0 | 0 |
| Pornography/Obscene Material | 3 | 0 | 0 | 0 |
| Prostitution | 0 | 0 | 0 | 0 |
| Prostitution Assisting/Promoting | 0 | 0 | 0 | 0 |
| Weapon Law Violations | 16 | 15 | 8 | 5 |
| Total Group A Offenses | 2,629 | 1,019 | 737 | 143 |



Tipton County Sheriff's Department - 2007

2006 Population Estimate N/A

Offense Overview

Offense Total 2,398
 Number Cleared 688
 Percent Cleared 28.69 %

Group A Crimes per 100,000 population N/A

Arrest Overview

Total Arrests 1,603
 Adult Arrests 1,470
 Juvenile Arrests 133
 Unknown Age 0

Arrests per 100,000 population N/A

Average number offenses/incident 1.17

Domestic Violence Victims

| Offense | Total | Arrests |
|-------------------------|------------|------------|
| Murder | 0 | 0 |
| Aggravated Assault | 106 | 75 |
| Simple Assault | 290 | 196 |
| Intimidation | 83 | 7 |
| Stalking | 2 | 1 |
| Forcible Rape | 2 | 1 |
| Forcible Sodomy | 0 | 0 |
| Sexual Assault W/Object | 0 | 0 |
| Forcible Fondling | 8 | 2 |
| Incest | 1 | 0 |
| Statutory Rape | 3 | 1 |
| Kidnaping/Abduction | 0 | 0 |
| Total | 495 | 283 |

TIBRS Group B Arrests

| Offense | Adult | Juvenile |
|-----------------------|------------|-----------|
| Bad Checks | 140 | 0 |
| Curfew/Vagrancy | 5 | 0 |
| Disorderly Conduct | 13 | 2 |
| DUI | 86 | 3 |
| Drunkenness | 47 | 7 |
| Family-Non Violent | 12 | 1 |
| Liquor Law Violations | 29 | 29 |
| Peeping Tom | 0 | 0 |
| Runaway | 0 | 1 |
| Trespass | 7 | 0 |
| All Other Offenses | 615 | 8 |
| Total Group B | 954 | 51 |

| TIBRS Group A Offenses | Offenses | | Arrests | |
|------------------------------------|--------------|------------|------------|-----------|
| | Reported | Cleared | Adult | Juvenile |
| Crimes Against Persons | | | | |
| Murder | 2 | 2 | 2 | 1 |
| Negligent Manslaughter | 0 | 0 | 0 | 0 |
| Kidnaping/Abduction | 0 | 0 | 0 | 0 |
| Forcible Rape | 8 | 2 | 1 | 1 |
| Forcible Sodomy | 0 | 0 | 0 | 0 |
| Sexual Assault W/Object | 0 | 0 | 0 | 0 |
| Forcible Fondling | 14 | 2 | 2 | 0 |
| Incest | 1 | 0 | 0 | 0 |
| Statutory Rape | 8 | 1 | 1 | 0 |
| Aggravated Assault | 202 | 141 | 101 | 18 |
| Simple Assault | 484 | 257 | 200 | 27 |
| Intimidation | 342 | 17 | 9 | 2 |
| Stalking | 4 | 1 | 1 | 0 |
| Crimes Against Property | | | | |
| Arson | 5 | 0 | 0 | 0 |
| Bribery | 1 | 1 | 1 | 0 |
| Burglary | 219 | 19 | 17 | 4 |
| Counterfeiting/Forgery | 5 | 0 | 0 | 0 |
| Destruction/Damage/Vandalism | 363 | 30 | 6 | 2 |
| Embezzlement | 0 | 0 | 0 | 0 |
| Extortion/Blackmail | 1 | 0 | 0 | 0 |
| Fraud - False Pretenses | 49 | 2 | 6 | 1 |
| Fraud - Credit Card/ATM | 9 | 0 | 0 | 0 |
| Fraud - Impersonation | 22 | 8 | 6 | 0 |
| Fraud - Welfare | 0 | 0 | 0 | 0 |
| Fraud - Wire | 1 | 0 | 0 | 0 |
| Motor Vehicle Theft | 102 | 7 | 5 | 4 |
| Robbery | 10 | 3 | 1 | 0 |
| Stolen Property Offenses | 1 | 1 | 1 | 0 |
| Theft - Pocket-picking | 1 | 0 | 0 | 0 |
| Theft - Purse Snatching | 0 | 0 | 0 | 0 |
| Theft - Shoplifting | 6 | 2 | 0 | 0 |
| Theft From Building | 83 | 5 | 1 | 0 |
| Theft From Coin Machine | 1 | 0 | 0 | 0 |
| Theft From Motor Vehicle | 64 | 5 | 4 | 1 |
| Theft of Motor Vehicle Parts | 65 | 3 | 2 | 1 |
| Theft - All Other Larceny | 143 | 5 | 3 | 1 |
| Crimes Against Society | | | | |
| Drug/Narcotic Violations | 118 | 114 | 112 | 18 |
| Drug/Narcotic Equipment Violations | 54 | 51 | 22 | 1 |
| Gambling - Betting/Wagering | 1 | 1 | 6 | 0 |
| Gambling - Operating/Promoting | 0 | 0 | 0 | 0 |
| Gambling - Equipment Violations | 1 | 1 | 1 | 0 |
| Gambling - Sports Tampering | 0 | 0 | 0 | 0 |
| Pornography/Obscene Material | 1 | 0 | 0 | 0 |
| Prostitution | 1 | 1 | 0 | 0 |
| Prostitution Assisting/Promoting | 0 | 0 | 0 | 0 |
| Weapon Law Violations | 6 | 6 | 5 | 0 |
| Total Group A Offenses | 2,398 | 688 | 516 | 82 |



| | |
|---------------------------------|------------|
| 2006 Population Estimate | N/A |
| Offense Overview | |
| Offense Total | 521 |
| Number Cleared | 381 |
| Percent Cleared | 73.13 % |

Group A Crimes per 100,000 population N/A

| | |
|------------------------|-----|
| Arrest Overview | |
| Total Arrests | 655 |
| Adult Arrests | 637 |
| Juvenile Arrests | 18 |
| Unknown Age | 0 |

Arrests per 100,000 population N/A
 Average number offenses/incident 1.19

| Domestic Violence Victims | | |
|----------------------------------|-----------|-----------|
| Offense | Total | Arrests |
| Murder | 0 | 0 |
| Aggravated Assault | 17 | 12 |
| Simple Assault | 50 | 37 |
| Intimidation | 6 | 0 |
| Stalking | 2 | 1 |
| Forcible Rape | 0 | 0 |
| Forcible Sodomy | 0 | 0 |
| Sexual Assault W/Object | 0 | 0 |
| Forcible Fondling | 1 | 0 |
| Incest | 1 | 0 |
| Statutory Rape | 0 | 0 |
| Kidnaping/Abduction | 0 | 0 |
| Total | 77 | 50 |

| TIBRS Group B Arrests | | |
|------------------------------|------------|-----------|
| Offense | Adult | Juvenile |
| Bad Checks | 1 | 0 |
| Curfew/Vagrancy | 0 | 0 |
| Disorderly Conduct | 14 | 1 |
| DUI | 83 | 1 |
| Drunkenness | 81 | 0 |
| Family-Non Violent | 7 | 2 |
| Liquor Law Violations | 5 | 2 |
| Peeping Tom | 0 | 0 |
| Runaway | 0 | 0 |
| Trespass | 7 | 0 |
| All Other Offenses | 99 | 5 |
| Total Group B | 297 | 11 |

| TIBRS Group A Offenses | Offenses | | Arrests | |
|------------------------------------|------------|------------|------------|----------|
| | Reported | Cleared | Adult | Juvenile |
| Crimes Against Persons | | | | |
| Murder | 0 | 0 | 0 | 0 |
| Negligent Manslaughter | 0 | 0 | 0 | 0 |
| Kidnaping/Abduction | 0 | 0 | 0 | 0 |
| Forcible Rape | 0 | 0 | 0 | 0 |
| Forcible Sodomy | 0 | 0 | 0 | 0 |
| Sexual Assault W/Object | 0 | 0 | 0 | 0 |
| Forcible Fondling | 4 | 2 | 2 | 0 |
| Incest | 1 | 0 | 0 | 0 |
| Statutory Rape | 1 | 1 | 2 | 0 |
| Aggravated Assault | 32 | 24 | 23 | 0 |
| Simple Assault | 69 | 50 | 48 | 2 |
| Intimidation | 18 | 3 | 1 | 0 |
| Stalking | 3 | 2 | 2 | 0 |
| Crimes Against Property | | | | |
| Arson | 0 | 0 | 0 | 0 |
| Bribery | 0 | 0 | 0 | 0 |
| Burglary | 15 | 7 | 5 | 1 |
| Counterfeiting/Forgery | 3 | 2 | 4 | 0 |
| Destruction/Damage/Vandalism | 35 | 6 | 3 | 0 |
| Embezzlement | 0 | 0 | 0 | 0 |
| Extortion/Blackmail | 0 | 0 | 0 | 0 |
| Fraud - False Pretenses | 9 | 9 | 8 | 0 |
| Fraud - Credit Card/ATM | 2 | 1 | 0 | 0 |
| Fraud - Impersonation | 0 | 0 | 0 | 0 |
| Fraud - Welfare | 0 | 0 | 0 | 0 |
| Fraud - Wire | 0 | 0 | 0 | 0 |
| Motor Vehicle Theft | 7 | 5 | 4 | 1 |
| Robbery | 0 | 0 | 0 | 0 |
| Stolen Property Offenses | 2 | 2 | 4 | 0 |
| Theft - Pocket-picking | 1 | 0 | 0 | 0 |
| Theft - Purse Snatching | 2 | 1 | 0 | 0 |
| Theft - Shoplifting | 8 | 5 | 5 | 0 |
| Theft From Building | 25 | 17 | 10 | 0 |
| Theft From Coin Machine | 1 | 0 | 0 | 0 |
| Theft From Motor Vehicle | 13 | 3 | 3 | 0 |
| Theft of Motor Vehicle Parts | 5 | 3 | 4 | 0 |
| Theft - All Other Larceny | 31 | 9 | 10 | 0 |
| Crimes Against Society | | | | |
| Drug/Narcotic Violations | 162 | 160 | 189 | 2 |
| Drug/Narcotic Equipment Violations | 58 | 57 | 8 | 1 |
| Gambling - Betting/Wagering | 0 | 0 | 0 | 0 |
| Gambling - Operating/Promoting | 0 | 0 | 0 | 0 |
| Gambling - Equipment Violations | 0 | 0 | 0 | 0 |
| Gambling - Sports Tampering | 0 | 0 | 0 | 0 |
| Pornography/Obscene Material | 0 | 0 | 0 | 0 |
| Prostitution | 0 | 0 | 0 | 0 |
| Prostitution Assisting/Promoting | 0 | 0 | 0 | 0 |
| Weapon Law Violations | 14 | 12 | 5 | 0 |
| Total Group A Offenses | 521 | 381 | 340 | 7 |



Union County Sheriff's Department - 2007

2006 Population Estimate N/A

Offense Overview

Offense Total 667
 Number Cleared 214
 Percent Cleared 32.08 %

Group A Crimes per 100,000 population N/A

Arrest Overview

Total Arrests 659
 Adult Arrests 646
 Juvenile Arrests 13
 Unknown Age 0

Arrests per 100,000 population N/A

Average number offenses/incident 1.07

Domestic Violence Victims

| Offense | Total | Arrests |
|-------------------------|-----------|-----------|
| Murder | 0 | 0 |
| Aggravated Assault | 10 | 9 |
| Simple Assault | 69 | 63 |
| Intimidation | 13 | 6 |
| Stalking | 0 | 0 |
| Forcible Rape | 0 | 0 |
| Forcible Sodomy | 0 | 0 |
| Sexual Assault W/Object | 0 | 0 |
| Forcible Fondling | 0 | 0 |
| Incest | 0 | 0 |
| Statutory Rape | 0 | 0 |
| Kidnaping/Abduction | 0 | 0 |
| Total | 92 | 78 |

TIBRS Group B Arrests

| Offense | Adult | Juvenile |
|-----------------------|------------|----------|
| Bad Checks | 34 | 0 |
| Curfew/Vagrancy | 0 | 0 |
| Disorderly Conduct | 3 | 1 |
| DUI | 50 | 0 |
| Drunkenness | 57 | 1 |
| Family-Non Violent | 41 | 0 |
| Liquor Law Violations | 6 | 0 |
| Peeping Tom | 0 | 0 |
| Runaway | 0 | 1 |
| Trespass | 4 | 0 |
| All Other Offenses | 242 | 0 |
| Total Group B | 437 | 3 |

| TIBRS Group A Offenses | Offenses | | Arrests | |
|------------------------------------|------------|------------|------------|-----------|
| | Reported | Cleared | Adult | Juvenile |
| Crimes Against Persons | | | | |
| Murder | 0 | 0 | 0 | 0 |
| Negligent Manslaughter | 0 | 0 | 0 | 0 |
| Kidnaping/Abduction | 0 | 0 | 0 | 0 |
| Forcible Rape | 1 | 0 | 0 | 0 |
| Forcible Sodomy | 0 | 0 | 0 | 0 |
| Sexual Assault W/Object | 0 | 0 | 0 | 0 |
| Forcible Fondling | 0 | 0 | 0 | 0 |
| Incest | 0 | 0 | 0 | 0 |
| Statutory Rape | 0 | 0 | 0 | 0 |
| Aggravated Assault | 28 | 13 | 15 | 0 |
| Simple Assault | 91 | 71 | 64 | 5 |
| Intimidation | 21 | 7 | 7 | 0 |
| Stalking | 1 | 0 | 0 | 0 |
| Crimes Against Property | | | | |
| Arson | 1 | 0 | 0 | 0 |
| Bribery | 0 | 0 | 0 | 0 |
| Burglary | 169 | 17 | 25 | 0 |
| Counterfeiting/Forgery | 2 | 2 | 2 | 0 |
| Destruction/Damage/Vandalism | 52 | 9 | 3 | 1 |
| Embezzlement | 2 | 0 | 0 | 0 |
| Extortion/Blackmail | 0 | 0 | 0 | 0 |
| Fraud - False Pretenses | 8 | 2 | 0 | 0 |
| Fraud - Credit Card/ATM | 0 | 0 | 0 | 0 |
| Fraud - Impersonation | 2 | 1 | 1 | 0 |
| Fraud - Welfare | 0 | 0 | 0 | 0 |
| Fraud - Wire | 0 | 0 | 0 | 0 |
| Motor Vehicle Theft | 45 | 5 | 4 | 0 |
| Robbery | 5 | 1 | 2 | 0 |
| Stolen Property Offenses | 5 | 5 | 6 | 0 |
| Theft - Pocket-picking | 0 | 0 | 0 | 0 |
| Theft - Purse Snatching | 0 | 0 | 0 | 0 |
| Theft - Shoplifting | 3 | 1 | 1 | 0 |
| Theft From Building | 62 | 9 | 9 | 0 |
| Theft From Coin Machine | 2 | 0 | 0 | 0 |
| Theft From Motor Vehicle | 18 | 4 | 7 | 0 |
| Theft of Motor Vehicle Parts | 25 | 2 | 2 | 0 |
| Theft - All Other Larceny | 65 | 7 | 7 | 0 |
| Crimes Against Society | | | | |
| Drug/Narcotic Violations | 43 | 42 | 42 | 4 |
| Drug/Narcotic Equipment Violations | 11 | 11 | 7 | 0 |
| Gambling - Betting/Wagering | 0 | 0 | 0 | 0 |
| Gambling - Operating/Promoting | 0 | 0 | 0 | 0 |
| Gambling - Equipment Violations | 0 | 0 | 0 | 0 |
| Gambling - Sports Tampering | 0 | 0 | 0 | 0 |
| Pornography/Obscene Material | 1 | 1 | 2 | 0 |
| Prostitution | 0 | 0 | 0 | 0 |
| Prostitution Assisting/Promoting | 0 | 0 | 0 | 0 |
| Weapon Law Violations | 4 | 4 | 3 | 0 |
| Total Group A Offenses | 667 | 214 | 209 | 10 |



2006 Population Estimate N/A

Offense Overview

Offense Total 87
 Number Cleared 33
 Percent Cleared 37.93 %

Group A Crimes per 100,000 population N/A

Arrest Overview

Total Arrests 92
 Adult Arrests 90
 Juvenile Arrests 2
 Unknown Age 0

Arrests per 100,000 population N/A

Average number offenses/incident 1.06

Domestic Violence Victims

| Offense | Total | Arrests |
|-------------------------|----------|----------|
| Murder | 1 | 1 |
| Aggravated Assault | 0 | 0 |
| Simple Assault | 4 | 4 |
| Intimidation | 0 | 0 |
| Stalking | 0 | 0 |
| Forcible Rape | 0 | 0 |
| Forcible Sodomy | 0 | 0 |
| Sexual Assault W/Object | 0 | 0 |
| Forcible Fondling | 0 | 0 |
| Incest | 0 | 0 |
| Statutory Rape | 0 | 0 |
| Kidnaping/Abduction | 0 | 0 |
| Total | 5 | 5 |

TIBRS Group B Arrests

| Offense | Adult | Juvenile |
|-----------------------|-----------|----------|
| Bad Checks | 0 | 0 |
| Curfew/Vagrancy | 0 | 0 |
| Disorderly Conduct | 0 | 0 |
| DUI | 6 | 1 |
| Drunkenness | 5 | 0 |
| Family-Non Violent | 0 | 0 |
| Liquor Law Violations | 0 | 0 |
| Peeping Tom | 0 | 0 |
| Runaway | 0 | 0 |
| Trespass | 0 | 0 |
| All Other Offenses | 50 | 0 |
| Total Group B | 61 | 1 |

| TIBRS Group A Offenses | Offenses | | Arrests | |
|------------------------------------|-----------|-----------|-----------|----------|
| | Reported | Cleared | Adult | Juvenile |
| Crimes Against Persons | | | | |
| Murder | 1 | 1 | 1 | 0 |
| Negligent Manslaughter | 0 | 0 | 0 | 0 |
| Kidnaping/Abduction | 0 | 0 | 0 | 0 |
| Forcible Rape | 0 | 0 | 0 | 0 |
| Forcible Sodomy | 0 | 0 | 0 | 0 |
| Sexual Assault W/Object | 0 | 0 | 0 | 0 |
| Forcible Fondling | 0 | 0 | 0 | 0 |
| Incest | 0 | 0 | 0 | 0 |
| Statutory Rape | 0 | 0 | 0 | 0 |
| Aggravated Assault | 2 | 2 | 1 | 0 |
| Simple Assault | 5 | 4 | 4 | 0 |
| Intimidation | 2 | 2 | 3 | 0 |
| Stalking | 1 | 1 | 1 | 0 |
| Crimes Against Property | | | | |
| Arson | 1 | 0 | 0 | 0 |
| Bribery | 0 | 0 | 0 | 0 |
| Burglary | 5 | 1 | 0 | 0 |
| Counterfeiting/Forgery | 1 | 1 | 1 | 0 |
| Destruction/Damage/Vandalism | 15 | 3 | 2 | 0 |
| Embezzlement | 1 | 1 | 1 | 0 |
| Extortion/Blackmail | 0 | 0 | 0 | 0 |
| Fraud - False Pretenses | 0 | 0 | 0 | 0 |
| Fraud - Credit Card/ATM | 0 | 0 | 0 | 0 |
| Fraud - Impersonation | 0 | 0 | 0 | 0 |
| Fraud - Welfare | 0 | 0 | 0 | 0 |
| Fraud - Wire | 0 | 0 | 0 | 0 |
| Motor Vehicle Theft | 7 | 0 | 0 | 0 |
| Robbery | 0 | 0 | 0 | 0 |
| Stolen Property Offenses | 0 | 0 | 0 | 0 |
| Theft - Pocket-picking | 0 | 0 | 0 | 0 |
| Theft - Purse Snatching | 0 | 0 | 0 | 0 |
| Theft - Shoplifting | 0 | 0 | 0 | 0 |
| Theft From Building | 14 | 1 | 1 | 0 |
| Theft From Coin Machine | 0 | 0 | 0 | 0 |
| Theft From Motor Vehicle | 1 | 0 | 0 | 0 |
| Theft of Motor Vehicle Parts | 2 | 0 | 0 | 0 |
| Theft - All Other Larceny | 16 | 3 | 3 | 0 |
| Crimes Against Society | | | | |
| Drug/Narcotic Violations | 10 | 10 | 8 | 1 |
| Drug/Narcotic Equipment Violations | 2 | 2 | 2 | 0 |
| Gambling - Betting/Wagering | 0 | 0 | 0 | 0 |
| Gambling - Operating/Promoting | 0 | 0 | 0 | 0 |
| Gambling - Equipment Violations | 0 | 0 | 0 | 0 |
| Gambling - Sports Tampering | 0 | 0 | 0 | 0 |
| Pornography/Obscene Material | 0 | 0 | 0 | 0 |
| Prostitution | 0 | 0 | 0 | 0 |
| Prostitution Assisting/Promoting | 0 | 0 | 0 | 0 |
| Weapon Law Violations | 1 | 1 | 1 | 0 |
| Total Group A Offenses | 87 | 33 | 29 | 1 |



2006 Population Estimate N/A

Offense Overview

Offense Total 846
 Number Cleared 404
 Percent Cleared 47.75 %

Group A Crimes per 100,000 population N/A

Arrest Overview

Total Arrests 1,534
 Adult Arrests 1,374
 Juvenile Arrests 160
 Unknown Age 0

Arrests per 100,000 population N/A

Average number offenses/incident 1.07

Domestic Violence Victims

| Offense | Total | Arrests |
|-------------------------|-----------|-----------|
| Murder | 0 | 0 |
| Aggravated Assault | 17 | 10 |
| Simple Assault | 80 | 70 |
| Intimidation | 1 | 1 |
| Stalking | 0 | 0 |
| Forcible Rape | 0 | 0 |
| Forcible Sodomy | 0 | 0 |
| Sexual Assault W/Object | 0 | 0 |
| Forcible Fondling | 0 | 0 |
| Incest | 0 | 0 |
| Statutory Rape | 0 | 0 |
| Kidnaping/Abduction | 0 | 0 |
| Total | 98 | 81 |

TIBRS Group B Arrests

| Offense | Adult | Juvenile |
|-----------------------|--------------|-----------|
| Bad Checks | 24 | 0 |
| Curfew/Vagrancy | 1 | 0 |
| Disorderly Conduct | 8 | 5 |
| DUI | 61 | 0 |
| Drunkenness | 42 | 3 |
| Family-Non Violent | 39 | 0 |
| Liquor Law Violations | 8 | 4 |
| Peeping Tom | 0 | 0 |
| Runaway | 0 | 10 |
| Trespass | 10 | 5 |
| All Other Offenses | 857 | 63 |
| Total Group B | 1,050 | 90 |

| TIBRS Group A Offenses | Offenses | | Arrests | |
|------------------------------------|------------|------------|------------|-----------|
| | Reported | Cleared | Adult | Juvenile |
| Crimes Against Persons | | | | |
| Murder | 0 | 0 | 0 | 0 |
| Negligent Manslaughter | 0 | 0 | 0 | 0 |
| Kidnaping/Abduction | 0 | 0 | 0 | 0 |
| Forcible Rape | 1 | 1 | 1 | 0 |
| Forcible Sodomy | 4 | 4 | 0 | 2 |
| Sexual Assault W/Object | 0 | 0 | 0 | 0 |
| Forcible Fondling | 1 | 0 | 0 | 0 |
| Incest | 0 | 0 | 0 | 0 |
| Statutory Rape | 0 | 0 | 0 | 0 |
| Aggravated Assault | 41 | 36 | 32 | 2 |
| Simple Assault | 120 | 106 | 80 | 32 |
| Intimidation | 4 | 4 | 2 | 1 |
| Stalking | 3 | 3 | 2 | 0 |
| Crimes Against Property | | | | |
| Arson | 4 | 1 | 0 | 0 |
| Bribery | 1 | 0 | 0 | 0 |
| Burglary | 132 | 24 | 32 | 3 |
| Counterfeiting/Forgery | 5 | 1 | 5 | 0 |
| Destruction/Damage/Vandalism | 66 | 9 | 6 | 4 |
| Embezzlement | 1 | 0 | 0 | 0 |
| Extortion/Blackmail | 1 | 0 | 0 | 0 |
| Fraud - False Pretenses | 9 | 7 | 5 | 0 |
| Fraud - Credit Card/ATM | 2 | 1 | 1 | 0 |
| Fraud - Impersonation | 3 | 3 | 3 | 0 |
| Fraud - Welfare | 0 | 0 | 0 | 0 |
| Fraud - Wire | 0 | 0 | 0 | 0 |
| Motor Vehicle Theft | 41 | 6 | 6 | 0 |
| Robbery | 2 | 1 | 2 | 0 |
| Stolen Property Offenses | 1 | 1 | 2 | 0 |
| Theft - Pocket-picking | 1 | 0 | 0 | 0 |
| Theft - Purse Snatching | 0 | 0 | 0 | 0 |
| Theft - Shoplifting | 2 | 1 | 1 | 0 |
| Theft From Building | 63 | 24 | 16 | 1 |
| Theft From Coin Machine | 1 | 0 | 0 | 0 |
| Theft From Motor Vehicle | 37 | 6 | 3 | 3 |
| Theft of Motor Vehicle Parts | 41 | 2 | 0 | 0 |
| Theft - All Other Larceny | 119 | 25 | 27 | 1 |
| Crimes Against Society | | | | |
| Drug/Narcotic Violations | 98 | 96 | 88 | 20 |
| Drug/Narcotic Equipment Violations | 36 | 36 | 6 | 0 |
| Gambling - Betting/Wagering | 0 | 0 | 0 | 0 |
| Gambling - Operating/Promoting | 0 | 0 | 0 | 0 |
| Gambling - Equipment Violations | 0 | 0 | 0 | 0 |
| Gambling - Sports Tampering | 0 | 0 | 0 | 0 |
| Pornography/Obscene Material | 1 | 1 | 1 | 0 |
| Prostitution | 0 | 0 | 0 | 0 |
| Prostitution Assisting/Promoting | 0 | 0 | 0 | 0 |
| Weapon Law Violations | 5 | 5 | 3 | 1 |
| Total Group A Offenses | 846 | 404 | 324 | 70 |



Washington County Sheriff's Department - 2007

2006 Population Estimate N/A

Offense Overview

Offense Total 2,867
 Number Cleared 1,272
 Percent Cleared 44.37 %

Group A Crimes per 100,000 population N/A

Arrest Overview

Total Arrests 3,304
 Adult Arrests 3,131
 Juvenile Arrests 173
 Unknown Age 0

Arrests per 100,000 population N/A

Average number offenses/incident 1.19

Domestic Violence Victims

| Offense | Total | Arrests |
|-------------------------|------------|------------|
| Murder | 0 | 0 |
| Aggravated Assault | 149 | 110 |
| Simple Assault | 352 | 224 |
| Intimidation | 100 | 18 |
| Stalking | 1 | 1 |
| Forcible Rape | 3 | 2 |
| Forcible Sodomy | 1 | 1 |
| Sexual Assault W/Object | 0 | 0 |
| Forcible Fondling | 1 | 0 |
| Incest | 2 | 1 |
| Statutory Rape | 6 | 2 |
| Kidnaping/Abduction | 4 | 4 |
| Total | 619 | 363 |

TIBRS Group B Arrests

| Offense | Adult | Juvenile |
|-----------------------|--------------|-----------|
| Bad Checks | 0 | 0 |
| Curfew/Vagrancy | 0 | 0 |
| Disorderly Conduct | 9 | 4 |
| DUI | 120 | 0 |
| Drunkenness | 230 | 2 |
| Family-Non Violent | 2 | 0 |
| Liquor Law Violations | 6 | 1 |
| Peeping Tom | 0 | 0 |
| Runaway | 0 | 0 |
| Trespass | 7 | 0 |
| All Other Offenses | 2,055 | 33 |
| Total Group B | 2,429 | 40 |

| TIBRS Group A Offenses | Offenses | | Arrests | |
|------------------------------------|--------------|--------------|------------|------------|
| | Reported | Cleared | Adult | Juvenile |
| Crimes Against Persons | | | | |
| Murder | 1 | 1 | 1 | 0 |
| Negligent Manslaughter | 0 | 0 | 0 | 0 |
| Kidnaping/Abduction | 4 | 4 | 4 | 0 |
| Forcible Rape | 6 | 4 | 2 | 0 |
| Forcible Sodomy | 1 | 1 | 0 | 0 |
| Sexual Assault W/Object | 0 | 0 | 0 | 0 |
| Forcible Fondling | 13 | 12 | 2 | 1 |
| Incest | 2 | 2 | 0 | 0 |
| Statutory Rape | 8 | 7 | 3 | 0 |
| Aggravated Assault | 254 | 207 | 162 | 10 |
| Simple Assault | 519 | 383 | 201 | 44 |
| Intimidation | 255 | 80 | 30 | 3 |
| Stalking | 1 | 1 | 1 | 0 |
| Crimes Against Property | | | | |
| Arson | 22 | 4 | 4 | 3 |
| Bribery | 0 | 0 | 0 | 0 |
| Burglary | 366 | 64 | 38 | 9 |
| Counterfeiting/Forgery | 22 | 8 | 7 | 0 |
| Destruction/Damage/Vandalism | 331 | 66 | 10 | 5 |
| Embezzlement | 0 | 0 | 0 | 0 |
| Extortion/Blackmail | 1 | 1 | 1 | 1 |
| Fraud - False Pretenses | 12 | 3 | 1 | 0 |
| Fraud - Credit Card/ATM | 17 | 5 | 0 | 0 |
| Fraud - Impersonation | 30 | 15 | 9 | 1 |
| Fraud - Welfare | 0 | 0 | 0 | 0 |
| Fraud - Wire | 0 | 0 | 0 | 0 |
| Motor Vehicle Theft | 76 | 32 | 15 | 12 |
| Robbery | 8 | 3 | 1 | 0 |
| Stolen Property Offenses | 3 | 3 | 2 | 0 |
| Theft - Pocket-picking | 1 | 1 | 0 | 0 |
| Theft - Purse Snatching | 0 | 0 | 0 | 0 |
| Theft - Shoplifting | 0 | 0 | 0 | 0 |
| Theft From Building | 312 | 60 | 33 | 7 |
| Theft From Coin Machine | 9 | 3 | 0 | 0 |
| Theft From Motor Vehicle | 141 | 18 | 18 | 1 |
| Theft of Motor Vehicle Parts | 16 | 2 | 2 | 0 |
| Theft - All Other Larceny | 163 | 25 | 17 | 4 |
| Crimes Against Society | | | | |
| Drug/Narcotic Violations | 145 | 141 | 103 | 26 |
| Drug/Narcotic Equipment Violations | 93 | 87 | 25 | 2 |
| Gambling - Betting/Wagering | 0 | 0 | 0 | 0 |
| Gambling - Operating/Promoting | 0 | 0 | 0 | 0 |
| Gambling - Equipment Violations | 0 | 0 | 0 | 0 |
| Gambling - Sports Tampering | 0 | 0 | 0 | 0 |
| Pornography/Obscene Material | 1 | 1 | 0 | 0 |
| Prostitution | 0 | 0 | 0 | 0 |
| Prostitution Assisting/Promoting | 0 | 0 | 0 | 0 |
| Weapon Law Violations | 34 | 28 | 10 | 4 |
| Total Group A Offenses | 2,867 | 1,272 | 702 | 133 |



Wayne County Sheriff's Department - 2007

2006 Population Estimate N/A

Offense Overview

Offense Total 374
 Number Cleared 226
 Percent Cleared 60.43 %

Group A Crimes per 100,000 population N/A

Arrest Overview

Total Arrests 650
 Adult Arrests 644
 Juvenile Arrests 6
 Unknown Age 0

Arrests per 100,000 population N/A

Average number offenses/incident 1.12

Domestic Violence Victims

| Offense | Total | Arrests |
|-------------------------|-----------|-----------|
| Murder | 0 | 0 |
| Aggravated Assault | 14 | 14 |
| Simple Assault | 42 | 37 |
| Intimidation | 9 | 6 |
| Stalking | 2 | 2 |
| Forcible Rape | 0 | 0 |
| Forcible Sodomy | 0 | 0 |
| Sexual Assault W/Object | 0 | 0 |
| Forcible Fondling | 0 | 0 |
| Incest | 0 | 0 |
| Statutory Rape | 0 | 0 |
| Kidnaping/Abduction | 0 | 0 |
| Total | 67 | 59 |

TIBRS Group B Arrests

| Offense | Adult | Juvenile |
|-----------------------|------------|----------|
| Bad Checks | 127 | 0 |
| Curfew/Vagrancy | 0 | 0 |
| Disorderly Conduct | 8 | 0 |
| DUI | 36 | 0 |
| Drunkenness | 16 | 0 |
| Family-Non Violent | 16 | 0 |
| Liquor Law Violations | 8 | 0 |
| Peeping Tom | 0 | 0 |
| Runaway | 0 | 1 |
| Trespass | 7 | 1 |
| All Other Offenses | 235 | 2 |
| Total Group B | 453 | 4 |

| TIBRS Group A Offenses | Offenses | | Arrests | |
|------------------------------------|------------|------------|------------|----------|
| | Reported | Cleared | Adult | Juvenile |
| Crimes Against Persons | | | | |
| Murder | 0 | 0 | 0 | 0 |
| Negligent Manslaughter | 0 | 0 | 0 | 0 |
| Kidnaping/Abduction | 0 | 0 | 0 | 0 |
| Forcible Rape | 0 | 0 | 0 | 0 |
| Forcible Sodomy | 0 | 0 | 0 | 0 |
| Sexual Assault W/Object | 0 | 0 | 0 | 0 |
| Forcible Fondling | 1 | 0 | 0 | 0 |
| Incest | 0 | 0 | 1 | 0 |
| Statutory Rape | 1 | 0 | 0 | 0 |
| Aggravated Assault | 28 | 24 | 20 | 1 |
| Simple Assault | 54 | 49 | 41 | 0 |
| Intimidation | 14 | 7 | 6 | 0 |
| Stalking | 3 | 3 | 3 | 0 |
| Crimes Against Property | | | | |
| Arson | 2 | 0 | 0 | 0 |
| Bribery | 0 | 0 | 0 | 0 |
| Burglary | 38 | 7 | 7 | 0 |
| Counterfeiting/Forgery | 9 | 8 | 8 | 0 |
| Destruction/Damage/Vandalism | 37 | 4 | 1 | 0 |
| Embezzlement | 0 | 0 | 0 | 0 |
| Extortion/Blackmail | 0 | 0 | 0 | 0 |
| Fraud - False Pretenses | 2 | 0 | 0 | 0 |
| Fraud - Credit Card/ATM | 1 | 0 | 0 | 0 |
| Fraud - Impersonation | 3 | 0 | 0 | 0 |
| Fraud - Welfare | 0 | 0 | 0 | 0 |
| Fraud - Wire | 0 | 0 | 0 | 0 |
| Motor Vehicle Theft | 10 | 3 | 3 | 0 |
| Robbery | 1 | 0 | 0 | 0 |
| Stolen Property Offenses | 0 | 0 | 0 | 0 |
| Theft - Pocket-picking | 0 | 0 | 0 | 0 |
| Theft - Purse Snatching | 0 | 0 | 0 | 0 |
| Theft - Shoplifting | 0 | 0 | 0 | 0 |
| Theft From Building | 24 | 0 | 0 | 0 |
| Theft From Coin Machine | 0 | 0 | 0 | 0 |
| Theft From Motor Vehicle | 6 | 0 | 0 | 0 |
| Theft of Motor Vehicle Parts | 2 | 0 | 0 | 0 |
| Theft - All Other Larceny | 18 | 3 | 4 | 0 |
| Crimes Against Society | | | | |
| Drug/Narcotic Violations | 94 | 92 | 90 | 1 |
| Drug/Narcotic Equipment Violations | 24 | 24 | 6 | 0 |
| Gambling - Betting/Wagering | 0 | 0 | 0 | 0 |
| Gambling - Operating/Promoting | 0 | 0 | 0 | 0 |
| Gambling - Equipment Violations | 0 | 0 | 0 | 0 |
| Gambling - Sports Tampering | 0 | 0 | 0 | 0 |
| Pornography/Obscene Material | 0 | 0 | 0 | 0 |
| Prostitution | 0 | 0 | 0 | 0 |
| Prostitution Assisting/Promoting | 0 | 0 | 0 | 0 |
| Weapon Law Violations | 2 | 2 | 1 | 0 |
| Total Group A Offenses | 374 | 226 | 191 | 2 |



Weakley County Sheriff's Department - 2007

2006 Population Estimate N/A

Offense Overview

Offense Total 700
 Number Cleared 328
 Percent Cleared 46.86 %

Group A Crimes per 100,000 population N/A

Arrest Overview

Total Arrests 1,374
 Adult Arrests 1,350
 Juvenile Arrests 24
 Unknown Age 0

Arrests per 100,000 population N/A

Average number offenses/incident 1.19

Domestic Violence Victims

| Offense | Total | Arrests |
|-------------------------|------------|-----------|
| Murder | 0 | 0 |
| Aggravated Assault | 15 | 13 |
| Simple Assault | 87 | 60 |
| Intimidation | 19 | 6 |
| Stalking | 0 | 0 |
| Forcible Rape | 0 | 0 |
| Forcible Sodomy | 0 | 0 |
| Sexual Assault W/Object | 0 | 0 |
| Forcible Fondling | 2 | 0 |
| Incest | 0 | 0 |
| Statutory Rape | 0 | 0 |
| Kidnaping/Abduction | 0 | 0 |
| Total | 123 | 79 |

TIBRS Group B Arrests

| Offense | Adult | Juvenile |
|-----------------------|--------------|----------|
| Bad Checks | 351 | 0 |
| Curfew/Vagrancy | 0 | 0 |
| Disorderly Conduct | 11 | 0 |
| DUI | 47 | 1 |
| Drunkenness | 15 | 0 |
| Family-Non Violent | 9 | 0 |
| Liquor Law Violations | 16 | 2 |
| Peeping Tom | 0 | 0 |
| Runaway | 0 | 2 |
| Trespass | 2 | 0 |
| All Other Offenses | 614 | 0 |
| Total Group B | 1,065 | 5 |

| TIBRS Group A Offenses | Offenses | | Arrests | |
|------------------------------------|------------|------------|------------|-----------|
| | Reported | Cleared | Adult | Juvenile |
| Crimes Against Persons | | | | |
| Murder | 0 | 0 | 0 | 0 |
| Negligent Manslaughter | 0 | 0 | 0 | 0 |
| Kidnaping/Abduction | 3 | 0 | 0 | 0 |
| Forcible Rape | 2 | 1 | 1 | 0 |
| Forcible Sodomy | 0 | 0 | 0 | 0 |
| Sexual Assault W/Object | 0 | 0 | 0 | 0 |
| Forcible Fondling | 2 | 0 | 0 | 0 |
| Incest | 0 | 0 | 0 | 0 |
| Statutory Rape | 2 | 1 | 1 | 0 |
| Aggravated Assault | 48 | 41 | 31 | 2 |
| Simple Assault | 112 | 80 | 74 | 4 |
| Intimidation | 45 | 12 | 10 | 1 |
| Stalking | 1 | 1 | 1 | 0 |
| Crimes Against Property | | | | |
| Arson | 2 | 0 | 0 | 0 |
| Bribery | 1 | 1 | 0 | 0 |
| Burglary | 74 | 18 | 22 | 3 |
| Counterfeiting/Forgery | 3 | 3 | 2 | 0 |
| Destruction/Damage/Vandalism | 85 | 20 | 17 | 1 |
| Embezzlement | 1 | 0 | 0 | 0 |
| Extortion/Blackmail | 0 | 0 | 0 | 0 |
| Fraud - False Pretenses | 15 | 7 | 8 | 0 |
| Fraud - Credit Card/ATM | 1 | 0 | 0 | 0 |
| Fraud - Impersonation | 5 | 0 | 0 | 0 |
| Fraud - Welfare | 0 | 0 | 0 | 0 |
| Fraud - Wire | 2 | 0 | 0 | 0 |
| Motor Vehicle Theft | 30 | 5 | 4 | 1 |
| Robbery | 3 | 2 | 1 | 0 |
| Stolen Property Offenses | 0 | 0 | 0 | 0 |
| Theft - Pocket-picking | 0 | 0 | 0 | 0 |
| Theft - Purse Snatching | 0 | 0 | 0 | 0 |
| Theft - Shoplifting | 0 | 0 | 0 | 0 |
| Theft From Building | 33 | 6 | 4 | 2 |
| Theft From Coin Machine | 0 | 0 | 0 | 0 |
| Theft From Motor Vehicle | 23 | 0 | 0 | 0 |
| Theft of Motor Vehicle Parts | 8 | 0 | 0 | 0 |
| Theft - All Other Larceny | 77 | 13 | 19 | 0 |
| Crimes Against Society | | | | |
| Drug/Narcotic Violations | 66 | 66 | 70 | 5 |
| Drug/Narcotic Equipment Violations | 44 | 40 | 18 | 0 |
| Gambling - Betting/Wagering | 0 | 0 | 0 | 0 |
| Gambling - Operating/Promoting | 0 | 0 | 0 | 0 |
| Gambling - Equipment Violations | 0 | 0 | 0 | 0 |
| Gambling - Sports Tampering | 0 | 0 | 0 | 0 |
| Pornography/Obscene Material | 0 | 0 | 0 | 0 |
| Prostitution | 0 | 0 | 0 | 0 |
| Prostitution Assisting/Promoting | 0 | 0 | 0 | 0 |
| Weapon Law Violations | 12 | 11 | 2 | 0 |
| Total Group A Offenses | 700 | 328 | 285 | 19 |



White County Sheriff's Department - 2007

| | |
|---------------------------------|---------|
| 2006 Population Estimate | N/A |
| Offense Overview | |
| Offense Total | 787 |
| Number Cleared | 166 |
| Percent Cleared | 21.09 % |

Group A Crimes per 100,000 population N/A

| | |
|------------------------|-----|
| Arrest Overview | |
| Total Arrests | 456 |
| Adult Arrests | 414 |
| Juvenile Arrests | 42 |
| Unknown Age | 0 |

Arrests per 100,000 population N/A

Average number offenses/incident 1.12

| Domestic Violence Victims | | |
|---------------------------|------------|-----------|
| Offense | Total | Arrests |
| Murder | 0 | 0 |
| Aggravated Assault | 23 | 13 |
| Simple Assault | 87 | 35 |
| Intimidation | 26 | 3 |
| Stalking | 0 | 0 |
| Forcible Rape | 0 | 0 |
| Forcible Sodomy | 0 | 0 |
| Sexual Assault W/Object | 0 | 0 |
| Forcible Fondling | 0 | 0 |
| Incest | 0 | 0 |
| Statutory Rape | 0 | 0 |
| Kidnaping/Abduction | 0 | 0 |
| Total | 136 | 51 |

| TIBRS Group B Arrests | | |
|-----------------------|------------|-----------|
| Offense | Adult | Juvenile |
| Bad Checks | 2 | 0 |
| Curfew/Vagrancy | 0 | 0 |
| Disorderly Conduct | 3 | 6 |
| DUI | 42 | 0 |
| Drunkenness | 25 | 1 |
| Family-Non Violent | 2 | 0 |
| Liquor Law Violations | 4 | 4 |
| Peeping Tom | 0 | 0 |
| Runaway | 0 | 4 |
| Trespass | 2 | 0 |
| All Other Offenses | 214 | 4 |
| Total Group B | 294 | 19 |

| TIBRS Group A Offenses | Offenses | | Arrests | |
|------------------------------------|------------|------------|------------|-----------|
| | Reported | Cleared | Adult | Juvenile |
| Crimes Against Persons | | | | |
| Murder | 0 | 0 | 0 | 0 |
| Negligent Manslaughter | 0 | 0 | 0 | 0 |
| Kidnaping/Abduction | 1 | 0 | 0 | 0 |
| Forcible Rape | 4 | 1 | 1 | 0 |
| Forcible Sodomy | 0 | 0 | 0 | 0 |
| Sexual Assault W/Object | 0 | 0 | 0 | 0 |
| Forcible Fondling | 1 | 0 | 0 | 0 |
| Incest | 0 | 0 | 0 | 0 |
| Statutory Rape | 2 | 0 | 0 | 0 |
| Aggravated Assault | 57 | 28 | 22 | 2 |
| Simple Assault | 141 | 61 | 44 | 4 |
| Intimidation | 49 | 6 | 4 | 0 |
| Stalking | 1 | 0 | 0 | 0 |
| Crimes Against Property | | | | |
| Arson | 2 | 0 | 0 | 0 |
| Bribery | 0 | 0 | 0 | 0 |
| Burglary | 100 | 3 | 3 | 5 |
| Counterfeiting/Forgery | 6 | 0 | 0 | 0 |
| Destruction/Damage/Vandalism | 97 | 5 | 0 | 0 |
| Embezzlement | 1 | 0 | 0 | 0 |
| Extortion/Blackmail | 0 | 0 | 0 | 0 |
| Fraud - False Pretenses | 10 | 1 | 0 | 0 |
| Fraud - Credit Card/ATM | 3 | 0 | 0 | 0 |
| Fraud - Impersonation | 9 | 4 | 4 | 0 |
| Fraud - Welfare | 0 | 0 | 0 | 0 |
| Fraud - Wire | 0 | 0 | 0 | 0 |
| Motor Vehicle Theft | 39 | 2 | 0 | 3 |
| Robbery | 0 | 0 | 0 | 0 |
| Stolen Property Offenses | 3 | 3 | 3 | 0 |
| Theft - Pocket-picking | 0 | 0 | 0 | 0 |
| Theft - Purse Snatching | 0 | 0 | 0 | 0 |
| Theft - Shoplifting | 4 | 0 | 0 | 0 |
| Theft From Building | 57 | 0 | 0 | 0 |
| Theft From Coin Machine | 0 | 0 | 0 | 0 |
| Theft From Motor Vehicle | 38 | 1 | 1 | 0 |
| Theft of Motor Vehicle Parts | 7 | 0 | 0 | 0 |
| Theft - All Other Larceny | 108 | 4 | 1 | 0 |
| Crimes Against Society | | | | |
| Drug/Narcotic Violations | 31 | 31 | 28 | 7 |
| Drug/Narcotic Equipment Violations | 9 | 9 | 6 | 0 |
| Gambling - Betting/Wagering | 0 | 0 | 0 | 0 |
| Gambling - Operating/Promoting | 0 | 0 | 0 | 0 |
| Gambling - Equipment Violations | 0 | 0 | 0 | 0 |
| Gambling - Sports Tampering | 0 | 0 | 0 | 0 |
| Pornography/Obscene Material | 0 | 0 | 0 | 0 |
| Prostitution | 0 | 0 | 0 | 0 |
| Prostitution Assisting/Promoting | 0 | 0 | 0 | 0 |
| Weapon Law Violations | 7 | 7 | 3 | 2 |
| Total Group A Offenses | 787 | 166 | 120 | 23 |



Williamson County Sheriff's Department - 2007

2006 Population Estimate N/A

Offense Overview

Offense Total 1,630
 Number Cleared 883
 Percent Cleared 54.17 %

Group A Crimes per 100,000 population N/A

Arrest Overview

Total Arrests 2,402
 Adult Arrests 2,181
 Juvenile Arrests 221
 Unknown Age 0

Arrests per 100,000 population N/A

Average number offenses/incident 1.19

Domestic Violence Victims

| Offense | Total | Arrests |
|-------------------------|------------|------------|
| Murder | 2 | 2 |
| Aggravated Assault | 27 | 15 |
| Simple Assault | 163 | 93 |
| Intimidation | 32 | 5 |
| Stalking | 3 | 3 |
| Forcible Rape | 1 | 0 |
| Forcible Sodomy | 0 | 0 |
| Sexual Assault W/Object | 0 | 0 |
| Forcible Fondling | 0 | 0 |
| Incest | 0 | 0 |
| Statutory Rape | 0 | 0 |
| Kidnaping/Abduction | 5 | 0 |
| Total | 233 | 118 |

TIBRS Group B Arrests

| Offense | Adult | Juvenile |
|-----------------------|--------------|------------|
| Bad Checks | 31 | 0 |
| Curfew/Vagrancy | 0 | 2 |
| Disorderly Conduct | 9 | 10 |
| DUI | 183 | 3 |
| Drunkenness | 34 | 1 |
| Family-Non Violent | 0 | 0 |
| Liquor Law Violations | 47 | 34 |
| Peeping Tom | 0 | 0 |
| Runaway | 0 | 13 |
| Trespass | 5 | 2 |
| All Other Offenses | 1,434 | 35 |
| Total Group B | 1,743 | 100 |

| TIBRS Group A Offenses | Offenses | | Arrests | |
|------------------------------------|--------------|------------|------------|------------|
| | Reported | Cleared | Adult | Juvenile |
| Crimes Against Persons | | | | |
| Murder | 2 | 2 | 2 | 0 |
| Negligent Manslaughter | 0 | 0 | 0 | 0 |
| Kidnaping/Abduction | 5 | 5 | 0 | 0 |
| Forcible Rape | 2 | 2 | 0 | 1 |
| Forcible Sodomy | 3 | 1 | 0 | 0 |
| Sexual Assault W/Object | 0 | 0 | 0 | 0 |
| Forcible Fondling | 4 | 4 | 0 | 0 |
| Incest | 0 | 0 | 0 | 0 |
| Statutory Rape | 2 | 0 | 0 | 0 |
| Aggravated Assault | 53 | 46 | 25 | 4 |
| Simple Assault | 240 | 214 | 91 | 39 |
| Intimidation | 87 | 57 | 8 | 3 |
| Stalking | 3 | 3 | 3 | 0 |
| Crimes Against Property | | | | |
| Arson | 2 | 0 | 0 | 0 |
| Bribery | 1 | 1 | 1 | 0 |
| Burglary | 167 | 30 | 11 | 1 |
| Counterfeiting/Forgery | 13 | 10 | 6 | 0 |
| Destruction/Damage/Vandalism | 207 | 40 | 7 | 2 |
| Embezzlement | 0 | 0 | 0 | 0 |
| Extortion/Blackmail | 0 | 0 | 0 | 0 |
| Fraud - False Pretenses | 18 | 10 | 4 | 0 |
| Fraud - Credit Card/ATM | 10 | 6 | 2 | 0 |
| Fraud - Impersonation | 6 | 5 | 4 | 0 |
| Fraud - Welfare | 0 | 0 | 0 | 0 |
| Fraud - Wire | 0 | 0 | 0 | 0 |
| Motor Vehicle Theft | 40 | 18 | 12 | 3 |
| Robbery | 4 | 2 | 0 | 1 |
| Stolen Property Offenses | 7 | 7 | 5 | 0 |
| Theft - Pocket-picking | 0 | 0 | 0 | 0 |
| Theft - Purse Snatching | 0 | 0 | 0 | 0 |
| Theft - Shoplifting | 4 | 1 | 1 | 0 |
| Theft From Building | 135 | 48 | 15 | 32 |
| Theft From Coin Machine | 3 | 0 | 0 | 0 |
| Theft From Motor Vehicle | 121 | 12 | 11 | 0 |
| Theft of Motor Vehicle Parts | 16 | 2 | 1 | 0 |
| Theft - All Other Larceny | 142 | 25 | 15 | 1 |
| Crimes Against Society | | | | |
| Drug/Narcotic Violations | 193 | 192 | 182 | 24 |
| Drug/Narcotic Equipment Violations | 126 | 126 | 29 | 7 |
| Gambling - Betting/Wagering | 0 | 0 | 0 | 0 |
| Gambling - Operating/Promoting | 0 | 0 | 0 | 0 |
| Gambling - Equipment Violations | 0 | 0 | 0 | 0 |
| Gambling - Sports Tampering | 0 | 0 | 0 | 0 |
| Pornography/Obscene Material | 0 | 0 | 0 | 0 |
| Prostitution | 0 | 0 | 0 | 0 |
| Prostitution Assisting/Promoting | 0 | 0 | 0 | 0 |
| Weapon Law Violations | 14 | 14 | 3 | 3 |
| Total Group A Offenses | 1,630 | 883 | 438 | 121 |



Wilson County Sheriff's Department - 2007

2006 Population Estimate N/A

Offense Overview

Offense Total 2,843
 Number Cleared 719
 Percent Cleared 25.29 %

Group A Crimes per 100,000 population N/A

Arrest Overview

Total Arrests 3,046
 Adult Arrests 2,895
 Juvenile Arrests 151
 Unknown Age 0

Arrests per 100,000 population N/A

Average number offenses/incident 1.13

Domestic Violence Victims

| Offense | Total | Arrests |
|-------------------------|------------|------------|
| Murder | 0 | 0 |
| Aggravated Assault | 85 | 43 |
| Simple Assault | 306 | 83 |
| Intimidation | 139 | 27 |
| Stalking | 3 | 0 |
| Forcible Rape | 1 | 0 |
| Forcible Sodomy | 2 | 0 |
| Sexual Assault W/Object | 0 | 0 |
| Forcible Fondling | 4 | 0 |
| Incest | 0 | 0 |
| Statutory Rape | 1 | 0 |
| Kidnaping/Abduction | 4 | 3 |
| Total | 545 | 156 |

TIBRS Group B Arrests

| Offense | Adult | Juvenile |
|-----------------------|--------------|-----------|
| Bad Checks | 134 | 0 |
| Curfew/Vagrancy | 0 | 0 |
| Disorderly Conduct | 24 | 26 |
| DUI | 104 | 0 |
| Drunkenness | 59 | 15 |
| Family-Non Violent | 175 | 0 |
| Liquor Law Violations | 5 | 0 |
| Peeping Tom | 0 | 0 |
| Runaway | 0 | 15 |
| Trespass | 3 | 0 |
| All Other Offenses | 1,977 | 6 |
| Total Group B | 2,481 | 62 |

| TIBRS Group A Offenses | Offenses | | Arrests | |
|------------------------------------|--------------|------------|------------|-----------|
| | Reported | Cleared | Adult | Juvenile |
| Crimes Against Persons | | | | |
| Murder | 1 | 1 | 1 | 0 |
| Negligent Manslaughter | 0 | 0 | 0 | 0 |
| Kidnaping/Abduction | 8 | 6 | 4 | 0 |
| Forcible Rape | 5 | 3 | 1 | 0 |
| Forcible Sodomy | 8 | 3 | 1 | 1 |
| Sexual Assault W/Object | 0 | 0 | 0 | 0 |
| Forcible Fondling | 16 | 2 | 1 | 0 |
| Incest | 0 | 0 | 0 | 0 |
| Statutory Rape | 3 | 1 | 0 | 0 |
| Aggravated Assault | 196 | 105 | 67 | 7 |
| Simple Assault | 460 | 171 | 102 | 26 |
| Intimidation | 367 | 66 | 54 | 3 |
| Stalking | 12 | 5 | 1 | 0 |
| Crimes Against Property | | | | |
| Arson | 14 | 1 | 0 | 1 |
| Bribery | 0 | 0 | 0 | 0 |
| Burglary | 338 | 37 | 24 | 8 |
| Counterfeiting/Forgery | 12 | 1 | 1 | 0 |
| Destruction/Damage/Vandalism | 494 | 68 | 26 | 3 |
| Embezzlement | 5 | 2 | 2 | 0 |
| Extortion/Blackmail | 1 | 0 | 0 | 0 |
| Fraud - False Pretenses | 52 | 4 | 2 | 0 |
| Fraud - Credit Card/ATM | 13 | 1 | 0 | 0 |
| Fraud - Impersonation | 37 | 6 | 4 | 0 |
| Fraud - Welfare | 0 | 0 | 0 | 0 |
| Fraud - Wire | 1 | 0 | 0 | 0 |
| Motor Vehicle Theft | 100 | 27 | 22 | 0 |
| Robbery | 7 | 1 | 1 | 0 |
| Stolen Property Offenses | 3 | 3 | 2 | 0 |
| Theft - Pocket-picking | 0 | 0 | 0 | 0 |
| Theft - Purse Snatching | 0 | 0 | 0 | 0 |
| Theft - Shoplifting | 3 | 0 | 0 | 0 |
| Theft From Building | 89 | 29 | 10 | 10 |
| Theft From Coin Machine | 0 | 0 | 0 | 0 |
| Theft From Motor Vehicle | 71 | 4 | 0 | 0 |
| Theft of Motor Vehicle Parts | 56 | 0 | 0 | 0 |
| Theft - All Other Larceny | 300 | 35 | 18 | 1 |
| Crimes Against Society | | | | |
| Drug/Narcotic Violations | 109 | 86 | 54 | 24 |
| Drug/Narcotic Equipment Violations | 44 | 36 | 11 | 2 |
| Gambling - Betting/Wagering | 0 | 0 | 0 | 0 |
| Gambling - Operating/Promoting | 0 | 0 | 0 | 0 |
| Gambling - Equipment Violations | 0 | 0 | 0 | 0 |
| Gambling - Sports Tampering | 0 | 0 | 0 | 0 |
| Pornography/Obscene Material | 1 | 0 | 0 | 0 |
| Prostitution | 0 | 0 | 0 | 0 |
| Prostitution Assisting/Promoting | 1 | 1 | 1 | 0 |
| Weapon Law Violations | 16 | 14 | 4 | 3 |
| Total Group A Offenses | 2,843 | 719 | 414 | 89 |



MUNICIPAL POLICE DEPARTMENTS

2007



Adamsville Police Department - 2007

2006 Population Estimate 2,105

Offense Overview

Offense Total 86
 Number Cleared 42
 Percent Cleared 48.84 %

Group A Crimes per 100,000 population 4,085.5

Arrest Overview

Total Arrests 51
 Adult Arrests 45
 Juvenile Arrests 6
 Unknown Age 0

Arrests per 100,000 population 2,422.8

Average number offenses/incident 1.16

Domestic Violence Victims

| Offense | Total | Arrests |
|-------------------------|-----------|-----------|
| Murder | 0 | 0 |
| Aggravated Assault | 2 | 2 |
| Simple Assault | 13 | 10 |
| Intimidation | 0 | 0 |
| Stalking | 0 | 0 |
| Forcible Rape | 0 | 0 |
| Forcible Sodomy | 0 | 0 |
| Sexual Assault W/Object | 0 | 0 |
| Forcible Fondling | 0 | 0 |
| Incest | 0 | 0 |
| Statutory Rape | 0 | 0 |
| Kidnaping/Abduction | 0 | 0 |
| Total | 15 | 12 |

TIBRS Group B Arrests

| Offense | Adult | Juvenile |
|-----------------------|-----------|----------|
| Bad Checks | 0 | 0 |
| Curfew/Vagrancy | 0 | 0 |
| Disorderly Conduct | 0 | 0 |
| DUI | 8 | 0 |
| Drunkenness | 4 | 0 |
| Family-Non Violent | 0 | 0 |
| Liquor Law Violations | 1 | 0 |
| Peeping Tom | 0 | 0 |
| Runaway | 0 | 0 |
| Trespass | 0 | 0 |
| All Other Offenses | 2 | 1 |
| Total Group B | 15 | 1 |

| TIBRS Group A Offenses | Offenses | | Arrests | |
|------------------------------------|-----------|-----------|-----------|----------|
| | Reported | Cleared | Adult | Juvenile |
| Crimes Against Persons | | | | |
| Murder | 0 | 0 | 0 | 0 |
| Negligent Manslaughter | 0 | 0 | 0 | 0 |
| Kidnaping/Abduction | 1 | 1 | 1 | 0 |
| Forcible Rape | 1 | 0 | 0 | 0 |
| Forcible Sodomy | 0 | 0 | 0 | 0 |
| Sexual Assault W/Object | 0 | 0 | 0 | 0 |
| Forcible Fondling | 0 | 0 | 0 | 0 |
| Incest | 0 | 0 | 0 | 0 |
| Statutory Rape | 1 | 1 | 1 | 0 |
| Aggravated Assault | 4 | 4 | 3 | 0 |
| Simple Assault | 21 | 17 | 12 | 5 |
| Intimidation | 0 | 0 | 0 | 0 |
| Stalking | 0 | 0 | 0 | 0 |
| Crimes Against Property | | | | |
| Arson | 0 | 0 | 0 | 0 |
| Bribery | 0 | 0 | 0 | 0 |
| Burglary | 3 | 0 | 0 | 0 |
| Counterfeiting/Forgery | 1 | 1 | 1 | 0 |
| Destruction/Damage/Vandalism | 11 | 3 | 1 | 0 |
| Embezzlement | 0 | 0 | 0 | 0 |
| Extortion/Blackmail | 0 | 0 | 0 | 0 |
| Fraud - False Pretenses | 0 | 0 | 0 | 0 |
| Fraud - Credit Card/ATM | 1 | 0 | 0 | 0 |
| Fraud - Impersonation | 0 | 0 | 0 | 0 |
| Fraud - Welfare | 0 | 0 | 0 | 0 |
| Fraud - Wire | 0 | 0 | 0 | 0 |
| Motor Vehicle Theft | 7 | 1 | 1 | 0 |
| Robbery | 0 | 0 | 0 | 0 |
| Stolen Property Offenses | 0 | 0 | 0 | 0 |
| Theft - Pocket-picking | 0 | 0 | 0 | 0 |
| Theft - Purse Snatching | 0 | 0 | 0 | 0 |
| Theft - Shoplifting | 1 | 1 | 1 | 0 |
| Theft From Building | 10 | 1 | 0 | 0 |
| Theft From Coin Machine | 2 | 0 | 0 | 0 |
| Theft From Motor Vehicle | 2 | 1 | 1 | 0 |
| Theft of Motor Vehicle Parts | 0 | 0 | 0 | 0 |
| Theft - All Other Larceny | 11 | 2 | 2 | 0 |
| Crimes Against Society | | | | |
| Drug/Narcotic Violations | 6 | 6 | 5 | 0 |
| Drug/Narcotic Equipment Violations | 2 | 2 | 1 | 0 |
| Gambling - Betting/Wagering | 0 | 0 | 0 | 0 |
| Gambling - Operating/Promoting | 0 | 0 | 0 | 0 |
| Gambling - Equipment Violations | 0 | 0 | 0 | 0 |
| Gambling - Sports Tampering | 0 | 0 | 0 | 0 |
| Pornography/Obscene Material | 0 | 0 | 0 | 0 |
| Prostitution | 0 | 0 | 0 | 0 |
| Prostitution Assisting/Promoting | 0 | 0 | 0 | 0 |
| Weapon Law Violations | 1 | 1 | 0 | 0 |
| Total Group A Offenses | 86 | 42 | 30 | 5 |



2006 Population Estimate **2,355**

Offense Overview

Offense Total 125
 Number Cleared 60
 Percent Cleared 48.00 %

Group A Crimes per 100,000
 population 5,307.9

Arrest Overview

Total Arrests 82
 Adult Arrests 78
 Juvenile Arrests 4
 Unknown Age 0

Arrests per 100,000 population 3,482.0

Average number offenses/incident 1.08

Domestic Violence Victims

| Offense | Total | Arrests |
|-------------------------|-----------|-----------|
| Murder | 0 | 0 |
| Aggravated Assault | 3 | 3 |
| Simple Assault | 6 | 6 |
| Intimidation | 2 | 2 |
| Stalking | 1 | 1 |
| Forcible Rape | 0 | 0 |
| Forcible Sodomy | 0 | 0 |
| Sexual Assault W/Object | 0 | 0 |
| Forcible Fondling | 0 | 0 |
| Incest | 0 | 0 |
| Statutory Rape | 0 | 0 |
| Kidnaping/Abduction | 0 | 0 |
| Total | 12 | 12 |

TIBRS Group B Arrests

| Offense | Adult | Juvenile |
|-----------------------|-----------|----------|
| Bad Checks | 0 | 0 |
| Curfew/Vagrancy | 0 | 0 |
| Disorderly Conduct | 6 | 1 |
| DUI | 3 | 0 |
| Drunkenness | 5 | 0 |
| Family-Non Violent | 1 | 0 |
| Liquor Law Violations | 0 | 2 |
| Peeping Tom | 0 | 0 |
| Runaway | 0 | 0 |
| Trespass | 1 | 0 |
| All Other Offenses | 3 | 0 |
| Total Group B | 19 | 3 |

| TIBRS Group A Offenses | Offenses | | Arrests | |
|------------------------------------|------------|-----------|-----------|----------|
| | Reported | Cleared | Adult | Juvenile |
| Crimes Against Persons | | | | |
| Murder | 0 | 0 | 0 | 0 |
| Negligent Manslaughter | 0 | 0 | 0 | 0 |
| Kidnaping/Abduction | 0 | 0 | 0 | 0 |
| Forcible Rape | 0 | 0 | 0 | 0 |
| Forcible Sodomy | 0 | 0 | 0 | 0 |
| Sexual Assault W/Object | 0 | 0 | 0 | 0 |
| Forcible Fondling | 0 | 0 | 0 | 0 |
| Incest | 0 | 0 | 0 | 0 |
| Statutory Rape | 0 | 0 | 0 | 0 |
| Aggravated Assault | 9 | 8 | 7 | 0 |
| Simple Assault | 15 | 13 | 13 | 0 |
| Intimidation | 11 | 3 | 3 | 0 |
| Stalking | 1 | 1 | 1 | 0 |
| Crimes Against Property | | | | |
| Arson | 1 | 0 | 0 | 0 |
| Bribery | 0 | 0 | 0 | 0 |
| Burglary | 11 | 1 | 1 | 0 |
| Counterfeiting/Forgery | 2 | 2 | 2 | 0 |
| Destruction/Damage/Vandalism | 15 | 1 | 1 | 0 |
| Embezzlement | 1 | 1 | 1 | 0 |
| Extortion/Blackmail | 0 | 0 | 0 | 0 |
| Fraud - False Pretenses | 1 | 0 | 0 | 0 |
| Fraud - Credit Card/ATM | 1 | 0 | 0 | 0 |
| Fraud - Impersonation | 1 | 1 | 1 | 0 |
| Fraud - Welfare | 0 | 0 | 0 | 0 |
| Fraud - Wire | 0 | 0 | 0 | 0 |
| Motor Vehicle Theft | 4 | 3 | 3 | 0 |
| Robbery | 0 | 0 | 0 | 0 |
| Stolen Property Offenses | 2 | 2 | 2 | 0 |
| Theft - Pocket-picking | 0 | 0 | 0 | 0 |
| Theft - Purse Snatching | 1 | 0 | 0 | 0 |
| Theft - Shoplifting | 0 | 0 | 0 | 0 |
| Theft From Building | 8 | 3 | 4 | 0 |
| Theft From Coin Machine | 0 | 0 | 0 | 0 |
| Theft From Motor Vehicle | 4 | 0 | 0 | 0 |
| Theft of Motor Vehicle Parts | 1 | 0 | 0 | 0 |
| Theft - All Other Larceny | 19 | 4 | 3 | 1 |
| Crimes Against Society | | | | |
| Drug/Narcotic Violations | 11 | 11 | 15 | 0 |
| Drug/Narcotic Equipment Violations | 5 | 5 | 2 | 0 |
| Gambling - Betting/Wagering | 0 | 0 | 0 | 0 |
| Gambling - Operating/Promoting | 0 | 0 | 0 | 0 |
| Gambling - Equipment Violations | 0 | 0 | 0 | 0 |
| Gambling - Sports Tampering | 0 | 0 | 0 | 0 |
| Pornography/Obscene Material | 0 | 0 | 0 | 0 |
| Prostitution | 0 | 0 | 0 | 0 |
| Prostitution Assisting/Promoting | 0 | 0 | 0 | 0 |
| Weapon Law Violations | 1 | 1 | 0 | 0 |
| Total Group A Offenses | 125 | 60 | 59 | 1 |



Alcoa Police Department - 2007

2006 Population Estimate 8,463

Offense Overview

Offense Total 1,694
Number Cleared 840
Percent Cleared 49.59 %

Group A Crimes per 100,000 population 20,016.5

Arrest Overview

Total Arrests 1,020
Adult Arrests 934
Juvenile Arrests 86
Unknown Age 0

Arrests per 100,000 population 12,052.5

Average number offenses/incident 1.18

Domestic Violence Victims

| Offense | Total | Arrests |
|-------------------------|------------|-----------|
| Murder | 0 | 0 |
| Aggravated Assault | 36 | 18 |
| Simple Assault | 124 | 58 |
| Intimidation | 23 | 10 |
| Stalking | 1 | 0 |
| Forcible Rape | 0 | 0 |
| Forcible Sodomy | 0 | 0 |
| Sexual Assault W/Object | 0 | 0 |
| Forcible Fondling | 1 | 0 |
| Incest | 0 | 0 |
| Statutory Rape | 1 | 1 |
| Kidnaping/Abduction | 0 | 0 |
| Total | 186 | 87 |

TIBRS Group B Arrests

| Offense | Adult | Juvenile |
|-----------------------|------------|-----------|
| Bad Checks | 0 | 0 |
| Curfew/Vagrancy | 0 | 3 |
| Disorderly Conduct | 7 | 0 |
| DUI | 134 | 2 |
| Drunkenness | 78 | 3 |
| Family-Non Violent | 0 | 0 |
| Liquor Law Violations | 50 | 14 |
| Peeping Tom | 0 | 0 |
| Runaway | 0 | 7 |
| Trespass | 2 | 0 |
| All Other Offenses | 52 | 20 |
| Total Group B | 323 | 49 |

| TIBRS Group A Offenses | Offenses | | Arrests | |
|------------------------------------|--------------|------------|------------|-----------|
| | Reported | Cleared | Adult | Juvenile |
| Crimes Against Persons | | | | |
| Murder | 0 | 0 | 0 | 0 |
| Negligent Manslaughter | 0 | 0 | 0 | 0 |
| Kidnaping/Abduction | 1 | 0 | 0 | 0 |
| Forcible Rape | 7 | 4 | 0 | 0 |
| Forcible Sodomy | 1 | 1 | 1 | 0 |
| Sexual Assault W/Object | 1 | 0 | 0 | 0 |
| Forcible Fondling | 3 | 0 | 0 | 0 |
| Incest | 0 | 0 | 0 | 0 |
| Statutory Rape | 1 | 1 | 1 | 0 |
| Aggravated Assault | 89 | 42 | 30 | 1 |
| Simple Assault | 210 | 93 | 65 | 5 |
| Intimidation | 44 | 18 | 10 | 0 |
| Stalking | 4 | 2 | 1 | 0 |
| Crimes Against Property | | | | |
| Arson | 6 | 0 | 0 | 0 |
| Bribery | 0 | 0 | 0 | 0 |
| Burglary | 81 | 7 | 5 | 3 |
| Counterfeiting/Forgery | 70 | 33 | 14 | 0 |
| Destruction/Damage/Vandalism | 112 | 19 | 8 | 2 |
| Embezzlement | 33 | 16 | 10 | 0 |
| Extortion/Blackmail | 2 | 0 | 0 | 0 |
| Fraud - False Pretenses | 98 | 40 | 16 | 0 |
| Fraud - Credit Card/ATM | 66 | 35 | 8 | 0 |
| Fraud - Impersonation | 52 | 42 | 40 | 4 |
| Fraud - Welfare | 0 | 0 | 0 | 0 |
| Fraud - Wire | 2 | 0 | 0 | 0 |
| Motor Vehicle Theft | 30 | 7 | 6 | 0 |
| Robbery | 11 | 6 | 4 | 0 |
| Stolen Property Offenses | 6 | 5 | 5 | 0 |
| Theft - Pocket-picking | 1 | 0 | 0 | 0 |
| Theft - Purse Snatching | 0 | 0 | 0 | 0 |
| Theft - Shoplifting | 116 | 100 | 101 | 10 |
| Theft From Building | 104 | 18 | 6 | 0 |
| Theft From Coin Machine | 5 | 0 | 0 | 0 |
| Theft From Motor Vehicle | 89 | 6 | 7 | 0 |
| Theft of Motor Vehicle Parts | 25 | 4 | 3 | 0 |
| Theft - All Other Larceny | 64 | 1 | 0 | 0 |
| Crimes Against Society | | | | |
| Drug/Narcotic Violations | 179 | 169 | 154 | 10 |
| Drug/Narcotic Equipment Violations | 166 | 158 | 104 | 2 |
| Gambling - Betting/Wagering | 0 | 0 | 0 | 0 |
| Gambling - Operating/Promoting | 0 | 0 | 0 | 0 |
| Gambling - Equipment Violations | 0 | 0 | 0 | 0 |
| Gambling - Sports Tampering | 0 | 0 | 0 | 0 |
| Pornography/Obscene Material | 0 | 0 | 0 | 0 |
| Prostitution | 0 | 0 | 0 | 0 |
| Prostitution Assisting/Promoting | 0 | 0 | 0 | 0 |
| Weapon Law Violations | 15 | 13 | 12 | 0 |
| Total Group A Offenses | 1,694 | 840 | 611 | 37 |



2006 Population Estimate **863**

Offense Overview

Offense Total 28
 Number Cleared 6
 Percent Cleared 21.43 %
 Group A Crimes per 100,000
 population 3,244.5

Arrest Overview

Total Arrests 11
 Adult Arrests 11
 Juvenile Arrests 0
 Unknown Age 0
 Arrests per 100,000 population 1,274.6
 Average number offenses/incident 1.12

Domestic Violence Victims

| Offense | Total | Arrests |
|-------------------------|----------|----------|
| Murder | 0 | 0 |
| Aggravated Assault | 1 | 1 |
| Simple Assault | 0 | 0 |
| Intimidation | 0 | 0 |
| Stalking | 0 | 0 |
| Forcible Rape | 0 | 0 |
| Forcible Sodomy | 0 | 0 |
| Sexual Assault W/Object | 0 | 0 |
| Forcible Fondling | 0 | 0 |
| Incest | 0 | 0 |
| Statutory Rape | 0 | 0 |
| Kidnaping/Abduction | 0 | 0 |
| Total | 1 | 1 |

TIBRS Group B Arrests

| Offense | Adult | Juvenile |
|-----------------------|----------|----------|
| Bad Checks | 0 | 0 |
| Curfew/Vagrancy | 0 | 0 |
| Disorderly Conduct | 0 | 0 |
| DUI | 1 | 0 |
| Drunkenness | 2 | 0 |
| Family-Non Violent | 0 | 0 |
| Liquor Law Violations | 0 | 0 |
| Peeping Tom | 0 | 0 |
| Runaway | 0 | 0 |
| Trespass | 0 | 0 |
| All Other Offenses | 0 | 0 |
| Total Group B | 3 | 0 |

| TIBRS Group A Offenses | Offenses | | Arrests | |
|------------------------------------|-----------|----------|----------|----------|
| | Reported | Cleared | Adult | Juvenile |
| Crimes Against Persons | | | | |
| Murder | 0 | 0 | 0 | 0 |
| Negligent Manslaughter | 0 | 0 | 0 | 0 |
| Kidnaping/Abduction | 0 | 0 | 0 | 0 |
| Forcible Rape | 1 | 0 | 0 | 0 |
| Forcible Sodomy | 0 | 0 | 0 | 0 |
| Sexual Assault W/Object | 0 | 0 | 0 | 0 |
| Forcible Fondling | 0 | 0 | 0 | 0 |
| Incest | 0 | 0 | 0 | 0 |
| Statutory Rape | 0 | 0 | 0 | 0 |
| Aggravated Assault | 1 | 1 | 1 | 0 |
| Simple Assault | 4 | 2 | 2 | 0 |
| Intimidation | 0 | 0 | 0 | 0 |
| Stalking | 0 | 0 | 0 | 0 |
| Crimes Against Property | | | | |
| Arson | 0 | 0 | 0 | 0 |
| Bribery | 0 | 0 | 0 | 0 |
| Burglary | 6 | 1 | 4 | 0 |
| Counterfeiting/Forgery | 0 | 0 | 0 | 0 |
| Destruction/Damage/Vandalism | 2 | 0 | 0 | 0 |
| Embezzlement | 0 | 0 | 0 | 0 |
| Extortion/Blackmail | 0 | 0 | 0 | 0 |
| Fraud - False Pretenses | 0 | 0 | 0 | 0 |
| Fraud - Credit Card/ATM | 0 | 0 | 0 | 0 |
| Fraud - Impersonation | 0 | 0 | 0 | 0 |
| Fraud - Welfare | 0 | 0 | 0 | 0 |
| Fraud - Wire | 0 | 0 | 0 | 0 |
| Motor Vehicle Theft | 1 | 0 | 0 | 0 |
| Robbery | 0 | 0 | 0 | 0 |
| Stolen Property Offenses | 0 | 0 | 0 | 0 |
| Theft - Pocket-picking | 0 | 0 | 0 | 0 |
| Theft - Purse Snatching | 0 | 0 | 0 | 0 |
| Theft - Shoplifting | 0 | 0 | 0 | 0 |
| Theft From Building | 4 | 1 | 0 | 0 |
| Theft From Coin Machine | 0 | 0 | 0 | 0 |
| Theft From Motor Vehicle | 1 | 0 | 0 | 0 |
| Theft of Motor Vehicle Parts | 1 | 0 | 0 | 0 |
| Theft - All Other Larceny | 6 | 0 | 0 | 0 |
| Crimes Against Society | | | | |
| Drug/Narcotic Violations | 1 | 1 | 1 | 0 |
| Drug/Narcotic Equipment Violations | 0 | 0 | 0 | 0 |
| Gambling - Betting/Wagering | 0 | 0 | 0 | 0 |
| Gambling - Operating/Promoting | 0 | 0 | 0 | 0 |
| Gambling - Equipment Violations | 0 | 0 | 0 | 0 |
| Gambling - Sports Tampering | 0 | 0 | 0 | 0 |
| Pornography/Obscene Material | 0 | 0 | 0 | 0 |
| Prostitution | 0 | 0 | 0 | 0 |
| Prostitution Assisting/Promoting | 0 | 0 | 0 | 0 |
| Weapon Law Violations | 0 | 0 | 0 | 0 |
| Total Group A Offenses | 28 | 6 | 8 | 0 |



Algood Police Department - 2007

2006 Population Estimate **3,248**

Offense Overview

Offense Total 281
 Number Cleared 205
 Percent Cleared 72.95 %

Group A Crimes per 100,000
 population 8,651.5

Arrest Overview

Total Arrests 302
 Adult Arrests 244
 Juvenile Arrests 58
 Unknown Age 0

Arrests per 100,000 population 9,298.0

Average number offenses/incident 1.13

Domestic Violence Victims

| Offense | Total | Arrests |
|-------------------------|-----------|-----------|
| Murder | 1 | 1 |
| Aggravated Assault | 3 | 2 |
| Simple Assault | 20 | 17 |
| Intimidation | 7 | 3 |
| Stalking | 0 | 0 |
| Forcible Rape | 0 | 0 |
| Forcible Sodomy | 0 | 0 |
| Sexual Assault W/Object | 0 | 0 |
| Forcible Fondling | 2 | 1 |
| Incest | 0 | 0 |
| Statutory Rape | 0 | 0 |
| Kidnaping/Abduction | 1 | 1 |
| Total | 34 | 25 |

TIBRS Group B Arrests

| Offense | Adult | Juvenile |
|-----------------------|-----------|-----------|
| Bad Checks | 0 | 0 |
| Curfew/Vagrancy | 0 | 15 |
| Disorderly Conduct | 0 | 1 |
| DUI | 29 | 1 |
| Drunkenness | 15 | 0 |
| Family-Non Violent | 1 | 0 |
| Liquor Law Violations | 14 | 3 |
| Peeping Tom | 0 | 0 |
| Runaway | 0 | 2 |
| Trespass | 3 | 0 |
| All Other Offenses | 37 | 6 |
| Total Group B | 99 | 28 |

| TIBRS Group A Offenses | Offenses | | Arrests | |
|------------------------------------|------------|------------|------------|-----------|
| | Reported | Cleared | Adult | Juvenile |
| Crimes Against Persons | | | | |
| Murder | 1 | 1 | 1 | 0 |
| Negligent Manslaughter | 0 | 0 | 0 | 0 |
| Kidnaping/Abduction | 1 | 1 | 1 | 0 |
| Forcible Rape | 1 | 0 | 0 | 0 |
| Forcible Sodomy | 0 | 0 | 0 | 0 |
| Sexual Assault W/Object | 0 | 0 | 0 | 0 |
| Forcible Fondling | 2 | 2 | 1 | 0 |
| Incest | 0 | 0 | 0 | 0 |
| Statutory Rape | 0 | 0 | 0 | 0 |
| Aggravated Assault | 16 | 15 | 5 | 1 |
| Simple Assault | 29 | 22 | 20 | 0 |
| Intimidation | 9 | 4 | 3 | 2 |
| Stalking | 0 | 0 | 0 | 0 |
| Crimes Against Property | | | | |
| Arson | 0 | 0 | 0 | 0 |
| Bribery | 0 | 0 | 0 | 0 |
| Burglary | 9 | 4 | 2 | 1 |
| Counterfeiting/Forgery | 15 | 9 | 4 | 0 |
| Destruction/Damage/Vandalism | 9 | 2 | 2 | 0 |
| Embezzlement | 4 | 2 | 2 | 0 |
| Extortion/Blackmail | 0 | 0 | 0 | 0 |
| Fraud - False Pretenses | 8 | 6 | 2 | 0 |
| Fraud - Credit Card/ATM | 4 | 1 | 1 | 0 |
| Fraud - Impersonation | 6 | 2 | 2 | 0 |
| Fraud - Welfare | 0 | 0 | 0 | 0 |
| Fraud - Wire | 0 | 0 | 0 | 0 |
| Motor Vehicle Theft | 0 | 0 | 0 | 0 |
| Robbery | 2 | 1 | 0 | 0 |
| Stolen Property Offenses | 8 | 6 | 6 | 2 |
| Theft - Pocket-picking | 0 | 0 | 0 | 0 |
| Theft - Purse Snatching | 0 | 0 | 0 | 0 |
| Theft - Shoplifting | 74 | 71 | 65 | 14 |
| Theft From Building | 16 | 2 | 1 | 0 |
| Theft From Coin Machine | 1 | 0 | 0 | 0 |
| Theft From Motor Vehicle | 5 | 0 | 0 | 0 |
| Theft of Motor Vehicle Parts | 1 | 0 | 0 | 0 |
| Theft - All Other Larceny | 10 | 4 | 6 | 0 |
| Crimes Against Society | | | | |
| Drug/Narcotic Violations | 28 | 28 | 12 | 7 |
| Drug/Narcotic Equipment Violations | 18 | 18 | 6 | 3 |
| Gambling - Betting/Wagering | 0 | 0 | 0 | 0 |
| Gambling - Operating/Promoting | 0 | 0 | 0 | 0 |
| Gambling - Equipment Violations | 0 | 0 | 0 | 0 |
| Gambling - Sports Tampering | 0 | 0 | 0 | 0 |
| Pornography/Obscene Material | 0 | 0 | 0 | 0 |
| Prostitution | 0 | 0 | 0 | 0 |
| Prostitution Assisting/Promoting | 0 | 0 | 0 | 0 |
| Weapon Law Violations | 4 | 4 | 3 | 0 |
| Total Group A Offenses | 281 | 205 | 145 | 30 |



Ardmore Police Department - 2007

2006 Population Estimate 1,134

Offense Overview

Offense Total 144
 Number Cleared 87
 Percent Cleared 60.42 %
 Group A Crimes per 100,000 population 12,698.4

Arrest Overview

Total Arrests 125
 Adult Arrests 120
 Juvenile Arrests 5
 Unknown Age 0
 Arrests per 100,000 population 11,022.9
 Average number offenses/incident 1.35

Domestic Violence Victims

| Offense | Total | Arrests |
|-------------------------|-----------|----------|
| Murder | 0 | 0 |
| Aggravated Assault | 4 | 2 |
| Simple Assault | 6 | 1 |
| Intimidation | 4 | 1 |
| Stalking | 0 | 0 |
| Forcible Rape | 0 | 0 |
| Forcible Sodomy | 0 | 0 |
| Sexual Assault W/Object | 0 | 0 |
| Forcible Fondling | 0 | 0 |
| Incest | 0 | 0 |
| Statutory Rape | 0 | 0 |
| Kidnaping/Abduction | 0 | 0 |
| Total | 14 | 4 |

TIBRS Group B Arrests

| Offense | Adult | Juvenile |
|-----------------------|-----------|----------|
| Bad Checks | 0 | 0 |
| Curfew/Vagrancy | 0 | 0 |
| Disorderly Conduct | 0 | 0 |
| DUI | 28 | 0 |
| Drunkenness | 29 | 0 |
| Family-Non Violent | 0 | 0 |
| Liquor Law Violations | 6 | 0 |
| Peeping Tom | 0 | 0 |
| Runaway | 0 | 0 |
| Trespass | 0 | 0 |
| All Other Offenses | 3 | 0 |
| Total Group B | 66 | 0 |

| TIBRS Group A Offenses | Offenses | | Arrests | |
|------------------------------------|------------|-----------|-----------|----------|
| | Reported | Cleared | Adult | Juvenile |
| Crimes Against Persons | | | | |
| Murder | 0 | 0 | 0 | 0 |
| Negligent Manslaughter | 0 | 0 | 0 | 0 |
| Kidnaping/Abduction | 0 | 0 | 0 | 0 |
| Forcible Rape | 0 | 0 | 0 | 0 |
| Forcible Sodomy | 0 | 0 | 0 | 0 |
| Sexual Assault W/Object | 0 | 0 | 0 | 0 |
| Forcible Fondling | 0 | 0 | 0 | 0 |
| Incest | 0 | 0 | 0 | 0 |
| Statutory Rape | 0 | 0 | 0 | 0 |
| Aggravated Assault | 7 | 7 | 3 | 0 |
| Simple Assault | 11 | 5 | 2 | 0 |
| Intimidation | 5 | 2 | 1 | 0 |
| Stalking | 0 | 0 | 0 | 0 |
| Crimes Against Property | | | | |
| Arson | 0 | 0 | 0 | 0 |
| Bribery | 0 | 0 | 0 | 0 |
| Burglary | 4 | 1 | 0 | 2 |
| Counterfeiting/Forgery | 7 | 4 | 4 | 0 |
| Destruction/Damage/Vandalism | 11 | 3 | 0 | 2 |
| Embezzlement | 3 | 2 | 2 | 0 |
| Extortion/Blackmail | 0 | 0 | 0 | 0 |
| Fraud - False Pretenses | 7 | 2 | 0 | 0 |
| Fraud - Credit Card/ATM | 1 | 0 | 0 | 0 |
| Fraud - Impersonation | 2 | 2 | 2 | 0 |
| Fraud - Welfare | 0 | 0 | 0 | 0 |
| Fraud - Wire | 0 | 0 | 0 | 0 |
| Motor Vehicle Theft | 3 | 1 | 1 | 0 |
| Robbery | 2 | 1 | 1 | 0 |
| Stolen Property Offenses | 2 | 2 | 0 | 1 |
| Theft - Pocket-picking | 0 | 0 | 0 | 0 |
| Theft - Purse Snatching | 0 | 0 | 0 | 0 |
| Theft - Shoplifting | 4 | 2 | 2 | 0 |
| Theft From Building | 4 | 0 | 0 | 0 |
| Theft From Coin Machine | 1 | 0 | 0 | 0 |
| Theft From Motor Vehicle | 9 | 1 | 1 | 0 |
| Theft of Motor Vehicle Parts | 3 | 0 | 0 | 0 |
| Theft - All Other Larceny | 7 | 1 | 1 | 0 |
| Crimes Against Society | | | | |
| Drug/Narcotic Violations | 29 | 29 | 27 | 0 |
| Drug/Narcotic Equipment Violations | 17 | 17 | 4 | 0 |
| Gambling - Betting/Wagering | 0 | 0 | 0 | 0 |
| Gambling - Operating/Promoting | 0 | 0 | 0 | 0 |
| Gambling - Equipment Violations | 0 | 0 | 0 | 0 |
| Gambling - Sports Tampering | 0 | 0 | 0 | 0 |
| Pornography/Obscene Material | 0 | 0 | 0 | 0 |
| Prostitution | 0 | 0 | 0 | 0 |
| Prostitution Assisting/Promoting | 0 | 0 | 0 | 0 |
| Weapon Law Violations | 5 | 5 | 3 | 0 |
| Total Group A Offenses | 144 | 87 | 54 | 5 |



Ashland City Police Department - 2007

2006 Population Estimate 4,555

Offense Overview

Offense Total 803
 Number Cleared 502
 Percent Cleared 62.52 %

Group A Crimes per 100,000 population 17,629.0

Arrest Overview

Total Arrests 728
 Adult Arrests 678
 Juvenile Arrests 50
 Unknown Age 0

Arrests per 100,000 population 15,982.4

Average number offenses/incident 1.20

Domestic Violence Victims

| Offense | Total | Arrests |
|-------------------------|-----------|-----------|
| Murder | 0 | 0 |
| Aggravated Assault | 5 | 4 |
| Simple Assault | 63 | 45 |
| Intimidation | 17 | 3 |
| Stalking | 1 | 0 |
| Forcible Rape | 1 | 1 |
| Forcible Sodomy | 0 | 0 |
| Sexual Assault W/Object | 0 | 0 |
| Forcible Fondling | 1 | 0 |
| Incest | 0 | 0 |
| Statutory Rape | 0 | 0 |
| Kidnaping/Abduction | 0 | 0 |
| Total | 88 | 53 |

TIBRS Group B Arrests

| Offense | Adult | Juvenile |
|-----------------------|------------|----------|
| Bad Checks | 22 | 0 |
| Curfew/Vagrancy | 0 | 2 |
| Disorderly Conduct | 4 | 1 |
| DUI | 41 | 0 |
| Drunkenness | 35 | 0 |
| Family-Non Violent | 0 | 0 |
| Liquor Law Violations | 26 | 3 |
| Peeping Tom | 0 | 0 |
| Runaway | 0 | 0 |
| Trespass | 2 | 1 |
| All Other Offenses | 221 | 1 |
| Total Group B | 351 | 8 |

| TIBRS Group A Offenses | Offenses | | Arrests | |
|------------------------------------|------------|------------|------------|-----------|
| | Reported | Cleared | Adult | Juvenile |
| Crimes Against Persons | | | | |
| Murder | 0 | 0 | 0 | 0 |
| Negligent Manslaughter | 0 | 0 | 0 | 0 |
| Kidnaping/Abduction | 1 | 0 | 0 | 0 |
| Forcible Rape | 1 | 1 | 1 | 0 |
| Forcible Sodomy | 0 | 0 | 0 | 0 |
| Sexual Assault W/Object | 0 | 0 | 0 | 0 |
| Forcible Fondling | 4 | 2 | 2 | 0 |
| Incest | 0 | 0 | 0 | 0 |
| Statutory Rape | 1 | 1 | 0 | 0 |
| Aggravated Assault | 10 | 10 | 8 | 1 |
| Simple Assault | 109 | 87 | 53 | 6 |
| Intimidation | 54 | 31 | 4 | 0 |
| Stalking | 2 | 1 | 1 | 0 |
| Crimes Against Property | | | | |
| Arson | 2 | 2 | 1 | 0 |
| Bribery | 0 | 0 | 0 | 0 |
| Burglary | 40 | 6 | 4 | 3 |
| Counterfeiting/Forgery | 25 | 14 | 17 | 0 |
| Destruction/Damage/Vandalism | 81 | 15 | 6 | 3 |
| Embezzlement | 8 | 5 | 4 | 0 |
| Extortion/Blackmail | 0 | 0 | 0 | 0 |
| Fraud - False Pretenses | 6 | 3 | 2 | 0 |
| Fraud - Credit Card/ATM | 4 | 2 | 1 | 0 |
| Fraud - Impersonation | 8 | 5 | 5 | 0 |
| Fraud - Welfare | 0 | 0 | 0 | 0 |
| Fraud - Wire | 0 | 0 | 0 | 0 |
| Motor Vehicle Theft | 8 | 6 | 2 | 2 |
| Robbery | 0 | 0 | 0 | 0 |
| Stolen Property Offenses | 0 | 0 | 0 | 0 |
| Theft - Pocket-picking | 1 | 0 | 0 | 0 |
| Theft - Purse Snatching | 0 | 0 | 0 | 0 |
| Theft - Shoplifting | 60 | 53 | 47 | 13 |
| Theft From Building | 23 | 2 | 2 | 0 |
| Theft From Coin Machine | 2 | 0 | 0 | 0 |
| Theft From Motor Vehicle | 27 | 2 | 0 | 0 |
| Theft of Motor Vehicle Parts | 12 | 1 | 2 | 0 |
| Theft - All Other Larceny | 66 | 8 | 8 | 0 |
| Crimes Against Society | | | | |
| Drug/Narcotic Violations | 136 | 135 | 135 | 11 |
| Drug/Narcotic Equipment Violations | 99 | 98 | 17 | 3 |
| Gambling - Betting/Wagering | 0 | 0 | 0 | 0 |
| Gambling - Operating/Promoting | 0 | 0 | 0 | 0 |
| Gambling - Equipment Violations | 0 | 0 | 0 | 0 |
| Gambling - Sports Tampering | 0 | 0 | 0 | 0 |
| Pornography/Obscene Material | 0 | 0 | 0 | 0 |
| Prostitution | 0 | 0 | 0 | 0 |
| Prostitution Assisting/Promoting | 0 | 0 | 0 | 0 |
| Weapon Law Violations | 13 | 12 | 5 | 0 |
| Total Group A Offenses | 803 | 502 | 327 | 42 |



Athens Police Department - 2007

2006 Population Estimate 14,068

Offense Overview

Offense Total 3,031
 Number Cleared 800
 Percent Cleared 26.39 %
 Group A Crimes per 100,000 population 21,545.4

Arrest Overview

Total Arrests 799
 Adult Arrests 747
 Juvenile Arrests 52
 Unknown Age 0
 Arrests per 100,000 population 5,679.6
 Average number offenses/incident 1.17

Domestic Violence Victims

| Offense | Total | Arrests |
|-------------------------|------------|-----------|
| Murder | 0 | 0 |
| Aggravated Assault | 37 | 16 |
| Simple Assault | 306 | 52 |
| Intimidation | 27 | 1 |
| Stalking | 1 | 0 |
| Forcible Rape | 6 | 1 |
| Forcible Sodomy | 0 | 0 |
| Sexual Assault W/Object | 0 | 0 |
| Forcible Fondling | 6 | 1 |
| Incest | 0 | 0 |
| Statutory Rape | 2 | 1 |
| Kidnaping/Abduction | 1 | 1 |
| Total | 386 | 73 |

TIBRS Group B Arrests

| Offense | Adult | Juvenile |
|-----------------------|------------|-----------|
| Bad Checks | 2 | 0 |
| Curfew/Vagrancy | 0 | 4 |
| Disorderly Conduct | 13 | 0 |
| DUI | 78 | 0 |
| Drunkenness | 54 | 0 |
| Family-Non Violent | 0 | 0 |
| Liquor Law Violations | 27 | 8 |
| Peeping Tom | 0 | 0 |
| Runaway | 0 | 2 |
| Trespass | 6 | 2 |
| All Other Offenses | 34 | 3 |
| Total Group B | 214 | 19 |

| TIBRS Group A Offenses | Offenses | | Arrests | |
|------------------------------------|--------------|------------|------------|-----------|
| | Reported | Cleared | Adult | Juvenile |
| Crimes Against Persons | | | | |
| Murder | 1 | 1 | 1 | 0 |
| Negligent Manslaughter | 0 | 0 | 0 | 0 |
| Kidnaping/Abduction | 3 | 1 | 1 | 0 |
| Forcible Rape | 10 | 2 | 2 | 0 |
| Forcible Sodomy | 1 | 0 | 0 | 0 |
| Sexual Assault W/Object | 0 | 0 | 0 | 0 |
| Forcible Fondling | 11 | 3 | 2 | 1 |
| Incest | 0 | 0 | 0 | 0 |
| Statutory Rape | 3 | 1 | 1 | 0 |
| Aggravated Assault | 140 | 43 | 33 | 5 |
| Simple Assault | 523 | 103 | 70 | 4 |
| Intimidation | 117 | 6 | 4 | 2 |
| Stalking | 5 | 2 | 1 | 0 |
| Crimes Against Property | | | | |
| Arson | 1 | 0 | 0 | 0 |
| Bribery | 0 | 0 | 0 | 0 |
| Burglary | 266 | 30 | 24 | 0 |
| Counterfeiting/Forgery | 94 | 28 | 7 | 0 |
| Destruction/Damage/Vandalism | 274 | 23 | 7 | 0 |
| Embezzlement | 32 | 17 | 17 | 0 |
| Extortion/Blackmail | 0 | 0 | 0 | 0 |
| Fraud - False Pretenses | 196 | 58 | 19 | 1 |
| Fraud - Credit Card/ATM | 98 | 18 | 2 | 0 |
| Fraud - Impersonation | 11 | 8 | 6 | 1 |
| Fraud - Welfare | 0 | 0 | 0 | 0 |
| Fraud - Wire | 10 | 1 | 1 | 0 |
| Motor Vehicle Theft | 74 | 17 | 11 | 1 |
| Robbery | 30 | 11 | 8 | 0 |
| Stolen Property Offenses | 5 | 4 | 3 | 0 |
| Theft - Pocket-picking | 2 | 0 | 0 | 0 |
| Theft - Purse Snatching | 1 | 0 | 0 | 0 |
| Theft - Shoplifting | 200 | 93 | 86 | 12 |
| Theft From Building | 162 | 29 | 15 | 1 |
| Theft From Coin Machine | 8 | 0 | 0 | 0 |
| Theft From Motor Vehicle | 145 | 10 | 6 | 1 |
| Theft of Motor Vehicle Parts | 62 | 3 | 2 | 0 |
| Theft - All Other Larceny | 241 | 11 | 6 | 0 |
| Crimes Against Society | | | | |
| Drug/Narcotic Violations | 183 | 163 | 153 | 4 |
| Drug/Narcotic Equipment Violations | 105 | 98 | 34 | 0 |
| Gambling - Betting/Wagering | 0 | 0 | 0 | 0 |
| Gambling - Operating/Promoting | 0 | 0 | 0 | 0 |
| Gambling - Equipment Violations | 0 | 0 | 0 | 0 |
| Gambling - Sports Tampering | 0 | 0 | 0 | 0 |
| Pornography/Obscene Material | 0 | 0 | 0 | 0 |
| Prostitution | 0 | 0 | 0 | 0 |
| Prostitution Assisting/Promoting | 0 | 0 | 0 | 0 |
| Weapon Law Violations | 17 | 16 | 11 | 0 |
| Total Group A Offenses | 3,031 | 800 | 533 | 33 |



Atoka Police Department - 2007

2006 Population Estimate **6,298**

Offense Overview

Offense Total 450
 Number Cleared 234
 Percent Cleared 52.00 %

Group A Crimes per 100,000
 population 7,145.1

Arrest Overview

Total Arrests 310
 Adult Arrests 231
 Juvenile Arrests 79
 Unknown Age 0

Arrests per 100,000 population 4,922.2

Average number offenses/incident 1.07

Domestic Violence Victims

| Offense | Total | Arrests |
|-------------------------|-----------|-----------|
| Murder | 0 | 0 |
| Aggravated Assault | 7 | 7 |
| Simple Assault | 36 | 32 |
| Intimidation | 0 | 0 |
| Stalking | 0 | 0 |
| Forcible Rape | 0 | 0 |
| Forcible Sodomy | 0 | 0 |
| Sexual Assault W/Object | 0 | 0 |
| Forcible Fondling | 0 | 0 |
| Incest | 0 | 0 |
| Statutory Rape | 0 | 0 |
| Kidnaping/Abduction | 0 | 0 |
| Total | 43 | 39 |

TIBRS Group B Arrests

| Offense | Adult | Juvenile |
|-----------------------|-----------|-----------|
| Bad Checks | 2 | 0 |
| Curfew/Vagrancy | 0 | 13 |
| Disorderly Conduct | 3 | 2 |
| DUI | 23 | 0 |
| Drunkenness | 11 | 0 |
| Family-Non Violent | 0 | 0 |
| Liquor Law Violations | 22 | 7 |
| Peeping Tom | 0 | 0 |
| Runaway | 0 | 0 |
| Trespass | 1 | 0 |
| All Other Offenses | 5 | 14 |
| Total Group B | 67 | 36 |

| TIBRS Group A Offenses | Offenses | | Arrests | |
|------------------------------------|------------|------------|------------|-----------|
| | Reported | Cleared | Adult | Juvenile |
| Crimes Against Persons | | | | |
| Murder | 0 | 0 | 0 | 0 |
| Negligent Manslaughter | 0 | 0 | 0 | 0 |
| Kidnaping/Abduction | 0 | 0 | 0 | 0 |
| Forcible Rape | 0 | 0 | 0 | 0 |
| Forcible Sodomy | 0 | 0 | 0 | 0 |
| Sexual Assault W/Object | 0 | 0 | 0 | 0 |
| Forcible Fondling | 1 | 1 | 0 | 0 |
| Incest | 0 | 0 | 0 | 0 |
| Statutory Rape | 1 | 1 | 1 | 0 |
| Aggravated Assault | 15 | 13 | 10 | 2 |
| Simple Assault | 54 | 45 | 32 | 12 |
| Intimidation | 16 | 1 | 2 | 0 |
| Stalking | 0 | 0 | 0 | 0 |
| Crimes Against Property | | | | |
| Arson | 2 | 0 | 0 | 0 |
| Bribery | 0 | 0 | 0 | 0 |
| Burglary | 23 | 7 | 3 | 2 |
| Counterfeiting/Forgery | 7 | 3 | 3 | 0 |
| Destruction/Damage/Vandalism | 74 | 26 | 2 | 7 |
| Embezzlement | 0 | 0 | 0 | 0 |
| Extortion/Blackmail | 0 | 0 | 0 | 0 |
| Fraud - False Pretenses | 0 | 0 | 0 | 0 |
| Fraud - Credit Card/ATM | 6 | 0 | 0 | 0 |
| Fraud - Impersonation | 14 | 2 | 2 | 0 |
| Fraud - Welfare | 0 | 0 | 0 | 0 |
| Fraud - Wire | 0 | 0 | 0 | 0 |
| Motor Vehicle Theft | 4 | 1 | 0 | 1 |
| Robbery | 2 | 1 | 0 | 1 |
| Stolen Property Offenses | 0 | 0 | 0 | 0 |
| Theft - Pocket-picking | 0 | 0 | 0 | 0 |
| Theft - Purse Snatching | 0 | 0 | 0 | 0 |
| Theft - Shoplifting | 25 | 21 | 13 | 13 |
| Theft From Building | 2 | 1 | 0 | 0 |
| Theft From Coin Machine | 0 | 0 | 0 | 0 |
| Theft From Motor Vehicle | 10 | 0 | 0 | 0 |
| Theft of Motor Vehicle Parts | 9 | 0 | 0 | 0 |
| Theft - All Other Larceny | 100 | 28 | 29 | 2 |
| Crimes Against Society | | | | |
| Drug/Narcotic Violations | 55 | 55 | 53 | 2 |
| Drug/Narcotic Equipment Violations | 26 | 25 | 12 | 1 |
| Gambling - Betting/Wagering | 0 | 0 | 0 | 0 |
| Gambling - Operating/Promoting | 0 | 0 | 0 | 0 |
| Gambling - Equipment Violations | 0 | 0 | 0 | 0 |
| Gambling - Sports Tampering | 0 | 0 | 0 | 0 |
| Pornography/Obscene Material | 0 | 0 | 0 | 0 |
| Prostitution | 0 | 0 | 0 | 0 |
| Prostitution Assisting/Promoting | 0 | 0 | 0 | 0 |
| Weapon Law Violations | 4 | 3 | 2 | 0 |
| Total Group A Offenses | 450 | 234 | 164 | 43 |



Baileyton Police Department - 2007

2006 Population Estimate 501

Offense Overview

Offense Total 33
 Number Cleared 10
 Percent Cleared 30.30 %

Group A Crimes per 100,000 population 6,586.8

Arrest Overview

Total Arrests 14
 Adult Arrests 12
 Juvenile Arrests 2
 Unknown Age 0

Arrests per 100,000 population 2,794.4

Average number offenses/incident 1.06

Domestic Violence Victims

| Offense | Total | Arrests |
|-------------------------|----------|----------|
| Murder | 0 | 0 |
| Aggravated Assault | 0 | 0 |
| Simple Assault | 1 | 1 |
| Intimidation | 0 | 0 |
| Stalking | 0 | 0 |
| Forcible Rape | 0 | 0 |
| Forcible Sodomy | 0 | 0 |
| Sexual Assault W/Object | 0 | 0 |
| Forcible Fondling | 0 | 0 |
| Incest | 0 | 0 |
| Statutory Rape | 0 | 0 |
| Kidnaping/Abduction | 0 | 0 |
| Total | 1 | 1 |

TIBRS Group B Arrests

| Offense | Adult | Juvenile |
|-----------------------|----------|----------|
| Bad Checks | 0 | 0 |
| Curfew/Vagrancy | 0 | 0 |
| Disorderly Conduct | 0 | 0 |
| DUI | 4 | 0 |
| Drunkenness | 0 | 0 |
| Family-Non Violent | 0 | 0 |
| Liquor Law Violations | 1 | 1 |
| Peeping Tom | 0 | 0 |
| Runaway | 0 | 0 |
| Trespass | 0 | 0 |
| All Other Offenses | 0 | 0 |
| Total Group B | 5 | 1 |

| TIBRS Group A Offenses | Offenses | | Arrests | |
|------------------------------------|-----------|-----------|----------|----------|
| | Reported | Cleared | Adult | Juvenile |
| Crimes Against Persons | | | | |
| Murder | 0 | 0 | 0 | 0 |
| Negligent Manslaughter | 0 | 0 | 0 | 0 |
| Kidnaping/Abduction | 0 | 0 | 0 | 0 |
| Forcible Rape | 0 | 0 | 0 | 0 |
| Forcible Sodomy | 0 | 0 | 0 | 0 |
| Sexual Assault W/Object | 0 | 0 | 0 | 0 |
| Forcible Fondling | 0 | 0 | 0 | 0 |
| Incest | 0 | 0 | 0 | 0 |
| Statutory Rape | 1 | 0 | 0 | 0 |
| Aggravated Assault | 1 | 0 | 0 | 0 |
| Simple Assault | 2 | 1 | 1 | 0 |
| Intimidation | 1 | 0 | 0 | 0 |
| Stalking | 0 | 0 | 0 | 0 |
| Crimes Against Property | | | | |
| Arson | 0 | 0 | 0 | 0 |
| Bribery | 0 | 0 | 0 | 0 |
| Burglary | 3 | 1 | 1 | 0 |
| Counterfeiting/Forgery | 0 | 0 | 0 | 0 |
| Destruction/Damage/Vandalism | 4 | 0 | 0 | 0 |
| Embezzlement | 0 | 0 | 0 | 0 |
| Extortion/Blackmail | 0 | 0 | 0 | 0 |
| Fraud - False Pretenses | 0 | 0 | 0 | 0 |
| Fraud - Credit Card/ATM | 1 | 0 | 0 | 0 |
| Fraud - Impersonation | 1 | 1 | 1 | 0 |
| Fraud - Welfare | 0 | 0 | 0 | 0 |
| Fraud - Wire | 0 | 0 | 0 | 0 |
| Motor Vehicle Theft | 0 | 0 | 0 | 0 |
| Robbery | 2 | 1 | 1 | 0 |
| Stolen Property Offenses | 0 | 0 | 0 | 0 |
| Theft - Pocket-picking | 0 | 0 | 0 | 0 |
| Theft - Purse Snatching | 0 | 0 | 0 | 0 |
| Theft - Shoplifting | 3 | 2 | 1 | 0 |
| Theft From Building | 2 | 1 | 0 | 0 |
| Theft From Coin Machine | 0 | 0 | 0 | 0 |
| Theft From Motor Vehicle | 3 | 0 | 0 | 0 |
| Theft of Motor Vehicle Parts | 1 | 0 | 0 | 0 |
| Theft - All Other Larceny | 5 | 0 | 0 | 0 |
| Crimes Against Society | | | | |
| Drug/Narcotic Violations | 1 | 1 | 1 | 0 |
| Drug/Narcotic Equipment Violations | 1 | 1 | 0 | 1 |
| Gambling - Betting/Wagering | 0 | 0 | 0 | 0 |
| Gambling - Operating/Promoting | 0 | 0 | 0 | 0 |
| Gambling - Equipment Violations | 0 | 0 | 0 | 0 |
| Gambling - Sports Tampering | 0 | 0 | 0 | 0 |
| Pornography/Obscene Material | 0 | 0 | 0 | 0 |
| Prostitution | 0 | 0 | 0 | 0 |
| Prostitution Assisting/Promoting | 0 | 0 | 0 | 0 |
| Weapon Law Violations | 1 | 1 | 1 | 0 |
| Total Group A Offenses | 33 | 10 | 7 | 1 |



2006 Population Estimate **447**

Offense Overview

Offense Total 0
 Number Cleared 0
 Percent Cleared 0.00 %

Group A Crimes per 100,000
 population 0.0

Arrest Overview

Total Arrests 0
 Adult Arrests 0
 Juvenile Arrests 0
 Unknown Age 0

Arrests per 100,000 population 0.0

Average number offenses/incident 0.00

Domestic Violence Victims

| Offense | Total | Arrests |
|-------------------------|----------|----------|
| Murder | 0 | 0 |
| Aggravated Assault | 0 | 0 |
| Simple Assault | 0 | 0 |
| Intimidation | 0 | 0 |
| Stalking | 0 | 0 |
| Forcible Rape | 0 | 0 |
| Forcible Sodomy | 0 | 0 |
| Sexual Assault W/Object | 0 | 0 |
| Forcible Fondling | 0 | 0 |
| Incest | 0 | 0 |
| Statutory Rape | 0 | 0 |
| Kidnaping/Abduction | 0 | 0 |
| Total | 0 | 0 |

TIBRS Group B Arrests

| Offense | Adult | Juvenile |
|-----------------------|----------|----------|
| Bad Checks | 0 | 0 |
| Curfew/Vagrancy | 0 | 0 |
| Disorderly Conduct | 0 | 0 |
| DUI | 0 | 0 |
| Drunkenness | 0 | 0 |
| Family-Non Violent | 0 | 0 |
| Liquor Law Violations | 0 | 0 |
| Peeping Tom | 0 | 0 |
| Runaway | 0 | 0 |
| Trespass | 0 | 0 |
| All Other Offenses | 0 | 0 |
| Total Group B | 0 | 0 |

| TIBRS Group A Offenses | Offenses | | Arrests | |
|------------------------------------|----------|----------|----------|----------|
| | Reported | Cleared | Adult | Juvenile |
| Crimes Against Persons | | | | |
| Murder | 0 | 0 | 0 | 0 |
| Negligent Manslaughter | 0 | 0 | 0 | 0 |
| Kidnaping/Abduction | 0 | 0 | 0 | 0 |
| Forcible Rape | 0 | 0 | 0 | 0 |
| Forcible Sodomy | 0 | 0 | 0 | 0 |
| Sexual Assault W/Object | 0 | 0 | 0 | 0 |
| Forcible Fondling | 0 | 0 | 0 | 0 |
| Incest | 0 | 0 | 0 | 0 |
| Statutory Rape | 0 | 0 | 0 | 0 |
| Aggravated Assault | 0 | 0 | 0 | 0 |
| Simple Assault | 0 | 0 | 0 | 0 |
| Intimidation | 0 | 0 | 0 | 0 |
| Stalking | 0 | 0 | 0 | 0 |
| Crimes Against Property | | | | |
| Arson | 0 | 0 | 0 | 0 |
| Bribery | 0 | 0 | 0 | 0 |
| Burglary | 0 | 0 | 0 | 0 |
| Counterfeiting/Forgery | 0 | 0 | 0 | 0 |
| Destruction/Damage/Vandalism | 0 | 0 | 0 | 0 |
| Embezzlement | 0 | 0 | 0 | 0 |
| Extortion/Blackmail | 0 | 0 | 0 | 0 |
| Fraud - False Pretenses | 0 | 0 | 0 | 0 |
| Fraud - Credit Card/ATM | 0 | 0 | 0 | 0 |
| Fraud - Impersonation | 0 | 0 | 0 | 0 |
| Fraud - Welfare | 0 | 0 | 0 | 0 |
| Fraud - Wire | 0 | 0 | 0 | 0 |
| Motor Vehicle Theft | 0 | 0 | 0 | 0 |
| Robbery | 0 | 0 | 0 | 0 |
| Stolen Property Offenses | 0 | 0 | 0 | 0 |
| Theft - Pocket-picking | 0 | 0 | 0 | 0 |
| Theft - Purse Snatching | 0 | 0 | 0 | 0 |
| Theft - Shoplifting | 0 | 0 | 0 | 0 |
| Theft From Building | 0 | 0 | 0 | 0 |
| Theft From Coin Machine | 0 | 0 | 0 | 0 |
| Theft From Motor Vehicle | 0 | 0 | 0 | 0 |
| Theft of Motor Vehicle Parts | 0 | 0 | 0 | 0 |
| Theft - All Other Larceny | 0 | 0 | 0 | 0 |
| Crimes Against Society | | | | |
| Drug/Narcotic Violations | 0 | 0 | 0 | 0 |
| Drug/Narcotic Equipment Violations | 0 | 0 | 0 | 0 |
| Gambling - Betting/Wagering | 0 | 0 | 0 | 0 |
| Gambling - Operating/Promoting | 0 | 0 | 0 | 0 |
| Gambling - Equipment Violations | 0 | 0 | 0 | 0 |
| Gambling - Sports Tampering | 0 | 0 | 0 | 0 |
| Pornography/Obscene Material | 0 | 0 | 0 | 0 |
| Prostitution | 0 | 0 | 0 | 0 |
| Prostitution Assisting/Promoting | 0 | 0 | 0 | 0 |
| Weapon Law Violations | 0 | 0 | 0 | 0 |
| Total Group A Offenses | 0 | 0 | 0 | 0 |



2006 Population Estimate **46,932**

Offense Overview

Offense Total 3,197
 Number Cleared 1,143
 Percent Cleared 35.75 %

Group A Crimes per 100,000
 population 6,812.0

Arrest Overview

Total Arrests 2,532
 Adult Arrests 2,229
 Juvenile Arrests 303
 Unknown Age 0

Arrests per 100,000 population 5,395.0

Average number offenses/incident 1.15

Domestic Violence Victims

| Offense | Total | Arrests |
|-------------------------|------------|------------|
| Murder | 1 | 1 |
| Aggravated Assault | 54 | 29 |
| Simple Assault | 226 | 90 |
| Intimidation | 133 | 10 |
| Stalking | 1 | 0 |
| Forcible Rape | 1 | 1 |
| Forcible Sodomy | 0 | 0 |
| Sexual Assault W/Object | 2 | 1 |
| Forcible Fondling | 2 | 1 |
| Incest | 0 | 0 |
| Statutory Rape | 0 | 0 |
| Kidnaping/Abduction | 3 | 0 |
| Total | 423 | 133 |

TIBRS Group B Arrests

| Offense | Adult | Juvenile |
|-----------------------|--------------|-----------|
| Bad Checks | 2 | 0 |
| Curfew/Vagrancy | 1 | 6 |
| Disorderly Conduct | 6 | 17 |
| DUI | 113 | 0 |
| Drunkenness | 74 | 4 |
| Family-Non Violent | 0 | 0 |
| Liquor Law Violations | 54 | 9 |
| Peeping Tom | 0 | 0 |
| Runaway | 0 | 15 |
| Trespass | 6 | 7 |
| All Other Offenses | 1,142 | 9 |
| Total Group B | 1,398 | 67 |

| TIBRS Group A Offenses | Offenses | | Arrests | |
|------------------------------------|--------------|--------------|------------|------------|
| | Reported | Cleared | Adult | Juvenile |
| Crimes Against Persons | | | | |
| Murder | 2 | 2 | 1 | 0 |
| Negligent Manslaughter | 0 | 0 | 0 | 0 |
| Kidnaping/Abduction | 5 | 3 | 2 | 0 |
| Forcible Rape | 7 | 3 | 3 | 0 |
| Forcible Sodomy | 0 | 0 | 0 | 0 |
| Sexual Assault W/Object | 3 | 1 | 0 | 1 |
| Forcible Fondling | 11 | 5 | 3 | 3 |
| Incest | 0 | 0 | 0 | 0 |
| Statutory Rape | 1 | 0 | 0 | 0 |
| Aggravated Assault | 119 | 79 | 43 | 8 |
| Simple Assault | 364 | 153 | 90 | 47 |
| Intimidation | 366 | 29 | 20 | 6 |
| Stalking | 7 | 1 | 1 | 0 |
| Crimes Against Property | | | | |
| Arson | 3 | 2 | 0 | 4 |
| Bribery | 0 | 0 | 0 | 0 |
| Burglary | 213 | 18 | 11 | 14 |
| Counterfeiting/Forgery | 61 | 14 | 17 | 1 |
| Destruction/Damage/Vandalism | 331 | 35 | 16 | 24 |
| Embezzlement | 40 | 16 | 10 | 1 |
| Extortion/Blackmail | 2 | 1 | 1 | 0 |
| Fraud - False Pretenses | 64 | 25 | 20 | 0 |
| Fraud - Credit Card/ATM | 25 | 4 | 4 | 0 |
| Fraud - Impersonation | 64 | 17 | 12 | 0 |
| Fraud - Welfare | 0 | 0 | 0 | 0 |
| Fraud - Wire | 1 | 0 | 0 | 0 |
| Motor Vehicle Theft | 67 | 8 | 5 | 1 |
| Robbery | 23 | 4 | 8 | 5 |
| Stolen Property Offenses | 8 | 8 | 6 | 1 |
| Theft - Pocket-picking | 2 | 0 | 0 | 0 |
| Theft - Purse Snatching | 2 | 0 | 0 | 0 |
| Theft - Shoplifting | 190 | 127 | 119 | 32 |
| Theft From Building | 156 | 28 | 21 | 9 |
| Theft From Coin Machine | 2 | 1 | 1 | 0 |
| Theft From Motor Vehicle | 250 | 8 | 7 | 2 |
| Theft of Motor Vehicle Parts | 51 | 1 | 0 | 1 |
| Theft - All Other Larceny | 215 | 23 | 19 | 5 |
| Crimes Against Society | | | | |
| Drug/Narcotic Violations | 337 | 328 | 318 | 59 |
| Drug/Narcotic Equipment Violations | 160 | 155 | 38 | 7 |
| Gambling - Betting/Wagering | 0 | 0 | 0 | 0 |
| Gambling - Operating/Promoting | 0 | 0 | 0 | 0 |
| Gambling - Equipment Violations | 0 | 0 | 0 | 0 |
| Gambling - Sports Tampering | 0 | 0 | 0 | 0 |
| Pornography/Obscene Material | 0 | 0 | 0 | 0 |
| Prostitution | 0 | 0 | 0 | 0 |
| Prostitution Assisting/Promoting | 0 | 0 | 0 | 0 |
| Weapon Law Violations | 45 | 44 | 35 | 5 |
| Total Group A Offenses | 3,197 | 1,143 | 831 | 236 |



Baxter Police Department - 2007

2006 Population Estimate 1,356

Offense Overview

Offense Total 77
 Number Cleared 31
 Percent Cleared 40.26 %

Group A Crimes per 100,000 population 5,678.5

Arrest Overview

Total Arrests 53
 Adult Arrests 51
 Juvenile Arrests 2
 Unknown Age 0

Arrests per 100,000 population 3,908.6

Average number offenses/incident 1.04

Domestic Violence Victims

| Offense | Total | Arrests |
|-------------------------|-----------|-----------|
| Murder | 0 | 0 |
| Aggravated Assault | 0 | 0 |
| Simple Assault | 16 | 13 |
| Intimidation | 0 | 0 |
| Stalking | 0 | 0 |
| Forcible Rape | 0 | 0 |
| Forcible Sodomy | 0 | 0 |
| Sexual Assault W/Object | 0 | 0 |
| Forcible Fondling | 0 | 0 |
| Incest | 0 | 0 |
| Statutory Rape | 0 | 0 |
| Kidnaping/Abduction | 0 | 0 |
| Total | 16 | 13 |

TIBRS Group B Arrests

| Offense | Adult | Juvenile |
|-----------------------|-----------|----------|
| Bad Checks | 0 | 0 |
| Curfew/Vagrancy | 0 | 0 |
| Disorderly Conduct | 0 | 0 |
| DUI | 9 | 0 |
| Drunkenness | 9 | 0 |
| Family-Non Violent | 2 | 0 |
| Liquor Law Violations | 0 | 0 |
| Peeping Tom | 0 | 0 |
| Runaway | 0 | 0 |
| Trespass | 0 | 0 |
| All Other Offenses | 3 | 0 |
| Total Group B | 23 | 0 |

| TIBRS Group A Offenses | Offenses | | Arrests | |
|------------------------------------|-----------|-----------|-----------|----------|
| | Reported | Cleared | Adult | Juvenile |
| Crimes Against Persons | | | | |
| Murder | 0 | 0 | 0 | 0 |
| Negligent Manslaughter | 0 | 0 | 0 | 0 |
| Kidnaping/Abduction | 0 | 0 | 0 | 0 |
| Forcible Rape | 0 | 0 | 0 | 0 |
| Forcible Sodomy | 0 | 0 | 0 | 0 |
| Sexual Assault W/Object | 0 | 0 | 0 | 0 |
| Forcible Fondling | 0 | 0 | 0 | 0 |
| Incest | 0 | 0 | 0 | 0 |
| Statutory Rape | 0 | 0 | 0 | 0 |
| Aggravated Assault | 2 | 1 | 1 | 0 |
| Simple Assault | 26 | 15 | 13 | 0 |
| Intimidation | 1 | 0 | 0 | 0 |
| Stalking | 1 | 1 | 1 | 0 |
| Crimes Against Property | | | | |
| Arson | 0 | 0 | 0 | 0 |
| Bribery | 0 | 0 | 0 | 0 |
| Burglary | 6 | 0 | 0 | 0 |
| Counterfeiting/Forgery | 1 | 0 | 0 | 0 |
| Destruction/Damage/Vandalism | 10 | 0 | 0 | 0 |
| Embezzlement | 0 | 0 | 0 | 0 |
| Extortion/Blackmail | 0 | 0 | 0 | 0 |
| Fraud - False Pretenses | 0 | 0 | 0 | 0 |
| Fraud - Credit Card/ATM | 0 | 0 | 0 | 0 |
| Fraud - Impersonation | 0 | 0 | 0 | 0 |
| Fraud - Welfare | 0 | 0 | 0 | 0 |
| Fraud - Wire | 0 | 0 | 0 | 0 |
| Motor Vehicle Theft | 1 | 1 | 0 | 0 |
| Robbery | 0 | 0 | 0 | 0 |
| Stolen Property Offenses | 0 | 0 | 0 | 0 |
| Theft - Pocket-picking | 0 | 0 | 0 | 0 |
| Theft - Purse Snatching | 0 | 0 | 0 | 0 |
| Theft - Shoplifting | 1 | 1 | 1 | 0 |
| Theft From Building | 6 | 1 | 0 | 2 |
| Theft From Coin Machine | 1 | 0 | 0 | 0 |
| Theft From Motor Vehicle | 4 | 0 | 0 | 0 |
| Theft of Motor Vehicle Parts | 2 | 0 | 0 | 0 |
| Theft - All Other Larceny | 5 | 2 | 2 | 0 |
| Crimes Against Society | | | | |
| Drug/Narcotic Violations | 6 | 6 | 7 | 0 |
| Drug/Narcotic Equipment Violations | 2 | 2 | 2 | 0 |
| Gambling - Betting/Wagering | 0 | 0 | 0 | 0 |
| Gambling - Operating/Promoting | 0 | 0 | 0 | 0 |
| Gambling - Equipment Violations | 0 | 0 | 0 | 0 |
| Gambling - Sports Tampering | 0 | 0 | 0 | 0 |
| Pornography/Obscene Material | 0 | 0 | 0 | 0 |
| Prostitution | 0 | 0 | 0 | 0 |
| Prostitution Assisting/Promoting | 0 | 0 | 0 | 0 |
| Weapon Law Violations | 2 | 1 | 1 | 0 |
| Total Group A Offenses | 77 | 31 | 28 | 2 |



Bean Station Police Department - 2007

2006 Population Estimate **3,014**

Offense Overview

Offense Total 450
 Number Cleared 203
 Percent Cleared 45.11 %

Group A Crimes per 100,000
 population 14,930.3

Arrest Overview

Total Arrests 218
 Adult Arrests 212
 Juvenile Arrests 6
 Unknown Age 0

Arrests per 100,000 population 7,232.9

Average number offenses/incident 1.18

Domestic Violence Victims

| Offense | Total | Arrests |
|-------------------------|-----------|-----------|
| Murder | 0 | 0 |
| Aggravated Assault | 9 | 4 |
| Simple Assault | 33 | 15 |
| Intimidation | 18 | 7 |
| Stalking | 1 | 0 |
| Forcible Rape | 3 | 1 |
| Forcible Sodomy | 0 | 0 |
| Sexual Assault W/Object | 0 | 0 |
| Forcible Fondling | 1 | 1 |
| Incest | 0 | 0 |
| Statutory Rape | 0 | 0 |
| Kidnaping/Abduction | 0 | 0 |
| Total | 65 | 28 |

TIBRS Group B Arrests

| Offense | Adult | Juvenile |
|-----------------------|-----------|----------|
| Bad Checks | 1 | 0 |
| Curfew/Vagrancy | 0 | 0 |
| Disorderly Conduct | 1 | 1 |
| DUI | 19 | 0 |
| Drunkenness | 31 | 0 |
| Family-Non Violent | 1 | 0 |
| Liquor Law Violations | 0 | 0 |
| Peeping Tom | 0 | 0 |
| Runaway | 0 | 0 |
| Trespass | 1 | 0 |
| All Other Offenses | 11 | 0 |
| Total Group B | 65 | 1 |

| TIBRS Group A Offenses | Offenses | | Arrests | |
|------------------------------------|------------|------------|------------|----------|
| | Reported | Cleared | Adult | Juvenile |
| Crimes Against Persons | | | | |
| Murder | 1 | 0 | 0 | 0 |
| Negligent Manslaughter | 0 | 0 | 0 | 0 |
| Kidnaping/Abduction | 0 | 0 | 0 | 0 |
| Forcible Rape | 3 | 3 | 0 | 1 |
| Forcible Sodomy | 0 | 0 | 0 | 0 |
| Sexual Assault W/Object | 0 | 0 | 0 | 0 |
| Forcible Fondling | 1 | 1 | 1 | 0 |
| Incest | 0 | 0 | 0 | 0 |
| Statutory Rape | 0 | 0 | 0 | 0 |
| Aggravated Assault | 15 | 7 | 5 | 1 |
| Simple Assault | 49 | 20 | 17 | 1 |
| Intimidation | 31 | 9 | 7 | 0 |
| Stalking | 1 | 0 | 0 | 0 |
| Crimes Against Property | | | | |
| Arson | 1 | 0 | 0 | 0 |
| Bribery | 0 | 0 | 0 | 0 |
| Burglary | 46 | 10 | 11 | 0 |
| Counterfeiting/Forgery | 10 | 4 | 4 | 0 |
| Destruction/Damage/Vandalism | 37 | 1 | 1 | 0 |
| Embezzlement | 0 | 0 | 0 | 0 |
| Extortion/Blackmail | 0 | 0 | 0 | 0 |
| Fraud - False Pretenses | 5 | 1 | 0 | 0 |
| Fraud - Credit Card/ATM | 3 | 0 | 0 | 0 |
| Fraud - Impersonation | 4 | 1 | 1 | 0 |
| Fraud - Welfare | 0 | 0 | 0 | 0 |
| Fraud - Wire | 0 | 0 | 0 | 0 |
| Motor Vehicle Theft | 8 | 2 | 0 | 0 |
| Robbery | 1 | 1 | 2 | 0 |
| Stolen Property Offenses | 1 | 1 | 2 | 0 |
| Theft - Pocket-picking | 1 | 1 | 0 | 0 |
| Theft - Purse Snatching | 2 | 0 | 0 | 0 |
| Theft - Shoplifting | 3 | 2 | 2 | 0 |
| Theft From Building | 4 | 2 | 2 | 0 |
| Theft From Coin Machine | 1 | 0 | 0 | 0 |
| Theft From Motor Vehicle | 13 | 0 | 0 | 0 |
| Theft of Motor Vehicle Parts | 16 | 0 | 0 | 0 |
| Theft - All Other Larceny | 66 | 10 | 8 | 0 |
| Crimes Against Society | | | | |
| Drug/Narcotic Violations | 70 | 70 | 69 | 0 |
| Drug/Narcotic Equipment Violations | 48 | 48 | 11 | 1 |
| Gambling - Betting/Wagering | 0 | 0 | 0 | 0 |
| Gambling - Operating/Promoting | 0 | 0 | 0 | 0 |
| Gambling - Equipment Violations | 0 | 0 | 0 | 0 |
| Gambling - Sports Tampering | 0 | 0 | 0 | 0 |
| Pornography/Obscene Material | 0 | 0 | 0 | 0 |
| Prostitution | 0 | 0 | 0 | 0 |
| Prostitution Assisting/Promoting | 0 | 0 | 0 | 0 |
| Weapon Law Violations | 9 | 9 | 4 | 1 |
| Total Group A Offenses | 450 | 203 | 147 | 5 |



2006 Population Estimate **3,141**

Offense Overview

Offense Total 70
 Number Cleared 17
 Percent Cleared 24.29 %

Group A Crimes per 100,000
 population 2,228.6

Arrest Overview

Total Arrests 55
 Adult Arrests 33
 Juvenile Arrests 22
 Unknown Age 0

Arrests per 100,000 population 1,751.0

Average number offenses/incident 1.09

Domestic Violence Victims

| Offense | Total | Arrests |
|-------------------------|----------|----------|
| Murder | 0 | 0 |
| Aggravated Assault | 1 | 1 |
| Simple Assault | 0 | 0 |
| Intimidation | 0 | 0 |
| Stalking | 0 | 0 |
| Forcible Rape | 0 | 0 |
| Forcible Sodomy | 0 | 0 |
| Sexual Assault W/Object | 0 | 0 |
| Forcible Fondling | 0 | 0 |
| Incest | 0 | 0 |
| Statutory Rape | 0 | 0 |
| Kidnaping/Abduction | 0 | 0 |
| Total | 1 | 1 |

TIBRS Group B Arrests

| Offense | Adult | Juvenile |
|-----------------------|-----------|-----------|
| Bad Checks | 0 | 0 |
| Curfew/Vagrancy | 0 | 13 |
| Disorderly Conduct | 1 | 0 |
| DUI | 4 | 1 |
| Drunkenness | 1 | 0 |
| Family-Non Violent | 0 | 0 |
| Liquor Law Violations | 10 | 7 |
| Peeping Tom | 0 | 0 |
| Runaway | 0 | 0 |
| Trespass | 0 | 0 |
| All Other Offenses | 4 | 1 |
| Total Group B | 20 | 22 |

| TIBRS Group A Offenses | Offenses | | Arrests | |
|------------------------------------|-----------|-----------|-----------|----------|
| | Reported | Cleared | Adult | Juvenile |
| Crimes Against Persons | | | | |
| Murder | 0 | 0 | 0 | 0 |
| Negligent Manslaughter | 0 | 0 | 0 | 0 |
| Kidnaping/Abduction | 0 | 0 | 0 | 0 |
| Forcible Rape | 0 | 0 | 0 | 0 |
| Forcible Sodomy | 0 | 0 | 0 | 0 |
| Sexual Assault W/Object | 0 | 0 | 0 | 0 |
| Forcible Fondling | 0 | 0 | 0 | 0 |
| Incest | 0 | 0 | 0 | 0 |
| Statutory Rape | 0 | 0 | 0 | 0 |
| Aggravated Assault | 1 | 1 | 1 | 0 |
| Simple Assault | 2 | 0 | 0 | 0 |
| Intimidation | 1 | 0 | 0 | 0 |
| Stalking | 0 | 0 | 0 | 0 |
| Crimes Against Property | | | | |
| Arson | 0 | 0 | 0 | 0 |
| Bribery | 0 | 0 | 0 | 0 |
| Burglary | 17 | 0 | 0 | 0 |
| Counterfeiting/Forgery | 0 | 0 | 0 | 0 |
| Destruction/Damage/Vandalism | 14 | 0 | 0 | 0 |
| Embezzlement | 0 | 0 | 0 | 0 |
| Extortion/Blackmail | 0 | 0 | 0 | 0 |
| Fraud - False Pretenses | 0 | 0 | 0 | 0 |
| Fraud - Credit Card/ATM | 0 | 0 | 0 | 0 |
| Fraud - Impersonation | 2 | 2 | 2 | 0 |
| Fraud - Welfare | 0 | 0 | 0 | 0 |
| Fraud - Wire | 0 | 0 | 0 | 0 |
| Motor Vehicle Theft | 1 | 1 | 0 | 0 |
| Robbery | 0 | 0 | 0 | 0 |
| Stolen Property Offenses | 0 | 0 | 0 | 0 |
| Theft - Pocket-picking | 0 | 0 | 0 | 0 |
| Theft - Purse Snatching | 1 | 0 | 0 | 0 |
| Theft - Shoplifting | 0 | 0 | 0 | 0 |
| Theft From Building | 6 | 0 | 0 | 0 |
| Theft From Coin Machine | 0 | 0 | 0 | 0 |
| Theft From Motor Vehicle | 7 | 0 | 0 | 0 |
| Theft of Motor Vehicle Parts | 0 | 0 | 0 | 0 |
| Theft - All Other Larceny | 5 | 0 | 0 | 0 |
| Crimes Against Society | | | | |
| Drug/Narcotic Violations | 9 | 9 | 8 | 0 |
| Drug/Narcotic Equipment Violations | 4 | 4 | 2 | 0 |
| Gambling - Betting/Wagering | 0 | 0 | 0 | 0 |
| Gambling - Operating/Promoting | 0 | 0 | 0 | 0 |
| Gambling - Equipment Violations | 0 | 0 | 0 | 0 |
| Gambling - Sports Tampering | 0 | 0 | 0 | 0 |
| Pornography/Obscene Material | 0 | 0 | 0 | 0 |
| Prostitution | 0 | 0 | 0 | 0 |
| Prostitution Assisting/Promoting | 0 | 0 | 0 | 0 |
| Weapon Law Violations | 0 | 0 | 0 | 0 |
| Total Group A Offenses | 70 | 17 | 13 | 0 |



Bells Police Department - 2007

2006 Population Estimate 2,281

Offense Overview

Offense Total 198
Number Cleared 63
Percent Cleared 31.82 %

Group A Crimes per 100,000 population 8,680.4

Arrest Overview

Total Arrests 77
Adult Arrests 61
Juvenile Arrests 16
Unknown Age 0

Arrests per 100,000 population 3,375.7

Average number offenses/incident 1.07

Domestic Violence Victims

| Offense | Total | Arrests |
|-------------------------|-----------|-----------|
| Murder | 0 | 0 |
| Aggravated Assault | 4 | 4 |
| Simple Assault | 9 | 9 |
| Intimidation | 1 | 1 |
| Stalking | 1 | 1 |
| Forcible Rape | 0 | 0 |
| Forcible Sodomy | 0 | 0 |
| Sexual Assault W/Object | 0 | 0 |
| Forcible Fondling | 0 | 0 |
| Incest | 0 | 0 |
| Statutory Rape | 0 | 0 |
| Kidnaping/Abduction | 0 | 0 |
| Total | 15 | 15 |

TIBRS Group B Arrests

| Offense | Adult | Juvenile |
|-----------------------|-----------|----------|
| Bad Checks | 0 | 0 |
| Curfew/Vagrancy | 0 | 1 |
| Disorderly Conduct | 2 | 0 |
| DUI | 1 | 0 |
| Drunkenness | 5 | 0 |
| Family-Non Violent | 0 | 0 |
| Liquor Law Violations | 0 | 1 |
| Peeping Tom | 0 | 0 |
| Runaway | 0 | 3 |
| Trespass | 0 | 0 |
| All Other Offenses | 8 | 0 |
| Total Group B | 16 | 5 |

| TIBRS Group A Offenses | Offenses | | Arrests | |
|------------------------------------|------------|-----------|-----------|-----------|
| | Reported | Cleared | Adult | Juvenile |
| Crimes Against Persons | | | | |
| Murder | 0 | 0 | 0 | 0 |
| Negligent Manslaughter | 0 | 0 | 0 | 0 |
| Kidnaping/Abduction | 3 | 0 | 0 | 0 |
| Forcible Rape | 0 | 0 | 0 | 0 |
| Forcible Sodomy | 0 | 0 | 0 | 0 |
| Sexual Assault W/Object | 0 | 0 | 0 | 0 |
| Forcible Fondling | 5 | 5 | 3 | 0 |
| Incest | 0 | 0 | 0 | 0 |
| Statutory Rape | 0 | 0 | 0 | 0 |
| Aggravated Assault | 11 | 6 | 4 | 2 |
| Simple Assault | 36 | 23 | 17 | 2 |
| Intimidation | 9 | 1 | 1 | 0 |
| Stalking | 2 | 1 | 1 | 0 |
| Crimes Against Property | | | | |
| Arson | 2 | 1 | 0 | 1 |
| Bribery | 0 | 0 | 0 | 0 |
| Burglary | 33 | 3 | 2 | 0 |
| Counterfeiting/Forgery | 6 | 4 | 5 | 0 |
| Destruction/Damage/Vandalism | 29 | 4 | 0 | 3 |
| Embezzlement | 7 | 6 | 7 | 0 |
| Extortion/Blackmail | 0 | 0 | 0 | 0 |
| Fraud - False Pretenses | 1 | 0 | 0 | 0 |
| Fraud - Credit Card/ATM | 0 | 0 | 0 | 0 |
| Fraud - Impersonation | 2 | 0 | 0 | 0 |
| Fraud - Welfare | 0 | 0 | 0 | 0 |
| Fraud - Wire | 1 | 0 | 0 | 0 |
| Motor Vehicle Theft | 3 | 0 | 0 | 0 |
| Robbery | 1 | 1 | 1 | 0 |
| Stolen Property Offenses | 0 | 0 | 0 | 0 |
| Theft - Pocket-picking | 1 | 0 | 0 | 0 |
| Theft - Purse Snatching | 0 | 0 | 0 | 0 |
| Theft - Shoplifting | 3 | 3 | 2 | 0 |
| Theft From Building | 7 | 2 | 1 | 0 |
| Theft From Coin Machine | 0 | 0 | 0 | 0 |
| Theft From Motor Vehicle | 6 | 0 | 0 | 0 |
| Theft of Motor Vehicle Parts | 13 | 1 | 0 | 1 |
| Theft - All Other Larceny | 17 | 2 | 1 | 2 |
| Crimes Against Society | | | | |
| Drug/Narcotic Violations | 0 | 0 | 0 | 0 |
| Drug/Narcotic Equipment Violations | 0 | 0 | 0 | 0 |
| Gambling - Betting/Wagering | 0 | 0 | 0 | 0 |
| Gambling - Operating/Promoting | 0 | 0 | 0 | 0 |
| Gambling - Equipment Violations | 0 | 0 | 0 | 0 |
| Gambling - Sports Tampering | 0 | 0 | 0 | 0 |
| Pornography/Obscene Material | 0 | 0 | 0 | 0 |
| Prostitution | 0 | 0 | 0 | 0 |
| Prostitution Assisting/Promoting | 0 | 0 | 0 | 0 |
| Weapon Law Violations | 0 | 0 | 0 | 0 |
| Total Group A Offenses | 198 | 63 | 45 | 11 |



Benton Police Department - 2007

2006 Population Estimate 1,087

Offense Overview

Offense Total 247
 Number Cleared 195
 Percent Cleared 78.95 %

Group A Crimes per 100,000 population 22,723.1

Arrest Overview

Total Arrests 239
 Adult Arrests 208
 Juvenile Arrests 31
 Unknown Age 0

Arrests per 100,000 population 21,987.1

Average number offenses/incident 1.36

Domestic Violence Victims

| Offense | Total | Arrests |
|-------------------------|-----------|----------|
| Murder | 0 | 0 |
| Aggravated Assault | 2 | 0 |
| Simple Assault | 7 | 8 |
| Intimidation | 2 | 0 |
| Stalking | 0 | 0 |
| Forcible Rape | 0 | 0 |
| Forcible Sodomy | 0 | 0 |
| Sexual Assault W/Object | 0 | 0 |
| Forcible Fondling | 0 | 0 |
| Incest | 0 | 0 |
| Statutory Rape | 0 | 0 |
| Kidnaping/Abduction | 0 | 0 |
| Total | 11 | 8 |

TIBRS Group B Arrests

| Offense | Adult | Juvenile |
|-----------------------|-----------|-----------|
| Bad Checks | 0 | 0 |
| Curfew/Vagrancy | 0 | 0 |
| Disorderly Conduct | 3 | 0 |
| DUI | 19 | 0 |
| Drunkenness | 4 | 0 |
| Family-Non Violent | 0 | 0 |
| Liquor Law Violations | 38 | 5 |
| Peeping Tom | 0 | 0 |
| Runaway | 0 | 0 |
| Trespass | 0 | 0 |
| All Other Offenses | 1 | 5 |
| Total Group B | 65 | 10 |

| TIBRS Group A Offenses | Offenses | | Arrests | |
|------------------------------------|------------|------------|------------|-----------|
| | Reported | Cleared | Adult | Juvenile |
| Crimes Against Persons | | | | |
| Murder | 0 | 0 | 0 | 0 |
| Negligent Manslaughter | 0 | 0 | 0 | 0 |
| Kidnaping/Abduction | 0 | 0 | 0 | 0 |
| Forcible Rape | 0 | 0 | 0 | 0 |
| Forcible Sodomy | 0 | 0 | 0 | 0 |
| Sexual Assault W/Object | 0 | 0 | 0 | 0 |
| Forcible Fondling | 0 | 0 | 0 | 0 |
| Incest | 0 | 0 | 0 | 0 |
| Statutory Rape | 0 | 0 | 0 | 0 |
| Aggravated Assault | 7 | 2 | 1 | 1 |
| Simple Assault | 24 | 21 | 18 | 5 |
| Intimidation | 15 | 5 | 3 | 2 |
| Stalking | 0 | 0 | 0 | 0 |
| Crimes Against Property | | | | |
| Arson | 1 | 1 | 2 | 0 |
| Bribery | 0 | 0 | 0 | 0 |
| Burglary | 8 | 2 | 3 | 0 |
| Counterfeiting/Forgery | 3 | 2 | 2 | 0 |
| Destruction/Damage/Vandalism | 10 | 2 | 2 | 0 |
| Embezzlement | 1 | 1 | 1 | 0 |
| Extortion/Blackmail | 0 | 0 | 0 | 0 |
| Fraud - False Pretenses | 4 | 3 | 2 | 0 |
| Fraud - Credit Card/ATM | 2 | 0 | 0 | 0 |
| Fraud - Impersonation | 0 | 0 | 0 | 0 |
| Fraud - Welfare | 0 | 0 | 0 | 0 |
| Fraud - Wire | 0 | 0 | 0 | 0 |
| Motor Vehicle Theft | 2 | 1 | 2 | 0 |
| Robbery | 1 | 0 | 0 | 0 |
| Stolen Property Offenses | 0 | 0 | 0 | 0 |
| Theft - Pocket-picking | 0 | 0 | 0 | 0 |
| Theft - Purse Snatching | 0 | 0 | 0 | 0 |
| Theft - Shoplifting | 16 | 15 | 13 | 7 |
| Theft From Building | 2 | 2 | 1 | 1 |
| Theft From Coin Machine | 0 | 0 | 0 | 0 |
| Theft From Motor Vehicle | 2 | 0 | 0 | 0 |
| Theft of Motor Vehicle Parts | 0 | 0 | 0 | 0 |
| Theft - All Other Larceny | 17 | 6 | 2 | 1 |
| Crimes Against Society | | | | |
| Drug/Narcotic Violations | 79 | 79 | 80 | 4 |
| Drug/Narcotic Equipment Violations | 45 | 45 | 9 | 0 |
| Gambling - Betting/Wagering | 0 | 0 | 0 | 0 |
| Gambling - Operating/Promoting | 0 | 0 | 0 | 0 |
| Gambling - Equipment Violations | 0 | 0 | 0 | 0 |
| Gambling - Sports Tampering | 0 | 0 | 0 | 0 |
| Pornography/Obscene Material | 0 | 0 | 0 | 0 |
| Prostitution | 0 | 0 | 0 | 0 |
| Prostitution Assisting/Promoting | 0 | 0 | 0 | 0 |
| Weapon Law Violations | 8 | 8 | 2 | 0 |
| Total Group A Offenses | 247 | 195 | 143 | 21 |



Berry Hill Police Department - 2007

2006 Population Estimate N/A

Offense Overview

Offense Total 198
Number Cleared 38
Percent Cleared 19.19 %

Group A Crimes per 100,000 population N/A

Arrest Overview

Total Arrests 61
Adult Arrests 55
Juvenile Arrests 6
Unknown Age 0

Arrests per 100,000 population N/A

Average number offenses/incident 1.06

Domestic Violence Victims

| Offense | Total | Arrests |
|-------------------------|-----------|----------|
| Murder | 0 | 0 |
| Aggravated Assault | 0 | 0 |
| Simple Assault | 11 | 4 |
| Intimidation | 2 | 0 |
| Stalking | 1 | 0 |
| Forcible Rape | 0 | 0 |
| Forcible Sodomy | 0 | 0 |
| Sexual Assault W/Object | 0 | 0 |
| Forcible Fondling | 0 | 0 |
| Incest | 0 | 0 |
| Statutory Rape | 0 | 0 |
| Kidnaping/Abduction | 0 | 0 |
| Total | 14 | 4 |

TIBRS Group B Arrests

| Offense | Adult | Juvenile |
|-----------------------|-----------|----------|
| Bad Checks | 0 | 0 |
| Curfew/Vagrancy | 0 | 0 |
| Disorderly Conduct | 1 | 1 |
| DUI | 21 | 0 |
| Drunkenness | 2 | 0 |
| Family-Non Violent | 0 | 0 |
| Liquor Law Violations | 1 | 0 |
| Peeping Tom | 0 | 0 |
| Runaway | 0 | 1 |
| Trespass | 1 | 0 |
| All Other Offenses | 4 | 2 |
| Total Group B | 30 | 4 |

| TIBRS Group A Offenses | Offenses | | Arrests | |
|------------------------------------|------------|-----------|-----------|----------|
| | Reported | Cleared | Adult | Juvenile |
| Crimes Against Persons | | | | |
| Murder | 0 | 0 | 0 | 0 |
| Negligent Manslaughter | 0 | 0 | 0 | 0 |
| Kidnaping/Abduction | 0 | 0 | 0 | 0 |
| Forcible Rape | 0 | 0 | 0 | 0 |
| Forcible Sodomy | 0 | 0 | 0 | 0 |
| Sexual Assault W/Object | 0 | 0 | 0 | 0 |
| Forcible Fondling | 0 | 0 | 0 | 0 |
| Incest | 0 | 0 | 0 | 0 |
| Statutory Rape | 0 | 0 | 0 | 0 |
| Aggravated Assault | 2 | 0 | 0 | 0 |
| Simple Assault | 20 | 9 | 5 | 0 |
| Intimidation | 8 | 1 | 0 | 0 |
| Stalking | 2 | 1 | 0 | 0 |
| Crimes Against Property | | | | |
| Arson | 0 | 0 | 0 | 0 |
| Bribery | 0 | 0 | 0 | 0 |
| Burglary | 16 | 2 | 2 | 0 |
| Counterfeiting/Forgery | 4 | 0 | 0 | 0 |
| Destruction/Damage/Vandalism | 11 | 0 | 0 | 0 |
| Embezzlement | 8 | 1 | 0 | 0 |
| Extortion/Blackmail | 0 | 0 | 0 | 0 |
| Fraud - False Pretenses | 8 | 1 | 1 | 0 |
| Fraud - Credit Card/ATM | 2 | 0 | 0 | 0 |
| Fraud - Impersonation | 1 | 0 | 0 | 0 |
| Fraud - Welfare | 0 | 0 | 0 | 0 |
| Fraud - Wire | 0 | 0 | 0 | 0 |
| Motor Vehicle Theft | 5 | 0 | 0 | 0 |
| Robbery | 8 | 1 | 0 | 0 |
| Stolen Property Offenses | 1 | 0 | 0 | 0 |
| Theft - Pocket-picking | 0 | 0 | 0 | 0 |
| Theft - Purse Snatching | 1 | 0 | 0 | 0 |
| Theft - Shoplifting | 40 | 12 | 10 | 1 |
| Theft From Building | 8 | 1 | 1 | 0 |
| Theft From Coin Machine | 0 | 0 | 0 | 0 |
| Theft From Motor Vehicle | 11 | 0 | 0 | 0 |
| Theft of Motor Vehicle Parts | 6 | 0 | 0 | 0 |
| Theft - All Other Larceny | 18 | 1 | 1 | 0 |
| Crimes Against Society | | | | |
| Drug/Narcotic Violations | 9 | 3 | 2 | 1 |
| Drug/Narcotic Equipment Violations | 8 | 4 | 2 | 0 |
| Gambling - Betting/Wagering | 0 | 0 | 0 | 0 |
| Gambling - Operating/Promoting | 0 | 0 | 0 | 0 |
| Gambling - Equipment Violations | 0 | 0 | 0 | 0 |
| Gambling - Sports Tampering | 0 | 0 | 0 | 0 |
| Pornography/Obscene Material | 0 | 0 | 0 | 0 |
| Prostitution | 0 | 0 | 0 | 0 |
| Prostitution Assisting/Promoting | 0 | 0 | 0 | 0 |
| Weapon Law Violations | 1 | 1 | 1 | 0 |
| Total Group A Offenses | 198 | 38 | 25 | 2 |



Bethel Springs Police Department - 2007

2006 Population Estimate **783**

Offense Overview

Offense Total 14
 Number Cleared 3
 Percent Cleared 21.43 %

Group A Crimes per 100,000 population 1,788.0

Arrest Overview

Total Arrests 5
 Adult Arrests 5
 Juvenile Arrests 0
 Unknown Age 0

Arrests per 100,000 population 638.6

Average number offenses/incident 1.08

Domestic Violence Victims

| Offense | Total | Arrests |
|-------------------------|----------|----------|
| Murder | 0 | 0 |
| Aggravated Assault | 1 | 1 |
| Simple Assault | 2 | 1 |
| Intimidation | 0 | 0 |
| Stalking | 0 | 0 |
| Forcible Rape | 0 | 0 |
| Forcible Sodomy | 0 | 0 |
| Sexual Assault W/Object | 0 | 0 |
| Forcible Fondling | 0 | 0 |
| Incest | 0 | 0 |
| Statutory Rape | 0 | 0 |
| Kidnaping/Abduction | 0 | 0 |
| Total | 3 | 2 |

TIBRS Group B Arrests

| Offense | Adult | Juvenile |
|-----------------------|----------|----------|
| Bad Checks | 0 | 0 |
| Curfew/Vagrancy | 0 | 0 |
| Disorderly Conduct | 0 | 0 |
| DUI | 0 | 0 |
| Drunkenness | 0 | 0 |
| Family-Non Violent | 1 | 0 |
| Liquor Law Violations | 0 | 0 |
| Peeping Tom | 0 | 0 |
| Runaway | 0 | 0 |
| Trespass | 0 | 0 |
| All Other Offenses | 0 | 0 |
| Total Group B | 1 | 0 |

| TIBRS Group A Offenses | Offenses | | Arrests | |
|------------------------------------|-----------|----------|----------|----------|
| | Reported | Cleared | Adult | Juvenile |
| Crimes Against Persons | | | | |
| Murder | 0 | 0 | 0 | 0 |
| Negligent Manslaughter | 0 | 0 | 0 | 0 |
| Kidnaping/Abduction | 0 | 0 | 0 | 0 |
| Forcible Rape | 0 | 0 | 0 | 0 |
| Forcible Sodomy | 0 | 0 | 0 | 0 |
| Sexual Assault W/Object | 0 | 0 | 0 | 0 |
| Forcible Fondling | 0 | 0 | 0 | 0 |
| Incest | 0 | 0 | 0 | 0 |
| Statutory Rape | 0 | 0 | 0 | 0 |
| Aggravated Assault | 1 | 1 | 1 | 0 |
| Simple Assault | 2 | 1 | 1 | 0 |
| Intimidation | 2 | 0 | 0 | 0 |
| Stalking | 0 | 0 | 0 | 0 |
| Crimes Against Property | | | | |
| Arson | 0 | 0 | 0 | 0 |
| Bribery | 0 | 0 | 0 | 0 |
| Burglary | 3 | 1 | 2 | 0 |
| Counterfeiting/Forgery | 0 | 0 | 0 | 0 |
| Destruction/Damage/Vandalism | 1 | 0 | 0 | 0 |
| Embezzlement | 0 | 0 | 0 | 0 |
| Extortion/Blackmail | 0 | 0 | 0 | 0 |
| Fraud - False Pretenses | 1 | 0 | 0 | 0 |
| Fraud - Credit Card/ATM | 0 | 0 | 0 | 0 |
| Fraud - Impersonation | 0 | 0 | 0 | 0 |
| Fraud - Welfare | 0 | 0 | 0 | 0 |
| Fraud - Wire | 0 | 0 | 0 | 0 |
| Motor Vehicle Theft | 0 | 0 | 0 | 0 |
| Robbery | 0 | 0 | 0 | 0 |
| Stolen Property Offenses | 0 | 0 | 0 | 0 |
| Theft - Pocket-picking | 0 | 0 | 0 | 0 |
| Theft - Purse Snatching | 0 | 0 | 0 | 0 |
| Theft - Shoplifting | 0 | 0 | 0 | 0 |
| Theft From Building | 1 | 0 | 0 | 0 |
| Theft From Coin Machine | 0 | 0 | 0 | 0 |
| Theft From Motor Vehicle | 2 | 0 | 0 | 0 |
| Theft of Motor Vehicle Parts | 0 | 0 | 0 | 0 |
| Theft - All Other Larceny | 1 | 0 | 0 | 0 |
| Crimes Against Society | | | | |
| Drug/Narcotic Violations | 0 | 0 | 0 | 0 |
| Drug/Narcotic Equipment Violations | 0 | 0 | 0 | 0 |
| Gambling - Betting/Wagering | 0 | 0 | 0 | 0 |
| Gambling - Operating/Promoting | 0 | 0 | 0 | 0 |
| Gambling - Equipment Violations | 0 | 0 | 0 | 0 |
| Gambling - Sports Tampering | 0 | 0 | 0 | 0 |
| Pornography/Obscene Material | 0 | 0 | 0 | 0 |
| Prostitution | 0 | 0 | 0 | 0 |
| Prostitution Assisting/Promoting | 0 | 0 | 0 | 0 |
| Weapon Law Violations | 0 | 0 | 0 | 0 |
| Total Group A Offenses | 14 | 3 | 4 | 0 |



Big Sandy Police Department - 2007

| | |
|----------------------------------|------|
| Average number offenses/incident | 1.35 |
|----------------------------------|------|

| TIBRS Group B Arrests | | |
|-----------------------|----------|----------|
| Offense | Adult | Juvenile |
| Bad Checks | 0 | 0 |
| Curfew/Vagrancy | 0 | 0 |
| Disorderly Conduct | 0 | 0 |
| DUI | 3 | 0 |
| Drunkenness | 2 | 0 |
| Family-Non Violent | 0 | 0 |
| Liquor Law Violations | 2 | 1 |
| Peeping Tom | 0 | 0 |
| Runaway | 0 | 0 |
| Trespass | 1 | 0 |
| All Other Offenses | 1 | 0 |
| Total Group B | 9 | 1 |



2006 Population Estimate **1,730**

Offense Overview

Offense Total 73
 Number Cleared 22
 Percent Cleared 30.14 %

Group A Crimes per 100,000
 population 4,219.7

Arrest Overview

Total Arrests 35
 Adult Arrests 35
 Juvenile Arrests 0
 Unknown Age 0

Arrests per 100,000 population 2,023.1

Average number offenses/incident 1.18

Domestic Violence Victims

| Offense | Total | Arrests |
|-------------------------|----------|----------|
| Murder | 0 | 0 |
| Aggravated Assault | 0 | 0 |
| Simple Assault | 6 | 3 |
| Intimidation | 1 | 0 |
| Stalking | 0 | 0 |
| Forcible Rape | 0 | 0 |
| Forcible Sodomy | 0 | 0 |
| Sexual Assault W/Object | 0 | 0 |
| Forcible Fondling | 0 | 0 |
| Incest | 0 | 0 |
| Statutory Rape | 0 | 0 |
| Kidnaping/Abduction | 0 | 0 |
| Total | 7 | 3 |

TIBRS Group B Arrests

| Offense | Adult | Juvenile |
|-----------------------|-----------|----------|
| Bad Checks | 0 | 0 |
| Curfew/Vagrancy | 0 | 0 |
| Disorderly Conduct | 1 | 0 |
| DUI | 2 | 0 |
| Drunkenness | 4 | 0 |
| Family-Non Violent | 0 | 0 |
| Liquor Law Violations | 0 | 0 |
| Peeping Tom | 0 | 0 |
| Runaway | 0 | 0 |
| Trespass | 0 | 0 |
| All Other Offenses | 6 | 0 |
| Total Group B | 13 | 0 |

| TIBRS Group A Offenses | Offenses | | Arrests | |
|------------------------------------|-----------|-----------|-----------|----------|
| | Reported | Cleared | Adult | Juvenile |
| Crimes Against Persons | | | | |
| Murder | 0 | 0 | 0 | 0 |
| Negligent Manslaughter | 0 | 0 | 0 | 0 |
| Kidnaping/Abduction | 0 | 0 | 0 | 0 |
| Forcible Rape | 0 | 0 | 0 | 0 |
| Forcible Sodomy | 0 | 0 | 0 | 0 |
| Sexual Assault W/Object | 0 | 0 | 0 | 0 |
| Forcible Fondling | 0 | 0 | 0 | 0 |
| Incest | 0 | 0 | 0 | 0 |
| Statutory Rape | 0 | 0 | 0 | 0 |
| Aggravated Assault | 2 | 2 | 1 | 0 |
| Simple Assault | 9 | 5 | 6 | 0 |
| Intimidation | 4 | 0 | 0 | 0 |
| Stalking | 0 | 0 | 0 | 0 |
| Crimes Against Property | | | | |
| Arson | 0 | 0 | 0 | 0 |
| Bribery | 0 | 0 | 0 | 0 |
| Burglary | 7 | 1 | 2 | 0 |
| Counterfeiting/Forgery | 3 | 0 | 0 | 0 |
| Destruction/Damage/Vandalism | 6 | 2 | 1 | 0 |
| Embezzlement | 0 | 0 | 0 | 0 |
| Extortion/Blackmail | 0 | 0 | 0 | 0 |
| Fraud - False Pretenses | 0 | 0 | 0 | 0 |
| Fraud - Credit Card/ATM | 1 | 0 | 0 | 0 |
| Fraud - Impersonation | 1 | 0 | 0 | 0 |
| Fraud - Welfare | 0 | 0 | 0 | 0 |
| Fraud - Wire | 0 | 0 | 0 | 0 |
| Motor Vehicle Theft | 6 | 2 | 3 | 0 |
| Robbery | 1 | 0 | 0 | 0 |
| Stolen Property Offenses | 0 | 0 | 0 | 0 |
| Theft - Pocket-picking | 0 | 0 | 0 | 0 |
| Theft - Purse Snatching | 1 | 0 | 0 | 0 |
| Theft - Shoplifting | 0 | 0 | 0 | 0 |
| Theft From Building | 11 | 2 | 1 | 0 |
| Theft From Coin Machine | 1 | 0 | 0 | 0 |
| Theft From Motor Vehicle | 3 | 0 | 0 | 0 |
| Theft of Motor Vehicle Parts | 1 | 0 | 0 | 0 |
| Theft - All Other Larceny | 8 | 0 | 0 | 0 |
| Crimes Against Society | | | | |
| Drug/Narcotic Violations | 4 | 4 | 5 | 0 |
| Drug/Narcotic Equipment Violations | 3 | 3 | 2 | 0 |
| Gambling - Betting/Wagering | 0 | 0 | 0 | 0 |
| Gambling - Operating/Promoting | 0 | 0 | 0 | 0 |
| Gambling - Equipment Violations | 0 | 0 | 0 | 0 |
| Gambling - Sports Tampering | 0 | 0 | 0 | 0 |
| Pornography/Obscene Material | 0 | 0 | 0 | 0 |
| Prostitution | 0 | 0 | 0 | 0 |
| Prostitution Assisting/Promoting | 0 | 0 | 0 | 0 |
| Weapon Law Violations | 1 | 1 | 1 | 0 |
| Total Group A Offenses | 73 | 22 | 22 | 0 |



Bluff City Police Department - 2007

2006 Population Estimate 1,620

Offense Overview

Offense Total 201
Number Cleared 127
Percent Cleared 63.18 %

Group A Crimes per 100,000 population 12,407.4

Arrest Overview

Total Arrests 226
Adult Arrests 222
Juvenile Arrests 4
Unknown Age 0

Arrests per 100,000 population 13,950.6

Average number offenses/incident 1.10

Domestic Violence Victims

| Offense | Total | Arrests |
|-------------------------|-----------|-----------|
| Murder | 0 | 0 |
| Aggravated Assault | 0 | 0 |
| Simple Assault | 14 | 13 |
| Intimidation | 1 | 1 |
| Stalking | 0 | 0 |
| Forcible Rape | 0 | 0 |
| Forcible Sodomy | 0 | 0 |
| Sexual Assault W/Object | 0 | 0 |
| Forcible Fondling | 0 | 0 |
| Incest | 0 | 0 |
| Statutory Rape | 0 | 0 |
| Kidnaping/Abduction | 0 | 0 |
| Total | 15 | 14 |

TIBRS Group B Arrests

| Offense | Adult | Juvenile |
|-----------------------|------------|----------|
| Bad Checks | 0 | 0 |
| Curfew/Vagrancy | 0 | 0 |
| Disorderly Conduct | 5 | 0 |
| DUI | 36 | 0 |
| Drunkenness | 15 | 0 |
| Family-Non Violent | 0 | 0 |
| Liquor Law Violations | 3 | 1 |
| Peeping Tom | 0 | 0 |
| Runaway | 0 | 0 |
| Trespass | 2 | 0 |
| All Other Offenses | 52 | 0 |
| Total Group B | 113 | 1 |

| TIBRS Group A Offenses | Offenses | | Arrests | |
|------------------------------------|------------|------------|------------|----------|
| | Reported | Cleared | Adult | Juvenile |
| Crimes Against Persons | | | | |
| Murder | 0 | 0 | 0 | 0 |
| Negligent Manslaughter | 0 | 0 | 0 | 0 |
| Kidnaping/Abduction | 0 | 0 | 0 | 0 |
| Forcible Rape | 0 | 0 | 0 | 0 |
| Forcible Sodomy | 0 | 0 | 0 | 0 |
| Sexual Assault W/Object | 0 | 0 | 0 | 0 |
| Forcible Fondling | 0 | 0 | 0 | 0 |
| Incest | 0 | 0 | 0 | 0 |
| Statutory Rape | 0 | 0 | 0 | 0 |
| Aggravated Assault | 8 | 8 | 6 | 0 |
| Simple Assault | 31 | 23 | 19 | 3 |
| Intimidation | 5 | 2 | 2 | 0 |
| Stalking | 0 | 0 | 0 | 0 |
| Crimes Against Property | | | | |
| Arson | 0 | 0 | 0 | 0 |
| Bribery | 0 | 0 | 0 | 0 |
| Burglary | 10 | 3 | 3 | 0 |
| Counterfeiting/Forgery | 6 | 3 | 3 | 0 |
| Destruction/Damage/Vandalism | 22 | 3 | 2 | 0 |
| Embezzlement | 0 | 0 | 0 | 0 |
| Extortion/Blackmail | 0 | 0 | 0 | 0 |
| Fraud - False Pretenses | 0 | 0 | 0 | 0 |
| Fraud - Credit Card/ATM | 0 | 0 | 0 | 0 |
| Fraud - Impersonation | 9 | 7 | 7 | 0 |
| Fraud - Welfare | 0 | 0 | 0 | 0 |
| Fraud - Wire | 0 | 0 | 0 | 0 |
| Motor Vehicle Theft | 3 | 0 | 0 | 0 |
| Robbery | 1 | 1 | 1 | 0 |
| Stolen Property Offenses | 0 | 0 | 0 | 0 |
| Theft - Pocket-picking | 0 | 0 | 0 | 0 |
| Theft - Purse Snatching | 0 | 0 | 0 | 0 |
| Theft - Shoplifting | 15 | 14 | 16 | 0 |
| Theft From Building | 9 | 1 | 0 | 0 |
| Theft From Coin Machine | 0 | 0 | 0 | 0 |
| Theft From Motor Vehicle | 4 | 0 | 0 | 0 |
| Theft of Motor Vehicle Parts | 1 | 0 | 0 | 0 |
| Theft - All Other Larceny | 18 | 3 | 1 | 0 |
| Crimes Against Society | | | | |
| Drug/Narcotic Violations | 39 | 39 | 36 | 0 |
| Drug/Narcotic Equipment Violations | 18 | 18 | 11 | 0 |
| Gambling - Betting/Wagering | 0 | 0 | 0 | 0 |
| Gambling - Operating/Promoting | 0 | 0 | 0 | 0 |
| Gambling - Equipment Violations | 0 | 0 | 0 | 0 |
| Gambling - Sports Tampering | 0 | 0 | 0 | 0 |
| Pornography/Obscene Material | 0 | 0 | 0 | 0 |
| Prostitution | 0 | 0 | 0 | 0 |
| Prostitution Assisting/Promoting | 0 | 0 | 0 | 0 |
| Weapon Law Violations | 2 | 2 | 2 | 0 |
| Total Group A Offenses | 201 | 127 | 109 | 3 |



2006 Population Estimate **5,639**

Offense Overview

Offense Total 120
 Number Cleared 45
 Percent Cleared 37.50 %

Group A Crimes per 100,000
 population 2,128.0

Arrest Overview

Total Arrests 55
 Adult Arrests 48
 Juvenile Arrests 7
 Unknown Age 0

Arrests per 100,000 population 975.4

Average number offenses/incident 1.15

Domestic Violence Victims

| Offense | Total | Arrests |
|-------------------------|-----------|----------|
| Murder | 0 | 0 |
| Aggravated Assault | 3 | 1 |
| Simple Assault | 5 | 1 |
| Intimidation | 2 | 1 |
| Stalking | 0 | 0 |
| Forcible Rape | 1 | 1 |
| Forcible Sodomy | 0 | 0 |
| Sexual Assault W/Object | 0 | 0 |
| Forcible Fondling | 0 | 0 |
| Incest | 0 | 0 |
| Statutory Rape | 0 | 0 |
| Kidnaping/Abduction | 0 | 0 |
| Total | 11 | 4 |

TIBRS Group B Arrests

| Offense | Adult | Juvenile |
|-----------------------|-----------|----------|
| Bad Checks | 0 | 0 |
| Curfew/Vagrancy | 0 | 0 |
| Disorderly Conduct | 1 | 2 |
| DUI | 2 | 0 |
| Drunkenness | 1 | 0 |
| Family-Non Violent | 1 | 0 |
| Liquor Law Violations | 1 | 0 |
| Peeping Tom | 0 | 0 |
| Runaway | 0 | 0 |
| Trespass | 1 | 0 |
| All Other Offenses | 4 | 0 |
| Total Group B | 11 | 2 |

| TIBRS Group A Offenses | Offenses | | Arrests | |
|------------------------------------|------------|-----------|-----------|----------|
| | Reported | Cleared | Adult | Juvenile |
| Crimes Against Persons | | | | |
| Murder | 0 | 0 | 0 | 0 |
| Negligent Manslaughter | 0 | 0 | 0 | 0 |
| Kidnaping/Abduction | 0 | 0 | 0 | 0 |
| Forcible Rape | 1 | 1 | 1 | 0 |
| Forcible Sodomy | 0 | 0 | 0 | 0 |
| Sexual Assault W/Object | 0 | 0 | 0 | 0 |
| Forcible Fondling | 0 | 0 | 0 | 0 |
| Incest | 0 | 0 | 0 | 0 |
| Statutory Rape | 0 | 0 | 0 | 0 |
| Aggravated Assault | 5 | 2 | 2 | 0 |
| Simple Assault | 18 | 11 | 11 | 1 |
| Intimidation | 3 | 2 | 1 | 0 |
| Stalking | 0 | 0 | 0 | 0 |
| Crimes Against Property | | | | |
| Arson | 0 | 0 | 0 | 0 |
| Bribery | 0 | 0 | 0 | 0 |
| Burglary | 15 | 1 | 0 | 0 |
| Counterfeiting/Forgery | 3 | 1 | 6 | 0 |
| Destruction/Damage/Vandalism | 17 | 6 | 2 | 0 |
| Embezzlement | 1 | 0 | 0 | 0 |
| Extortion/Blackmail | 0 | 0 | 0 | 0 |
| Fraud - False Pretenses | 5 | 1 | 0 | 0 |
| Fraud - Credit Card/ATM | 1 | 0 | 0 | 0 |
| Fraud - Impersonation | 0 | 0 | 0 | 0 |
| Fraud - Welfare | 0 | 0 | 0 | 0 |
| Fraud - Wire | 1 | 0 | 0 | 0 |
| Motor Vehicle Theft | 2 | 1 | 2 | 1 |
| Robbery | 0 | 0 | 0 | 0 |
| Stolen Property Offenses | 0 | 0 | 0 | 0 |
| Theft - Pocket-picking | 1 | 0 | 0 | 0 |
| Theft - Purse Snatching | 0 | 0 | 0 | 0 |
| Theft - Shoplifting | 7 | 2 | 1 | 0 |
| Theft From Building | 1 | 0 | 0 | 0 |
| Theft From Coin Machine | 0 | 0 | 0 | 0 |
| Theft From Motor Vehicle | 7 | 0 | 0 | 0 |
| Theft of Motor Vehicle Parts | 4 | 0 | 0 | 0 |
| Theft - All Other Larceny | 14 | 4 | 2 | 1 |
| Crimes Against Society | | | | |
| Drug/Narcotic Violations | 10 | 10 | 7 | 2 |
| Drug/Narcotic Equipment Violations | 2 | 2 | 1 | 0 |
| Gambling - Betting/Wagering | 0 | 0 | 0 | 0 |
| Gambling - Operating/Promoting | 0 | 0 | 0 | 0 |
| Gambling - Equipment Violations | 0 | 0 | 0 | 0 |
| Gambling - Sports Tampering | 0 | 0 | 0 | 0 |
| Pornography/Obscene Material | 0 | 0 | 0 | 0 |
| Prostitution | 0 | 0 | 0 | 0 |
| Prostitution Assisting/Promoting | 0 | 0 | 0 | 0 |
| Weapon Law Violations | 2 | 1 | 1 | 0 |
| Total Group A Offenses | 120 | 45 | 37 | 5 |



Bradford Police Department - 2007

2006 Population Estimate 1,069

Offense Overview

Offense Total 20
 Number Cleared 2
 Percent Cleared 10.00 %
 Group A Crimes per 100,000 population 1,870.9

Arrest Overview

Total Arrests 4
 Adult Arrests 2
 Juvenile Arrests 2
 Unknown Age 0
 Arrests per 100,000 population 374.2
 Average number offenses/incident 1.18

Domestic Violence Victims

| Offense | Total | Arrests |
|-------------------------|----------|----------|
| Murder | 0 | 0 |
| Aggravated Assault | 0 | 0 |
| Simple Assault | 2 | 0 |
| Intimidation | 0 | 0 |
| Stalking | 0 | 0 |
| Forcible Rape | 0 | 0 |
| Forcible Sodomy | 0 | 0 |
| Sexual Assault W/Object | 0 | 0 |
| Forcible Fondling | 0 | 0 |
| Incest | 0 | 0 |
| Statutory Rape | 0 | 0 |
| Kidnaping/Abduction | 2 | 0 |
| Total | 4 | 0 |

TIBRS Group B Arrests

| Offense | Adult | Juvenile |
|-----------------------|----------|----------|
| Bad Checks | 0 | 0 |
| Curfew/Vagrancy | 0 | 0 |
| Disorderly Conduct | 0 | 0 |
| DUI | 0 | 0 |
| Drunkenness | 0 | 0 |
| Family-Non Violent | 0 | 0 |
| Liquor Law Violations | 1 | 0 |
| Peeping Tom | 0 | 0 |
| Runaway | 0 | 1 |
| Trespass | 0 | 0 |
| All Other Offenses | 1 | 0 |
| Total Group B | 2 | 1 |

| TIBRS Group A Offenses | Offenses | | Arrests | |
|------------------------------------|-----------|----------|----------|----------|
| | Reported | Cleared | Adult | Juvenile |
| Crimes Against Persons | | | | |
| Murder | 0 | 0 | 0 | 0 |
| Negligent Manslaughter | 0 | 0 | 0 | 0 |
| Kidnaping/Abduction | 2 | 0 | 0 | 0 |
| Forcible Rape | 0 | 0 | 0 | 0 |
| Forcible Sodomy | 0 | 0 | 0 | 0 |
| Sexual Assault W/Object | 0 | 0 | 0 | 0 |
| Forcible Fondling | 0 | 0 | 0 | 0 |
| Incest | 0 | 0 | 0 | 0 |
| Statutory Rape | 0 | 0 | 0 | 0 |
| Aggravated Assault | 2 | 0 | 0 | 0 |
| Simple Assault | 5 | 1 | 0 | 0 |
| Intimidation | 0 | 0 | 0 | 0 |
| Stalking | 0 | 0 | 0 | 0 |
| Crimes Against Property | | | | |
| Arson | 0 | 0 | 0 | 0 |
| Bribery | 0 | 0 | 0 | 0 |
| Burglary | 0 | 0 | 0 | 0 |
| Counterfeiting/Forgery | 0 | 0 | 0 | 0 |
| Destruction/Damage/Vandalism | 4 | 0 | 0 | 0 |
| Embezzlement | 0 | 0 | 0 | 0 |
| Extortion/Blackmail | 0 | 0 | 0 | 0 |
| Fraud - False Pretenses | 0 | 0 | 0 | 0 |
| Fraud - Credit Card/ATM | 0 | 0 | 0 | 0 |
| Fraud - Impersonation | 0 | 0 | 0 | 0 |
| Fraud - Welfare | 0 | 0 | 0 | 0 |
| Fraud - Wire | 0 | 0 | 0 | 0 |
| Motor Vehicle Theft | 1 | 0 | 0 | 0 |
| Robbery | 0 | 0 | 0 | 0 |
| Stolen Property Offenses | 0 | 0 | 0 | 0 |
| Theft - Pocket-picking | 0 | 0 | 0 | 0 |
| Theft - Purse Snatching | 0 | 0 | 0 | 0 |
| Theft - Shoplifting | 1 | 0 | 0 | 0 |
| Theft From Building | 2 | 0 | 0 | 0 |
| Theft From Coin Machine | 0 | 0 | 0 | 0 |
| Theft From Motor Vehicle | 0 | 0 | 0 | 0 |
| Theft of Motor Vehicle Parts | 0 | 0 | 0 | 0 |
| Theft - All Other Larceny | 2 | 0 | 0 | 0 |
| Crimes Against Society | | | | |
| Drug/Narcotic Violations | 1 | 1 | 0 | 1 |
| Drug/Narcotic Equipment Violations | 0 | 0 | 0 | 0 |
| Gambling - Betting/Wagering | 0 | 0 | 0 | 0 |
| Gambling - Operating/Promoting | 0 | 0 | 0 | 0 |
| Gambling - Equipment Violations | 0 | 0 | 0 | 0 |
| Gambling - Sports Tampering | 0 | 0 | 0 | 0 |
| Pornography/Obscene Material | 0 | 0 | 0 | 0 |
| Prostitution | 0 | 0 | 0 | 0 |
| Prostitution Assisting/Promoting | 0 | 0 | 0 | 0 |
| Weapon Law Violations | 0 | 0 | 0 | 0 |
| Total Group A Offenses | 20 | 2 | 0 | 1 |



Brentwood Police Department - 2007

2006 Population Estimate **33,789**

Offense Overview

Offense Total 1,228

Number Cleared 469

Percent Cleared 38.19 %

Group A Crimes per 100,000 population 3,634.3

Arrest Overview

Total Arrests 606

Adult Arrests 489

Juvenile Arrests 117

Unknown Age 0

Arrests per 100,000 population 1,793.5

Average number offenses/incident 1.18

Domestic Violence Victims

| Offense | Total | Arrests |
|-------------------------|-----------|-----------|
| Murder | 0 | 0 |
| Aggravated Assault | 4 | 3 |
| Simple Assault | 41 | 17 |
| Intimidation | 5 | 2 |
| Stalking | 3 | 0 |
| Forcible Rape | 2 | 0 |
| Forcible Sodomy | 0 | 0 |
| Sexual Assault W/Object | 0 | 0 |
| Forcible Fondling | 0 | 0 |
| Incest | 0 | 0 |
| Statutory Rape | 0 | 0 |
| Kidnaping/Abduction | 0 | 0 |
| Total | 55 | 22 |

TIBRS Group B Arrests

| Offense | Adult | Juvenile |
|-----------------------|------------|-----------|
| Bad Checks | 0 | 0 |
| Curfew/Vagrancy | 0 | 11 |
| Disorderly Conduct | 2 | 2 |
| DUI | 147 | 5 |
| Drunkenness | 15 | 2 |
| Family-Non Violent | 0 | 0 |
| Liquor Law Violations | 36 | 25 |
| Peeping Tom | 0 | 0 |
| Runaway | 0 | 2 |
| Trespass | 1 | 1 |
| All Other Offenses | 25 | 20 |
| Total Group B | 226 | 68 |

| TIBRS Group A Offenses | Offenses | | Arrests | |
|------------------------------------|--------------|------------|------------|-----------|
| | Reported | Cleared | Adult | Juvenile |
| Crimes Against Persons | | | | |
| Murder | 0 | 0 | 0 | 0 |
| Negligent Manslaughter | 0 | 0 | 0 | 0 |
| Kidnaping/Abduction | 1 | 1 | 0 | 0 |
| Forcible Rape | 4 | 2 | 0 | 0 |
| Forcible Sodomy | 0 | 0 | 0 | 0 |
| Sexual Assault W/Object | 0 | 0 | 0 | 0 |
| Forcible Fondling | 8 | 2 | 2 | 0 |
| Incest | 0 | 0 | 0 | 0 |
| Statutory Rape | 0 | 0 | 0 | 0 |
| Aggravated Assault | 18 | 10 | 5 | 1 |
| Simple Assault | 87 | 53 | 21 | 6 |
| Intimidation | 42 | 14 | 5 | 0 |
| Stalking | 6 | 2 | 0 | 0 |
| Crimes Against Property | | | | |
| Arson | 1 | 1 | 1 | 0 |
| Bribery | 0 | 0 | 0 | 0 |
| Burglary | 82 | 3 | 3 | 0 |
| Counterfeiting/Forgery | 34 | 13 | 5 | 1 |
| Destruction/Damage/Vandalism | 146 | 10 | 3 | 0 |
| Embezzlement | 7 | 4 | 0 | 0 |
| Extortion/Blackmail | 0 | 0 | 0 | 0 |
| Fraud - False Pretenses | 34 | 10 | 5 | 0 |
| Fraud - Credit Card/ATM | 29 | 4 | 3 | 0 |
| Fraud - Impersonation | 10 | 6 | 2 | 0 |
| Fraud - Welfare | 0 | 0 | 0 | 0 |
| Fraud - Wire | 0 | 0 | 0 | 0 |
| Motor Vehicle Theft | 8 | 3 | 2 | 0 |
| Robbery | 5 | 0 | 0 | 0 |
| Stolen Property Offenses | 22 | 12 | 6 | 0 |
| Theft - Pocket-picking | 7 | 2 | 1 | 0 |
| Theft - Purse Snatching | 0 | 0 | 0 | 0 |
| Theft - Shoplifting | 47 | 29 | 32 | 10 |
| Theft From Building | 115 | 17 | 10 | 3 |
| Theft From Coin Machine | 0 | 0 | 0 | 0 |
| Theft From Motor Vehicle | 153 | 14 | 13 | 2 |
| Theft of Motor Vehicle Parts | 18 | 0 | 1 | 0 |
| Theft - All Other Larceny | 90 | 13 | 8 | 0 |
| Crimes Against Society | | | | |
| Drug/Narcotic Violations | 126 | 122 | 102 | 25 |
| Drug/Narcotic Equipment Violations | 105 | 104 | 22 | 1 |
| Gambling - Betting/Wagering | 0 | 0 | 0 | 0 |
| Gambling - Operating/Promoting | 0 | 0 | 0 | 0 |
| Gambling - Equipment Violations | 0 | 0 | 0 | 0 |
| Gambling - Sports Tampering | 0 | 0 | 0 | 0 |
| Pornography/Obscene Material | 4 | 1 | 1 | 0 |
| Prostitution | 8 | 8 | 7 | 0 |
| Prostitution Assisting/Promoting | 0 | 0 | 0 | 0 |
| Weapon Law Violations | 11 | 9 | 3 | 0 |
| Total Group A Offenses | 1,228 | 469 | 263 | 49 |



2006 Population Estimate **2,526**

Offense Overview

Offense Total 149
 Number Cleared 59
 Percent Cleared 39.60 %

Group A Crimes per 100,000
 population 5,898.7

Arrest Overview

Total Arrests 87
 Adult Arrests 61
 Juvenile Arrests 26
 Unknown Age 0

Arrests per 100,000 population 3,444.2

Average number offenses/incident 1.15

Domestic Violence Victims

| Offense | Total | Arrests |
|-------------------------|-----------|-----------|
| Murder | 0 | 0 |
| Aggravated Assault | 14 | 11 |
| Simple Assault | 5 | 2 |
| Intimidation | 3 | 2 |
| Stalking | 0 | 0 |
| Forcible Rape | 0 | 0 |
| Forcible Sodomy | 0 | 0 |
| Sexual Assault W/Object | 0 | 0 |
| Forcible Fondling | 0 | 0 |
| Incest | 0 | 0 |
| Statutory Rape | 2 | 1 |
| Kidnaping/Abduction | 0 | 0 |
| Total | 24 | 16 |

TIBRS Group B Arrests

| Offense | Adult | Juvenile |
|-----------------------|-----------|----------|
| Bad Checks | 0 | 0 |
| Curfew/Vagrancy | 0 | 0 |
| Disorderly Conduct | 1 | 1 |
| DUI | 6 | 0 |
| Drunkenness | 5 | 1 |
| Family-Non Violent | 0 | 0 |
| Liquor Law Violations | 3 | 1 |
| Peeping Tom | 0 | 0 |
| Runaway | 0 | 0 |
| Trespass | 0 | 0 |
| All Other Offenses | 13 | 1 |
| Total Group B | 28 | 4 |

| TIBRS Group A Offenses | Offenses | | Arrests | |
|------------------------------------|------------|-----------|-----------|-----------|
| | Reported | Cleared | Adult | Juvenile |
| Crimes Against Persons | | | | |
| Murder | 0 | 0 | 0 | 0 |
| Negligent Manslaughter | 0 | 0 | 0 | 0 |
| Kidnaping/Abduction | 0 | 0 | 0 | 0 |
| Forcible Rape | 0 | 0 | 0 | 0 |
| Forcible Sodomy | 0 | 0 | 0 | 0 |
| Sexual Assault W/Object | 0 | 0 | 0 | 0 |
| Forcible Fondling | 0 | 0 | 0 | 0 |
| Incest | 0 | 0 | 0 | 0 |
| Statutory Rape | 2 | 2 | 1 | 0 |
| Aggravated Assault | 16 | 14 | 10 | 1 |
| Simple Assault | 13 | 6 | 3 | 4 |
| Intimidation | 6 | 3 | 2 | 1 |
| Stalking | 0 | 0 | 0 | 0 |
| Crimes Against Property | | | | |
| Arson | 0 | 0 | 0 | 0 |
| Bribery | 0 | 0 | 0 | 0 |
| Burglary | 14 | 3 | 1 | 0 |
| Counterfeiting/Forgery | 1 | 0 | 0 | 0 |
| Destruction/Damage/Vandalism | 20 | 0 | 0 | 0 |
| Embezzlement | 0 | 0 | 0 | 0 |
| Extortion/Blackmail | 0 | 0 | 0 | 0 |
| Fraud - False Pretenses | 1 | 0 | 0 | 0 |
| Fraud - Credit Card/ATM | 0 | 0 | 0 | 0 |
| Fraud - Impersonation | 0 | 0 | 0 | 0 |
| Fraud - Welfare | 0 | 0 | 0 | 0 |
| Fraud - Wire | 1 | 0 | 0 | 0 |
| Motor Vehicle Theft | 3 | 1 | 1 | 0 |
| Robbery | 0 | 0 | 0 | 0 |
| Stolen Property Offenses | 1 | 0 | 0 | 0 |
| Theft - Pocket-picking | 0 | 0 | 0 | 0 |
| Theft - Purse Snatching | 0 | 0 | 0 | 0 |
| Theft - Shoplifting | 0 | 0 | 0 | 0 |
| Theft From Building | 0 | 0 | 0 | 0 |
| Theft From Coin Machine | 0 | 0 | 0 | 0 |
| Theft From Motor Vehicle | 11 | 0 | 0 | 0 |
| Theft of Motor Vehicle Parts | 10 | 0 | 0 | 0 |
| Theft - All Other Larceny | 14 | 1 | 1 | 0 |
| Crimes Against Society | | | | |
| Drug/Narcotic Violations | 23 | 17 | 10 | 12 |
| Drug/Narcotic Equipment Violations | 6 | 5 | 1 | 0 |
| Gambling - Betting/Wagering | 0 | 0 | 0 | 0 |
| Gambling - Operating/Promoting | 0 | 0 | 0 | 0 |
| Gambling - Equipment Violations | 0 | 0 | 0 | 0 |
| Gambling - Sports Tampering | 0 | 0 | 0 | 0 |
| Pornography/Obscene Material | 0 | 0 | 0 | 0 |
| Prostitution | 0 | 0 | 0 | 0 |
| Prostitution Assisting/Promoting | 0 | 0 | 0 | 0 |
| Weapon Law Violations | 7 | 7 | 3 | 4 |
| Total Group A Offenses | 149 | 59 | 33 | 22 |



2006 Population Estimate **25,351**

Offense Overview

Offense Total 4,038
 Number Cleared 1,803
 Percent Cleared 44.65 %

Group A Crimes per 100,000
 population 15,928.4

Arrest Overview

Total Arrests 1,939
 Adult Arrests 1,631
 Juvenile Arrests 308
 Unknown Age 0

Arrests per 100,000 population 7,648.6

Average number offenses/incident 1.18

Domestic Violence Victims

| Offense | Total | Arrests |
|-------------------------|------------|------------|
| Murder | 0 | 0 |
| Aggravated Assault | 31 | 22 |
| Simple Assault | 320 | 173 |
| Intimidation | 14 | 6 |
| Stalking | 1 | 1 |
| Forcible Rape | 7 | 2 |
| Forcible Sodomy | 0 | 0 |
| Sexual Assault W/Object | 0 | 0 |
| Forcible Fondling | 4 | 0 |
| Incest | 0 | 0 |
| Statutory Rape | 3 | 1 |
| Kidnaping/Abduction | 7 | 3 |
| Total | 387 | 208 |

TIBRS Group B Arrests

| Offense | Adult | Juvenile |
|-----------------------|------------|------------|
| Bad Checks | 7 | 0 |
| Curfew/Vagrancy | 1 | 30 |
| Disorderly Conduct | 27 | 27 |
| DUI | 190 | 0 |
| Drunkenness | 268 | 1 |
| Family-Non Violent | 1 | 0 |
| Liquor Law Violations | 58 | 15 |
| Peeping Tom | 0 | 0 |
| Runaway | 0 | 30 |
| Trespass | 15 | 4 |
| All Other Offenses | 105 | 14 |
| Total Group B | 672 | 121 |

| TIBRS Group A Offenses | Offenses | | Arrests | |
|------------------------------------|--------------|--------------|------------|------------|
| | Reported | Cleared | Adult | Juvenile |
| Crimes Against Persons | | | | |
| Murder | 0 | 0 | 1 | 0 |
| Negligent Manslaughter | 0 | 0 | 0 | 0 |
| Kidnaping/Abduction | 10 | 6 | 3 | 0 |
| Forcible Rape | 17 | 7 | 2 | 0 |
| Forcible Sodomy | 4 | 0 | 0 | 0 |
| Sexual Assault W/Object | 1 | 1 | 0 | 0 |
| Forcible Fondling | 12 | 8 | 0 | 2 |
| Incest | 0 | 0 | 0 | 0 |
| Statutory Rape | 7 | 4 | 4 | 0 |
| Aggravated Assault | 92 | 65 | 36 | 9 |
| Simple Assault | 687 | 444 | 179 | 38 |
| Intimidation | 48 | 26 | 9 | 0 |
| Stalking | 4 | 2 | 1 | 0 |
| Crimes Against Property | | | | |
| Arson | 6 | 2 | 1 | 2 |
| Bribery | 0 | 0 | 0 | 0 |
| Burglary | 213 | 41 | 27 | 8 |
| Counterfeiting/Forgery | 178 | 70 | 42 | 0 |
| Destruction/Damage/Vandalism | 513 | 122 | 60 | 30 |
| Embezzlement | 65 | 53 | 45 | 0 |
| Extortion/Blackmail | 1 | 1 | 0 | 0 |
| Fraud - False Pretenses | 262 | 123 | 32 | 0 |
| Fraud - Credit Card/ATM | 255 | 124 | 97 | 2 |
| Fraud - Impersonation | 75 | 45 | 42 | 2 |
| Fraud - Welfare | 0 | 0 | 0 | 0 |
| Fraud - Wire | 3 | 0 | 0 | 0 |
| Motor Vehicle Theft | 99 | 43 | 12 | 1 |
| Robbery | 9 | 3 | 2 | 0 |
| Stolen Property Offenses | 7 | 7 | 6 | 0 |
| Theft - Pocket-picking | 1 | 0 | 0 | 0 |
| Theft - Purse Snatching | 0 | 0 | 0 | 0 |
| Theft - Shoplifting | 150 | 126 | 79 | 19 |
| Theft From Building | 229 | 70 | 29 | 3 |
| Theft From Coin Machine | 17 | 0 | 0 | 0 |
| Theft From Motor Vehicle | 206 | 23 | 7 | 2 |
| Theft of Motor Vehicle Parts | 143 | 21 | 31 | 1 |
| Theft - All Other Larceny | 387 | 57 | 34 | 40 |
| Crimes Against Society | | | | |
| Drug/Narcotic Violations | 191 | 166 | 131 | 19 |
| Drug/Narcotic Equipment Violations | 117 | 116 | 39 | 5 |
| Gambling - Betting/Wagering | 0 | 0 | 0 | 0 |
| Gambling - Operating/Promoting | 0 | 0 | 0 | 0 |
| Gambling - Equipment Violations | 0 | 0 | 0 | 0 |
| Gambling - Sports Tampering | 0 | 0 | 0 | 0 |
| Pornography/Obscene Material | 2 | 2 | 0 | 1 |
| Prostitution | 3 | 3 | 3 | 0 |
| Prostitution Assisting/Promoting | 1 | 0 | 0 | 0 |
| Weapon Law Violations | 23 | 22 | 5 | 3 |
| Total Group A Offenses | 4,038 | 1,803 | 959 | 187 |



Brownsville Police Department - 2007

2006 Population Estimate **10,567**

Offense Overview

Offense Total 1,858
 Number Cleared 561
 Percent Cleared 30.19 %

Group A Crimes per 100,000
 population 17,583.0

Arrest Overview

Total Arrests 699
 Adult Arrests 539
 Juvenile Arrests 160
 Unknown Age 1

Arrests per 100,000 population 6,614.9

Average number offenses/incident 1.26

Domestic Violence Victims

| Offense | Total | Arrests |
|-------------------------|------------|------------|
| Murder | 0 | 0 |
| Aggravated Assault | 33 | 22 |
| Simple Assault | 157 | 100 |
| Intimidation | 2 | 1 |
| Stalking | 0 | 0 |
| Forcible Rape | 0 | 0 |
| Forcible Sodomy | 2 | 0 |
| Sexual Assault W/Object | 0 | 0 |
| Forcible Fondling | 1 | 0 |
| Incest | 0 | 0 |
| Statutory Rape | 0 | 0 |
| Kidnaping/Abduction | 0 | 0 |
| Total | 195 | 123 |

TIBRS Group B Arrests

| Offense | Adult | Juvenile |
|-----------------------|------------|-----------|
| Bad Checks | 0 | 0 |
| Curfew/Vagrancy | 0 | 0 |
| Disorderly Conduct | 19 | 12 |
| DUI | 39 | 0 |
| Drunkenness | 16 | 0 |
| Family-Non Violent | 0 | 1 |
| Liquor Law Violations | 14 | 5 |
| Peeping Tom | 0 | 0 |
| Runaway | 0 | 2 |
| Trespass | 22 | 4 |
| All Other Offenses | 60 | 13 |
| Total Group B | 170 | 37 |

| TIBRS Group A Offenses | Offenses | | Arrests | |
|------------------------------------|--------------|------------|------------|------------|
| | Reported | Cleared | Adult | Juvenile |
| Crimes Against Persons | | | | |
| Murder | 0 | 0 | 0 | 0 |
| Negligent Manslaughter | 0 | 0 | 0 | 1 |
| Kidnaping/Abduction | 3 | 2 | 5 | 0 |
| Forcible Rape | 5 | 2 | 2 | 1 |
| Forcible Sodomy | 2 | 2 | 0 | 0 |
| Sexual Assault W/Object | 0 | 0 | 0 | 0 |
| Forcible Fondling | 6 | 3 | 2 | 1 |
| Incest | 0 | 0 | 0 | 0 |
| Statutory Rape | 2 | 1 | 0 | 0 |
| Aggravated Assault | 128 | 68 | 48 | 12 |
| Simple Assault | 408 | 145 | 103 | 24 |
| Intimidation | 97 | 4 | 1 | 4 |
| Stalking | 11 | 3 | 2 | 1 |
| Crimes Against Property | | | | |
| Arson | 3 | 2 | 0 | 3 |
| Bribery | 0 | 0 | 0 | 0 |
| Burglary | 222 | 32 | 17 | 19 |
| Counterfeiting/Forgery | 39 | 8 | 1 | 0 |
| Destruction/Damage/Vandalism | 263 | 30 | 8 | 2 |
| Embezzlement | 8 | 8 | 0 | 0 |
| Extortion/Blackmail | 0 | 0 | 0 | 0 |
| Fraud - False Pretenses | 34 | 17 | 1 | 0 |
| Fraud - Credit Card/ATM | 5 | 3 | 1 | 1 |
| Fraud - Impersonation | 19 | 8 | 5 | 2 |
| Fraud - Welfare | 0 | 0 | 0 | 0 |
| Fraud - Wire | 0 | 0 | 0 | 0 |
| Motor Vehicle Theft | 32 | 2 | 0 | 1 |
| Robbery | 20 | 9 | 8 | 0 |
| Stolen Property Offenses | 4 | 1 | 1 | 0 |
| Theft - Pocket-picking | 0 | 0 | 0 | 0 |
| Theft - Purse Snatching | 0 | 0 | 0 | 0 |
| Theft - Shoplifting | 72 | 61 | 52 | 17 |
| Theft From Building | 50 | 7 | 10 | 9 |
| Theft From Coin Machine | 2 | 0 | 0 | 0 |
| Theft From Motor Vehicle | 70 | 2 | 5 | 1 |
| Theft of Motor Vehicle Parts | 34 | 1 | 0 | 0 |
| Theft - All Other Larceny | 186 | 15 | 22 | 1 |
| Crimes Against Society | | | | |
| Drug/Narcotic Violations | 75 | 70 | 58 | 18 |
| Drug/Narcotic Equipment Violations | 39 | 38 | 16 | 0 |
| Gambling - Betting/Wagering | 0 | 0 | 0 | 0 |
| Gambling - Operating/Promoting | 0 | 0 | 0 | 0 |
| Gambling - Equipment Violations | 0 | 0 | 0 | 0 |
| Gambling - Sports Tampering | 0 | 0 | 0 | 0 |
| Pornography/Obscene Material | 0 | 0 | 0 | 0 |
| Prostitution | 1 | 1 | 0 | 0 |
| Prostitution Assisting/Promoting | 0 | 0 | 0 | 0 |
| Weapon Law Violations | 18 | 16 | 1 | 5 |
| Total Group A Offenses | 1,858 | 561 | 369 | 123 |



Bruceton Police Department - 2007

2006 Population Estimate 1,479

Offense Overview

Offense Total 115
 Number Cleared 93
 Percent Cleared 80.87 %

Group A Crimes per 100,000 population 7,775.5

Arrest Overview

Total Arrests 137
 Adult Arrests 125
 Juvenile Arrests 12
 Unknown Age 0

Arrests per 100,000 population 9,263.0

Average number offenses/incident 1.32

Domestic Violence Victims

| Offense | Total | Arrests |
|-------------------------|-----------|-----------|
| Murder | 0 | 0 |
| Aggravated Assault | 4 | 4 |
| Simple Assault | 8 | 7 |
| Intimidation | 0 | 0 |
| Stalking | 1 | 1 |
| Forcible Rape | 0 | 0 |
| Forcible Sodomy | 0 | 0 |
| Sexual Assault W/Object | 0 | 0 |
| Forcible Fondling | 0 | 0 |
| Incest | 0 | 0 |
| Statutory Rape | 0 | 0 |
| Kidnaping/Abduction | 0 | 0 |
| Total | 13 | 12 |

TIBRS Group B Arrests

| Offense | Adult | Juvenile |
|-----------------------|-----------|----------|
| Bad Checks | 0 | 0 |
| Curfew/Vagrancy | 0 | 0 |
| Disorderly Conduct | 2 | 0 |
| DUI | 14 | 0 |
| Drunkenness | 12 | 0 |
| Family-Non Violent | 1 | 0 |
| Liquor Law Violations | 3 | 5 |
| Peeping Tom | 0 | 0 |
| Runaway | 0 | 0 |
| Trespass | 0 | 0 |
| All Other Offenses | 11 | 0 |
| Total Group B | 43 | 5 |

| TIBRS Group A Offenses | Offenses | | Arrests | |
|------------------------------------|------------|-----------|-----------|----------|
| | Reported | Cleared | Adult | Juvenile |
| Crimes Against Persons | | | | |
| Murder | 0 | 0 | 0 | 0 |
| Negligent Manslaughter | 0 | 0 | 0 | 0 |
| Kidnaping/Abduction | 0 | 0 | 0 | 0 |
| Forcible Rape | 0 | 0 | 0 | 0 |
| Forcible Sodomy | 0 | 0 | 0 | 0 |
| Sexual Assault W/Object | 0 | 0 | 0 | 0 |
| Forcible Fondling | 0 | 0 | 0 | 0 |
| Incest | 0 | 0 | 0 | 0 |
| Statutory Rape | 0 | 0 | 0 | 0 |
| Aggravated Assault | 5 | 4 | 4 | 0 |
| Simple Assault | 8 | 8 | 7 | 0 |
| Intimidation | 5 | 4 | 2 | 0 |
| Stalking | 1 | 1 | 1 | 0 |
| Crimes Against Property | | | | |
| Arson | 0 | 0 | 0 | 0 |
| Bribery | 0 | 0 | 0 | 0 |
| Burglary | 9 | 3 | 3 | 0 |
| Counterfeiting/Forgery | 1 | 1 | 1 | 0 |
| Destruction/Damage/Vandalism | 11 | 5 | 1 | 1 |
| Embezzlement | 0 | 0 | 0 | 0 |
| Extortion/Blackmail | 0 | 0 | 0 | 0 |
| Fraud - False Pretenses | 1 | 1 | 2 | 0 |
| Fraud - Credit Card/ATM | 1 | 0 | 0 | 0 |
| Fraud - Impersonation | 1 | 1 | 1 | 0 |
| Fraud - Welfare | 0 | 0 | 0 | 0 |
| Fraud - Wire | 0 | 0 | 0 | 0 |
| Motor Vehicle Theft | 5 | 4 | 0 | 0 |
| Robbery | 2 | 2 | 5 | 2 |
| Stolen Property Offenses | 0 | 0 | 0 | 0 |
| Theft - Pocket-picking | 1 | 0 | 0 | 0 |
| Theft - Purse Snatching | 0 | 0 | 0 | 0 |
| Theft - Shoplifting | 2 | 2 | 6 | 0 |
| Theft From Building | 2 | 2 | 2 | 0 |
| Theft From Coin Machine | 0 | 0 | 0 | 0 |
| Theft From Motor Vehicle | 2 | 0 | 0 | 0 |
| Theft of Motor Vehicle Parts | 0 | 0 | 0 | 0 |
| Theft - All Other Larceny | 7 | 4 | 2 | 2 |
| Crimes Against Society | | | | |
| Drug/Narcotic Violations | 26 | 26 | 33 | 2 |
| Drug/Narcotic Equipment Violations | 23 | 23 | 12 | 0 |
| Gambling - Betting/Wagering | 0 | 0 | 0 | 0 |
| Gambling - Operating/Promoting | 0 | 0 | 0 | 0 |
| Gambling - Equipment Violations | 0 | 0 | 0 | 0 |
| Gambling - Sports Tampering | 0 | 0 | 0 | 0 |
| Pornography/Obscene Material | 0 | 0 | 0 | 0 |
| Prostitution | 0 | 0 | 0 | 0 |
| Prostitution Assisting/Promoting | 0 | 0 | 0 | 0 |
| Weapon Law Violations | 2 | 2 | 0 | 0 |
| Total Group A Offenses | 115 | 93 | 82 | 7 |



2006 Population Estimate 1,406

Offense Overview

Offense Total 98
 Number Cleared 29
 Percent Cleared 29.59 %

Group A Crimes per 100,000 population 6,970.1

Arrest Overview

Total Arrests 45
 Adult Arrests 38
 Juvenile Arrests 7
 Unknown Age 0

Arrests per 100,000 population 3,200.6

Average number offenses/incident 1.08

Domestic Violence Victims

| Offense | Total | Arrests |
|-------------------------|-----------|-----------|
| Murder | 0 | 0 |
| Aggravated Assault | 1 | 1 |
| Simple Assault | 19 | 11 |
| Intimidation | 2 | 0 |
| Stalking | 0 | 0 |
| Forcible Rape | 0 | 0 |
| Forcible Sodomy | 0 | 0 |
| Sexual Assault W/Object | 0 | 0 |
| Forcible Fondling | 0 | 0 |
| Incest | 0 | 0 |
| Statutory Rape | 0 | 0 |
| Kidnaping/Abduction | 0 | 0 |
| Total | 22 | 12 |

TIBRS Group B Arrests

| Offense | Adult | Juvenile |
|-----------------------|-----------|----------|
| Bad Checks | 0 | 0 |
| Curfew/Vagrancy | 0 | 0 |
| Disorderly Conduct | 0 | 2 |
| DUI | 6 | 0 |
| Drunkenness | 0 | 0 |
| Family-Non Violent | 1 | 0 |
| Liquor Law Violations | 0 | 0 |
| Peeping Tom | 0 | 0 |
| Runaway | 0 | 0 |
| Trespass | 0 | 0 |
| All Other Offenses | 8 | 2 |
| Total Group B | 15 | 4 |

| TIBRS Group A Offenses | Offenses | | Arrests | |
|------------------------------------|-----------|-----------|-----------|----------|
| | Reported | Cleared | Adult | Juvenile |
| Crimes Against Persons | | | | |
| Murder | 0 | 0 | 0 | 0 |
| Negligent Manslaughter | 0 | 0 | 0 | 0 |
| Kidnaping/Abduction | 0 | 0 | 0 | 0 |
| Forcible Rape | 0 | 0 | 0 | 0 |
| Forcible Sodomy | 0 | 0 | 0 | 0 |
| Sexual Assault W/Object | 0 | 0 | 0 | 0 |
| Forcible Fondling | 1 | 1 | 1 | 0 |
| Incest | 0 | 0 | 0 | 0 |
| Statutory Rape | 0 | 0 | 0 | 0 |
| Aggravated Assault | 3 | 1 | 1 | 0 |
| Simple Assault | 21 | 14 | 9 | 2 |
| Intimidation | 16 | 2 | 2 | 0 |
| Stalking | 1 | 1 | 1 | 0 |
| Crimes Against Property | | | | |
| Arson | 0 | 0 | 0 | 0 |
| Bribery | 0 | 0 | 0 | 0 |
| Burglary | 16 | 0 | 0 | 0 |
| Counterfeiting/Forgery | 0 | 0 | 0 | 0 |
| Destruction/Damage/Vandalism | 12 | 1 | 0 | 0 |
| Embezzlement | 0 | 0 | 0 | 0 |
| Extortion/Blackmail | 0 | 0 | 0 | 0 |
| Fraud - False Pretenses | 1 | 0 | 0 | 0 |
| Fraud - Credit Card/ATM | 1 | 1 | 1 | 0 |
| Fraud - Impersonation | 1 | 0 | 0 | 0 |
| Fraud - Welfare | 0 | 0 | 0 | 0 |
| Fraud - Wire | 0 | 0 | 0 | 0 |
| Motor Vehicle Theft | 3 | 2 | 2 | 0 |
| Robbery | 0 | 0 | 0 | 0 |
| Stolen Property Offenses | 1 | 1 | 1 | 0 |
| Theft - Pocket-picking | 0 | 0 | 0 | 0 |
| Theft - Purse Snatching | 0 | 0 | 0 | 0 |
| Theft - Shoplifting | 1 | 1 | 1 | 0 |
| Theft From Building | 4 | 0 | 0 | 0 |
| Theft From Coin Machine | 0 | 0 | 0 | 0 |
| Theft From Motor Vehicle | 5 | 0 | 0 | 0 |
| Theft of Motor Vehicle Parts | 0 | 0 | 0 | 0 |
| Theft - All Other Larceny | 8 | 1 | 1 | 0 |
| Crimes Against Society | | | | |
| Drug/Narcotic Violations | 1 | 1 | 0 | 1 |
| Drug/Narcotic Equipment Violations | 2 | 2 | 3 | 0 |
| Gambling - Betting/Wagering | 0 | 0 | 0 | 0 |
| Gambling - Operating/Promoting | 0 | 0 | 0 | 0 |
| Gambling - Equipment Violations | 0 | 0 | 0 | 0 |
| Gambling - Sports Tampering | 0 | 0 | 0 | 0 |
| Pornography/Obscene Material | 0 | 0 | 0 | 0 |
| Prostitution | 0 | 0 | 0 | 0 |
| Prostitution Assisting/Promoting | 0 | 0 | 0 | 0 |
| Weapon Law Violations | 0 | 0 | 0 | 0 |
| Total Group A Offenses | 98 | 29 | 23 | 3 |



Calhoun Police Department - 2007

| Arrest Overview | |
|----------------------------------|----------|
| Total Arrests | 61 |
| Adult Arrests | 57 |
| Juvenile Arrests | 4 |
| Unknown Age | 0 |
| Arrests per 100,000 population | 11,753.4 |
| Average number offenses/incident | 1.28 |

| TIBRS Group B Arrests | | |
|-----------------------|-----------|----------|
| Offense | Adult | Juvenile |
| Bad Checks | 0 | 0 |
| Curfew/Vagrancy | 0 | 0 |
| Disorderly Conduct | 0 | 0 |
| DUI | 12 | 0 |
| Drunkenness | 3 | 0 |
| Family-Non Violent | 0 | 0 |
| Liquor Law Violations | 19 | 0 |
| Peeping Tom | 0 | 0 |
| Runaway | 0 | 0 |
| Trespass | 2 | 0 |
| All Other Offenses | 2 | 0 |
| Total Group B | 38 | 0 |



Camden Police Department - 2007

2006 Population Estimate 3,709

Offense Overview

Offense Total 480
Number Cleared 219
Percent Cleared 45.63 %

Group A Crimes per 100,000 population 12,941.5

Arrest Overview

Total Arrests 289
Adult Arrests 249
Juvenile Arrests 40
Unknown Age 0

Arrests per 100,000 population 7,791.9

Average number offenses/incident 1.13

Domestic Violence Victims

| Offense | Total | Arrests |
|-------------------------|-----------|-----------|
| Murder | 0 | 0 |
| Aggravated Assault | 10 | 7 |
| Simple Assault | 32 | 21 |
| Intimidation | 1 | 0 |
| Stalking | 0 | 0 |
| Forcible Rape | 0 | 0 |
| Forcible Sodomy | 0 | 0 |
| Sexual Assault W/Object | 0 | 0 |
| Forcible Fondling | 0 | 0 |
| Incest | 0 | 0 |
| Statutory Rape | 0 | 0 |
| Kidnaping/Abduction | 0 | 0 |
| Total | 43 | 28 |

TIBRS Group B Arrests

| Offense | Adult | Juvenile |
|-----------------------|-----------|-----------|
| Bad Checks | 0 | 0 |
| Curfew/Vagrancy | 0 | 0 |
| Disorderly Conduct | 5 | 7 |
| DUI | 20 | 0 |
| Drunkenness | 8 | 0 |
| Family-Non Violent | 0 | 0 |
| Liquor Law Violations | 3 | 3 |
| Peeping Tom | 0 | 0 |
| Runaway | 0 | 1 |
| Trespass | 22 | 0 |
| All Other Offenses | 9 | 2 |
| Total Group B | 67 | 13 |

| TIBRS Group A Offenses | Offenses | | Arrests | |
|------------------------------------|------------|------------|------------|-----------|
| | Reported | Cleared | Adult | Juvenile |
| Crimes Against Persons | | | | |
| Murder | 0 | 0 | 0 | 0 |
| Negligent Manslaughter | 0 | 0 | 0 | 0 |
| Kidnaping/Abduction | 0 | 0 | 0 | 0 |
| Forcible Rape | 0 | 0 | 0 | 0 |
| Forcible Sodomy | 0 | 0 | 0 | 0 |
| Sexual Assault W/Object | 0 | 0 | 0 | 0 |
| Forcible Fondling | 2 | 2 | 2 | 0 |
| Incest | 0 | 0 | 0 | 0 |
| Statutory Rape | 2 | 2 | 2 | 0 |
| Aggravated Assault | 25 | 22 | 18 | 2 |
| Simple Assault | 69 | 52 | 31 | 15 |
| Intimidation | 4 | 2 | 1 | 0 |
| Stalking | 4 | 4 | 0 | 0 |
| Crimes Against Property | | | | |
| Arson | 2 | 0 | 0 | 0 |
| Bribery | 0 | 0 | 0 | 0 |
| Burglary | 27 | 5 | 3 | 0 |
| Counterfeiting/Forgery | 26 | 6 | 7 | 0 |
| Destruction/Damage/Vandalism | 75 | 6 | 6 | 1 |
| Embezzlement | 4 | 4 | 5 | 0 |
| Extortion/Blackmail | 1 | 1 | 1 | 0 |
| Fraud - False Pretenses | 5 | 2 | 0 | 0 |
| Fraud - Credit Card/ATM | 2 | 1 | 2 | 0 |
| Fraud - Impersonation | 3 | 0 | 0 | 0 |
| Fraud - Welfare | 0 | 0 | 0 | 0 |
| Fraud - Wire | 0 | 0 | 0 | 0 |
| Motor Vehicle Theft | 2 | 0 | 0 | 0 |
| Robbery | 0 | 0 | 0 | 0 |
| Stolen Property Offenses | 1 | 1 | 0 | 0 |
| Theft - Pocket-picking | 0 | 0 | 0 | 0 |
| Theft - Purse Snatching | 0 | 0 | 0 | 0 |
| Theft - Shoplifting | 41 | 35 | 35 | 3 |
| Theft From Building | 74 | 12 | 14 | 1 |
| Theft From Coin Machine | 1 | 0 | 0 | 0 |
| Theft From Motor Vehicle | 17 | 0 | 0 | 0 |
| Theft of Motor Vehicle Parts | 3 | 0 | 0 | 0 |
| Theft - All Other Larceny | 26 | 3 | 3 | 0 |
| Crimes Against Society | | | | |
| Drug/Narcotic Violations | 47 | 45 | 43 | 3 |
| Drug/Narcotic Equipment Violations | 15 | 12 | 8 | 1 |
| Gambling - Betting/Wagering | 0 | 0 | 0 | 0 |
| Gambling - Operating/Promoting | 0 | 0 | 0 | 0 |
| Gambling - Equipment Violations | 0 | 0 | 0 | 0 |
| Gambling - Sports Tampering | 0 | 0 | 0 | 0 |
| Pornography/Obscene Material | 0 | 0 | 0 | 0 |
| Prostitution | 0 | 0 | 0 | 0 |
| Prostitution Assisting/Promoting | 0 | 0 | 0 | 0 |
| Weapon Law Violations | 2 | 2 | 1 | 1 |
| Total Group A Offenses | 480 | 219 | 182 | 27 |



Carthage Police Department - 2007

2006 Population Estimate 2,237

Offense Overview

Offense Total 223
 Number Cleared 108
 Percent Cleared 48.43 %

Group A Crimes per 100,000 population 9,968.7

Arrest Overview

Total Arrests 221
 Adult Arrests 215
 Juvenile Arrests 6
 Unknown Age 0

Arrests per 100,000 population 9,879.3

Average number offenses/incident 1.17

Domestic Violence Victims

| Offense | Total | Arrests |
|-------------------------|-----------|----------|
| Murder | 0 | 0 |
| Aggravated Assault | 2 | 2 |
| Simple Assault | 6 | 4 |
| Intimidation | 3 | 1 |
| Stalking | 0 | 0 |
| Forcible Rape | 0 | 0 |
| Forcible Sodomy | 0 | 0 |
| Sexual Assault W/Object | 0 | 0 |
| Forcible Fondling | 0 | 0 |
| Incest | 0 | 0 |
| Statutory Rape | 1 | 1 |
| Kidnaping/Abduction | 0 | 0 |
| Total | 12 | 8 |

TIBRS Group B Arrests

| Offense | Adult | Juvenile |
|-----------------------|------------|----------|
| Bad Checks | 66 | 0 |
| Curfew/Vagrancy | 0 | 1 |
| Disorderly Conduct | 5 | 0 |
| DUI | 13 | 0 |
| Drunkenness | 25 | 0 |
| Family-Non Violent | 1 | 0 |
| Liquor Law Violations | 10 | 2 |
| Peeping Tom | 0 | 0 |
| Runaway | 0 | 0 |
| Trespass | 2 | 0 |
| All Other Offenses | 5 | 0 |
| Total Group B | 127 | 3 |

| TIBRS Group A Offenses | Offenses | | Arrests | |
|------------------------------------|------------|------------|-----------|----------|
| | Reported | Cleared | Adult | Juvenile |
| Crimes Against Persons | | | | |
| Murder | 1 | 0 | 0 | 0 |
| Negligent Manslaughter | 0 | 0 | 0 | 0 |
| Kidnaping/Abduction | 0 | 0 | 0 | 0 |
| Forcible Rape | 0 | 0 | 0 | 0 |
| Forcible Sodomy | 0 | 0 | 0 | 0 |
| Sexual Assault W/Object | 0 | 0 | 0 | 0 |
| Forcible Fondling | 0 | 0 | 0 | 0 |
| Incest | 0 | 0 | 0 | 0 |
| Statutory Rape | 1 | 1 | 1 | 0 |
| Aggravated Assault | 16 | 13 | 11 | 0 |
| Simple Assault | 22 | 14 | 13 | 0 |
| Intimidation | 4 | 2 | 3 | 0 |
| Stalking | 3 | 1 | 1 | 0 |
| Crimes Against Property | | | | |
| Arson | 0 | 0 | 0 | 0 |
| Bribery | 0 | 0 | 0 | 0 |
| Burglary | 19 | 6 | 6 | 0 |
| Counterfeiting/Forgery | 8 | 3 | 3 | 0 |
| Destruction/Damage/Vandalism | 25 | 4 | 2 | 3 |
| Embezzlement | 5 | 0 | 0 | 0 |
| Extortion/Blackmail | 0 | 0 | 0 | 0 |
| Fraud - False Pretenses | 10 | 5 | 2 | 0 |
| Fraud - Credit Card/ATM | 0 | 0 | 0 | 0 |
| Fraud - Impersonation | 3 | 2 | 0 | 0 |
| Fraud - Welfare | 0 | 0 | 0 | 0 |
| Fraud - Wire | 0 | 0 | 0 | 0 |
| Motor Vehicle Theft | 5 | 3 | 3 | 0 |
| Robbery | 1 | 0 | 0 | 0 |
| Stolen Property Offenses | 3 | 3 | 4 | 0 |
| Theft - Pocket-picking | 0 | 0 | 0 | 0 |
| Theft - Purse Snatching | 0 | 0 | 0 | 0 |
| Theft - Shoplifting | 9 | 8 | 7 | 0 |
| Theft From Building | 17 | 4 | 4 | 0 |
| Theft From Coin Machine | 0 | 0 | 0 | 0 |
| Theft From Motor Vehicle | 8 | 0 | 0 | 0 |
| Theft of Motor Vehicle Parts | 8 | 0 | 0 | 0 |
| Theft - All Other Larceny | 16 | 0 | 0 | 0 |
| Crimes Against Society | | | | |
| Drug/Narcotic Violations | 23 | 23 | 21 | 0 |
| Drug/Narcotic Equipment Violations | 10 | 10 | 3 | 0 |
| Gambling - Betting/Wagering | 0 | 0 | 0 | 0 |
| Gambling - Operating/Promoting | 0 | 0 | 0 | 0 |
| Gambling - Equipment Violations | 0 | 0 | 0 | 0 |
| Gambling - Sports Tampering | 0 | 0 | 0 | 0 |
| Pornography/Obscene Material | 0 | 0 | 0 | 0 |
| Prostitution | 0 | 0 | 0 | 0 |
| Prostitution Assisting/Promoting | 0 | 0 | 0 | 0 |
| Weapon Law Violations | 6 | 6 | 4 | 0 |
| Total Group A Offenses | 223 | 108 | 88 | 3 |



Caryville Police Department - 2007

2006 Population Estimate **2,382**

Offense Overview

Offense Total 215
 Number Cleared 35
 Percent Cleared 16.28 %

Group A Crimes per 100,000
 population 9,026.0

Arrest Overview

Total Arrests 78
 Adult Arrests 77
 Juvenile Arrests 1
 Unknown Age 0

Arrests per 100,000 population 3,274.6

Average number offenses/incident 1.04

Domestic Violence Victims

| Offense | Total | Arrests |
|-------------------------|-----------|-----------|
| Murder | 0 | 0 |
| Aggravated Assault | 8 | 6 |
| Simple Assault | 17 | 9 |
| Intimidation | 2 | 0 |
| Stalking | 1 | 0 |
| Forcible Rape | 0 | 0 |
| Forcible Sodomy | 0 | 0 |
| Sexual Assault W/Object | 0 | 0 |
| Forcible Fondling | 0 | 0 |
| Incest | 0 | 0 |
| Statutory Rape | 0 | 0 |
| Kidnaping/Abduction | 0 | 0 |
| Total | 28 | 15 |

TIBRS Group B Arrests

| Offense | Adult | Juvenile |
|-----------------------|-----------|----------|
| Bad Checks | 0 | 0 |
| Curfew/Vagrancy | 0 | 0 |
| Disorderly Conduct | 3 | 0 |
| DUI | 12 | 0 |
| Drunkenness | 30 | 0 |
| Family-Non Violent | 0 | 0 |
| Liquor Law Violations | 0 | 0 |
| Peeping Tom | 0 | 0 |
| Runaway | 0 | 0 |
| Trespass | 0 | 0 |
| All Other Offenses | 0 | 0 |
| Total Group B | 45 | 0 |

| TIBRS Group A Offenses | Offenses | | Arrests | |
|------------------------------------|------------|-----------|-----------|----------|
| | Reported | Cleared | Adult | Juvenile |
| Crimes Against Persons | | | | |
| Murder | 0 | 0 | 0 | 0 |
| Negligent Manslaughter | 0 | 0 | 0 | 0 |
| Kidnaping/Abduction | 0 | 0 | 0 | 0 |
| Forcible Rape | 2 | 0 | 0 | 0 |
| Forcible Sodomy | 0 | 0 | 0 | 0 |
| Sexual Assault W/Object | 0 | 0 | 0 | 0 |
| Forcible Fondling | 0 | 0 | 0 | 0 |
| Incest | 0 | 0 | 0 | 0 |
| Statutory Rape | 0 | 0 | 0 | 0 |
| Aggravated Assault | 12 | 8 | 6 | 1 |
| Simple Assault | 24 | 10 | 10 | 0 |
| Intimidation | 9 | 0 | 0 | 0 |
| Stalking | 3 | 1 | 1 | 0 |
| Crimes Against Property | | | | |
| Arson | 0 | 0 | 0 | 0 |
| Bribery | 0 | 0 | 0 | 0 |
| Burglary | 29 | 0 | 0 | 0 |
| Counterfeiting/Forgery | 4 | 2 | 2 | 0 |
| Destruction/Damage/Vandalism | 48 | 4 | 3 | 0 |
| Embezzlement | 0 | 0 | 0 | 0 |
| Extortion/Blackmail | 0 | 0 | 0 | 0 |
| Fraud - False Pretenses | 0 | 0 | 0 | 0 |
| Fraud - Credit Card/ATM | 0 | 0 | 0 | 0 |
| Fraud - Impersonation | 2 | 1 | 0 | 0 |
| Fraud - Welfare | 0 | 0 | 0 | 0 |
| Fraud - Wire | 0 | 0 | 0 | 0 |
| Motor Vehicle Theft | 10 | 1 | 1 | 0 |
| Robbery | 1 | 0 | 0 | 0 |
| Stolen Property Offenses | 0 | 0 | 0 | 0 |
| Theft - Pocket-picking | 1 | 0 | 0 | 0 |
| Theft - Purse Snatching | 0 | 0 | 0 | 0 |
| Theft - Shoplifting | 5 | 0 | 0 | 0 |
| Theft From Building | 17 | 3 | 5 | 0 |
| Theft From Coin Machine | 0 | 0 | 0 | 0 |
| Theft From Motor Vehicle | 29 | 2 | 1 | 0 |
| Theft of Motor Vehicle Parts | 2 | 0 | 0 | 0 |
| Theft - All Other Larceny | 11 | 1 | 1 | 0 |
| Crimes Against Society | | | | |
| Drug/Narcotic Violations | 2 | 2 | 2 | 0 |
| Drug/Narcotic Equipment Violations | 3 | 0 | 0 | 0 |
| Gambling - Betting/Wagering | 0 | 0 | 0 | 0 |
| Gambling - Operating/Promoting | 0 | 0 | 0 | 0 |
| Gambling - Equipment Violations | 0 | 0 | 0 | 0 |
| Gambling - Sports Tampering | 0 | 0 | 0 | 0 |
| Pornography/Obscene Material | 0 | 0 | 0 | 0 |
| Prostitution | 1 | 0 | 0 | 0 |
| Prostitution Assisting/Promoting | 0 | 0 | 0 | 0 |
| Weapon Law Violations | 0 | 0 | 0 | 0 |
| Total Group A Offenses | 215 | 35 | 32 | 1 |



2006 Population Estimate **1,380**

Offense Overview

Offense Total 101
 Number Cleared 79
 Percent Cleared 78.22 %

Group A Crimes per 100,000
 population 7,318.8

Arrest Overview

Total Arrests 198
 Adult Arrests 197
 Juvenile Arrests 1
 Unknown Age 0

Arrests per 100,000 population 14,347.8

Average number offenses/incident 1.06

Domestic Violence Victims

| Offense | Total | Arrests |
|-------------------------|-----------|-----------|
| Murder | 0 | 0 |
| Aggravated Assault | 4 | 4 |
| Simple Assault | 13 | 12 |
| Intimidation | 0 | 0 |
| Stalking | 0 | 0 |
| Forcible Rape | 0 | 0 |
| Forcible Sodomy | 0 | 0 |
| Sexual Assault W/Object | 0 | 0 |
| Forcible Fondling | 0 | 0 |
| Incest | 0 | 0 |
| Statutory Rape | 0 | 0 |
| Kidnaping/Abduction | 0 | 0 |
| Total | 17 | 16 |

TIBRS Group B Arrests

| Offense | Adult | Juvenile |
|-----------------------|------------|----------|
| Bad Checks | 8 | 0 |
| Curfew/Vagrancy | 0 | 0 |
| Disorderly Conduct | 2 | 0 |
| DUI | 14 | 0 |
| Drunkenness | 26 | 0 |
| Family-Non Violent | 0 | 0 |
| Liquor Law Violations | 2 | 0 |
| Peeping Tom | 0 | 0 |
| Runaway | 0 | 0 |
| Trespass | 2 | 0 |
| All Other Offenses | 72 | 0 |
| Total Group B | 126 | 0 |

| TIBRS Group A Offenses | Offenses | | Arrests | |
|------------------------------------|------------|-----------|-----------|----------|
| | Reported | Cleared | Adult | Juvenile |
| Crimes Against Persons | | | | |
| Murder | 0 | 0 | 0 | 0 |
| Negligent Manslaughter | 0 | 0 | 0 | 0 |
| Kidnaping/Abduction | 0 | 0 | 0 | 0 |
| Forcible Rape | 0 | 0 | 0 | 0 |
| Forcible Sodomy | 0 | 0 | 0 | 0 |
| Sexual Assault W/Object | 0 | 0 | 0 | 0 |
| Forcible Fondling | 0 | 0 | 0 | 0 |
| Incest | 0 | 0 | 0 | 0 |
| Statutory Rape | 0 | 0 | 0 | 0 |
| Aggravated Assault | 8 | 8 | 8 | 0 |
| Simple Assault | 17 | 17 | 17 | 0 |
| Intimidation | 2 | 2 | 1 | 0 |
| Stalking | 1 | 1 | 0 | 0 |
| Crimes Against Property | | | | |
| Arson | 0 | 0 | 0 | 0 |
| Bribery | 0 | 0 | 0 | 0 |
| Burglary | 7 | 1 | 0 | 0 |
| Counterfeiting/Forgery | 1 | 1 | 1 | 0 |
| Destruction/Damage/Vandalism | 7 | 3 | 3 | 0 |
| Embezzlement | 0 | 0 | 0 | 0 |
| Extortion/Blackmail | 0 | 0 | 0 | 0 |
| Fraud - False Pretenses | 1 | 1 | 0 | 0 |
| Fraud - Credit Card/ATM | 0 | 0 | 0 | 0 |
| Fraud - Impersonation | 0 | 0 | 0 | 0 |
| Fraud - Welfare | 0 | 0 | 0 | 0 |
| Fraud - Wire | 0 | 0 | 0 | 0 |
| Motor Vehicle Theft | 1 | 1 | 1 | 0 |
| Robbery | 0 | 0 | 0 | 0 |
| Stolen Property Offenses | 0 | 0 | 0 | 0 |
| Theft - Pocket-picking | 0 | 0 | 0 | 0 |
| Theft - Purse Snatching | 0 | 0 | 0 | 0 |
| Theft - Shoplifting | 4 | 4 | 4 | 0 |
| Theft From Building | 12 | 4 | 2 | 1 |
| Theft From Coin Machine | 0 | 0 | 0 | 0 |
| Theft From Motor Vehicle | 3 | 1 | 1 | 0 |
| Theft of Motor Vehicle Parts | 1 | 1 | 1 | 0 |
| Theft - All Other Larceny | 3 | 1 | 1 | 0 |
| Crimes Against Society | | | | |
| Drug/Narcotic Violations | 29 | 29 | 29 | 0 |
| Drug/Narcotic Equipment Violations | 4 | 4 | 2 | 0 |
| Gambling - Betting/Wagering | 0 | 0 | 0 | 0 |
| Gambling - Operating/Promoting | 0 | 0 | 0 | 0 |
| Gambling - Equipment Violations | 0 | 0 | 0 | 0 |
| Gambling - Sports Tampering | 0 | 0 | 0 | 0 |
| Pornography/Obscene Material | 0 | 0 | 0 | 0 |
| Prostitution | 0 | 0 | 0 | 0 |
| Prostitution Assisting/Promoting | 0 | 0 | 0 | 0 |
| Weapon Law Violations | 0 | 0 | 0 | 0 |
| Total Group A Offenses | 101 | 79 | 71 | 1 |



Centerville Police Department - 2007

2006 Population Estimate **3,993**

Offense Overview

Offense Total 316
 Number Cleared 110
 Percent Cleared 34.81 %

Group A Crimes per 100,000
 population 7,913.8

Arrest Overview

Total Arrests 198
 Adult Arrests 181
 Juvenile Arrests 17
 Unknown Age 0

Arrests per 100,000 population 4,958.7

Average number offenses/incident 1.18

Domestic Violence Victims

| Offense | Total | Arrests |
|-------------------------|-----------|-----------|
| Murder | 0 | 0 |
| Aggravated Assault | 1 | 1 |
| Simple Assault | 36 | 10 |
| Intimidation | 2 | 1 |
| Stalking | 0 | 0 |
| Forcible Rape | 0 | 0 |
| Forcible Sodomy | 0 | 0 |
| Sexual Assault W/Object | 0 | 0 |
| Forcible Fondling | 1 | 0 |
| Incest | 0 | 0 |
| Statutory Rape | 0 | 0 |
| Kidnaping/Abduction | 0 | 0 |
| Total | 40 | 12 |

TIBRS Group B Arrests

| Offense | Adult | Juvenile |
|-----------------------|-----------|----------|
| Bad Checks | 0 | 0 |
| Curfew/Vagrancy | 0 | 0 |
| Disorderly Conduct | 6 | 2 |
| DUI | 24 | 0 |
| Drunkenness | 21 | 0 |
| Family-Non Violent | 0 | 0 |
| Liquor Law Violations | 5 | 0 |
| Peeping Tom | 0 | 0 |
| Runaway | 0 | 0 |
| Trespass | 2 | 0 |
| All Other Offenses | 39 | 2 |
| Total Group B | 97 | 4 |

| TIBRS Group A Offenses | Offenses | | Arrests | |
|------------------------------------|------------|------------|-----------|-----------|
| | Reported | Cleared | Adult | Juvenile |
| Crimes Against Persons | | | | |
| Murder | 0 | 0 | 0 | 0 |
| Negligent Manslaughter | 0 | 0 | 0 | 0 |
| Kidnaping/Abduction | 0 | 0 | 0 | 0 |
| Forcible Rape | 1 | 0 | 0 | 0 |
| Forcible Sodomy | 0 | 0 | 0 | 0 |
| Sexual Assault W/Object | 0 | 0 | 0 | 0 |
| Forcible Fondling | 2 | 0 | 0 | 0 |
| Incest | 0 | 0 | 0 | 0 |
| Statutory Rape | 0 | 0 | 0 | 0 |
| Aggravated Assault | 4 | 4 | 3 | 1 |
| Simple Assault | 70 | 29 | 21 | 4 |
| Intimidation | 13 | 1 | 1 | 0 |
| Stalking | 2 | 0 | 0 | 0 |
| Crimes Against Property | | | | |
| Arson | 0 | 0 | 0 | 0 |
| Bribery | 0 | 0 | 0 | 0 |
| Burglary | 34 | 3 | 1 | 2 |
| Counterfeiting/Forgery | 4 | 1 | 1 | 0 |
| Destruction/Damage/Vandalism | 53 | 6 | 3 | 4 |
| Embezzlement | 0 | 0 | 0 | 0 |
| Extortion/Blackmail | 0 | 0 | 0 | 0 |
| Fraud - False Pretenses | 2 | 1 | 0 | 0 |
| Fraud - Credit Card/ATM | 1 | 0 | 0 | 0 |
| Fraud - Impersonation | 5 | 1 | 1 | 0 |
| Fraud - Welfare | 0 | 0 | 0 | 0 |
| Fraud - Wire | 1 | 0 | 0 | 0 |
| Motor Vehicle Theft | 3 | 2 | 1 | 0 |
| Robbery | 0 | 0 | 0 | 0 |
| Stolen Property Offenses | 0 | 0 | 0 | 0 |
| Theft - Pocket-picking | 1 | 0 | 0 | 0 |
| Theft - Purse Snatching | 0 | 0 | 0 | 0 |
| Theft - Shoplifting | 5 | 3 | 2 | 0 |
| Theft From Building | 12 | 2 | 2 | 0 |
| Theft From Coin Machine | 1 | 0 | 0 | 0 |
| Theft From Motor Vehicle | 11 | 1 | 1 | 0 |
| Theft of Motor Vehicle Parts | 8 | 0 | 0 | 0 |
| Theft - All Other Larceny | 26 | 3 | 4 | 0 |
| Crimes Against Society | | | | |
| Drug/Narcotic Violations | 37 | 34 | 41 | 2 |
| Drug/Narcotic Equipment Violations | 17 | 16 | 1 | 0 |
| Gambling - Betting/Wagering | 0 | 0 | 0 | 0 |
| Gambling - Operating/Promoting | 0 | 0 | 0 | 0 |
| Gambling - Equipment Violations | 0 | 0 | 0 | 0 |
| Gambling - Sports Tampering | 0 | 0 | 0 | 0 |
| Pornography/Obscene Material | 0 | 0 | 0 | 0 |
| Prostitution | 0 | 0 | 0 | 0 |
| Prostitution Assisting/Promoting | 0 | 0 | 0 | 0 |
| Weapon Law Violations | 3 | 3 | 1 | 0 |
| Total Group A Offenses | 316 | 110 | 84 | 13 |



Chapel Hill Police Department - 2007

2006 Population Estimate 1,268

Offense Overview

Offense Total 70
Number Cleared 23
Percent Cleared 32.86 %

Group A Crimes per 100,000 population 5,520.5

Arrest Overview

Total Arrests 33
Adult Arrests 20
Juvenile Arrests 13
Unknown Age 0

Arrests per 100,000 population 2,602.5

Average number offenses/incident 1.08

Domestic Violence Victims

| Offense | Total | Arrests |
|-------------------------|-----------|----------|
| Murder | 0 | 0 |
| Aggravated Assault | 3 | 3 |
| Simple Assault | 8 | 2 |
| Intimidation | 0 | 0 |
| Stalking | 0 | 0 |
| Forcible Rape | 0 | 0 |
| Forcible Sodomy | 0 | 0 |
| Sexual Assault W/Object | 0 | 0 |
| Forcible Fondling | 0 | 0 |
| Incest | 0 | 0 |
| Statutory Rape | 1 | 1 |
| Kidnaping/Abduction | 0 | 0 |
| Total | 12 | 6 |

TIBRS Group B Arrests

| Offense | Adult | Juvenile |
|-----------------------|----------|----------|
| Bad Checks | 0 | 0 |
| Curfew/Vagrancy | 0 | 1 |
| Disorderly Conduct | 1 | 0 |
| DUI | 0 | 0 |
| Drunkenness | 1 | 0 |
| Family-Non Violent | 0 | 0 |
| Liquor Law Violations | 0 | 2 |
| Peeping Tom | 0 | 0 |
| Runaway | 0 | 0 |
| Trespass | 0 | 0 |
| All Other Offenses | 1 | 1 |
| Total Group B | 3 | 4 |

| TIBRS Group A Offenses | Offenses | | Arrests | |
|------------------------------------|-----------|-----------|-----------|----------|
| | Reported | Cleared | Adult | Juvenile |
| Crimes Against Persons | | | | |
| Murder | 0 | 0 | 0 | 0 |
| Negligent Manslaughter | 0 | 0 | 0 | 0 |
| Kidnaping/Abduction | 0 | 0 | 0 | 0 |
| Forcible Rape | 0 | 0 | 0 | 0 |
| Forcible Sodomy | 0 | 0 | 0 | 0 |
| Sexual Assault W/Object | 0 | 0 | 0 | 0 |
| Forcible Fondling | 0 | 0 | 0 | 0 |
| Incest | 0 | 0 | 0 | 0 |
| Statutory Rape | 1 | 1 | 1 | 0 |
| Aggravated Assault | 5 | 5 | 4 | 2 |
| Simple Assault | 10 | 3 | 2 | 0 |
| Intimidation | 4 | 0 | 0 | 0 |
| Stalking | 0 | 0 | 0 | 0 |
| Crimes Against Property | | | | |
| Arson | 0 | 0 | 0 | 0 |
| Bribery | 0 | 0 | 0 | 0 |
| Burglary | 9 | 1 | 1 | 0 |
| Counterfeiting/Forgery | 1 | 1 | 1 | 0 |
| Destruction/Damage/Vandalism | 15 | 3 | 1 | 6 |
| Embezzlement | 2 | 1 | 1 | 0 |
| Extortion/Blackmail | 0 | 0 | 0 | 0 |
| Fraud - False Pretenses | 0 | 0 | 0 | 0 |
| Fraud - Credit Card/ATM | 0 | 0 | 0 | 0 |
| Fraud - Impersonation | 0 | 0 | 0 | 0 |
| Fraud - Welfare | 0 | 0 | 0 | 0 |
| Fraud - Wire | 0 | 0 | 0 | 0 |
| Motor Vehicle Theft | 0 | 0 | 0 | 0 |
| Robbery | 0 | 0 | 0 | 0 |
| Stolen Property Offenses | 0 | 0 | 0 | 0 |
| Theft - Pocket-picking | 0 | 0 | 0 | 0 |
| Theft - Purse Snatching | 0 | 0 | 0 | 0 |
| Theft - Shoplifting | 0 | 0 | 0 | 0 |
| Theft From Building | 3 | 0 | 0 | 0 |
| Theft From Coin Machine | 2 | 0 | 0 | 0 |
| Theft From Motor Vehicle | 4 | 0 | 0 | 0 |
| Theft of Motor Vehicle Parts | 1 | 0 | 0 | 0 |
| Theft - All Other Larceny | 8 | 3 | 2 | 1 |
| Crimes Against Society | | | | |
| Drug/Narcotic Violations | 3 | 3 | 3 | 0 |
| Drug/Narcotic Equipment Violations | 0 | 0 | 0 | 0 |
| Gambling - Betting/Wagering | 0 | 0 | 0 | 0 |
| Gambling - Operating/Promoting | 0 | 0 | 0 | 0 |
| Gambling - Equipment Violations | 0 | 0 | 0 | 0 |
| Gambling - Sports Tampering | 0 | 0 | 0 | 0 |
| Pornography/Obscene Material | 0 | 0 | 0 | 0 |
| Prostitution | 0 | 0 | 0 | 0 |
| Prostitution Assisting/Promoting | 0 | 0 | 0 | 0 |
| Weapon Law Violations | 2 | 2 | 1 | 0 |
| Total Group A Offenses | 70 | 23 | 17 | 9 |



2006 Population Estimate **651**

Offense Overview

Offense Total 47
 Number Cleared 29
 Percent Cleared 61.70 %

Group A Crimes per 100,000
 population 7,219.7

Arrest Overview

Total Arrests 49
 Adult Arrests 46
 Juvenile Arrests 3
 Unknown Age 0

Arrests per 100,000 population 7,526.9

Average number offenses/incident 1.12

Domestic Violence Victims

| Offense | Total | Arrests |
|-------------------------|----------|----------|
| Murder | 0 | 0 |
| Aggravated Assault | 2 | 2 |
| Simple Assault | 5 | 6 |
| Intimidation | 0 | 0 |
| Stalking | 0 | 0 |
| Forcible Rape | 0 | 0 |
| Forcible Sodomy | 0 | 0 |
| Sexual Assault W/Object | 0 | 0 |
| Forcible Fondling | 0 | 0 |
| Incest | 0 | 0 |
| Statutory Rape | 0 | 0 |
| Kidnaping/Abduction | 0 | 0 |
| Total | 7 | 8 |

TIBRS Group B Arrests

| Offense | Adult | Juvenile |
|-----------------------|-----------|----------|
| Bad Checks | 0 | 0 |
| Curfew/Vagrancy | 0 | 0 |
| Disorderly Conduct | 1 | 0 |
| DUI | 6 | 0 |
| Drunkenness | 5 | 0 |
| Family-Non Violent | 0 | 0 |
| Liquor Law Violations | 0 | 0 |
| Peeping Tom | 0 | 0 |
| Runaway | 0 | 0 |
| Trespass | 3 | 0 |
| All Other Offenses | 2 | 0 |
| Total Group B | 17 | 0 |

| TIBRS Group A Offenses | Offenses | | Arrests | |
|------------------------------------|-----------|-----------|-----------|----------|
| | Reported | Cleared | Adult | Juvenile |
| Crimes Against Persons | | | | |
| Murder | 0 | 0 | 0 | 0 |
| Negligent Manslaughter | 0 | 0 | 0 | 0 |
| Kidnaping/Abduction | 0 | 0 | 0 | 0 |
| Forcible Rape | 0 | 0 | 0 | 0 |
| Forcible Sodomy | 0 | 0 | 0 | 0 |
| Sexual Assault W/Object | 0 | 0 | 0 | 0 |
| Forcible Fondling | 0 | 0 | 0 | 0 |
| Incest | 0 | 0 | 0 | 0 |
| Statutory Rape | 0 | 0 | 0 | 0 |
| Aggravated Assault | 4 | 4 | 3 | 0 |
| Simple Assault | 8 | 6 | 8 | 0 |
| Intimidation | 1 | 0 | 0 | 0 |
| Stalking | 0 | 0 | 0 | 0 |
| Crimes Against Property | | | | |
| Arson | 0 | 0 | 0 | 0 |
| Bribery | 0 | 0 | 0 | 0 |
| Burglary | 1 | 0 | 0 | 0 |
| Counterfeiting/Forgery | 0 | 0 | 0 | 0 |
| Destruction/Damage/Vandalism | 1 | 0 | 0 | 0 |
| Embezzlement | 0 | 0 | 0 | 0 |
| Extortion/Blackmail | 0 | 0 | 0 | 0 |
| Fraud - False Pretenses | 1 | 0 | 0 | 0 |
| Fraud - Credit Card/ATM | 0 | 0 | 0 | 0 |
| Fraud - Impersonation | 1 | 1 | 1 | 0 |
| Fraud - Welfare | 0 | 0 | 0 | 0 |
| Fraud - Wire | 0 | 0 | 0 | 0 |
| Motor Vehicle Theft | 1 | 1 | 2 | 0 |
| Robbery | 0 | 0 | 0 | 0 |
| Stolen Property Offenses | 1 | 1 | 0 | 1 |
| Theft - Pocket-picking | 0 | 0 | 0 | 0 |
| Theft - Purse Snatching | 0 | 0 | 0 | 0 |
| Theft - Shoplifting | 1 | 0 | 0 | 0 |
| Theft From Building | 1 | 0 | 0 | 0 |
| Theft From Coin Machine | 0 | 0 | 0 | 0 |
| Theft From Motor Vehicle | 0 | 0 | 0 | 0 |
| Theft of Motor Vehicle Parts | 1 | 0 | 0 | 0 |
| Theft - All Other Larceny | 3 | 0 | 0 | 0 |
| Crimes Against Society | | | | |
| Drug/Narcotic Violations | 16 | 13 | 13 | 2 |
| Drug/Narcotic Equipment Violations | 4 | 1 | 0 | 0 |
| Gambling - Betting/Wagering | 0 | 0 | 0 | 0 |
| Gambling - Operating/Promoting | 0 | 0 | 0 | 0 |
| Gambling - Equipment Violations | 0 | 0 | 0 | 0 |
| Gambling - Sports Tampering | 0 | 0 | 0 | 0 |
| Pornography/Obscene Material | 0 | 0 | 0 | 0 |
| Prostitution | 0 | 0 | 0 | 0 |
| Prostitution Assisting/Promoting | 0 | 0 | 0 | 0 |
| Weapon Law Violations | 2 | 2 | 2 | 0 |
| Total Group A Offenses | 47 | 29 | 29 | 3 |



Chattanooga Police Department - 2007

2006 Population Estimate 155,190

Offense Overview

Offense Total 25,117
Number Cleared 6,728
Percent Cleared 26.79 %

Group A Crimes per 100,000 population 16,184.7

Arrest Overview

Total Arrests 9,134
Adult Arrests 8,503
Juvenile Arrests 631
Unknown Age 0

Arrests per 100,000 population 5,885.7

Average number offenses/incident 1.12

Domestic Violence Victims

| Offense | Total | Arrests |
|-------------------------|--------------|--------------|
| Murder | 1 | 0 |
| Aggravated Assault | 473 | 283 |
| Simple Assault | 1,461 | 839 |
| Intimidation | 62 | 14 |
| Stalking | 18 | 6 |
| Forcible Rape | 32 | 4 |
| Forcible Sodomy | 5 | 0 |
| Sexual Assault W/Object | 2 | 0 |
| Forcible Fondling | 24 | 0 |
| Incest | 1 | 0 |
| Statutory Rape | 5 | 0 |
| Kidnaping/Abduction | 26 | 9 |
| Total | 2,110 | 1,155 |

TIBRS Group B Arrests

| Offense | Adult | Juvenile |
|-----------------------|--------------|-----------|
| Bad Checks | 48 | 0 |
| Curfew/Vagrancy | 0 | 0 |
| Disorderly Conduct | 327 | 37 |
| DUI | 500 | 0 |
| Drunkenness | 597 | 2 |
| Family-Non Violent | 18 | 0 |
| Liquor Law Violations | 71 | 0 |
| Peeping Tom | 0 | 0 |
| Runaway | 0 | 4 |
| Trespass | 286 | 3 |
| All Other Offenses | 1,344 | 10 |
| Total Group B | 3,191 | 56 |

| TIBRS Group A Offenses | Offenses | | Arrests | |
|------------------------------------|---------------|--------------|--------------|------------|
| | Reported | Cleared | Adult | Juvenile |
| Crimes Against Persons | | | | |
| Murder | 11 | 7 | 10 | 1 |
| Negligent Manslaughter | 2 | 0 | 0 | 0 |
| Kidnaping/Abduction | 39 | 23 | 25 | 0 |
| Forcible Rape | 103 | 18 | 12 | 1 |
| Forcible Sodomy | 18 | 2 | 0 | 0 |
| Sexual Assault W/Object | 4 | 2 | 0 | 0 |
| Forcible Fondling | 74 | 22 | 5 | 0 |
| Incest | 1 | 0 | 0 | 0 |
| Statutory Rape | 16 | 5 | 3 | 0 |
| Aggravated Assault | 1,375 | 709 | 479 | 45 |
| Simple Assault | 3,129 | 1,431 | 1,082 | 121 |
| Intimidation | 258 | 72 | 49 | 3 |
| Stalking | 39 | 15 | 12 | 0 |
| Crimes Against Property | | | | |
| Arson | 14 | 5 | 4 | 1 |
| Bribery | 2 | 1 | 1 | 0 |
| Burglary | 2,360 | 195 | 135 | 12 |
| Counterfeiting/Forgery | 333 | 63 | 53 | 0 |
| Destruction/Damage/Vandalism | 3,502 | 380 | 181 | 43 |
| Embezzlement | 102 | 38 | 15 | 1 |
| Extortion/Blackmail | 4 | 1 | 0 | 0 |
| Fraud - False Pretenses | 179 | 24 | 18 | 0 |
| Fraud - Credit Card/ATM | 330 | 36 | 12 | 0 |
| Fraud - Impersonation | 142 | 61 | 51 | 2 |
| Fraud - Welfare | 0 | 0 | 0 | 0 |
| Fraud - Wire | 9 | 0 | 0 | 0 |
| Motor Vehicle Theft | 1,034 | 183 | 105 | 25 |
| Robbery | 524 | 105 | 578 | 21 |
| Stolen Property Offenses | 26 | 25 | 8 | 0 |
| Theft - Pocket-picking | 27 | 0 | 0 | 0 |
| Theft - Purse Snatching | 41 | 2 | 4 | 0 |
| Theft - Shoplifting | 1,636 | 883 | 687 | 165 |
| Theft From Building | 822 | 60 | 57 | 10 |
| Theft From Coin Machine | 68 | 10 | 3 | 0 |
| Theft From Motor Vehicle | 2,361 | 96 | 31 | 6 |
| Theft of Motor Vehicle Parts | 898 | 29 | 16 | 7 |
| Theft - All Other Larceny | 3,323 | 349 | 258 | 28 |
| Crimes Against Society | | | | |
| Drug/Narcotic Violations | 1,498 | 1,138 | 1,032 | 67 |
| Drug/Narcotic Equipment Violations | 534 | 493 | 216 | 1 |
| Gambling - Betting/Wagering | 2 | 2 | 9 | 0 |
| Gambling - Operating/Promoting | 17 | 14 | 23 | 0 |
| Gambling - Equipment Violations | 17 | 15 | 3 | 0 |
| Gambling - Sports Tampering | 0 | 0 | 0 | 0 |
| Pornography/Obscene Material | 4 | 0 | 0 | 0 |
| Prostitution | 58 | 54 | 54 | 0 |
| Prostitution Assisting/Promoting | 7 | 7 | 2 | 0 |
| Weapon Law Violations | 174 | 153 | 79 | 15 |
| Total Group A Offenses | 25,117 | 6,728 | 5,312 | 575 |



Church Hill Public Safety - 2007

2006 Population Estimate 6,552

Offense Overview

Offense Total 444
Number Cleared 218
Percent Cleared 49.10 %

Group A Crimes per 100,000 population 6,776.6

Arrest Overview

Total Arrests 241
Adult Arrests 205
Juvenile Arrests 36
Unknown Age 0

Arrests per 100,000 population 3,678.3

Average number offenses/incident 1.29

Domestic Violence Victims

| Offense | Total | Arrests |
|-------------------------|-----------|-----------|
| Murder | 0 | 0 |
| Aggravated Assault | 9 | 6 |
| Simple Assault | 48 | 24 |
| Intimidation | 2 | 1 |
| Stalking | 0 | 0 |
| Forcible Rape | 0 | 0 |
| Forcible Sodomy | 0 | 0 |
| Sexual Assault W/Object | 0 | 0 |
| Forcible Fondling | 0 | 0 |
| Incest | 0 | 0 |
| Statutory Rape | 1 | 1 |
| Kidnaping/Abduction | 1 | 0 |
| Total | 61 | 32 |

TIBRS Group B Arrests

| Offense | Adult | Juvenile |
|-----------------------|-----------|----------|
| Bad Checks | 0 | 0 |
| Curfew/Vagrancy | 0 | 1 |
| Disorderly Conduct | 12 | 0 |
| DUI | 18 | 0 |
| Drunkenness | 34 | 0 |
| Family-Non Violent | 1 | 0 |
| Liquor Law Violations | 9 | 1 |
| Peeping Tom | 0 | 0 |
| Runaway | 0 | 0 |
| Trespass | 7 | 2 |
| All Other Offenses | 10 | 2 |
| Total Group B | 91 | 6 |

| TIBRS Group A Offenses | Offenses | | Arrests | |
|------------------------------------|------------|------------|------------|-----------|
| | Reported | Cleared | Adult | Juvenile |
| Crimes Against Persons | | | | |
| Murder | 0 | 0 | 0 | 0 |
| Negligent Manslaughter | 0 | 0 | 0 | 0 |
| Kidnaping/Abduction | 1 | 1 | 0 | 0 |
| Forcible Rape | 0 | 0 | 0 | 0 |
| Forcible Sodomy | 0 | 0 | 0 | 0 |
| Sexual Assault W/Object | 0 | 0 | 0 | 0 |
| Forcible Fondling | 1 | 0 | 0 | 0 |
| Incest | 0 | 0 | 0 | 0 |
| Statutory Rape | 1 | 1 | 1 | 0 |
| Aggravated Assault | 13 | 6 | 6 | 0 |
| Simple Assault | 71 | 36 | 24 | 7 |
| Intimidation | 4 | 2 | 0 | 2 |
| Stalking | 0 | 0 | 0 | 0 |
| Crimes Against Property | | | | |
| Arson | 1 | 0 | 0 | 0 |
| Bribery | 0 | 0 | 0 | 0 |
| Burglary | 44 | 9 | 7 | 2 |
| Counterfeiting/Forgery | 33 | 22 | 4 | 1 |
| Destruction/Damage/Vandalism | 54 | 14 | 3 | 4 |
| Embezzlement | 2 | 1 | 0 | 0 |
| Extortion/Blackmail | 0 | 0 | 0 | 0 |
| Fraud - False Pretenses | 33 | 22 | 0 | 0 |
| Fraud - Credit Card/ATM | 0 | 0 | 0 | 0 |
| Fraud - Impersonation | 2 | 2 | 2 | 0 |
| Fraud - Welfare | 0 | 0 | 0 | 0 |
| Fraud - Wire | 0 | 0 | 0 | 0 |
| Motor Vehicle Theft | 12 | 4 | 2 | 0 |
| Robbery | 1 | 0 | 0 | 0 |
| Stolen Property Offenses | 1 | 1 | 2 | 2 |
| Theft - Pocket-picking | 0 | 0 | 0 | 0 |
| Theft - Purse Snatching | 0 | 0 | 0 | 0 |
| Theft - Shoplifting | 15 | 10 | 10 | 0 |
| Theft From Building | 26 | 5 | 4 | 1 |
| Theft From Coin Machine | 5 | 1 | 1 | 0 |
| Theft From Motor Vehicle | 14 | 4 | 1 | 0 |
| Theft of Motor Vehicle Parts | 6 | 0 | 0 | 0 |
| Theft - All Other Larceny | 34 | 7 | 9 | 0 |
| Crimes Against Society | | | | |
| Drug/Narcotic Violations | 44 | 44 | 36 | 11 |
| Drug/Narcotic Equipment Violations | 26 | 26 | 2 | 0 |
| Gambling - Betting/Wagering | 0 | 0 | 0 | 0 |
| Gambling - Operating/Promoting | 0 | 0 | 0 | 0 |
| Gambling - Equipment Violations | 0 | 0 | 0 | 0 |
| Gambling - Sports Tampering | 0 | 0 | 0 | 0 |
| Pornography/Obscene Material | 0 | 0 | 0 | 0 |
| Prostitution | 0 | 0 | 0 | 0 |
| Prostitution Assisting/Promoting | 0 | 0 | 0 | 0 |
| Weapon Law Violations | 0 | 0 | 0 | 0 |
| Total Group A Offenses | 444 | 218 | 114 | 30 |



Clarksburg Police Department - 2007

Clarksville Police Department - 2007

2006 Population Estimate 113,175

Offense Overview

Offense Total 13,698
 Number Cleared 4,780
 Percent Cleared 34.90 %
 Group A Crimes per 100,000 population 12,103.4

Arrest Overview

Total Arrests 6,061
 Adult Arrests 5,653
 Juvenile Arrests 408
 Unknown Age 0
 Arrests per 100,000 population 5,355.4
 Average number offenses/incident 1.13

Domestic Violence Victims

| Offense | Total | Arrests |
|-------------------------|--------------|--------------|
| Murder | 2 | 1 |
| Aggravated Assault | 250 | 176 |
| Simple Assault | 1,547 | 892 |
| Intimidation | 52 | 1 |
| Stalking | 7 | 2 |
| Forcible Rape | 8 | 0 |
| Forcible Sodomy | 1 | 0 |
| Sexual Assault W/Object | 0 | 0 |
| Forcible Fondling | 9 | 0 |
| Incest | 0 | 0 |
| Statutory Rape | 2 | 1 |
| Kidnaping/Abduction | 6 | 1 |
| Total | 1,884 | 1,074 |

TIBRS Group B Arrests

| Offense | Adult | Juvenile |
|-----------------------|--------------|-----------|
| Bad Checks | 1 | 0 |
| Curfew/Vagrancy | 0 | 4 |
| Disorderly Conduct | 147 | 11 |
| DUI | 653 | 3 |
| Drunkenness | 571 | 3 |
| Family-Non Violent | 8 | 0 |
| Liquor Law Violations | 46 | 15 |
| Peeping Tom | 0 | 0 |
| Runaway | 0 | 1 |
| Trespass | 49 | 11 |
| All Other Offenses | 450 | 33 |
| Total Group B | 1,925 | 81 |

| TIBRS Group A Offenses | Offenses | | Arrests | |
|------------------------------------|---------------|--------------|--------------|------------|
| | Reported | Cleared | Adult | Juvenile |
| Crimes Against Persons | | | | |
| Murder | 9 | 6 | 8 | 0 |
| Negligent Manslaughter | 0 | 0 | 0 | 0 |
| Kidnaping/Abduction | 18 | 5 | 8 | 1 |
| Forcible Rape | 65 | 21 | 11 | 1 |
| Forcible Sodomy | 7 | 1 | 1 | 0 |
| Sexual Assault W/Object | 0 | 0 | 0 | 0 |
| Forcible Fondling | 64 | 21 | 17 | 0 |
| Incest | 0 | 0 | 0 | 0 |
| Statutory Rape | 14 | 6 | 4 | 0 |
| Aggravated Assault | 762 | 456 | 348 | 25 |
| Simple Assault | 2,462 | 1,072 | 929 | 69 |
| Intimidation | 394 | 17 | 14 | 0 |
| Stalking | 23 | 2 | 2 | 0 |
| Crimes Against Property | | | | |
| Arson | 23 | 3 | 1 | 1 |
| Bribery | 7 | 3 | 0 | 0 |
| Burglary | 1,494 | 242 | 182 | 58 |
| Counterfeiting/Forgery | 255 | 67 | 30 | 1 |
| Destruction/Damage/Vandalism | 1,575 | 130 | 71 | 13 |
| Embezzlement | 52 | 18 | 19 | 0 |
| Extortion/Blackmail | 3 | 0 | 0 | 0 |
| Fraud - False Pretenses | 164 | 21 | 8 | 0 |
| Fraud - Credit Card/ATM | 786 | 125 | 32 | 1 |
| Fraud - Impersonation | 339 | 214 | 156 | 9 |
| Fraud - Welfare | 0 | 0 | 0 | 0 |
| Fraud - Wire | 0 | 0 | 0 | 0 |
| Motor Vehicle Theft | 326 | 61 | 45 | 10 |
| Robbery | 159 | 42 | 42 | 4 |
| Stolen Property Offenses | 13 | 10 | 10 | 1 |
| Theft - Pocket-picking | 2 | 0 | 0 | 0 |
| Theft - Purse Snatching | 5 | 1 | 1 | 0 |
| Theft - Shoplifting | 543 | 342 | 349 | 38 |
| Theft From Building | 693 | 64 | 46 | 8 |
| Theft From Coin Machine | 36 | 11 | 8 | 2 |
| Theft From Motor Vehicle | 686 | 73 | 50 | 8 |
| Theft of Motor Vehicle Parts | 226 | 27 | 23 | 3 |
| Theft - All Other Larceny | 764 | 57 | 66 | 7 |
| Crimes Against Society | | | | |
| Drug/Narcotic Violations | 937 | 896 | 868 | 58 |
| Drug/Narcotic Equipment Violations | 611 | 598 | 281 | 4 |
| Gambling - Betting/Wagering | 2 | 2 | 0 | 2 |
| Gambling - Operating/Promoting | 0 | 0 | 0 | 0 |
| Gambling - Equipment Violations | 0 | 0 | 0 | 0 |
| Gambling - Sports Tampering | 0 | 0 | 0 | 0 |
| Pornography/Obscene Material | 3 | 0 | 0 | 0 |
| Prostitution | 5 | 4 | 1 | 0 |
| Prostitution Assisting/Promoting | 2 | 2 | 1 | 0 |
| Weapon Law Violations | 169 | 160 | 96 | 3 |
| Total Group A Offenses | 13,698 | 4,780 | 3,728 | 327 |



2006 Population Estimate **38,627**

Offense Overview

Offense Total 5,728
 Number Cleared 1,113
 Percent Cleared 19.43 %
 Group A Crimes per 100,000
 population 14,829.0

Arrest Overview

Total Arrests 2,498
 Adult Arrests 2,335
 Juvenile Arrests 163
 Unknown Age 0
 Arrests per 100,000 population 6,467.0
 Average number offenses/incident 1.14

Domestic Violence Victims

| Offense | Total | Arrests |
|-------------------------|------------|------------|
| Murder | 1 | 0 |
| Aggravated Assault | 136 | 45 |
| Simple Assault | 399 | 134 |
| Intimidation | 145 | 4 |
| Stalking | 5 | 0 |
| Forcible Rape | 7 | 0 |
| Forcible Sodomy | 1 | 0 |
| Sexual Assault W/Object | 3 | 0 |
| Forcible Fondling | 14 | 0 |
| Incest | 1 | 0 |
| Statutory Rape | 1 | 0 |
| Kidnaping/Abduction | 8 | 1 |
| Total | 721 | 184 |

TIBRS Group B Arrests

| Offense | Adult | Juvenile |
|-----------------------|--------------|-----------|
| Bad Checks | 1 | 0 |
| Curfew/Vagrancy | 0 | 0 |
| Disorderly Conduct | 39 | 34 |
| DUI | 191 | 0 |
| Drunkenness | 178 | 2 |
| Family-Non Violent | 49 | 0 |
| Liquor Law Violations | 82 | 9 |
| Peeping Tom | 0 | 0 |
| Runaway | 0 | 0 |
| Trespass | 26 | 4 |
| All Other Offenses | 869 | 19 |
| Total Group B | 1,435 | 68 |

| TIBRS Group A Offenses | Offenses | | Arrests | |
|------------------------------------|--------------|--------------|------------|-----------|
| | Reported | Cleared | Adult | Juvenile |
| Crimes Against Persons | | | | |
| Murder | 1 | 1 | 0 | 0 |
| Negligent Manslaughter | 0 | 0 | 0 | 0 |
| Kidnaping/Abduction | 15 | 1 | 1 | 0 |
| Forcible Rape | 24 | 0 | 0 | 0 |
| Forcible Sodomy | 2 | 0 | 0 | 0 |
| Sexual Assault W/Object | 9 | 2 | 1 | 0 |
| Forcible Fondling | 42 | 1 | 0 | 0 |
| Incest | 1 | 0 | 0 | 0 |
| Statutory Rape | 2 | 1 | 1 | 0 |
| Aggravated Assault | 358 | 90 | 65 | 8 |
| Simple Assault | 714 | 234 | 181 | 14 |
| Intimidation | 424 | 11 | 6 | 3 |
| Stalking | 13 | 0 | 0 | 0 |
| Crimes Against Property | | | | |
| Arson | 13 | 0 | 0 | 0 |
| Bribery | 0 | 0 | 0 | 0 |
| Burglary | 468 | 25 | 20 | 1 |
| Counterfeiting/Forgery | 97 | 16 | 11 | 1 |
| Destruction/Damage/Vandalism | 785 | 41 | 25 | 4 |
| Embezzlement | 60 | 10 | 8 | 3 |
| Extortion/Blackmail | 1 | 0 | 0 | 0 |
| Fraud - False Pretenses | 172 | 21 | 10 | 2 |
| Fraud - Credit Card/ATM | 75 | 10 | 8 | 0 |
| Fraud - Impersonation | 46 | 18 | 10 | 0 |
| Fraud - Welfare | 0 | 0 | 0 | 0 |
| Fraud - Wire | 6 | 0 | 0 | 0 |
| Motor Vehicle Theft | 123 | 9 | 4 | 2 |
| Robbery | 48 | 7 | 11 | 0 |
| Stolen Property Offenses | 38 | 10 | 7 | 1 |
| Theft - Pocket-picking | 2 | 0 | 0 | 0 |
| Theft - Purse Snatching | 2 | 0 | 0 | 0 |
| Theft - Shoplifting | 336 | 213 | 224 | 23 |
| Theft From Building | 377 | 15 | 10 | 4 |
| Theft From Coin Machine | 26 | 3 | 3 | 0 |
| Theft From Motor Vehicle | 320 | 10 | 10 | 0 |
| Theft of Motor Vehicle Parts | 177 | 3 | 2 | 0 |
| Theft - All Other Larceny | 559 | 11 | 9 | 3 |
| Crimes Against Society | | | | |
| Drug/Narcotic Violations | 236 | 215 | 223 | 22 |
| Drug/Narcotic Equipment Violations | 124 | 109 | 38 | 0 |
| Gambling - Betting/Wagering | 0 | 0 | 0 | 0 |
| Gambling - Operating/Promoting | 0 | 0 | 0 | 0 |
| Gambling - Equipment Violations | 0 | 0 | 0 | 0 |
| Gambling - Sports Tampering | 0 | 0 | 0 | 0 |
| Pornography/Obscene Material | 3 | 1 | 0 | 0 |
| Prostitution | 1 | 1 | 0 | 0 |
| Prostitution Assisting/Promoting | 0 | 0 | 0 | 0 |
| Weapon Law Violations | 28 | 24 | 12 | 4 |
| Total Group A Offenses | 5,728 | 1,113 | 900 | 95 |



Clifton Police Department - 2007

2006 Population Estimate 2,686

Offense Overview

Offense Total 40
Number Cleared 20
Percent Cleared 50.00 %

Group A Crimes per 100,000 population 1,489.2

Arrest Overview

Total Arrests 39
Adult Arrests 35
Juvenile Arrests 4
Unknown Age 0

Arrests per 100,000 population 1,452.0

Average number offenses/incident 1.05

Domestic Violence Victims

| Offense | Total | Arrests |
|-------------------------|----------|----------|
| Murder | 0 | 0 |
| Aggravated Assault | 3 | 3 |
| Simple Assault | 3 | 3 |
| Intimidation | 1 | 0 |
| Stalking | 0 | 0 |
| Forcible Rape | 0 | 0 |
| Forcible Sodomy | 0 | 0 |
| Sexual Assault W/Object | 0 | 0 |
| Forcible Fondling | 0 | 0 |
| Incest | 0 | 0 |
| Statutory Rape | 0 | 0 |
| Kidnaping/Abduction | 0 | 0 |
| Total | 7 | 6 |

TIBRS Group B Arrests

| Offense | Adult | Juvenile |
|-----------------------|-----------|----------|
| Bad Checks | 0 | 0 |
| Curfew/Vagrancy | 0 | 0 |
| Disorderly Conduct | 1 | 0 |
| DUI | 1 | 0 |
| Drunkenness | 6 | 0 |
| Family-Non Violent | 0 | 0 |
| Liquor Law Violations | 0 | 4 |
| Peeping Tom | 0 | 0 |
| Runaway | 0 | 0 |
| Trespass | 4 | 0 |
| All Other Offenses | 4 | 0 |
| Total Group B | 16 | 4 |

| TIBRS Group A Offenses | Offenses | | Arrests | |
|------------------------------------|-----------|-----------|-----------|----------|
| | Reported | Cleared | Adult | Juvenile |
| Crimes Against Persons | | | | |
| Murder | 0 | 0 | 0 | 0 |
| Negligent Manslaughter | 0 | 0 | 0 | 0 |
| Kidnaping/Abduction | 0 | 0 | 0 | 0 |
| Forcible Rape | 0 | 0 | 0 | 0 |
| Forcible Sodomy | 0 | 0 | 0 | 0 |
| Sexual Assault W/Object | 0 | 0 | 0 | 0 |
| Forcible Fondling | 0 | 0 | 0 | 0 |
| Incest | 0 | 0 | 0 | 0 |
| Statutory Rape | 0 | 0 | 0 | 0 |
| Aggravated Assault | 9 | 8 | 7 | 0 |
| Simple Assault | 6 | 5 | 4 | 0 |
| Intimidation | 1 | 0 | 1 | 0 |
| Stalking | 0 | 0 | 0 | 0 |
| Crimes Against Property | | | | |
| Arson | 0 | 0 | 0 | 0 |
| Bribery | 0 | 0 | 0 | 0 |
| Burglary | 6 | 0 | 0 | 0 |
| Counterfeiting/Forgery | 1 | 1 | 1 | 0 |
| Destruction/Damage/Vandalism | 5 | 0 | 0 | 0 |
| Embezzlement | 0 | 0 | 0 | 0 |
| Extortion/Blackmail | 0 | 0 | 0 | 0 |
| Fraud - False Pretenses | 0 | 0 | 0 | 0 |
| Fraud - Credit Card/ATM | 0 | 0 | 0 | 0 |
| Fraud - Impersonation | 1 | 1 | 1 | 0 |
| Fraud - Welfare | 0 | 0 | 0 | 0 |
| Fraud - Wire | 0 | 0 | 0 | 0 |
| Motor Vehicle Theft | 1 | 0 | 0 | 0 |
| Robbery | 0 | 0 | 0 | 0 |
| Stolen Property Offenses | 0 | 0 | 0 | 0 |
| Theft - Pocket-picking | 0 | 0 | 0 | 0 |
| Theft - Purse Snatching | 0 | 0 | 0 | 0 |
| Theft - Shoplifting | 0 | 0 | 0 | 0 |
| Theft From Building | 2 | 1 | 1 | 0 |
| Theft From Coin Machine | 0 | 0 | 0 | 0 |
| Theft From Motor Vehicle | 2 | 0 | 0 | 0 |
| Theft of Motor Vehicle Parts | 0 | 0 | 0 | 0 |
| Theft - All Other Larceny | 1 | 0 | 0 | 0 |
| Crimes Against Society | | | | |
| Drug/Narcotic Violations | 4 | 3 | 3 | 0 |
| Drug/Narcotic Equipment Violations | 1 | 1 | 1 | 0 |
| Gambling - Betting/Wagering | 0 | 0 | 0 | 0 |
| Gambling - Operating/Promoting | 0 | 0 | 0 | 0 |
| Gambling - Equipment Violations | 0 | 0 | 0 | 0 |
| Gambling - Sports Tampering | 0 | 0 | 0 | 0 |
| Pornography/Obscene Material | 0 | 0 | 0 | 0 |
| Prostitution | 0 | 0 | 0 | 0 |
| Prostitution Assisting/Promoting | 0 | 0 | 0 | 0 |
| Weapon Law Violations | 0 | 0 | 0 | 0 |
| Total Group A Offenses | 40 | 20 | 19 | 0 |



Clinton Police Department - 2007

2006 Population Estimate **9,504**

Offense Overview

Offense Total 1,435
 Number Cleared 683
 Percent Cleared 47.60 %

Group A Crimes per 100,000 population 15,098.9

Arrest Overview

Total Arrests 779
 Adult Arrests 672
 Juvenile Arrests 107
 Unknown Age 0

Arrests per 100,000 population 8,196.5

Average number offenses/incident 1.18

Domestic Violence Victims

| Offense | Total | Arrests |
|-------------------------|------------|-----------|
| Murder | 0 | 0 |
| Aggravated Assault | 16 | 12 |
| Simple Assault | 105 | 38 |
| Intimidation | 31 | 0 |
| Stalking | 0 | 0 |
| Forcible Rape | 0 | 0 |
| Forcible Sodomy | 0 | 0 |
| Sexual Assault W/Object | 0 | 0 |
| Forcible Fondling | 0 | 0 |
| Incest | 0 | 0 |
| Statutory Rape | 0 | 0 |
| Kidnaping/Abduction | 2 | 0 |
| Total | 154 | 50 |

TIBRS Group B Arrests

| Offense | Adult | Juvenile |
|-----------------------|------------|-----------|
| Bad Checks | 0 | 0 |
| Curfew/Vagrancy | 0 | 0 |
| Disorderly Conduct | 7 | 5 |
| DUI | 36 | 1 |
| Drunkenness | 49 | 0 |
| Family-Non Violent | 0 | 0 |
| Liquor Law Violations | 16 | 10 |
| Peeping Tom | 0 | 0 |
| Runaway | 0 | 7 |
| Trespass | 7 | 6 |
| All Other Offenses | 162 | 17 |
| Total Group B | 277 | 46 |

| TIBRS Group A Offenses | Offenses | | Arrests | |
|------------------------------------|--------------|------------|------------|-----------|
| | Reported | Cleared | Adult | Juvenile |
| Crimes Against Persons | | | | |
| Murder | 0 | 0 | 0 | 0 |
| Negligent Manslaughter | 0 | 0 | 0 | 0 |
| Kidnaping/Abduction | 3 | 2 | 0 | 0 |
| Forcible Rape | 1 | 0 | 0 | 0 |
| Forcible Sodomy | 0 | 0 | 0 | 0 |
| Sexual Assault W/Object | 0 | 0 | 0 | 0 |
| Forcible Fondling | 2 | 0 | 0 | 0 |
| Incest | 0 | 0 | 0 | 0 |
| Statutory Rape | 2 | 1 | 1 | 0 |
| Aggravated Assault | 45 | 34 | 24 | 3 |
| Simple Assault | 203 | 123 | 53 | 14 |
| Intimidation | 81 | 7 | 0 | 0 |
| Stalking | 0 | 0 | 0 | 0 |
| Crimes Against Property | | | | |
| Arson | 3 | 1 | 1 | 0 |
| Bribery | 0 | 0 | 0 | 0 |
| Burglary | 103 | 18 | 10 | 0 |
| Counterfeiting/Forgery | 47 | 24 | 10 | 0 |
| Destruction/Damage/Vandalism | 120 | 28 | 8 | 6 |
| Embezzlement | 19 | 6 | 3 | 6 |
| Extortion/Blackmail | 0 | 0 | 0 | 0 |
| Fraud - False Pretenses | 94 | 42 | 20 | 0 |
| Fraud - Credit Card/ATM | 47 | 3 | 1 | 0 |
| Fraud - Impersonation | 14 | 12 | 5 | 1 |
| Fraud - Welfare | 0 | 0 | 0 | 0 |
| Fraud - Wire | 0 | 0 | 0 | 0 |
| Motor Vehicle Theft | 30 | 11 | 6 | 0 |
| Robbery | 8 | 5 | 3 | 2 |
| Stolen Property Offenses | 6 | 5 | 3 | 0 |
| Theft - Pocket-picking | 0 | 0 | 0 | 0 |
| Theft - Purse Snatching | 1 | 0 | 0 | 0 |
| Theft - Shoplifting | 70 | 52 | 45 | 0 |
| Theft From Building | 88 | 16 | 6 | 1 |
| Theft From Coin Machine | 9 | 1 | 0 | 0 |
| Theft From Motor Vehicle | 83 | 11 | 9 | 4 |
| Theft of Motor Vehicle Parts | 22 | 1 | 0 | 0 |
| Theft - All Other Larceny | 60 | 11 | 10 | 0 |
| Crimes Against Society | | | | |
| Drug/Narcotic Violations | 139 | 138 | 125 | 17 |
| Drug/Narcotic Equipment Violations | 113 | 111 | 42 | 4 |
| Gambling - Betting/Wagering | 0 | 0 | 0 | 0 |
| Gambling - Operating/Promoting | 0 | 0 | 0 | 0 |
| Gambling - Equipment Violations | 0 | 0 | 0 | 0 |
| Gambling - Sports Tampering | 0 | 0 | 0 | 0 |
| Pornography/Obscene Material | 0 | 0 | 0 | 0 |
| Prostitution | 0 | 0 | 0 | 0 |
| Prostitution Assisting/Promoting | 0 | 0 | 0 | 0 |
| Weapon Law Violations | 22 | 20 | 10 | 3 |
| Total Group A Offenses | 1,435 | 683 | 395 | 61 |



Collegedale Police Department - 2007

2006 Population Estimate 7,323

Offense Overview

Offense Total 534
Number Cleared 234
Percent Cleared 43.82 %

Group A Crimes per 100,000 population 7,292.1

Arrest Overview

Total Arrests 478
Adult Arrests 449
Juvenile Arrests 29
Unknown Age 0

Arrests per 100,000 population 6,527.4

Average number offenses/incident 1.18

Domestic Violence Victims

| Offense | Total | Arrests |
|-------------------------|-----------|-----------|
| Murder | 0 | 0 |
| Aggravated Assault | 5 | 3 |
| Simple Assault | 26 | 17 |
| Intimidation | 6 | 3 |
| Stalking | 0 | 0 |
| Forcible Rape | 0 | 0 |
| Forcible Sodomy | 0 | 0 |
| Sexual Assault W/Object | 0 | 0 |
| Forcible Fondling | 1 | 1 |
| Incest | 0 | 0 |
| Statutory Rape | 0 | 0 |
| Kidnaping/Abduction | 1 | 1 |
| Total | 39 | 25 |

TIBRS Group B Arrests

| Offense | Adult | Juvenile |
|-----------------------|------------|-----------|
| Bad Checks | 3 | 0 |
| Curfew/Vagrancy | 0 | 3 |
| Disorderly Conduct | 3 | 0 |
| DUI | 62 | 2 |
| Drunkenness | 8 | 0 |
| Family-Non Violent | 1 | 0 |
| Liquor Law Violations | 36 | 10 |
| Peeping Tom | 0 | 0 |
| Runaway | 0 | 0 |
| Trespass | 2 | 0 |
| All Other Offenses | 158 | 2 |
| Total Group B | 273 | 17 |

| TIBRS Group A Offenses | Offenses | | Arrests | |
|------------------------------------|------------|------------|------------|-----------|
| | Reported | Cleared | Adult | Juvenile |
| Crimes Against Persons | | | | |
| Murder | 0 | 0 | 0 | 0 |
| Negligent Manslaughter | 0 | 0 | 0 | 0 |
| Kidnaping/Abduction | 2 | 2 | 1 | 0 |
| Forcible Rape | 2 | 0 | 0 | 0 |
| Forcible Sodomy | 0 | 0 | 0 | 0 |
| Sexual Assault W/Object | 0 | 0 | 0 | 0 |
| Forcible Fondling | 1 | 1 | 1 | 0 |
| Incest | 0 | 0 | 0 | 0 |
| Statutory Rape | 0 | 0 | 0 | 0 |
| Aggravated Assault | 14 | 13 | 9 | 0 |
| Simple Assault | 42 | 33 | 21 | 2 |
| Intimidation | 26 | 9 | 9 | 0 |
| Stalking | 0 | 0 | 0 | 0 |
| Crimes Against Property | | | | |
| Arson | 0 | 0 | 0 | 0 |
| Bribery | 0 | 0 | 0 | 0 |
| Burglary | 21 | 4 | 4 | 0 |
| Counterfeiting/Forgery | 8 | 4 | 5 | 0 |
| Destruction/Damage/Vandalism | 28 | 6 | 1 | 1 |
| Embezzlement | 7 | 4 | 4 | 0 |
| Extortion/Blackmail | 1 | 1 | 2 | 0 |
| Fraud - False Pretenses | 9 | 1 | 0 | 0 |
| Fraud - Credit Card/ATM | 11 | 1 | 1 | 0 |
| Fraud - Impersonation | 10 | 10 | 5 | 0 |
| Fraud - Welfare | 0 | 0 | 0 | 0 |
| Fraud - Wire | 2 | 0 | 0 | 0 |
| Motor Vehicle Theft | 4 | 0 | 0 | 0 |
| Robbery | 3 | 1 | 1 | 0 |
| Stolen Property Offenses | 7 | 7 | 5 | 0 |
| Theft - Pocket-picking | 0 | 0 | 0 | 0 |
| Theft - Purse Snatching | 0 | 0 | 0 | 0 |
| Theft - Shoplifting | 24 | 14 | 18 | 1 |
| Theft From Building | 39 | 3 | 3 | 0 |
| Theft From Coin Machine | 2 | 0 | 0 | 0 |
| Theft From Motor Vehicle | 45 | 3 | 2 | 0 |
| Theft of Motor Vehicle Parts | 9 | 1 | 1 | 0 |
| Theft - All Other Larceny | 103 | 5 | 8 | 0 |
| Crimes Against Society | | | | |
| Drug/Narcotic Violations | 57 | 56 | 54 | 6 |
| Drug/Narcotic Equipment Violations | 46 | 44 | 11 | 2 |
| Gambling - Betting/Wagering | 0 | 0 | 0 | 0 |
| Gambling - Operating/Promoting | 0 | 0 | 0 | 0 |
| Gambling - Equipment Violations | 0 | 0 | 0 | 0 |
| Gambling - Sports Tampering | 0 | 0 | 0 | 0 |
| Pornography/Obscene Material | 0 | 0 | 0 | 0 |
| Prostitution | 0 | 0 | 0 | 0 |
| Prostitution Assisting/Promoting | 0 | 0 | 0 | 0 |
| Weapon Law Violations | 11 | 11 | 10 | 0 |
| Total Group A Offenses | 534 | 234 | 176 | 12 |



Collierville Police Department - 2007

2006 Population Estimate 38,678

Offense Overview

Offense Total 2,195
Number Cleared 1,210
Percent Cleared 55.13 %

Group A Crimes per 100,000 population 5,675.1

Arrest Overview

Total Arrests 1,868
Adult Arrests 1,379
Juvenile Arrests 489
Unknown Age 0

Arrests per 100,000 population 4,829.6

Average number offenses/incident 1.13

Domestic Violence Victims

| Offense | Total | Arrests |
|-------------------------|------------|------------|
| Murder | 0 | 0 |
| Aggravated Assault | 15 | 11 |
| Simple Assault | 170 | 87 |
| Intimidation | 29 | 6 |
| Stalking | 1 | 1 |
| Forcible Rape | 0 | 0 |
| Forcible Sodomy | 0 | 0 |
| Sexual Assault W/Object | 0 | 0 |
| Forcible Fondling | 6 | 5 |
| Incest | 0 | 0 |
| Statutory Rape | 1 | 1 |
| Kidnaping/Abduction | 1 | 1 |
| Total | 223 | 112 |

TIBRS Group B Arrests

| Offense | Adult | Juvenile |
|-----------------------|------------|------------|
| Bad Checks | 5 | 0 |
| Curfew/Vagrancy | 0 | 168 |
| Disorderly Conduct | 11 | 8 |
| DUI | 167 | 5 |
| Drunkenness | 64 | 4 |
| Family-Non Violent | 0 | 0 |
| Liquor Law Violations | 65 | 59 |
| Peeping Tom | 0 | 0 |
| Runaway | 0 | 5 |
| Trespass | 3 | 13 |
| All Other Offenses | 471 | 13 |
| Total Group B | 786 | 275 |

| TIBRS Group A Offenses | Offenses | | Arrests | |
|------------------------------------|--------------|--------------|------------|------------|
| | Reported | Cleared | Adult | Juvenile |
| Crimes Against Persons | | | | |
| Murder | 0 | 0 | 0 | 0 |
| Negligent Manslaughter | 0 | 0 | 0 | 0 |
| Kidnaping/Abduction | 1 | 1 | 1 | 0 |
| Forcible Rape | 1 | 1 | 1 | 0 |
| Forcible Sodomy | 0 | 0 | 0 | 0 |
| Sexual Assault W/Object | 0 | 0 | 0 | 0 |
| Forcible Fondling | 16 | 15 | 8 | 2 |
| Incest | 0 | 0 | 0 | 0 |
| Statutory Rape | 3 | 3 | 3 | 0 |
| Aggravated Assault | 48 | 41 | 25 | 2 |
| Simple Assault | 282 | 256 | 73 | 50 |
| Intimidation | 113 | 81 | 19 | 4 |
| Stalking | 1 | 1 | 1 | 0 |
| Crimes Against Property | | | | |
| Arson | 4 | 1 | 0 | 0 |
| Bribery | 0 | 0 | 0 | 0 |
| Burglary | 129 | 20 | 13 | 2 |
| Counterfeiting/Forgery | 70 | 51 | 38 | 0 |
| Destruction/Damage/Vandalism | 329 | 100 | 18 | 24 |
| Embezzlement | 74 | 57 | 31 | 10 |
| Extortion/Blackmail | 0 | 0 | 0 | 0 |
| Fraud - False Pretenses | 39 | 23 | 10 | 0 |
| Fraud - Credit Card/ATM | 35 | 19 | 0 | 0 |
| Fraud - Impersonation | 63 | 33 | 14 | 0 |
| Fraud - Welfare | 0 | 0 | 0 | 0 |
| Fraud - Wire | 0 | 0 | 0 | 0 |
| Motor Vehicle Theft | 34 | 12 | 3 | 4 |
| Robbery | 12 | 6 | 6 | 1 |
| Stolen Property Offenses | 5 | 3 | 2 | 0 |
| Theft - Pocket-picking | 1 | 0 | 0 | 0 |
| Theft - Purse Snatching | 0 | 0 | 0 | 0 |
| Theft - Shoplifting | 165 | 121 | 82 | 45 |
| Theft From Building | 156 | 52 | 13 | 5 |
| Theft From Coin Machine | 0 | 0 | 0 | 0 |
| Theft From Motor Vehicle | 159 | 21 | 40 | 0 |
| Theft of Motor Vehicle Parts | 59 | 5 | 3 | 0 |
| Theft - All Other Larceny | 127 | 32 | 9 | 1 |
| Crimes Against Society | | | | |
| Drug/Narcotic Violations | 160 | 150 | 144 | 49 |
| Drug/Narcotic Equipment Violations | 80 | 76 | 21 | 2 |
| Gambling - Betting/Wagering | 0 | 0 | 0 | 0 |
| Gambling - Operating/Promoting | 0 | 0 | 0 | 0 |
| Gambling - Equipment Violations | 0 | 0 | 0 | 0 |
| Gambling - Sports Tampering | 0 | 0 | 0 | 0 |
| Pornography/Obscene Material | 0 | 0 | 0 | 0 |
| Prostitution | 0 | 0 | 0 | 0 |
| Prostitution Assisting/Promoting | 0 | 0 | 0 | 0 |
| Weapon Law Violations | 29 | 29 | 15 | 13 |
| Total Group A Offenses | 2,195 | 1,210 | 593 | 214 |



Collinwood Police Department - 2007

2006 Population Estimate 1,036

Offense Overview

Offense Total 43
 Number Cleared 20
 Percent Cleared 46.51 %

Group A Crimes per 100,000 population 4,150.6

Arrest Overview

Total Arrests 29
 Adult Arrests 29
 Juvenile Arrests 0
 Unknown Age 0

Arrests per 100,000 population 2,799.2

Average number offenses/incident 1.05

Domestic Violence Victims

| Offense | Total | Arrests |
|-------------------------|----------|----------|
| Murder | 0 | 0 |
| Aggravated Assault | 1 | 2 |
| Simple Assault | 5 | 3 |
| Intimidation | 0 | 0 |
| Stalking | 0 | 0 |
| Forcible Rape | 0 | 0 |
| Forcible Sodomy | 0 | 0 |
| Sexual Assault W/Object | 0 | 0 |
| Forcible Fondling | 0 | 0 |
| Incest | 0 | 0 |
| Statutory Rape | 0 | 0 |
| Kidnaping/Abduction | 0 | 0 |
| Total | 6 | 5 |

TIBRS Group B Arrests

| Offense | Adult | Juvenile |
|-----------------------|-----------|----------|
| Bad Checks | 0 | 0 |
| Curfew/Vagrancy | 0 | 0 |
| Disorderly Conduct | 1 | 0 |
| DUI | 11 | 0 |
| Drunkenness | 1 | 0 |
| Family-Non Violent | 0 | 0 |
| Liquor Law Violations | 1 | 0 |
| Peeping Tom | 0 | 0 |
| Runaway | 0 | 0 |
| Trespass | 0 | 0 |
| All Other Offenses | 3 | 0 |
| Total Group B | 17 | 0 |

| TIBRS Group A Offenses | Offenses | | Arrests | |
|------------------------------------|-----------|-----------|-----------|----------|
| | Reported | Cleared | Adult | Juvenile |
| Crimes Against Persons | | | | |
| Murder | 0 | 0 | 0 | 0 |
| Negligent Manslaughter | 0 | 0 | 0 | 0 |
| Kidnaping/Abduction | 0 | 0 | 0 | 0 |
| Forcible Rape | 0 | 0 | 0 | 0 |
| Forcible Sodomy | 0 | 0 | 0 | 0 |
| Sexual Assault W/Object | 0 | 0 | 0 | 0 |
| Forcible Fondling | 0 | 0 | 0 | 0 |
| Incest | 0 | 0 | 0 | 0 |
| Statutory Rape | 0 | 0 | 0 | 0 |
| Aggravated Assault | 2 | 1 | 2 | 0 |
| Simple Assault | 7 | 6 | 4 | 0 |
| Intimidation | 0 | 0 | 0 | 0 |
| Stalking | 0 | 0 | 0 | 0 |
| Crimes Against Property | | | | |
| Arson | 2 | 1 | 1 | 0 |
| Bribery | 0 | 0 | 0 | 0 |
| Burglary | 2 | 0 | 0 | 0 |
| Counterfeiting/Forgery | 1 | 0 | 0 | 0 |
| Destruction/Damage/Vandalism | 10 | 3 | 1 | 0 |
| Embezzlement | 0 | 0 | 0 | 0 |
| Extortion/Blackmail | 0 | 0 | 0 | 0 |
| Fraud - False Pretenses | 0 | 0 | 0 | 0 |
| Fraud - Credit Card/ATM | 0 | 0 | 0 | 0 |
| Fraud - Impersonation | 0 | 0 | 0 | 0 |
| Fraud - Welfare | 0 | 0 | 0 | 0 |
| Fraud - Wire | 0 | 0 | 0 | 0 |
| Motor Vehicle Theft | 1 | 0 | 0 | 0 |
| Robbery | 0 | 0 | 0 | 0 |
| Stolen Property Offenses | 0 | 0 | 0 | 0 |
| Theft - Pocket-picking | 0 | 0 | 0 | 0 |
| Theft - Purse Snatching | 0 | 0 | 0 | 0 |
| Theft - Shoplifting | 1 | 1 | 0 | 0 |
| Theft From Building | 3 | 0 | 0 | 0 |
| Theft From Coin Machine | 0 | 0 | 0 | 0 |
| Theft From Motor Vehicle | 1 | 0 | 0 | 0 |
| Theft of Motor Vehicle Parts | 2 | 0 | 0 | 0 |
| Theft - All Other Larceny | 2 | 0 | 0 | 0 |
| Crimes Against Society | | | | |
| Drug/Narcotic Violations | 6 | 5 | 2 | 0 |
| Drug/Narcotic Equipment Violations | 0 | 0 | 0 | 0 |
| Gambling - Betting/Wagering | 0 | 0 | 0 | 0 |
| Gambling - Operating/Promoting | 0 | 0 | 0 | 0 |
| Gambling - Equipment Violations | 0 | 0 | 0 | 0 |
| Gambling - Sports Tampering | 0 | 0 | 0 | 0 |
| Pornography/Obscene Material | 0 | 0 | 0 | 0 |
| Prostitution | 0 | 0 | 0 | 0 |
| Prostitution Assisting/Promoting | 0 | 0 | 0 | 0 |
| Weapon Law Violations | 3 | 3 | 2 | 0 |
| Total Group A Offenses | 43 | 20 | 12 | 0 |



Columbia Police Department - 2007

2006 Population Estimate 33,811

Offense Overview

Offense Total 5,561
Number Cleared 1,814
Percent Cleared 32.62 %

Group A Crimes per 100,000 population 16,447.3

Arrest Overview

Total Arrests 2,343
Adult Arrests 1,986
Juvenile Arrests 357
Unknown Age 0

Arrests per 100,000 population 6,929.7

Average number offenses/incident 1.26

Domestic Violence Victims

| Offense | Total | Arrests |
|-------------------------|--------------|------------|
| Murder | 2 | 2 |
| Aggravated Assault | 145 | 60 |
| Simple Assault | 952 | 155 |
| Intimidation | 189 | 9 |
| Stalking | 7 | 0 |
| Forcible Rape | 5 | 3 |
| Forcible Sodomy | 3 | 0 |
| Sexual Assault W/Object | 0 | 0 |
| Forcible Fondling | 3 | 0 |
| Incest | 0 | 0 |
| Statutory Rape | 1 | 0 |
| Kidnaping/Abduction | 8 | 5 |
| Total | 1,315 | 234 |

TIBRS Group B Arrests

| Offense | Adult | Juvenile |
|-----------------------|------------|------------|
| Bad Checks | 2 | 0 |
| Curfew/Vagrancy | 1 | 64 |
| Disorderly Conduct | 30 | 1 |
| DUI | 195 | 4 |
| Drunkenness | 280 | 1 |
| Family-Non Violent | 1 | 0 |
| Liquor Law Violations | 85 | 21 |
| Peeping Tom | 0 | 0 |
| Runaway | 0 | 59 |
| Trespass | 18 | 1 |
| All Other Offenses | 133 | 18 |
| Total Group B | 745 | 169 |

| TIBRS Group A Offenses | Offenses | | Arrests | |
|------------------------------------|--------------|--------------|--------------|------------|
| | Reported | Cleared | Adult | Juvenile |
| Crimes Against Persons | | | | |
| Murder | 5 | 4 | 4 | 0 |
| Negligent Manslaughter | 0 | 0 | 0 | 0 |
| Kidnaping/Abduction | 18 | 12 | 8 | 0 |
| Forcible Rape | 20 | 10 | 6 | 0 |
| Forcible Sodomy | 3 | 2 | 0 | 0 |
| Sexual Assault W/Object | 0 | 0 | 0 | 0 |
| Forcible Fondling | 10 | 5 | 3 | 0 |
| Incest | 0 | 0 | 0 | 0 |
| Statutory Rape | 2 | 1 | 0 | 0 |
| Aggravated Assault | 386 | 197 | 118 | 7 |
| Simple Assault | 1,306 | 306 | 176 | 21 |
| Intimidation | 417 | 38 | 10 | 2 |
| Stalking | 16 | 4 | 2 | 0 |
| Crimes Against Property | | | | |
| Arson | 11 | 1 | 0 | 1 |
| Bribery | 0 | 0 | 0 | 0 |
| Burglary | 392 | 58 | 28 | 22 |
| Counterfeiting/Forgery | 106 | 55 | 38 | 4 |
| Destruction/Damage/Vandalism | 298 | 34 | 5 | 4 |
| Embezzlement | 9 | 3 | 2 | 0 |
| Extortion/Blackmail | 3 | 2 | 1 | 0 |
| Fraud - False Pretenses | 156 | 33 | 17 | 0 |
| Fraud - Credit Card/ATM | 35 | 6 | 2 | 0 |
| Fraud - Impersonation | 80 | 50 | 40 | 1 |
| Fraud - Welfare | 0 | 0 | 0 | 0 |
| Fraud - Wire | 0 | 0 | 0 | 0 |
| Motor Vehicle Theft | 125 | 29 | 13 | 4 |
| Robbery | 79 | 30 | 20 | 9 |
| Stolen Property Offenses | 15 | 12 | 7 | 0 |
| Theft - Pocket-picking | 4 | 0 | 0 | 0 |
| Theft - Purse Snatching | 1 | 0 | 0 | 0 |
| Theft - Shoplifting | 255 | 165 | 142 | 68 |
| Theft From Building | 197 | 16 | 6 | 3 |
| Theft From Coin Machine | 11 | 0 | 0 | 0 |
| Theft From Motor Vehicle | 385 | 16 | 12 | 2 |
| Theft of Motor Vehicle Parts | 51 | 3 | 1 | 0 |
| Theft - All Other Larceny | 462 | 57 | 45 | 6 |
| Crimes Against Society | | | | |
| Drug/Narcotic Violations | 465 | 436 | 440 | 32 |
| Drug/Narcotic Equipment Violations | 161 | 159 | 45 | 0 |
| Gambling - Betting/Wagering | 1 | 1 | 3 | 0 |
| Gambling - Operating/Promoting | 0 | 0 | 0 | 0 |
| Gambling - Equipment Violations | 0 | 0 | 0 | 0 |
| Gambling - Sports Tampering | 0 | 0 | 0 | 0 |
| Pornography/Obscene Material | 2 | 2 | 2 | 0 |
| Prostitution | 16 | 15 | 13 | 0 |
| Prostitution Assisting/Promoting | 0 | 0 | 0 | 0 |
| Weapon Law Violations | 58 | 52 | 32 | 2 |
| Total Group A Offenses | 5,561 | 1,814 | 1,241 | 188 |



Cookeville Police Department - 2007

2006 Population Estimate **28,340**

Offense Overview

Offense Total 3,922

Number Cleared 1,395

Percent Cleared 35.57 %

Group A Crimes per 100,000
population 13,839.1

Arrest Overview

Total Arrests 2,534

Adult Arrests 2,315

Juvenile Arrests 219

Unknown Age 0

Arrests per 100,000 population 8,941.4

Average number offenses/incident 1.15

Domestic Violence Victims

| Offense | Total | Arrests |
|-------------------------|------------|------------|
| Murder | 1 | 2 |
| Aggravated Assault | 22 | 16 |
| Simple Assault | 283 | 185 |
| Intimidation | 215 | 7 |
| Stalking | 2 | 0 |
| Forcible Rape | 8 | 2 |
| Forcible Sodomy | 1 | 0 |
| Sexual Assault W/Object | 0 | 0 |
| Forcible Fondling | 3 | 0 |
| Incest | 0 | 0 |
| Statutory Rape | 3 | 2 |
| Kidnaping/Abduction | 1 | 0 |
| Total | 539 | 214 |

TIBRS Group B Arrests

| Offense | Adult | Juvenile |
|-----------------------|--------------|------------|
| Bad Checks | 0 | 0 |
| Curfew/Vagrancy | 0 | 31 |
| Disorderly Conduct | 48 | 14 |
| DUI | 196 | 1 |
| Drunkenness | 368 | 0 |
| Family-Non Violent | 2 | 0 |
| Liquor Law Violations | 140 | 22 |
| Peeping Tom | 0 | 0 |
| Runaway | 0 | 14 |
| Trespass | 12 | 3 |
| All Other Offenses | 423 | 40 |
| Total Group B | 1,189 | 125 |

| TIBRS Group A Offenses | Offenses | | Arrests | |
|------------------------------------|--------------|--------------|--------------|-----------|
| | Reported | Cleared | Adult | Juvenile |
| Crimes Against Persons | | | | |
| Murder | 1 | 1 | 4 | 0 |
| Negligent Manslaughter | 0 | 0 | 0 | 0 |
| Kidnaping/Abduction | 3 | 1 | 3 | 0 |
| Forcible Rape | 13 | 7 | 2 | 0 |
| Forcible Sodomy | 1 | 0 | 0 | 0 |
| Sexual Assault W/Object | 0 | 0 | 0 | 0 |
| Forcible Fondling | 20 | 3 | 2 | 0 |
| Incest | 0 | 0 | 0 | 0 |
| Statutory Rape | 4 | 4 | 3 | 0 |
| Aggravated Assault | 87 | 73 | 48 | 4 |
| Simple Assault | 445 | 248 | 213 | 8 |
| Intimidation | 323 | 37 | 8 | 2 |
| Stalking | 3 | 0 | 0 | 0 |
| Crimes Against Property | | | | |
| Arson | 2 | 1 | 0 | 1 |
| Bribery | 0 | 0 | 0 | 0 |
| Burglary | 328 | 44 | 31 | 2 |
| Counterfeiting/Forgery | 115 | 40 | 30 | 0 |
| Destruction/Damage/Vandalism | 462 | 43 | 13 | 5 |
| Embezzlement | 6 | 4 | 0 | 0 |
| Extortion/Blackmail | 0 | 0 | 0 | 0 |
| Fraud - False Pretenses | 79 | 17 | 6 | 0 |
| Fraud - Credit Card/ATM | 34 | 4 | 2 | 0 |
| Fraud - Impersonation | 80 | 58 | 38 | 6 |
| Fraud - Welfare | 0 | 0 | 0 | 0 |
| Fraud - Wire | 0 | 0 | 0 | 0 |
| Motor Vehicle Theft | 104 | 22 | 12 | 6 |
| Robbery | 28 | 13 | 16 | 1 |
| Stolen Property Offenses | 4 | 4 | 2 | 0 |
| Theft - Pocket-picking | 2 | 0 | 0 | 0 |
| Theft - Purse Snatching | 2 | 0 | 0 | 0 |
| Theft - Shoplifting | 261 | 207 | 219 | 35 |
| Theft From Building | 170 | 23 | 18 | 3 |
| Theft From Coin Machine | 10 | 0 | 0 | 0 |
| Theft From Motor Vehicle | 217 | 14 | 13 | 0 |
| Theft of Motor Vehicle Parts | 111 | 6 | 6 | 0 |
| Theft - All Other Larceny | 542 | 83 | 101 | 7 |
| Crimes Against Society | | | | |
| Drug/Narcotic Violations | 273 | 259 | 230 | 12 |
| Drug/Narcotic Equipment Violations | 167 | 159 | 99 | 2 |
| Gambling - Betting/Wagering | 0 | 0 | 0 | 0 |
| Gambling - Operating/Promoting | 0 | 0 | 0 | 0 |
| Gambling - Equipment Violations | 0 | 0 | 0 | 0 |
| Gambling - Sports Tampering | 0 | 0 | 0 | 0 |
| Pornography/Obscene Material | 3 | 1 | 1 | 0 |
| Prostitution | 1 | 1 | 0 | 0 |
| Prostitution Assisting/Promoting | 0 | 0 | 0 | 0 |
| Weapon Law Violations | 21 | 18 | 6 | 0 |
| Total Group A Offenses | 3,922 | 1,395 | 1,126 | 94 |



Coopertown Police Department - 2007

2006 Population Estimate **3,287**

Offense Overview

Offense Total 198
 Number Cleared 97
 Percent Cleared 48.99 %

Group A Crimes per 100,000
 population 6,023.7

Arrest Overview

Total Arrests 183
 Adult Arrests 178
 Juvenile Arrests 5
 Unknown Age 0

Arrests per 100,000 population 5,567.4

Average number offenses/incident 1.11

Domestic Violence Victims

| Offense | Total | Arrests |
|-------------------------|-----------|-----------|
| Murder | 0 | 0 |
| Aggravated Assault | 3 | 3 |
| Simple Assault | 10 | 8 |
| Intimidation | 5 | 2 |
| Stalking | 0 | 0 |
| Forcible Rape | 1 | 0 |
| Forcible Sodomy | 0 | 0 |
| Sexual Assault W/Object | 0 | 0 |
| Forcible Fondling | 0 | 0 |
| Incest | 0 | 0 |
| Statutory Rape | 0 | 0 |
| Kidnaping/Abduction | 0 | 0 |
| Total | 19 | 13 |

TIBRS Group B Arrests

| Offense | Adult | Juvenile |
|-----------------------|-----------|----------|
| Bad Checks | 0 | 0 |
| Curfew/Vagrancy | 0 | 0 |
| Disorderly Conduct | 0 | 0 |
| DUI | 71 | 1 |
| Drunkenness | 6 | 0 |
| Family-Non Violent | 2 | 0 |
| Liquor Law Violations | 9 | 2 |
| Peeping Tom | 0 | 0 |
| Runaway | 0 | 0 |
| Trespass | 0 | 0 |
| All Other Offenses | 7 | 0 |
| Total Group B | 95 | 3 |

| TIBRS Group A Offenses | Offenses | | Arrests | |
|------------------------------------|------------|-----------|-----------|----------|
| | Reported | Cleared | Adult | Juvenile |
| Crimes Against Persons | | | | |
| Murder | 0 | 0 | 0 | 0 |
| Negligent Manslaughter | 0 | 0 | 0 | 0 |
| Kidnaping/Abduction | 0 | 0 | 0 | 0 |
| Forcible Rape | 1 | 0 | 0 | 0 |
| Forcible Sodomy | 0 | 0 | 0 | 0 |
| Sexual Assault W/Object | 1 | 1 | 0 | 0 |
| Forcible Fondling | 2 | 2 | 1 | 0 |
| Incest | 0 | 0 | 0 | 0 |
| Statutory Rape | 0 | 0 | 0 | 0 |
| Aggravated Assault | 5 | 5 | 4 | 0 |
| Simple Assault | 15 | 14 | 12 | 0 |
| Intimidation | 14 | 2 | 3 | 0 |
| Stalking | 0 | 0 | 0 | 0 |
| Crimes Against Property | | | | |
| Arson | 0 | 0 | 0 | 0 |
| Bribery | 0 | 0 | 0 | 0 |
| Burglary | 19 | 2 | 3 | 0 |
| Counterfeiting/Forgery | 2 | 1 | 1 | 0 |
| Destruction/Damage/Vandalism | 20 | 0 | 0 | 0 |
| Embezzlement | 0 | 0 | 0 | 0 |
| Extortion/Blackmail | 0 | 0 | 0 | 0 |
| Fraud - False Pretenses | 0 | 0 | 0 | 0 |
| Fraud - Credit Card/ATM | 1 | 0 | 0 | 0 |
| Fraud - Impersonation | 4 | 3 | 3 | 0 |
| Fraud - Welfare | 0 | 0 | 0 | 0 |
| Fraud - Wire | 0 | 0 | 0 | 0 |
| Motor Vehicle Theft | 9 | 1 | 1 | 0 |
| Robbery | 0 | 0 | 0 | 0 |
| Stolen Property Offenses | 5 | 1 | 1 | 0 |
| Theft - Pocket-picking | 0 | 0 | 0 | 0 |
| Theft - Purse Snatching | 0 | 0 | 0 | 0 |
| Theft - Shoplifting | 0 | 0 | 0 | 0 |
| Theft From Building | 4 | 0 | 0 | 0 |
| Theft From Coin Machine | 0 | 0 | 0 | 0 |
| Theft From Motor Vehicle | 6 | 0 | 0 | 0 |
| Theft of Motor Vehicle Parts | 2 | 0 | 0 | 0 |
| Theft - All Other Larceny | 12 | 0 | 0 | 0 |
| Crimes Against Society | | | | |
| Drug/Narcotic Violations | 43 | 35 | 35 | 1 |
| Drug/Narcotic Equipment Violations | 24 | 21 | 11 | 1 |
| Gambling - Betting/Wagering | 0 | 0 | 0 | 0 |
| Gambling - Operating/Promoting | 0 | 0 | 0 | 0 |
| Gambling - Equipment Violations | 0 | 0 | 0 | 0 |
| Gambling - Sports Tampering | 0 | 0 | 0 | 0 |
| Pornography/Obscene Material | 1 | 1 | 0 | 0 |
| Prostitution | 0 | 0 | 0 | 0 |
| Prostitution Assisting/Promoting | 0 | 0 | 0 | 0 |
| Weapon Law Violations | 8 | 8 | 8 | 0 |
| Total Group A Offenses | 198 | 97 | 83 | 2 |



Copperhill Police Department - 2007

2006 Population Estimate 471

Offense Overview

Offense Total 50
 Number Cleared 23
 Percent Cleared 46.00 %

Group A Crimes per 100,000 population 10,615.7

Arrest Overview

Total Arrests 53
 Adult Arrests 53
 Juvenile Arrests 0
 Unknown Age 0

Arrests per 100,000 population 11,252.7

Average number offenses/incident 1.19

Domestic Violence Victims

| Offense | Total | Arrests |
|-------------------------|----------|----------|
| Murder | 0 | 0 |
| Aggravated Assault | 0 | 0 |
| Simple Assault | 1 | 1 |
| Intimidation | 0 | 0 |
| Stalking | 0 | 0 |
| Forcible Rape | 0 | 0 |
| Forcible Sodomy | 0 | 0 |
| Sexual Assault W/Object | 0 | 0 |
| Forcible Fondling | 0 | 0 |
| Incest | 0 | 0 |
| Statutory Rape | 0 | 0 |
| Kidnaping/Abduction | 0 | 0 |
| Total | 1 | 1 |

TIBRS Group B Arrests

| Offense | Adult | Juvenile |
|-----------------------|-----------|----------|
| Bad Checks | 0 | 0 |
| Curfew/Vagrancy | 0 | 0 |
| Disorderly Conduct | 3 | 0 |
| DUI | 15 | 0 |
| Drunkenness | 8 | 0 |
| Family-Non Violent | 1 | 0 |
| Liquor Law Violations | 0 | 0 |
| Peeping Tom | 0 | 0 |
| Runaway | 0 | 0 |
| Trespass | 4 | 0 |
| All Other Offenses | 10 | 0 |
| Total Group B | 41 | 0 |

| TIBRS Group A Offenses | Offenses | | Arrests | |
|------------------------------------|-----------|-----------|-----------|----------|
| | Reported | Cleared | Adult | Juvenile |
| Crimes Against Persons | | | | |
| Murder | 0 | 0 | 0 | 0 |
| Negligent Manslaughter | 0 | 0 | 0 | 0 |
| Kidnaping/Abduction | 0 | 0 | 0 | 0 |
| Forcible Rape | 0 | 0 | 0 | 0 |
| Forcible Sodomy | 0 | 0 | 0 | 0 |
| Sexual Assault W/Object | 0 | 0 | 0 | 0 |
| Forcible Fondling | 0 | 0 | 0 | 0 |
| Incest | 0 | 0 | 0 | 0 |
| Statutory Rape | 0 | 0 | 0 | 0 |
| Aggravated Assault | 0 | 0 | 0 | 0 |
| Simple Assault | 5 | 5 | 4 | 0 |
| Intimidation | 1 | 0 | 0 | 0 |
| Stalking | 0 | 0 | 0 | 0 |
| Crimes Against Property | | | | |
| Arson | 0 | 0 | 0 | 0 |
| Bribery | 0 | 0 | 0 | 0 |
| Burglary | 3 | 0 | 0 | 0 |
| Counterfeiting/Forgery | 1 | 0 | 0 | 0 |
| Destruction/Damage/Vandalism | 9 | 0 | 0 | 0 |
| Embezzlement | 0 | 0 | 0 | 0 |
| Extortion/Blackmail | 0 | 0 | 0 | 0 |
| Fraud - False Pretenses | 1 | 0 | 0 | 0 |
| Fraud - Credit Card/ATM | 0 | 0 | 0 | 0 |
| Fraud - Impersonation | 0 | 0 | 0 | 0 |
| Fraud - Welfare | 0 | 0 | 0 | 0 |
| Fraud - Wire | 0 | 0 | 0 | 0 |
| Motor Vehicle Theft | 1 | 0 | 0 | 0 |
| Robbery | 2 | 0 | 0 | 0 |
| Stolen Property Offenses | 0 | 0 | 0 | 0 |
| Theft - Pocket-picking | 0 | 0 | 0 | 0 |
| Theft - Purse Snatching | 0 | 0 | 0 | 0 |
| Theft - Shoplifting | 0 | 0 | 0 | 0 |
| Theft From Building | 4 | 0 | 0 | 0 |
| Theft From Coin Machine | 0 | 0 | 0 | 0 |
| Theft From Motor Vehicle | 1 | 0 | 0 | 0 |
| Theft of Motor Vehicle Parts | 0 | 0 | 0 | 0 |
| Theft - All Other Larceny | 5 | 1 | 0 | 0 |
| Crimes Against Society | | | | |
| Drug/Narcotic Violations | 10 | 10 | 8 | 0 |
| Drug/Narcotic Equipment Violations | 6 | 6 | 0 | 0 |
| Gambling - Betting/Wagering | 0 | 0 | 0 | 0 |
| Gambling - Operating/Promoting | 0 | 0 | 0 | 0 |
| Gambling - Equipment Violations | 0 | 0 | 0 | 0 |
| Gambling - Sports Tampering | 0 | 0 | 0 | 0 |
| Pornography/Obscene Material | 0 | 0 | 0 | 0 |
| Prostitution | 0 | 0 | 0 | 0 |
| Prostitution Assisting/Promoting | 0 | 0 | 0 | 0 |
| Weapon Law Violations | 1 | 1 | 0 | 0 |
| Total Group A Offenses | 50 | 23 | 12 | 0 |



Cornersville Police Department - 2007

2006 Population Estimate 950

Offense Overview

Offense Total 21
 Number Cleared 8
 Percent Cleared 38.10 %
 Group A Crimes per 100,000 population 2,210.5

Arrest Overview

Total Arrests 14
 Adult Arrests 14
 Juvenile Arrests 0
 Unknown Age 0
 Arrests per 100,000 population 1,473.7
 Average number offenses/incident 1.05

Domestic Violence Victims

| Offense | Total | Arrests |
|-------------------------|----------|----------|
| Murder | 0 | 0 |
| Aggravated Assault | 0 | 0 |
| Simple Assault | 5 | 2 |
| Intimidation | 0 | 0 |
| Stalking | 0 | 0 |
| Forcible Rape | 0 | 0 |
| Forcible Sodomy | 0 | 0 |
| Sexual Assault W/Object | 0 | 0 |
| Forcible Fondling | 0 | 0 |
| Incest | 0 | 0 |
| Statutory Rape | 0 | 0 |
| Kidnaping/Abduction | 0 | 0 |
| Total | 5 | 2 |

TIBRS Group B Arrests

| Offense | Adult | Juvenile |
|-----------------------|----------|----------|
| Bad Checks | 0 | 0 |
| Curfew/Vagrancy | 0 | 0 |
| Disorderly Conduct | 0 | 0 |
| DUI | 5 | 0 |
| Drunkenness | 1 | 0 |
| Family-Non Violent | 0 | 0 |
| Liquor Law Violations | 0 | 0 |
| Peeping Tom | 0 | 0 |
| Runaway | 0 | 0 |
| Trespass | 0 | 0 |
| All Other Offenses | 0 | 0 |
| Total Group B | 6 | 0 |

| TIBRS Group A Offenses | Offenses | | Arrests | |
|------------------------------------|-----------|----------|----------|----------|
| | Reported | Cleared | Adult | Juvenile |
| Crimes Against Persons | | | | |
| Murder | 0 | 0 | 0 | 0 |
| Negligent Manslaughter | 0 | 0 | 0 | 0 |
| Kidnaping/Abduction | 0 | 0 | 0 | 0 |
| Forcible Rape | 0 | 0 | 0 | 0 |
| Forcible Sodomy | 0 | 0 | 0 | 0 |
| Sexual Assault W/Object | 0 | 0 | 0 | 0 |
| Forcible Fondling | 0 | 0 | 0 | 0 |
| Incest | 0 | 0 | 0 | 0 |
| Statutory Rape | 0 | 0 | 0 | 0 |
| Aggravated Assault | 0 | 0 | 0 | 0 |
| Simple Assault | 6 | 2 | 2 | 0 |
| Intimidation | 1 | 0 | 0 | 0 |
| Stalking | 0 | 0 | 0 | 0 |
| Crimes Against Property | | | | |
| Arson | 0 | 0 | 0 | 0 |
| Bribery | 0 | 0 | 0 | 0 |
| Burglary | 1 | 0 | 0 | 0 |
| Counterfeiting/Forgery | 0 | 0 | 0 | 0 |
| Destruction/Damage/Vandalism | 2 | 0 | 0 | 0 |
| Embezzlement | 0 | 0 | 0 | 0 |
| Extortion/Blackmail | 0 | 0 | 0 | 0 |
| Fraud - False Pretenses | 2 | 0 | 0 | 0 |
| Fraud - Credit Card/ATM | 0 | 0 | 0 | 0 |
| Fraud - Impersonation | 0 | 0 | 0 | 0 |
| Fraud - Welfare | 0 | 0 | 0 | 0 |
| Fraud - Wire | 0 | 0 | 0 | 0 |
| Motor Vehicle Theft | 0 | 0 | 0 | 0 |
| Robbery | 0 | 0 | 0 | 0 |
| Stolen Property Offenses | 0 | 0 | 0 | 0 |
| Theft - Pocket-picking | 0 | 0 | 0 | 0 |
| Theft - Purse Snatching | 0 | 0 | 0 | 0 |
| Theft - Shoplifting | 0 | 0 | 0 | 0 |
| Theft From Building | 1 | 0 | 0 | 0 |
| Theft From Coin Machine | 0 | 0 | 0 | 0 |
| Theft From Motor Vehicle | 1 | 0 | 0 | 0 |
| Theft of Motor Vehicle Parts | 0 | 0 | 0 | 0 |
| Theft - All Other Larceny | 1 | 0 | 0 | 0 |
| Crimes Against Society | | | | |
| Drug/Narcotic Violations | 5 | 5 | 6 | 0 |
| Drug/Narcotic Equipment Violations | 1 | 1 | 0 | 0 |
| Gambling - Betting/Wagering | 0 | 0 | 0 | 0 |
| Gambling - Operating/Promoting | 0 | 0 | 0 | 0 |
| Gambling - Equipment Violations | 0 | 0 | 0 | 0 |
| Gambling - Sports Tampering | 0 | 0 | 0 | 0 |
| Pornography/Obscene Material | 0 | 0 | 0 | 0 |
| Prostitution | 0 | 0 | 0 | 0 |
| Prostitution Assisting/Promoting | 0 | 0 | 0 | 0 |
| Weapon Law Violations | 0 | 0 | 0 | 0 |
| Total Group A Offenses | 21 | 8 | 8 | 0 |



Covington Police Department - 2007

2006 Population Estimate **9,100**

Offense Overview

Offense Total 1,319

Number Cleared 444

Percent Cleared 33.66 %

Group A Crimes per 100,000 population 14,494.5

Arrest Overview

Total Arrests 649

Adult Arrests 579

Juvenile Arrests 70

Unknown Age 0

Arrests per 100,000 population 7,131.9

Average number offenses/incident 1.03

Domestic Violence Victims

| Offense | Total | Arrests |
|-------------------------|------------|------------|
| Murder | 0 | 0 |
| Aggravated Assault | 20 | 15 |
| Simple Assault | 121 | 91 |
| Intimidation | 8 | 0 |
| Stalking | 1 | 0 |
| Forcible Rape | 0 | 0 |
| Forcible Sodomy | 0 | 0 |
| Sexual Assault W/Object | 0 | 0 |
| Forcible Fondling | 0 | 0 |
| Incest | 0 | 0 |
| Statutory Rape | 0 | 0 |
| Kidnaping/Abduction | 0 | 0 |
| Total | 150 | 106 |

TIBRS Group B Arrests

| Offense | Adult | Juvenile |
|-----------------------|------------|----------|
| Bad Checks | 0 | 0 |
| Curfew/Vagrancy | 1 | 0 |
| Disorderly Conduct | 26 | 3 |
| DUI | 45 | 0 |
| Drunkenness | 54 | 1 |
| Family-Non Violent | 2 | 0 |
| Liquor Law Violations | 0 | 1 |
| Peeping Tom | 0 | 0 |
| Runaway | 0 | 0 |
| Trespass | 16 | 0 |
| All Other Offenses | 17 | 1 |
| Total Group B | 161 | 6 |

| TIBRS Group A Offenses | Offenses | | Arrests | |
|------------------------------------|--------------|------------|------------|-----------|
| | Reported | Cleared | Adult | Juvenile |
| Crimes Against Persons | | | | |
| Murder | 1 | 0 | 0 | 0 |
| Negligent Manslaughter | 0 | 0 | 0 | 0 |
| Kidnaping/Abduction | 1 | 0 | 0 | 0 |
| Forcible Rape | 3 | 1 | 1 | 0 |
| Forcible Sodomy | 0 | 0 | 0 | 0 |
| Sexual Assault W/Object | 1 | 0 | 0 | 0 |
| Forcible Fondling | 5 | 2 | 2 | 0 |
| Incest | 0 | 0 | 0 | 0 |
| Statutory Rape | 1 | 0 | 0 | 0 |
| Aggravated Assault | 107 | 62 | 56 | 4 |
| Simple Assault | 285 | 142 | 123 | 20 |
| Intimidation | 129 | 2 | 2 | 0 |
| Stalking | 3 | 1 | 0 | 0 |
| Crimes Against Property | | | | |
| Arson | 0 | 0 | 0 | 0 |
| Bribery | 0 | 0 | 0 | 0 |
| Burglary | 116 | 8 | 5 | 7 |
| Counterfeiting/Forgery | 14 | 6 | 6 | 0 |
| Destruction/Damage/Vandalism | 97 | 6 | 6 | 0 |
| Embezzlement | 0 | 0 | 0 | 0 |
| Extortion/Blackmail | 0 | 0 | 0 | 0 |
| Fraud - False Pretenses | 4 | 0 | 0 | 0 |
| Fraud - Credit Card/ATM | 7 | 1 | 1 | 0 |
| Fraud - Impersonation | 3 | 1 | 2 | 0 |
| Fraud - Welfare | 0 | 0 | 0 | 0 |
| Fraud - Wire | 1 | 0 | 0 | 0 |
| Motor Vehicle Theft | 21 | 2 | 2 | 0 |
| Robbery | 16 | 4 | 5 | 3 |
| Stolen Property Offenses | 0 | 0 | 0 | 0 |
| Theft - Pocket-picking | 1 | 0 | 0 | 0 |
| Theft - Purse Snatching | 2 | 1 | 1 | 0 |
| Theft - Shoplifting | 63 | 36 | 23 | 14 |
| Theft From Building | 119 | 27 | 24 | 7 |
| Theft From Coin Machine | 1 | 0 | 0 | 0 |
| Theft From Motor Vehicle | 34 | 4 | 3 | 1 |
| Theft of Motor Vehicle Parts | 30 | 0 | 0 | 0 |
| Theft - All Other Larceny | 117 | 5 | 5 | 0 |
| Crimes Against Society | | | | |
| Drug/Narcotic Violations | 122 | 120 | 141 | 8 |
| Drug/Narcotic Equipment Violations | 11 | 10 | 7 | 0 |
| Gambling - Betting/Wagering | 0 | 0 | 0 | 0 |
| Gambling - Operating/Promoting | 0 | 0 | 0 | 0 |
| Gambling - Equipment Violations | 0 | 0 | 0 | 0 |
| Gambling - Sports Tampering | 0 | 0 | 0 | 0 |
| Pornography/Obscene Material | 0 | 0 | 0 | 0 |
| Prostitution | 0 | 0 | 0 | 0 |
| Prostitution Assisting/Promoting | 0 | 0 | 0 | 0 |
| Weapon Law Violations | 4 | 3 | 3 | 0 |
| Total Group A Offenses | 1,319 | 444 | 418 | 64 |



Cowan Police Department - 2007

2006 Population Estimate 1,760

Offense Overview

Offense Total 103
 Number Cleared 37
 Percent Cleared 35.92 %

Group A Crimes per 100,000 population 5,852.3

Arrest Overview

Total Arrests 71
 Adult Arrests 70
 Juvenile Arrests 1
 Unknown Age 0

Arrests per 100,000 population 4,034.1

Average number offenses/incident 1.03

Domestic Violence Victims

| Offense | Total | Arrests |
|-------------------------|----------|----------|
| Murder | 0 | 0 |
| Aggravated Assault | 3 | 3 |
| Simple Assault | 5 | 5 |
| Intimidation | 1 | 0 |
| Stalking | 0 | 0 |
| Forcible Rape | 0 | 0 |
| Forcible Sodomy | 0 | 0 |
| Sexual Assault W/Object | 0 | 0 |
| Forcible Fondling | 0 | 0 |
| Incest | 0 | 0 |
| Statutory Rape | 0 | 0 |
| Kidnaping/Abduction | 0 | 0 |
| Total | 9 | 8 |

TIBRS Group B Arrests

| Offense | Adult | Juvenile |
|-----------------------|-----------|----------|
| Bad Checks | 0 | 0 |
| Curfew/Vagrancy | 0 | 0 |
| Disorderly Conduct | 5 | 0 |
| DUI | 12 | 0 |
| Drunkenness | 5 | 0 |
| Family-Non Violent | 1 | 0 |
| Liquor Law Violations | 0 | 0 |
| Peeping Tom | 0 | 0 |
| Runaway | 0 | 0 |
| Trespass | 5 | 0 |
| All Other Offenses | 9 | 0 |
| Total Group B | 37 | 0 |

| TIBRS Group A Offenses | Offenses | | Arrests | |
|------------------------------------|------------|-----------|-----------|----------|
| | Reported | Cleared | Adult | Juvenile |
| Crimes Against Persons | | | | |
| Murder | 0 | 0 | 0 | 0 |
| Negligent Manslaughter | 0 | 0 | 0 | 0 |
| Kidnaping/Abduction | 0 | 0 | 0 | 0 |
| Forcible Rape | 0 | 0 | 0 | 0 |
| Forcible Sodomy | 0 | 0 | 0 | 0 |
| Sexual Assault W/Object | 0 | 0 | 0 | 0 |
| Forcible Fondling | 0 | 0 | 0 | 0 |
| Incest | 0 | 0 | 0 | 0 |
| Statutory Rape | 0 | 0 | 0 | 0 |
| Aggravated Assault | 5 | 5 | 4 | 0 |
| Simple Assault | 9 | 7 | 7 | 0 |
| Intimidation | 6 | 0 | 0 | 0 |
| Stalking | 0 | 0 | 0 | 0 |
| Crimes Against Property | | | | |
| Arson | 1 | 0 | 0 | 0 |
| Bribery | 0 | 0 | 0 | 0 |
| Burglary | 13 | 5 | 5 | 0 |
| Counterfeiting/Forgery | 2 | 1 | 1 | 0 |
| Destruction/Damage/Vandalism | 14 | 0 | 0 | 0 |
| Embezzlement | 2 | 0 | 0 | 0 |
| Extortion/Blackmail | 0 | 0 | 0 | 0 |
| Fraud - False Pretenses | 1 | 0 | 0 | 0 |
| Fraud - Credit Card/ATM | 0 | 0 | 0 | 0 |
| Fraud - Impersonation | 3 | 1 | 0 | 0 |
| Fraud - Welfare | 0 | 0 | 0 | 0 |
| Fraud - Wire | 1 | 0 | 0 | 0 |
| Motor Vehicle Theft | 5 | 1 | 1 | 0 |
| Robbery | 0 | 0 | 0 | 0 |
| Stolen Property Offenses | 0 | 0 | 0 | 0 |
| Theft - Pocket-picking | 0 | 0 | 0 | 0 |
| Theft - Purse Snatching | 0 | 0 | 0 | 0 |
| Theft - Shoplifting | 0 | 0 | 0 | 0 |
| Theft From Building | 9 | 1 | 0 | 1 |
| Theft From Coin Machine | 0 | 0 | 0 | 0 |
| Theft From Motor Vehicle | 5 | 1 | 0 | 0 |
| Theft of Motor Vehicle Parts | 2 | 0 | 0 | 0 |
| Theft - All Other Larceny | 9 | 0 | 0 | 0 |
| Crimes Against Society | | | | |
| Drug/Narcotic Violations | 16 | 15 | 14 | 0 |
| Drug/Narcotic Equipment Violations | 0 | 0 | 1 | 0 |
| Gambling - Betting/Wagering | 0 | 0 | 0 | 0 |
| Gambling - Operating/Promoting | 0 | 0 | 0 | 0 |
| Gambling - Equipment Violations | 0 | 0 | 0 | 0 |
| Gambling - Sports Tampering | 0 | 0 | 0 | 0 |
| Pornography/Obscene Material | 0 | 0 | 0 | 0 |
| Prostitution | 0 | 0 | 0 | 0 |
| Prostitution Assisting/Promoting | 0 | 0 | 0 | 0 |
| Weapon Law Violations | 0 | 0 | 0 | 0 |
| Total Group A Offenses | 103 | 37 | 33 | 1 |



Cross Plains Police Department - 2007

2006 Population Estimate 1,573

Offense Overview

Offense Total 71
 Number Cleared 15
 Percent Cleared 21.13 %

Group A Crimes per 100,000 population 4,513.7

Arrest Overview

Total Arrests 16
 Adult Arrests 16
 Juvenile Arrests 0
 Unknown Age 0

Arrests per 100,000 population 1,017.2

Average number offenses/incident 1.01

Domestic Violence Victims

| Offense | Total | Arrests |
|-------------------------|----------|----------|
| Murder | 0 | 0 |
| Aggravated Assault | 0 | 0 |
| Simple Assault | 0 | 0 |
| Intimidation | 0 | 0 |
| Stalking | 0 | 0 |
| Forcible Rape | 0 | 0 |
| Forcible Sodomy | 0 | 0 |
| Sexual Assault W/Object | 0 | 0 |
| Forcible Fondling | 0 | 0 |
| Incest | 0 | 0 |
| Statutory Rape | 0 | 0 |
| Kidnaping/Abduction | 0 | 0 |
| Total | 0 | 0 |

TIBRS Group B Arrests

| Offense | Adult | Juvenile |
|-----------------------|----------|----------|
| Bad Checks | 0 | 0 |
| Curfew/Vagrancy | 0 | 0 |
| Disorderly Conduct | 0 | 0 |
| DUI | 1 | 0 |
| Drunkenness | 2 | 0 |
| Family-Non Violent | 0 | 0 |
| Liquor Law Violations | 0 | 0 |
| Peeping Tom | 0 | 0 |
| Runaway | 0 | 0 |
| Trespass | 0 | 0 |
| All Other Offenses | 0 | 0 |
| Total Group B | 3 | 0 |

| TIBRS Group A Offenses | Offenses | | Arrests | |
|------------------------------------|-----------|-----------|-----------|----------|
| | Reported | Cleared | Adult | Juvenile |
| Crimes Against Persons | | | | |
| Murder | 0 | 0 | 0 | 0 |
| Negligent Manslaughter | 0 | 0 | 0 | 0 |
| Kidnaping/Abduction | 0 | 0 | 0 | 0 |
| Forcible Rape | 0 | 0 | 0 | 0 |
| Forcible Sodomy | 0 | 0 | 0 | 0 |
| Sexual Assault W/Object | 0 | 0 | 0 | 0 |
| Forcible Fondling | 1 | 0 | 0 | 0 |
| Incest | 0 | 0 | 0 | 0 |
| Statutory Rape | 0 | 0 | 0 | 0 |
| Aggravated Assault | 0 | 0 | 0 | 0 |
| Simple Assault | 15 | 5 | 5 | 0 |
| Intimidation | 3 | 0 | 0 | 0 |
| Stalking | 0 | 0 | 0 | 0 |
| Crimes Against Property | | | | |
| Arson | 0 | 0 | 0 | 0 |
| Bribery | 0 | 0 | 0 | 0 |
| Burglary | 10 | 4 | 2 | 0 |
| Counterfeiting/Forgery | 2 | 0 | 1 | 0 |
| Destruction/Damage/Vandalism | 8 | 0 | 0 | 0 |
| Embezzlement | 0 | 0 | 0 | 0 |
| Extortion/Blackmail | 0 | 0 | 0 | 0 |
| Fraud - False Pretenses | 1 | 1 | 0 | 0 |
| Fraud - Credit Card/ATM | 0 | 0 | 0 | 0 |
| Fraud - Impersonation | 1 | 0 | 0 | 0 |
| Fraud - Welfare | 0 | 0 | 0 | 0 |
| Fraud - Wire | 0 | 0 | 0 | 0 |
| Motor Vehicle Theft | 4 | 1 | 1 | 0 |
| Robbery | 0 | 0 | 0 | 0 |
| Stolen Property Offenses | 0 | 0 | 0 | 0 |
| Theft - Pocket-picking | 0 | 0 | 0 | 0 |
| Theft - Purse Snatching | 0 | 0 | 0 | 0 |
| Theft - Shoplifting | 0 | 0 | 0 | 0 |
| Theft From Building | 5 | 0 | 0 | 0 |
| Theft From Coin Machine | 0 | 0 | 0 | 0 |
| Theft From Motor Vehicle | 4 | 2 | 2 | 0 |
| Theft of Motor Vehicle Parts | 0 | 0 | 0 | 0 |
| Theft - All Other Larceny | 17 | 2 | 2 | 0 |
| Crimes Against Society | | | | |
| Drug/Narcotic Violations | 0 | 0 | 0 | 0 |
| Drug/Narcotic Equipment Violations | 0 | 0 | 0 | 0 |
| Gambling - Betting/Wagering | 0 | 0 | 0 | 0 |
| Gambling - Operating/Promoting | 0 | 0 | 0 | 0 |
| Gambling - Equipment Violations | 0 | 0 | 0 | 0 |
| Gambling - Sports Tampering | 0 | 0 | 0 | 0 |
| Pornography/Obscene Material | 0 | 0 | 0 | 0 |
| Prostitution | 0 | 0 | 0 | 0 |
| Prostitution Assisting/Promoting | 0 | 0 | 0 | 0 |
| Weapon Law Violations | 0 | 0 | 0 | 0 |
| Total Group A Offenses | 71 | 15 | 13 | 0 |



Crossville Police Department - 2007

2006 Population Estimate **10,840**

Offense Overview

Offense Total 2,294

Number Cleared 713

Percent Cleared 31.08 %

Group A Crimes per 100,000
population 21,162.4

Arrest Overview

Total Arrests 1,126

Adult Arrests 963

Juvenile Arrests 163

Unknown Age 0

Arrests per 100,000 population 10,387.5

Average number offenses/incident 1.19

Domestic Violence Victims

| Offense | Total | Arrests |
|-------------------------|------------|------------|
| Murder | 0 | 0 |
| Aggravated Assault | 42 | 27 |
| Simple Assault | 170 | 125 |
| Intimidation | 8 | 0 |
| Stalking | 0 | 0 |
| Forcible Rape | 4 | 1 |
| Forcible Sodomy | 0 | 0 |
| Sexual Assault W/Object | 0 | 0 |
| Forcible Fondling | 2 | 0 |
| Incest | 0 | 0 |
| Statutory Rape | 2 | 0 |
| Kidnaping/Abduction | 1 | 0 |
| Total | 229 | 153 |

TIBRS Group B Arrests

| Offense | Adult | Juvenile |
|-----------------------|------------|-----------|
| Bad Checks | 0 | 0 |
| Curfew/Vagrancy | 0 | 0 |
| Disorderly Conduct | 22 | 16 |
| DUI | 143 | 0 |
| Drunkenness | 158 | 1 |
| Family-Non Violent | 1 | 0 |
| Liquor Law Violations | 39 | 14 |
| Peeping Tom | 0 | 0 |
| Runaway | 0 | 11 |
| Trespass | 10 | 0 |
| All Other Offenses | 85 | 3 |
| Total Group B | 458 | 45 |

| TIBRS Group A Offenses | Offenses | | Arrests | |
|------------------------------------|--------------|------------|------------|------------|
| | Reported | Cleared | Adult | Juvenile |
| Crimes Against Persons | | | | |
| Murder | 0 | 0 | 0 | 0 |
| Negligent Manslaughter | 0 | 0 | 0 | 0 |
| Kidnaping/Abduction | 3 | 1 | 1 | 0 |
| Forcible Rape | 14 | 2 | 2 | 0 |
| Forcible Sodomy | 0 | 0 | 0 | 0 |
| Sexual Assault W/Object | 1 | 0 | 0 | 0 |
| Forcible Fondling | 10 | 2 | 1 | 0 |
| Incest | 0 | 0 | 0 | 0 |
| Statutory Rape | 3 | 0 | 0 | 0 |
| Aggravated Assault | 97 | 40 | 33 | 1 |
| Simple Assault | 314 | 205 | 140 | 50 |
| Intimidation | 33 | 0 | 0 | 0 |
| Stalking | 0 | 0 | 0 | 0 |
| Crimes Against Property | | | | |
| Arson | 6 | 1 | 1 | 0 |
| Bribery | 0 | 0 | 0 | 0 |
| Burglary | 221 | 24 | 24 | 2 |
| Counterfeiting/Forgery | 74 | 13 | 8 | 0 |
| Destruction/Damage/Vandalism | 317 | 25 | 10 | 6 |
| Embezzlement | 17 | 1 | 1 | 0 |
| Extortion/Blackmail | 5 | 0 | 0 | 0 |
| Fraud - False Pretenses | 148 | 19 | 12 | 0 |
| Fraud - Credit Card/ATM | 1 | 1 | 0 | 0 |
| Fraud - Impersonation | 5 | 1 | 1 | 0 |
| Fraud - Welfare | 0 | 0 | 0 | 0 |
| Fraud - Wire | 2 | 0 | 0 | 0 |
| Motor Vehicle Theft | 53 | 3 | 1 | 1 |
| Robbery | 12 | 3 | 2 | 3 |
| Stolen Property Offenses | 4 | 3 | 2 | 0 |
| Theft - Pocket-picking | 1 | 0 | 0 | 0 |
| Theft - Purse Snatching | 1 | 0 | 0 | 0 |
| Theft - Shoplifting | 110 | 72 | 70 | 19 |
| Theft From Building | 153 | 6 | 4 | 1 |
| Theft From Coin Machine | 16 | 1 | 0 | 0 |
| Theft From Motor Vehicle | 147 | 9 | 6 | 3 |
| Theft of Motor Vehicle Parts | 82 | 0 | 0 | 0 |
| Theft - All Other Larceny | 158 | 8 | 9 | 1 |
| Crimes Against Society | | | | |
| Drug/Narcotic Violations | 176 | 170 | 153 | 28 |
| Drug/Narcotic Equipment Violations | 102 | 96 | 17 | 3 |
| Gambling - Betting/Wagering | 0 | 0 | 0 | 0 |
| Gambling - Operating/Promoting | 0 | 0 | 0 | 0 |
| Gambling - Equipment Violations | 0 | 0 | 0 | 0 |
| Gambling - Sports Tampering | 0 | 0 | 0 | 0 |
| Pornography/Obscene Material | 0 | 0 | 0 | 0 |
| Prostitution | 0 | 0 | 0 | 0 |
| Prostitution Assisting/Promoting | 0 | 0 | 0 | 0 |
| Weapon Law Violations | 8 | 7 | 7 | 0 |
| Total Group A Offenses | 2,294 | 713 | 505 | 118 |



Crump Police Department - 2007

2006 Population Estimate 1,453

Offense Overview

Offense Total 209
Number Cleared 81
Percent Cleared 38.76 %

Group A Crimes per 100,000 population 14,384.0

Arrest Overview

Total Arrests 118
Adult Arrests 117
Juvenile Arrests 1
Unknown Age 0

Arrests per 100,000 population 8,121.1

Average number offenses/incident 1.18

Domestic Violence Victims

| Offense | Total | Arrests |
|-------------------------|-----------|-----------|
| Murder | 0 | 0 |
| Aggravated Assault | 5 | 1 |
| Simple Assault | 15 | 14 |
| Intimidation | 0 | 0 |
| Stalking | 0 | 0 |
| Forcible Rape | 0 | 0 |
| Forcible Sodomy | 1 | 1 |
| Sexual Assault W/Object | 1 | 0 |
| Forcible Fondling | 0 | 0 |
| Incest | 0 | 0 |
| Statutory Rape | 2 | 2 |
| Kidnaping/Abduction | 0 | 0 |
| Total | 24 | 18 |

TIBRS Group B Arrests

| Offense | Adult | Juvenile |
|-----------------------|-----------|----------|
| Bad Checks | 0 | 0 |
| Curfew/Vagrancy | 0 | 0 |
| Disorderly Conduct | 4 | 0 |
| DUI | 17 | 0 |
| Drunkenness | 6 | 0 |
| Family-Non Violent | 0 | 0 |
| Liquor Law Violations | 5 | 0 |
| Peeping Tom | 0 | 0 |
| Runaway | 0 | 1 |
| Trespass | 1 | 0 |
| All Other Offenses | 13 | 0 |
| Total Group B | 46 | 1 |

| TIBRS Group A Offenses | Offenses | | Arrests | |
|------------------------------------|------------|-----------|-----------|----------|
| | Reported | Cleared | Adult | Juvenile |
| Crimes Against Persons | | | | |
| Murder | 0 | 0 | 0 | 0 |
| Negligent Manslaughter | 0 | 0 | 0 | 0 |
| Kidnaping/Abduction | 0 | 0 | 0 | 0 |
| Forcible Rape | 0 | 0 | 0 | 0 |
| Forcible Sodomy | 1 | 1 | 1 | 0 |
| Sexual Assault W/Object | 1 | 1 | 0 | 0 |
| Forcible Fondling | 0 | 0 | 0 | 0 |
| Incest | 0 | 0 | 0 | 0 |
| Statutory Rape | 2 | 2 | 2 | 0 |
| Aggravated Assault | 20 | 6 | 4 | 0 |
| Simple Assault | 23 | 17 | 16 | 0 |
| Intimidation | 16 | 0 | 0 | 0 |
| Stalking | 1 | 0 | 0 | 0 |
| Crimes Against Property | | | | |
| Arson | 2 | 1 | 1 | 0 |
| Bribery | 0 | 0 | 0 | 0 |
| Burglary | 31 | 6 | 8 | 0 |
| Counterfeiting/Forgery | 6 | 2 | 2 | 0 |
| Destruction/Damage/Vandalism | 21 | 4 | 0 | 0 |
| Embezzlement | 0 | 0 | 0 | 0 |
| Extortion/Blackmail | 0 | 0 | 0 | 0 |
| Fraud - False Pretenses | 1 | 1 | 0 | 0 |
| Fraud - Credit Card/ATM | 0 | 0 | 0 | 0 |
| Fraud - Impersonation | 3 | 2 | 2 | 0 |
| Fraud - Welfare | 0 | 0 | 0 | 0 |
| Fraud - Wire | 0 | 0 | 0 | 0 |
| Motor Vehicle Theft | 3 | 1 | 1 | 0 |
| Robbery | 2 | 1 | 3 | 0 |
| Stolen Property Offenses | 0 | 0 | 0 | 0 |
| Theft - Pocket-picking | 0 | 0 | 0 | 0 |
| Theft - Purse Snatching | 0 | 0 | 0 | 0 |
| Theft - Shoplifting | 6 | 5 | 6 | 0 |
| Theft From Building | 10 | 1 | 0 | 0 |
| Theft From Coin Machine | 1 | 0 | 0 | 0 |
| Theft From Motor Vehicle | 5 | 1 | 1 | 0 |
| Theft of Motor Vehicle Parts | 4 | 1 | 0 | 0 |
| Theft - All Other Larceny | 26 | 5 | 5 | 0 |
| Crimes Against Society | | | | |
| Drug/Narcotic Violations | 12 | 12 | 11 | 0 |
| Drug/Narcotic Equipment Violations | 11 | 10 | 7 | 0 |
| Gambling - Betting/Wagering | 0 | 0 | 0 | 0 |
| Gambling - Operating/Promoting | 0 | 0 | 0 | 0 |
| Gambling - Equipment Violations | 0 | 0 | 0 | 0 |
| Gambling - Sports Tampering | 0 | 0 | 0 | 0 |
| Pornography/Obscene Material | 0 | 0 | 0 | 0 |
| Prostitution | 0 | 0 | 0 | 0 |
| Prostitution Assisting/Promoting | 0 | 0 | 0 | 0 |
| Weapon Law Violations | 1 | 1 | 1 | 0 |
| Total Group A Offenses | 209 | 81 | 71 | 0 |



Cumberland City Police Department - 2007

2006 Population Estimate 321

Offense Overview

Offense Total 52
 Number Cleared 25
 Percent Cleared 48.08 %

Group A Crimes per 100,000 population 16,199.4

Arrest Overview

Total Arrests 36
 Adult Arrests 36
 Juvenile Arrests 0
 Unknown Age 0

Arrests per 100,000 population 11,215.0

Average number offenses/incident 1.21

Domestic Violence Victims

| Offense | Total | Arrests |
|-------------------------|----------|----------|
| Murder | 0 | 0 |
| Aggravated Assault | 0 | 0 |
| Simple Assault | 1 | 1 |
| Intimidation | 3 | 1 |
| Stalking | 0 | 0 |
| Forcible Rape | 0 | 0 |
| Forcible Sodomy | 0 | 0 |
| Sexual Assault W/Object | 0 | 0 |
| Forcible Fondling | 0 | 0 |
| Incest | 0 | 0 |
| Statutory Rape | 0 | 0 |
| Kidnaping/Abduction | 0 | 0 |
| Total | 4 | 2 |

TIBRS Group B Arrests

| Offense | Adult | Juvenile |
|-----------------------|-----------|----------|
| Bad Checks | 0 | 0 |
| Curfew/Vagrancy | 0 | 0 |
| Disorderly Conduct | 0 | 0 |
| DUI | 7 | 0 |
| Drunkenness | 1 | 0 |
| Family-Non Violent | 0 | 0 |
| Liquor Law Violations | 2 | 0 |
| Peeping Tom | 1 | 0 |
| Runaway | 0 | 0 |
| Trespass | 0 | 0 |
| All Other Offenses | 3 | 0 |
| Total Group B | 14 | 0 |

| TIBRS Group A Offenses | Offenses | | Arrests | |
|------------------------------------|-----------|-----------|-----------|----------|
| | Reported | Cleared | Adult | Juvenile |
| Crimes Against Persons | | | | |
| Murder | 0 | 0 | 0 | 0 |
| Negligent Manslaughter | 0 | 0 | 0 | 0 |
| Kidnaping/Abduction | 0 | 0 | 0 | 0 |
| Forcible Rape | 0 | 0 | 0 | 0 |
| Forcible Sodomy | 0 | 0 | 0 | 0 |
| Sexual Assault W/Object | 0 | 0 | 0 | 0 |
| Forcible Fondling | 0 | 0 | 0 | 0 |
| Incest | 0 | 0 | 0 | 0 |
| Statutory Rape | 0 | 0 | 0 | 0 |
| Aggravated Assault | 0 | 0 | 0 | 0 |
| Simple Assault | 2 | 1 | 1 | 0 |
| Intimidation | 9 | 2 | 2 | 0 |
| Stalking | 0 | 0 | 0 | 0 |
| Crimes Against Property | | | | |
| Arson | 0 | 0 | 0 | 0 |
| Bribery | 0 | 0 | 0 | 0 |
| Burglary | 7 | 0 | 0 | 0 |
| Counterfeiting/Forgery | 1 | 0 | 0 | 0 |
| Destruction/Damage/Vandalism | 0 | 0 | 0 | 0 |
| Embezzlement | 0 | 0 | 0 | 0 |
| Extortion/Blackmail | 0 | 0 | 0 | 0 |
| Fraud - False Pretenses | 1 | 0 | 0 | 0 |
| Fraud - Credit Card/ATM | 0 | 0 | 0 | 0 |
| Fraud - Impersonation | 0 | 0 | 0 | 0 |
| Fraud - Welfare | 0 | 0 | 0 | 0 |
| Fraud - Wire | 0 | 0 | 0 | 0 |
| Motor Vehicle Theft | 1 | 1 | 2 | 0 |
| Robbery | 0 | 0 | 0 | 0 |
| Stolen Property Offenses | 0 | 0 | 0 | 0 |
| Theft - Pocket-picking | 0 | 0 | 0 | 0 |
| Theft - Purse Snatching | 0 | 0 | 0 | 0 |
| Theft - Shoplifting | 1 | 0 | 0 | 0 |
| Theft From Building | 0 | 0 | 0 | 0 |
| Theft From Coin Machine | 1 | 0 | 0 | 0 |
| Theft From Motor Vehicle | 2 | 0 | 0 | 0 |
| Theft of Motor Vehicle Parts | 0 | 0 | 0 | 0 |
| Theft - All Other Larceny | 3 | 0 | 0 | 0 |
| Crimes Against Society | | | | |
| Drug/Narcotic Violations | 13 | 11 | 12 | 0 |
| Drug/Narcotic Equipment Violations | 11 | 10 | 5 | 0 |
| Gambling - Betting/Wagering | 0 | 0 | 0 | 0 |
| Gambling - Operating/Promoting | 0 | 0 | 0 | 0 |
| Gambling - Equipment Violations | 0 | 0 | 0 | 0 |
| Gambling - Sports Tampering | 0 | 0 | 0 | 0 |
| Pornography/Obscene Material | 0 | 0 | 0 | 0 |
| Prostitution | 0 | 0 | 0 | 0 |
| Prostitution Assisting/Promoting | 0 | 0 | 0 | 0 |
| Weapon Law Violations | 0 | 0 | 0 | 0 |
| Total Group A Offenses | 52 | 25 | 22 | 0 |



Cumberland Gap Police Department - 2007

2006 Population Estimate **205**

Offense Overview

Offense Total 11
 Number Cleared 1
 Percent Cleared 9.09 %

Group A Crimes per 100,000 population 5,365.9

Arrest Overview

Total Arrests 3
 Adult Arrests 0
 Juvenile Arrests 3
 Unknown Age 0

Arrests per 100,000 population 1,463.4

Average number offenses/incident 1.10

Domestic Violence Victims

| Offense | Total | Arrests |
|-------------------------|----------|----------|
| Murder | 0 | 0 |
| Aggravated Assault | 0 | 0 |
| Simple Assault | 0 | 0 |
| Intimidation | 0 | 0 |
| Stalking | 0 | 0 |
| Forcible Rape | 0 | 0 |
| Forcible Sodomy | 0 | 0 |
| Sexual Assault W/Object | 0 | 0 |
| Forcible Fondling | 0 | 0 |
| Incest | 0 | 0 |
| Statutory Rape | 0 | 0 |
| Kidnaping/Abduction | 0 | 0 |
| Total | 0 | 0 |

TIBRS Group B Arrests

| Offense | Adult | Juvenile |
|-----------------------|----------|----------|
| Bad Checks | 0 | 0 |
| Curfew/Vagrancy | 0 | 0 |
| Disorderly Conduct | 0 | 0 |
| DUI | 0 | 0 |
| Drunkenness | 0 | 0 |
| Family-Non Violent | 0 | 0 |
| Liquor Law Violations | 0 | 0 |
| Peeping Tom | 0 | 0 |
| Runaway | 0 | 0 |
| Trespass | 0 | 0 |
| All Other Offenses | 0 | 0 |
| Total Group B | 0 | 0 |

| TIBRS Group A Offenses | Offenses | | Arrests | |
|------------------------------------|-----------|----------|----------|----------|
| | Reported | Cleared | Adult | Juvenile |
| Crimes Against Persons | | | | |
| Murder | 0 | 0 | 0 | 0 |
| Negligent Manslaughter | 0 | 0 | 0 | 0 |
| Kidnaping/Abduction | 0 | 0 | 0 | 0 |
| Forcible Rape | 0 | 0 | 0 | 0 |
| Forcible Sodomy | 0 | 0 | 0 | 0 |
| Sexual Assault W/Object | 0 | 0 | 0 | 0 |
| Forcible Fondling | 0 | 0 | 0 | 0 |
| Incest | 0 | 0 | 0 | 0 |
| Statutory Rape | 0 | 0 | 0 | 0 |
| Aggravated Assault | 0 | 0 | 0 | 0 |
| Simple Assault | 0 | 0 | 0 | 0 |
| Intimidation | 0 | 0 | 0 | 0 |
| Stalking | 0 | 0 | 0 | 0 |
| Crimes Against Property | | | | |
| Arson | 0 | 0 | 0 | 0 |
| Bribery | 0 | 0 | 0 | 0 |
| Burglary | 1 | 0 | 0 | 0 |
| Counterfeiting/Forgery | 0 | 0 | 0 | 0 |
| Destruction/Damage/Vandalism | 2 | 0 | 0 | 0 |
| Embezzlement | 0 | 0 | 0 | 0 |
| Extortion/Blackmail | 0 | 0 | 0 | 0 |
| Fraud - False Pretenses | 0 | 0 | 0 | 0 |
| Fraud - Credit Card/ATM | 0 | 0 | 0 | 0 |
| Fraud - Impersonation | 0 | 0 | 0 | 0 |
| Fraud - Welfare | 0 | 0 | 0 | 0 |
| Fraud - Wire | 0 | 0 | 0 | 0 |
| Motor Vehicle Theft | 0 | 0 | 0 | 0 |
| Robbery | 0 | 0 | 0 | 0 |
| Stolen Property Offenses | 0 | 0 | 0 | 0 |
| Theft - Pocket-picking | 0 | 0 | 0 | 0 |
| Theft - Purse Snatching | 0 | 0 | 0 | 0 |
| Theft - Shoplifting | 0 | 0 | 0 | 0 |
| Theft From Building | 5 | 1 | 0 | 3 |
| Theft From Coin Machine | 0 | 0 | 0 | 0 |
| Theft From Motor Vehicle | 1 | 0 | 0 | 0 |
| Theft of Motor Vehicle Parts | 0 | 0 | 0 | 0 |
| Theft - All Other Larceny | 2 | 0 | 0 | 0 |
| Crimes Against Society | | | | |
| Drug/Narcotic Violations | 0 | 0 | 0 | 0 |
| Drug/Narcotic Equipment Violations | 0 | 0 | 0 | 0 |
| Gambling - Betting/Wagering | 0 | 0 | 0 | 0 |
| Gambling - Operating/Promoting | 0 | 0 | 0 | 0 |
| Gambling - Equipment Violations | 0 | 0 | 0 | 0 |
| Gambling - Sports Tampering | 0 | 0 | 0 | 0 |
| Pornography/Obscene Material | 0 | 0 | 0 | 0 |
| Prostitution | 0 | 0 | 0 | 0 |
| Prostitution Assisting/Promoting | 0 | 0 | 0 | 0 |
| Weapon Law Violations | 0 | 0 | 0 | 0 |
| Total Group A Offenses | 11 | 1 | 0 | 3 |



Dandridge Police Department - 2007

2006 Population Estimate 2,445

Offense Overview

Offense Total 269
 Number Cleared 77
 Percent Cleared 28.62 %
 Group A Crimes per 100,000 population 11,002.0

Arrest Overview

Total Arrests 110
 Adult Arrests 109
 Juvenile Arrests 1
 Unknown Age 0
 Arrests per 100,000 population 4,499.0
 Average number offenses/incident 1.04

Domestic Violence Victims

| Offense | Total | Arrests |
|-------------------------|-----------|----------|
| Murder | 0 | 0 |
| Aggravated Assault | 3 | 2 |
| Simple Assault | 9 | 4 |
| Intimidation | 3 | 0 |
| Stalking | 0 | 0 |
| Forcible Rape | 0 | 0 |
| Forcible Sodomy | 0 | 0 |
| Sexual Assault W/Object | 1 | 0 |
| Forcible Fondling | 0 | 0 |
| Incest | 0 | 0 |
| Statutory Rape | 0 | 0 |
| Kidnaping/Abduction | 0 | 0 |
| Total | 16 | 6 |

TIBRS Group B Arrests

| Offense | Adult | Juvenile |
|-----------------------|-----------|----------|
| Bad Checks | 0 | 0 |
| Curfew/Vagrancy | 0 | 0 |
| Disorderly Conduct | 0 | 0 |
| DUI | 18 | 0 |
| Drunkenness | 2 | 0 |
| Family-Non Violent | 0 | 0 |
| Liquor Law Violations | 0 | 0 |
| Peeping Tom | 0 | 0 |
| Runaway | 0 | 0 |
| Trespass | 0 | 0 |
| All Other Offenses | 7 | 0 |
| Total Group B | 27 | 0 |

| TIBRS Group A Offenses | Offenses | | Arrests | |
|------------------------------------|------------|-----------|-----------|----------|
| | Reported | Cleared | Adult | Juvenile |
| Crimes Against Persons | | | | |
| Murder | 0 | 0 | 0 | 0 |
| Negligent Manslaughter | 0 | 0 | 0 | 0 |
| Kidnaping/Abduction | 0 | 0 | 0 | 0 |
| Forcible Rape | 1 | 0 | 0 | 0 |
| Forcible Sodomy | 0 | 0 | 0 | 0 |
| Sexual Assault W/Object | 1 | 0 | 0 | 0 |
| Forcible Fondling | 1 | 0 | 0 | 0 |
| Incest | 0 | 0 | 0 | 0 |
| Statutory Rape | 0 | 0 | 0 | 0 |
| Aggravated Assault | 12 | 7 | 5 | 1 |
| Simple Assault | 18 | 7 | 6 | 0 |
| Intimidation | 22 | 0 | 0 | 0 |
| Stalking | 0 | 0 | 0 | 0 |
| Crimes Against Property | | | | |
| Arson | 0 | 0 | 0 | 0 |
| Bribery | 0 | 0 | 0 | 0 |
| Burglary | 9 | 6 | 6 | 0 |
| Counterfeiting/Forgery | 3 | 3 | 4 | 0 |
| Destruction/Damage/Vandalism | 21 | 1 | 2 | 0 |
| Embezzlement | 0 | 0 | 0 | 0 |
| Extortion/Blackmail | 0 | 0 | 0 | 0 |
| Fraud - False Pretenses | 3 | 2 | 1 | 0 |
| Fraud - Credit Card/ATM | 3 | 3 | 3 | 0 |
| Fraud - Impersonation | 3 | 2 | 2 | 0 |
| Fraud - Welfare | 0 | 0 | 0 | 0 |
| Fraud - Wire | 0 | 0 | 0 | 0 |
| Motor Vehicle Theft | 1 | 0 | 0 | 0 |
| Robbery | 0 | 0 | 0 | 0 |
| Stolen Property Offenses | 0 | 0 | 0 | 0 |
| Theft - Pocket-picking | 0 | 0 | 0 | 0 |
| Theft - Purse Snatching | 4 | 1 | 1 | 0 |
| Theft - Shoplifting | 8 | 5 | 5 | 0 |
| Theft From Building | 36 | 16 | 19 | 0 |
| Theft From Coin Machine | 0 | 0 | 0 | 0 |
| Theft From Motor Vehicle | 16 | 1 | 2 | 0 |
| Theft of Motor Vehicle Parts | 2 | 1 | 1 | 0 |
| Theft - All Other Larceny | 87 | 5 | 5 | 0 |
| Crimes Against Society | | | | |
| Drug/Narcotic Violations | 16 | 15 | 18 | 0 |
| Drug/Narcotic Equipment Violations | 1 | 1 | 1 | 0 |
| Gambling - Betting/Wagering | 0 | 0 | 0 | 0 |
| Gambling - Operating/Promoting | 0 | 0 | 0 | 0 |
| Gambling - Equipment Violations | 0 | 0 | 0 | 0 |
| Gambling - Sports Tampering | 0 | 0 | 0 | 0 |
| Pornography/Obscene Material | 0 | 0 | 0 | 0 |
| Prostitution | 0 | 0 | 0 | 0 |
| Prostitution Assisting/Promoting | 0 | 0 | 0 | 0 |
| Weapon Law Violations | 1 | 1 | 1 | 0 |
| Total Group A Offenses | 269 | 77 | 82 | 1 |



Dayton Police Department - 2007

2006 Population Estimate **6,661**

Offense Overview

Offense Total 748
 Number Cleared 417
 Percent Cleared 55.75 %

Group A Crimes per 100,000
 population 11,229.5

Arrest Overview

Total Arrests 751
 Adult Arrests 683
 Juvenile Arrests 68
 Unknown Age 0

Arrests per 100,000 population 11,274.6

Average number offenses/incident 1.12

Domestic Violence Victims

| Offense | Total | Arrests |
|-------------------------|-----------|-----------|
| Murder | 0 | 0 |
| Aggravated Assault | 6 | 4 |
| Simple Assault | 68 | 54 |
| Intimidation | 10 | 5 |
| Stalking | 1 | 1 |
| Forcible Rape | 0 | 0 |
| Forcible Sodomy | 0 | 0 |
| Sexual Assault W/Object | 0 | 0 |
| Forcible Fondling | 0 | 0 |
| Incest | 0 | 0 |
| Statutory Rape | 0 | 0 |
| Kidnaping/Abduction | 0 | 0 |
| Total | 85 | 64 |

TIBRS Group B Arrests

| Offense | Adult | Juvenile |
|-----------------------|------------|-----------|
| Bad Checks | 0 | 0 |
| Curfew/Vagrancy | 0 | 0 |
| Disorderly Conduct | 49 | 12 |
| DUI | 76 | 1 |
| Drunkenness | 156 | 0 |
| Family-Non Violent | 3 | 1 |
| Liquor Law Violations | 24 | 10 |
| Peeping Tom | 0 | 0 |
| Runaway | 0 | 2 |
| Trespass | 17 | 0 |
| All Other Offenses | 21 | 0 |
| Total Group B | 346 | 26 |

| TIBRS Group A Offenses | Offenses | | Arrests | |
|------------------------------------|------------|------------|------------|-----------|
| | Reported | Cleared | Adult | Juvenile |
| Crimes Against Persons | | | | |
| Murder | 0 | 0 | 0 | 0 |
| Negligent Manslaughter | 0 | 0 | 0 | 0 |
| Kidnaping/Abduction | 0 | 0 | 0 | 0 |
| Forcible Rape | 1 | 1 | 1 | 0 |
| Forcible Sodomy | 0 | 0 | 0 | 0 |
| Sexual Assault W/Object | 0 | 0 | 0 | 0 |
| Forcible Fondling | 2 | 1 | 1 | 0 |
| Incest | 0 | 0 | 0 | 0 |
| Statutory Rape | 1 | 1 | 1 | 0 |
| Aggravated Assault | 24 | 17 | 11 | 2 |
| Simple Assault | 126 | 95 | 69 | 6 |
| Intimidation | 26 | 20 | 14 | 0 |
| Stalking | 1 | 1 | 1 | 0 |
| Crimes Against Property | | | | |
| Arson | 1 | 1 | 0 | 0 |
| Bribery | 0 | 0 | 0 | 0 |
| Burglary | 48 | 12 | 10 | 5 |
| Counterfeiting/Forgery | 18 | 15 | 21 | 0 |
| Destruction/Damage/Vandalism | 101 | 24 | 12 | 8 |
| Embezzlement | 7 | 3 | 1 | 0 |
| Extortion/Blackmail | 0 | 0 | 0 | 0 |
| Fraud - False Pretenses | 14 | 11 | 4 | 0 |
| Fraud - Credit Card/ATM | 9 | 3 | 3 | 1 |
| Fraud - Impersonation | 1 | 1 | 1 | 0 |
| Fraud - Welfare | 0 | 0 | 0 | 0 |
| Fraud - Wire | 3 | 0 | 0 | 0 |
| Motor Vehicle Theft | 10 | 2 | 1 | 0 |
| Robbery | 7 | 3 | 5 | 0 |
| Stolen Property Offenses | 0 | 0 | 0 | 0 |
| Theft - Pocket-picking | 0 | 0 | 0 | 0 |
| Theft - Purse Snatching | 0 | 0 | 0 | 0 |
| Theft - Shoplifting | 96 | 84 | 74 | 14 |
| Theft From Building | 40 | 12 | 10 | 0 |
| Theft From Coin Machine | 3 | 2 | 3 | 0 |
| Theft From Motor Vehicle | 40 | 6 | 3 | 0 |
| Theft of Motor Vehicle Parts | 11 | 0 | 0 | 0 |
| Theft - All Other Larceny | 76 | 20 | 28 | 3 |
| Crimes Against Society | | | | |
| Drug/Narcotic Violations | 54 | 54 | 51 | 3 |
| Drug/Narcotic Equipment Violations | 21 | 21 | 8 | 0 |
| Gambling - Betting/Wagering | 0 | 0 | 0 | 0 |
| Gambling - Operating/Promoting | 0 | 0 | 0 | 0 |
| Gambling - Equipment Violations | 0 | 0 | 0 | 0 |
| Gambling - Sports Tampering | 0 | 0 | 0 | 0 |
| Pornography/Obscene Material | 0 | 0 | 0 | 0 |
| Prostitution | 0 | 0 | 0 | 0 |
| Prostitution Assisting/Promoting | 0 | 0 | 0 | 0 |
| Weapon Law Violations | 7 | 7 | 4 | 0 |
| Total Group A Offenses | 748 | 417 | 337 | 42 |



Decatur Police Department - 2007

2006 Population Estimate 1,459

Offense Overview

Offense Total 154
Number Cleared 52
Percent Cleared 33.77 %

Group A Crimes per 100,000 population 10,555.2

Arrest Overview

Total Arrests 109
Adult Arrests 108
Juvenile Arrests 1
Unknown Age 0

Arrests per 100,000 population 7,470.9

Average number offenses/incident 1.12

Domestic Violence Victims

| Offense | Total | Arrests |
|-------------------------|-----------|-----------|
| Murder | 0 | 0 |
| Aggravated Assault | 0 | 0 |
| Simple Assault | 14 | 12 |
| Intimidation | 0 | 0 |
| Stalking | 0 | 0 |
| Forcible Rape | 0 | 0 |
| Forcible Sodomy | 0 | 0 |
| Sexual Assault W/Object | 0 | 0 |
| Forcible Fondling | 0 | 0 |
| Incest | 0 | 0 |
| Statutory Rape | 0 | 0 |
| Kidnaping/Abduction | 0 | 0 |
| Total | 14 | 12 |

TIBRS Group B Arrests

| Offense | Adult | Juvenile |
|-----------------------|-----------|----------|
| Bad Checks | 0 | 0 |
| Curfew/Vagrancy | 0 | 0 |
| Disorderly Conduct | 7 | 0 |
| DUI | 23 | 0 |
| Drunkenness | 30 | 0 |
| Family-Non Violent | 0 | 0 |
| Liquor Law Violations | 0 | 0 |
| Peeping Tom | 0 | 0 |
| Runaway | 0 | 0 |
| Trespass | 0 | 0 |
| All Other Offenses | 1 | 0 |
| Total Group B | 61 | 0 |

| TIBRS Group A Offenses | Offenses | | Arrests | |
|------------------------------------|------------|-----------|-----------|----------|
| | Reported | Cleared | Adult | Juvenile |
| Crimes Against Persons | | | | |
| Murder | 0 | 0 | 0 | 0 |
| Negligent Manslaughter | 0 | 0 | 0 | 0 |
| Kidnaping/Abduction | 0 | 0 | 0 | 0 |
| Forcible Rape | 0 | 0 | 0 | 0 |
| Forcible Sodomy | 0 | 0 | 0 | 0 |
| Sexual Assault W/Object | 0 | 0 | 0 | 0 |
| Forcible Fondling | 0 | 0 | 0 | 0 |
| Incest | 0 | 0 | 0 | 0 |
| Statutory Rape | 0 | 0 | 0 | 0 |
| Aggravated Assault | 3 | 3 | 3 | 0 |
| Simple Assault | 37 | 15 | 16 | 0 |
| Intimidation | 6 | 1 | 1 | 0 |
| Stalking | 0 | 0 | 0 | 0 |
| Crimes Against Property | | | | |
| Arson | 0 | 0 | 0 | 0 |
| Bribery | 0 | 0 | 0 | 0 |
| Burglary | 9 | 1 | 1 | 0 |
| Counterfeiting/Forgery | 2 | 0 | 0 | 0 |
| Destruction/Damage/Vandalism | 20 | 5 | 3 | 0 |
| Embezzlement | 1 | 0 | 0 | 0 |
| Extortion/Blackmail | 0 | 0 | 0 | 0 |
| Fraud - False Pretenses | 1 | 0 | 0 | 0 |
| Fraud - Credit Card/ATM | 0 | 0 | 0 | 0 |
| Fraud - Impersonation | 0 | 0 | 0 | 0 |
| Fraud - Welfare | 0 | 0 | 0 | 0 |
| Fraud - Wire | 0 | 0 | 0 | 0 |
| Motor Vehicle Theft | 2 | 2 | 3 | 0 |
| Robbery | 2 | 0 | 0 | 0 |
| Stolen Property Offenses | 0 | 0 | 0 | 0 |
| Theft - Pocket-picking | 0 | 0 | 0 | 0 |
| Theft - Purse Snatching | 0 | 0 | 0 | 0 |
| Theft - Shoplifting | 6 | 6 | 5 | 0 |
| Theft From Building | 19 | 2 | 2 | 1 |
| Theft From Coin Machine | 0 | 0 | 0 | 0 |
| Theft From Motor Vehicle | 9 | 0 | 0 | 0 |
| Theft of Motor Vehicle Parts | 7 | 1 | 1 | 0 |
| Theft - All Other Larceny | 15 | 1 | 0 | 0 |
| Crimes Against Society | | | | |
| Drug/Narcotic Violations | 8 | 8 | 8 | 0 |
| Drug/Narcotic Equipment Violations | 4 | 4 | 1 | 0 |
| Gambling - Betting/Wagering | 0 | 0 | 0 | 0 |
| Gambling - Operating/Promoting | 0 | 0 | 0 | 0 |
| Gambling - Equipment Violations | 0 | 0 | 0 | 0 |
| Gambling - Sports Tampering | 0 | 0 | 0 | 0 |
| Pornography/Obscene Material | 0 | 0 | 0 | 0 |
| Prostitution | 0 | 0 | 0 | 0 |
| Prostitution Assisting/Promoting | 0 | 0 | 0 | 0 |
| Weapon Law Violations | 3 | 3 | 3 | 0 |
| Total Group A Offenses | 154 | 52 | 47 | 1 |



Decaturville Police Department - 2007

2006 Population Estimate 829

Offense Overview

Offense Total 14
Number Cleared 4
Percent Cleared 28.57 %

Group A Crimes per 100,000 population 1,688.8

Arrest Overview

Total Arrests 4
Adult Arrests 4
Juvenile Arrests 0
Unknown Age 0

Arrests per 100,000 population 482.5

Average number offenses/incident 1.17

Domestic Violence Victims

| Offense | Total | Arrests |
|-------------------------|----------|----------|
| Murder | 0 | 0 |
| Aggravated Assault | 0 | 0 |
| Simple Assault | 4 | 1 |
| Intimidation | 2 | 2 |
| Stalking | 0 | 0 |
| Forcible Rape | 0 | 0 |
| Forcible Sodomy | 0 | 0 |
| Sexual Assault W/Object | 0 | 0 |
| Forcible Fondling | 0 | 0 |
| Incest | 0 | 0 |
| Statutory Rape | 0 | 0 |
| Kidnaping/Abduction | 0 | 0 |
| Total | 6 | 3 |

TIBRS Group B Arrests

| Offense | Adult | Juvenile |
|-----------------------|----------|----------|
| Bad Checks | 0 | 0 |
| Curfew/Vagrancy | 0 | 0 |
| Disorderly Conduct | 1 | 0 |
| DUI | 0 | 0 |
| Drunkenness | 0 | 0 |
| Family-Non Violent | 0 | 0 |
| Liquor Law Violations | 0 | 0 |
| Peeping Tom | 0 | 0 |
| Runaway | 0 | 0 |
| Trespass | 0 | 0 |
| All Other Offenses | 0 | 0 |
| Total Group B | 1 | 0 |

| TIBRS Group A Offenses | Offenses | | Arrests | |
|------------------------------------|-----------|----------|----------|----------|
| | Reported | Cleared | Adult | Juvenile |
| Crimes Against Persons | | | | |
| Murder | 0 | 0 | 0 | 0 |
| Negligent Manslaughter | 0 | 0 | 0 | 0 |
| Kidnaping/Abduction | 0 | 0 | 0 | 0 |
| Forcible Rape | 0 | 0 | 0 | 0 |
| Forcible Sodomy | 0 | 0 | 0 | 0 |
| Sexual Assault W/Object | 0 | 0 | 0 | 0 |
| Forcible Fondling | 0 | 0 | 0 | 0 |
| Incest | 0 | 0 | 0 | 0 |
| Statutory Rape | 0 | 0 | 0 | 0 |
| Aggravated Assault | 0 | 0 | 0 | 0 |
| Simple Assault | 4 | 2 | 1 | 0 |
| Intimidation | 2 | 2 | 2 | 0 |
| Stalking | 0 | 0 | 0 | 0 |
| Crimes Against Property | | | | |
| Arson | 0 | 0 | 0 | 0 |
| Bribery | 0 | 0 | 0 | 0 |
| Burglary | 5 | 0 | 0 | 0 |
| Counterfeiting/Forgery | 0 | 0 | 0 | 0 |
| Destruction/Damage/Vandalism | 2 | 0 | 0 | 0 |
| Embezzlement | 0 | 0 | 0 | 0 |
| Extortion/Blackmail | 0 | 0 | 0 | 0 |
| Fraud - False Pretenses | 0 | 0 | 0 | 0 |
| Fraud - Credit Card/ATM | 0 | 0 | 0 | 0 |
| Fraud - Impersonation | 0 | 0 | 0 | 0 |
| Fraud - Welfare | 0 | 0 | 0 | 0 |
| Fraud - Wire | 0 | 0 | 0 | 0 |
| Motor Vehicle Theft | 0 | 0 | 0 | 0 |
| Robbery | 0 | 0 | 0 | 0 |
| Stolen Property Offenses | 0 | 0 | 0 | 0 |
| Theft - Pocket-picking | 0 | 0 | 0 | 0 |
| Theft - Purse Snatching | 0 | 0 | 0 | 0 |
| Theft - Shoplifting | 0 | 0 | 0 | 0 |
| Theft From Building | 0 | 0 | 0 | 0 |
| Theft From Coin Machine | 0 | 0 | 0 | 0 |
| Theft From Motor Vehicle | 0 | 0 | 0 | 0 |
| Theft of Motor Vehicle Parts | 0 | 0 | 0 | 0 |
| Theft - All Other Larceny | 1 | 0 | 0 | 0 |
| Crimes Against Society | | | | |
| Drug/Narcotic Violations | 0 | 0 | 0 | 0 |
| Drug/Narcotic Equipment Violations | 0 | 0 | 0 | 0 |
| Gambling - Betting/Wagering | 0 | 0 | 0 | 0 |
| Gambling - Operating/Promoting | 0 | 0 | 0 | 0 |
| Gambling - Equipment Violations | 0 | 0 | 0 | 0 |
| Gambling - Sports Tampering | 0 | 0 | 0 | 0 |
| Pornography/Obscene Material | 0 | 0 | 0 | 0 |
| Prostitution | 0 | 0 | 0 | 0 |
| Prostitution Assisting/Promoting | 0 | 0 | 0 | 0 |
| Weapon Law Violations | 0 | 0 | 0 | 0 |
| Total Group A Offenses | 14 | 4 | 3 | 0 |



Decherd Police Department - 2007

2006 Population Estimate 2,174

Offense Overview

Offense Total 296
Number Cleared 120
Percent Cleared 40.54 %

Group A Crimes per 100,000 population 13,615.5

Arrest Overview

Total Arrests 177
Adult Arrests 161
Juvenile Arrests 16
Unknown Age 0

Arrests per 100,000 population 8,141.7

Average number offenses/incident 1.13

Domestic Violence Victims

| Offense | Total | Arrests |
|-------------------------|-----------|-----------|
| Murder | 0 | 0 |
| Aggravated Assault | 1 | 1 |
| Simple Assault | 43 | 33 |
| Intimidation | 3 | 0 |
| Stalking | 1 | 0 |
| Forcible Rape | 0 | 0 |
| Forcible Sodomy | 0 | 0 |
| Sexual Assault W/Object | 0 | 0 |
| Forcible Fondling | 0 | 0 |
| Incest | 0 | 0 |
| Statutory Rape | 0 | 0 |
| Kidnaping/Abduction | 1 | 0 |
| Total | 49 | 34 |

TIBRS Group B Arrests

| Offense | Adult | Juvenile |
|-----------------------|-----------|----------|
| Bad Checks | 0 | 0 |
| Curfew/Vagrancy | 0 | 0 |
| Disorderly Conduct | 3 | 0 |
| DUI | 20 | 0 |
| Drunkenness | 15 | 0 |
| Family-Non Violent | 0 | 0 |
| Liquor Law Violations | 14 | 4 |
| Peeping Tom | 0 | 0 |
| Runaway | 0 | 1 |
| Trespass | 1 | 0 |
| All Other Offenses | 6 | 0 |
| Total Group B | 59 | 5 |

| TIBRS Group A Offenses | Offenses | | Arrests | |
|------------------------------------|------------|------------|------------|-----------|
| | Reported | Cleared | Adult | Juvenile |
| Crimes Against Persons | | | | |
| Murder | 0 | 0 | 0 | 0 |
| Negligent Manslaughter | 0 | 0 | 0 | 0 |
| Kidnaping/Abduction | 1 | 0 | 0 | 0 |
| Forcible Rape | 0 | 0 | 0 | 0 |
| Forcible Sodomy | 0 | 0 | 0 | 0 |
| Sexual Assault W/Object | 0 | 0 | 0 | 0 |
| Forcible Fondling | 1 | 0 | 0 | 0 |
| Incest | 0 | 0 | 0 | 0 |
| Statutory Rape | 1 | 0 | 0 | 0 |
| Aggravated Assault | 8 | 2 | 2 | 0 |
| Simple Assault | 60 | 40 | 31 | 3 |
| Intimidation | 8 | 0 | 0 | 0 |
| Stalking | 4 | 0 | 1 | 0 |
| Crimes Against Property | | | | |
| Arson | 0 | 0 | 0 | 0 |
| Bribery | 0 | 0 | 0 | 0 |
| Burglary | 27 | 2 | 1 | 0 |
| Counterfeiting/Forgery | 5 | 0 | 0 | 0 |
| Destruction/Damage/Vandalism | 26 | 4 | 2 | 1 |
| Embezzlement | 4 | 1 | 0 | 0 |
| Extortion/Blackmail | 0 | 0 | 0 | 0 |
| Fraud - False Pretenses | 11 | 2 | 1 | 0 |
| Fraud - Credit Card/ATM | 1 | 0 | 0 | 0 |
| Fraud - Impersonation | 3 | 3 | 3 | 0 |
| Fraud - Welfare | 0 | 0 | 0 | 0 |
| Fraud - Wire | 0 | 0 | 0 | 0 |
| Motor Vehicle Theft | 2 | 0 | 0 | 0 |
| Robbery | 2 | 0 | 0 | 0 |
| Stolen Property Offenses | 0 | 0 | 0 | 0 |
| Theft - Pocket-picking | 0 | 0 | 0 | 0 |
| Theft - Purse Snatching | 0 | 0 | 0 | 0 |
| Theft - Shoplifting | 8 | 5 | 7 | 0 |
| Theft From Building | 20 | 3 | 2 | 0 |
| Theft From Coin Machine | 2 | 0 | 0 | 0 |
| Theft From Motor Vehicle | 13 | 0 | 0 | 0 |
| Theft of Motor Vehicle Parts | 9 | 1 | 0 | 1 |
| Theft - All Other Larceny | 18 | 1 | 3 | 0 |
| Crimes Against Society | | | | |
| Drug/Narcotic Violations | 43 | 40 | 40 | 6 |
| Drug/Narcotic Equipment Violations | 19 | 16 | 9 | 0 |
| Gambling - Betting/Wagering | 0 | 0 | 0 | 0 |
| Gambling - Operating/Promoting | 0 | 0 | 0 | 0 |
| Gambling - Equipment Violations | 0 | 0 | 0 | 0 |
| Gambling - Sports Tampering | 0 | 0 | 0 | 0 |
| Pornography/Obscene Material | 0 | 0 | 0 | 0 |
| Prostitution | 0 | 0 | 0 | 0 |
| Prostitution Assisting/Promoting | 0 | 0 | 0 | 0 |
| Weapon Law Violations | 0 | 0 | 0 | 0 |
| Total Group A Offenses | 296 | 120 | 102 | 11 |



Dickson Police Department - 2007

2006 Population Estimate 13,062

Offense Overview

Offense Total 2,330
Number Cleared 1,313
Percent Cleared 56.35 %

Group A Crimes per 100,000 population 17,838.0

Arrest Overview

Total Arrests 1,640
Adult Arrests 1,503
Juvenile Arrests 137
Unknown Age 0

Arrests per 100,000 population 12,555.5

Average number offenses/incident 1.14

Domestic Violence Victims

| Offense | Total | Arrests |
|-------------------------|------------|------------|
| Murder | 0 | 0 |
| Aggravated Assault | 30 | 24 |
| Simple Assault | 232 | 139 |
| Intimidation | 148 | 31 |
| Stalking | 4 | 3 |
| Forcible Rape | 6 | 1 |
| Forcible Sodomy | 0 | 0 |
| Sexual Assault W/Object | 0 | 0 |
| Forcible Fondling | 14 | 0 |
| Incest | 0 | 0 |
| Statutory Rape | 0 | 0 |
| Kidnaping/Abduction | 2 | 2 |
| Total | 436 | 200 |

TIBRS Group B Arrests

| Offense | Adult | Juvenile |
|-----------------------|------------|-----------|
| Bad Checks | 1 | 0 |
| Curfew/Vagrancy | 0 | 10 |
| Disorderly Conduct | 22 | 0 |
| DUI | 141 | 1 |
| Drunkenness | 55 | 1 |
| Family-Non Violent | 2 | 0 |
| Liquor Law Violations | 34 | 20 |
| Peeping Tom | 0 | 1 |
| Runaway | 0 | 11 |
| Trespass | 33 | 2 |
| All Other Offenses | 623 | 36 |
| Total Group B | 911 | 82 |

| TIBRS Group A Offenses | Offenses | | Arrests | |
|------------------------------------|--------------|--------------|------------|-----------|
| | Reported | Cleared | Adult | Juvenile |
| Crimes Against Persons | | | | |
| Murder | 1 | 1 | 2 | 0 |
| Negligent Manslaughter | 0 | 0 | 0 | 0 |
| Kidnaping/Abduction | 2 | 2 | 1 | 0 |
| Forcible Rape | 9 | 4 | 3 | 0 |
| Forcible Sodomy | 0 | 0 | 0 | 0 |
| Sexual Assault W/Object | 0 | 0 | 0 | 0 |
| Forcible Fondling | 28 | 9 | 1 | 0 |
| Incest | 0 | 0 | 0 | 0 |
| Statutory Rape | 4 | 4 | 4 | 0 |
| Aggravated Assault | 89 | 71 | 39 | 0 |
| Simple Assault | 376 | 325 | 151 | 18 |
| Intimidation | 314 | 265 | 43 | 2 |
| Stalking | 11 | 9 | 4 | 0 |
| Crimes Against Property | | | | |
| Arson | 2 | 2 | 1 | 1 |
| Bribery | 0 | 0 | 0 | 0 |
| Burglary | 134 | 24 | 14 | 5 |
| Counterfeiting/Forgery | 67 | 31 | 9 | 0 |
| Destruction/Damage/Vandalism | 290 | 87 | 24 | 5 |
| Embezzlement | 29 | 24 | 17 | 0 |
| Extortion/Blackmail | 0 | 0 | 0 | 0 |
| Fraud - False Pretenses | 86 | 42 | 16 | 0 |
| Fraud - Credit Card/ATM | 29 | 9 | 5 | 0 |
| Fraud - Impersonation | 30 | 17 | 9 | 1 |
| Fraud - Welfare | 0 | 0 | 0 | 0 |
| Fraud - Wire | 9 | 0 | 0 | 0 |
| Motor Vehicle Theft | 91 | 28 | 11 | 0 |
| Robbery | 19 | 10 | 14 | 0 |
| Stolen Property Offenses | 1 | 1 | 1 | 0 |
| Theft - Pocket-picking | 3 | 0 | 0 | 1 |
| Theft - Purse Snatching | 4 | 3 | 3 | 0 |
| Theft - Shoplifting | 122 | 96 | 82 | 8 |
| Theft From Building | 85 | 30 | 14 | 1 |
| Theft From Coin Machine | 3 | 0 | 0 | 0 |
| Theft From Motor Vehicle | 87 | 14 | 6 | 1 |
| Theft of Motor Vehicle Parts | 76 | 9 | 2 | 3 |
| Theft - All Other Larceny | 190 | 59 | 27 | 3 |
| Crimes Against Society | | | | |
| Drug/Narcotic Violations | 89 | 88 | 64 | 6 |
| Drug/Narcotic Equipment Violations | 40 | 40 | 17 | 0 |
| Gambling - Betting/Wagering | 0 | 0 | 0 | 0 |
| Gambling - Operating/Promoting | 0 | 0 | 0 | 0 |
| Gambling - Equipment Violations | 0 | 0 | 0 | 0 |
| Gambling - Sports Tampering | 0 | 0 | 0 | 0 |
| Pornography/Obscene Material | 1 | 0 | 0 | 0 |
| Prostitution | 1 | 1 | 1 | 0 |
| Prostitution Assisting/Promoting | 0 | 0 | 0 | 0 |
| Weapon Law Violations | 8 | 8 | 7 | 0 |
| Total Group A Offenses | 2,330 | 1,313 | 592 | 55 |



2006 Population Estimate 1,537

Offense Overview

Offense Total 52
 Number Cleared 25
 Percent Cleared 48.08 %

Group A Crimes per 100,000 population 3,383.2

Arrest Overview

Total Arrests 31
 Adult Arrests 30
 Juvenile Arrests 1
 Unknown Age 0

Arrests per 100,000 population 2,016.9

Average number offenses/incident 1.16

Domestic Violence Victims

| Offense | Total | Arrests |
|-------------------------|-----------|----------|
| Murder | 0 | 0 |
| Aggravated Assault | 1 | 1 |
| Simple Assault | 11 | 7 |
| Intimidation | 3 | 0 |
| Stalking | 0 | 0 |
| Forcible Rape | 0 | 0 |
| Forcible Sodomy | 0 | 0 |
| Sexual Assault W/Object | 0 | 0 |
| Forcible Fondling | 0 | 0 |
| Incest | 0 | 0 |
| Statutory Rape | 0 | 0 |
| Kidnaping/Abduction | 0 | 0 |
| Total | 15 | 8 |

TIBRS Group B Arrests

| Offense | Adult | Juvenile |
|-----------------------|-----------|----------|
| Bad Checks | 0 | 0 |
| Curfew/Vagrancy | 0 | 0 |
| Disorderly Conduct | 0 | 0 |
| DUI | 6 | 0 |
| Drunkenness | 0 | 0 |
| Family-Non Violent | 0 | 0 |
| Liquor Law Violations | 5 | 0 |
| Peeping Tom | 0 | 0 |
| Runaway | 0 | 0 |
| Trespass | 0 | 0 |
| All Other Offenses | 4 | 0 |
| Total Group B | 15 | 0 |

| TIBRS Group A Offenses | Offenses | | Arrests | |
|------------------------------------|-----------|-----------|-----------|----------|
| | Reported | Cleared | Adult | Juvenile |
| Crimes Against Persons | | | | |
| Murder | 0 | 0 | 0 | 0 |
| Negligent Manslaughter | 0 | 0 | 0 | 0 |
| Kidnaping/Abduction | 0 | 0 | 0 | 0 |
| Forcible Rape | 0 | 0 | 0 | 0 |
| Forcible Sodomy | 0 | 0 | 0 | 0 |
| Sexual Assault W/Object | 0 | 0 | 0 | 0 |
| Forcible Fondling | 0 | 0 | 0 | 0 |
| Incest | 0 | 0 | 0 | 0 |
| Statutory Rape | 0 | 0 | 0 | 0 |
| Aggravated Assault | 2 | 1 | 1 | 0 |
| Simple Assault | 15 | 14 | 9 | 0 |
| Intimidation | 7 | 2 | 0 | 0 |
| Stalking | 0 | 0 | 0 | 0 |
| Crimes Against Property | | | | |
| Arson | 0 | 0 | 0 | 0 |
| Bribery | 0 | 0 | 0 | 0 |
| Burglary | 2 | 0 | 0 | 0 |
| Counterfeiting/Forgery | 2 | 1 | 1 | 0 |
| Destruction/Damage/Vandalism | 1 | 0 | 0 | 0 |
| Embezzlement | 0 | 0 | 0 | 0 |
| Extortion/Blackmail | 0 | 0 | 0 | 0 |
| Fraud - False Pretenses | 2 | 1 | 0 | 0 |
| Fraud - Credit Card/ATM | 2 | 0 | 0 | 0 |
| Fraud - Impersonation | 0 | 0 | 0 | 0 |
| Fraud - Welfare | 0 | 0 | 0 | 0 |
| Fraud - Wire | 0 | 0 | 0 | 0 |
| Motor Vehicle Theft | 1 | 1 | 0 | 1 |
| Robbery | 0 | 0 | 0 | 0 |
| Stolen Property Offenses | 0 | 0 | 0 | 0 |
| Theft - Pocket-picking | 0 | 0 | 0 | 0 |
| Theft - Purse Snatching | 0 | 0 | 0 | 0 |
| Theft - Shoplifting | 0 | 0 | 0 | 0 |
| Theft From Building | 7 | 2 | 2 | 0 |
| Theft From Coin Machine | 0 | 0 | 0 | 0 |
| Theft From Motor Vehicle | 4 | 0 | 0 | 0 |
| Theft of Motor Vehicle Parts | 0 | 0 | 0 | 0 |
| Theft - All Other Larceny | 4 | 0 | 0 | 0 |
| Crimes Against Society | | | | |
| Drug/Narcotic Violations | 2 | 2 | 2 | 0 |
| Drug/Narcotic Equipment Violations | 1 | 1 | 0 | 0 |
| Gambling - Betting/Wagering | 0 | 0 | 0 | 0 |
| Gambling - Operating/Promoting | 0 | 0 | 0 | 0 |
| Gambling - Equipment Violations | 0 | 0 | 0 | 0 |
| Gambling - Sports Tampering | 0 | 0 | 0 | 0 |
| Pornography/Obscene Material | 0 | 0 | 0 | 0 |
| Prostitution | 0 | 0 | 0 | 0 |
| Prostitution Assisting/Promoting | 0 | 0 | 0 | 0 |
| Weapon Law Violations | 0 | 0 | 0 | 0 |
| Total Group A Offenses | 52 | 25 | 15 | 1 |



Dresden Police Department - 2007

2006 Population Estimate **2,655**

Offense Overview

Offense Total 190
 Number Cleared 62
 Percent Cleared 32.63 %

Group A Crimes per 100,000
 population 7,156.3

Arrest Overview

Total Arrests 129
 Adult Arrests 117
 Juvenile Arrests 12
 Unknown Age 0

Arrests per 100,000 population 4,858.8

Average number offenses/incident 1.12

Domestic Violence Victims

| Offense | Total | Arrests |
|-------------------------|-----------|-----------|
| Murder | 0 | 0 |
| Aggravated Assault | 4 | 3 |
| Simple Assault | 12 | 6 |
| Intimidation | 5 | 1 |
| Stalking | 0 | 0 |
| Forcible Rape | 0 | 0 |
| Forcible Sodomy | 0 | 0 |
| Sexual Assault W/Object | 0 | 0 |
| Forcible Fondling | 0 | 0 |
| Incest | 0 | 0 |
| Statutory Rape | 0 | 0 |
| Kidnaping/Abduction | 0 | 0 |
| Total | 21 | 10 |

TIBRS Group B Arrests

| Offense | Adult | Juvenile |
|-----------------------|-----------|----------|
| Bad Checks | 0 | 0 |
| Curfew/Vagrancy | 0 | 0 |
| Disorderly Conduct | 14 | 1 |
| DUI | 18 | 0 |
| Drunkenness | 14 | 0 |
| Family-Non Violent | 0 | 0 |
| Liquor Law Violations | 5 | 4 |
| Peeping Tom | 0 | 0 |
| Runaway | 0 | 0 |
| Trespass | 2 | 0 |
| All Other Offenses | 13 | 0 |
| Total Group B | 66 | 5 |

| TIBRS Group A Offenses | Offenses | | Arrests | |
|------------------------------------|------------|-----------|-----------|----------|
| | Reported | Cleared | Adult | Juvenile |
| Crimes Against Persons | | | | |
| Murder | 0 | 0 | 0 | 0 |
| Negligent Manslaughter | 0 | 0 | 0 | 0 |
| Kidnaping/Abduction | 0 | 0 | 0 | 0 |
| Forcible Rape | 0 | 0 | 0 | 0 |
| Forcible Sodomy | 0 | 0 | 0 | 0 |
| Sexual Assault W/Object | 0 | 0 | 0 | 0 |
| Forcible Fondling | 0 | 0 | 0 | 0 |
| Incest | 0 | 0 | 0 | 0 |
| Statutory Rape | 0 | 0 | 0 | 0 |
| Aggravated Assault | 6 | 5 | 5 | 0 |
| Simple Assault | 22 | 9 | 8 | 0 |
| Intimidation | 9 | 2 | 2 | 0 |
| Stalking | 2 | 1 | 1 | 0 |
| Crimes Against Property | | | | |
| Arson | 1 | 0 | 0 | 0 |
| Bribery | 0 | 0 | 0 | 0 |
| Burglary | 15 | 1 | 2 | 1 |
| Counterfeiting/Forgery | 3 | 3 | 3 | 0 |
| Destruction/Damage/Vandalism | 42 | 8 | 3 | 4 |
| Embezzlement | 0 | 0 | 0 | 0 |
| Extortion/Blackmail | 0 | 0 | 0 | 0 |
| Fraud - False Pretenses | 5 | 3 | 1 | 0 |
| Fraud - Credit Card/ATM | 3 | 2 | 3 | 0 |
| Fraud - Impersonation | 0 | 0 | 0 | 0 |
| Fraud - Welfare | 0 | 0 | 0 | 0 |
| Fraud - Wire | 1 | 0 | 0 | 0 |
| Motor Vehicle Theft | 10 | 3 | 3 | 0 |
| Robbery | 0 | 0 | 0 | 0 |
| Stolen Property Offenses | 0 | 0 | 0 | 0 |
| Theft - Pocket-picking | 1 | 0 | 0 | 0 |
| Theft - Purse Snatching | 0 | 0 | 0 | 0 |
| Theft - Shoplifting | 4 | 3 | 3 | 0 |
| Theft From Building | 30 | 3 | 3 | 0 |
| Theft From Coin Machine | 1 | 1 | 0 | 0 |
| Theft From Motor Vehicle | 9 | 1 | 0 | 0 |
| Theft of Motor Vehicle Parts | 2 | 2 | 0 | 2 |
| Theft - All Other Larceny | 10 | 2 | 1 | 0 |
| Crimes Against Society | | | | |
| Drug/Narcotic Violations | 12 | 11 | 13 | 0 |
| Drug/Narcotic Equipment Violations | 2 | 2 | 0 | 0 |
| Gambling - Betting/Wagering | 0 | 0 | 0 | 0 |
| Gambling - Operating/Promoting | 0 | 0 | 0 | 0 |
| Gambling - Equipment Violations | 0 | 0 | 0 | 0 |
| Gambling - Sports Tampering | 0 | 0 | 0 | 0 |
| Pornography/Obscene Material | 0 | 0 | 0 | 0 |
| Prostitution | 0 | 0 | 0 | 0 |
| Prostitution Assisting/Promoting | 0 | 0 | 0 | 0 |
| Weapon Law Violations | 0 | 0 | 0 | 0 |
| Total Group A Offenses | 190 | 62 | 51 | 7 |



Dunlap Police Department - 2007

2006 Population Estimate 4,797

Offense Overview

Offense Total 328
 Number Cleared 78
 Percent Cleared 23.78 %

Group A Crimes per 100,000 population 6,837.6

Arrest Overview

Total Arrests 204
 Adult Arrests 201
 Juvenile Arrests 3
 Unknown Age 0

Arrests per 100,000 population 4,252.7

Average number offenses/incident 1.01

Domestic Violence Victims

| Offense | Total | Arrests |
|-------------------------|-----------|-----------|
| Murder | 0 | 0 |
| Aggravated Assault | 4 | 4 |
| Simple Assault | 26 | 26 |
| Intimidation | 0 | 0 |
| Stalking | 0 | 0 |
| Forcible Rape | 0 | 0 |
| Forcible Sodomy | 0 | 0 |
| Sexual Assault W/Object | 0 | 0 |
| Forcible Fondling | 0 | 0 |
| Incest | 0 | 0 |
| Statutory Rape | 0 | 0 |
| Kidnaping/Abduction | 0 | 0 |
| Total | 30 | 30 |

TIBRS Group B Arrests

| Offense | Adult | Juvenile |
|-----------------------|------------|----------|
| Bad Checks | 0 | 0 |
| Curfew/Vagrancy | 0 | 0 |
| Disorderly Conduct | 24 | 0 |
| DUI | 44 | 1 |
| Drunkenness | 46 | 0 |
| Family-Non Violent | 1 | 0 |
| Liquor Law Violations | 4 | 0 |
| Peeping Tom | 0 | 0 |
| Runaway | 0 | 0 |
| Trespass | 0 | 0 |
| All Other Offenses | 8 | 0 |
| Total Group B | 127 | 1 |

| TIBRS Group A Offenses | Offenses | | Arrests | |
|------------------------------------|------------|-----------|-----------|----------|
| | Reported | Cleared | Adult | Juvenile |
| Crimes Against Persons | | | | |
| Murder | 0 | 0 | 0 | 0 |
| Negligent Manslaughter | 0 | 0 | 0 | 0 |
| Kidnaping/Abduction | 0 | 0 | 0 | 0 |
| Forcible Rape | 1 | 0 | 0 | 0 |
| Forcible Sodomy | 0 | 0 | 0 | 0 |
| Sexual Assault W/Object | 0 | 0 | 0 | 0 |
| Forcible Fondling | 2 | 0 | 0 | 0 |
| Incest | 0 | 0 | 0 | 0 |
| Statutory Rape | 0 | 0 | 0 | 0 |
| Aggravated Assault | 12 | 10 | 9 | 0 |
| Simple Assault | 51 | 30 | 28 | 1 |
| Intimidation | 16 | 0 | 0 | 0 |
| Stalking | 2 | 0 | 0 | 0 |
| Crimes Against Property | | | | |
| Arson | 0 | 0 | 0 | 0 |
| Bribery | 0 | 0 | 0 | 0 |
| Burglary | 18 | 3 | 5 | 1 |
| Counterfeiting/Forgery | 14 | 4 | 3 | 0 |
| Destruction/Damage/Vandalism | 65 | 3 | 2 | 0 |
| Embezzlement | 0 | 0 | 0 | 0 |
| Extortion/Blackmail | 0 | 0 | 0 | 0 |
| Fraud - False Pretenses | 1 | 0 | 0 | 0 |
| Fraud - Credit Card/ATM | 1 | 0 | 0 | 0 |
| Fraud - Impersonation | 1 | 0 | 0 | 0 |
| Fraud - Welfare | 0 | 0 | 0 | 0 |
| Fraud - Wire | 0 | 0 | 0 | 0 |
| Motor Vehicle Theft | 13 | 0 | 0 | 0 |
| Robbery | 1 | 0 | 0 | 0 |
| Stolen Property Offenses | 1 | 0 | 0 | 0 |
| Theft - Pocket-picking | 1 | 0 | 0 | 0 |
| Theft - Purse Snatching | 4 | 0 | 0 | 0 |
| Theft - Shoplifting | 2 | 2 | 2 | 0 |
| Theft From Building | 30 | 4 | 4 | 0 |
| Theft From Coin Machine | 0 | 0 | 0 | 0 |
| Theft From Motor Vehicle | 24 | 1 | 2 | 0 |
| Theft of Motor Vehicle Parts | 3 | 1 | 1 | 0 |
| Theft - All Other Larceny | 45 | 2 | 1 | 0 |
| Crimes Against Society | | | | |
| Drug/Narcotic Violations | 17 | 16 | 14 | 0 |
| Drug/Narcotic Equipment Violations | 2 | 2 | 3 | 0 |
| Gambling - Betting/Wagering | 0 | 0 | 0 | 0 |
| Gambling - Operating/Promoting | 0 | 0 | 0 | 0 |
| Gambling - Equipment Violations | 0 | 0 | 0 | 0 |
| Gambling - Sports Tampering | 0 | 0 | 0 | 0 |
| Pornography/Obscene Material | 1 | 0 | 0 | 0 |
| Prostitution | 0 | 0 | 0 | 0 |
| Prostitution Assisting/Promoting | 0 | 0 | 0 | 0 |
| Weapon Law Violations | 0 | 0 | 0 | 0 |
| Total Group A Offenses | 328 | 78 | 74 | 2 |



Dyer Police Department - 2007

2006 Population Estimate **2,420**

Offense Overview

Offense Total 88
 Number Cleared 53
 Percent Cleared 60.23 %

Group A Crimes per 100,000
 population 3,636.4

Arrest Overview

Total Arrests 53
 Adult Arrests 51
 Juvenile Arrests 2
 Unknown Age 0

Arrests per 100,000 population 2,190.1

Average number offenses/incident 1.16

Domestic Violence Victims

| Offense | Total | Arrests |
|-------------------------|----------|----------|
| Murder | 1 | 1 |
| Aggravated Assault | 0 | 0 |
| Simple Assault | 2 | 1 |
| Intimidation | 0 | 0 |
| Stalking | 0 | 0 |
| Forcible Rape | 0 | 0 |
| Forcible Sodomy | 0 | 0 |
| Sexual Assault W/Object | 0 | 0 |
| Forcible Fondling | 0 | 0 |
| Incest | 0 | 0 |
| Statutory Rape | 0 | 0 |
| Kidnaping/Abduction | 0 | 0 |
| Total | 3 | 2 |

TIBRS Group B Arrests

| Offense | Adult | Juvenile |
|-----------------------|-----------|----------|
| Bad Checks | 0 | 0 |
| Curfew/Vagrancy | 0 | 0 |
| Disorderly Conduct | 0 | 0 |
| DUI | 5 | 0 |
| Drunkenness | 0 | 0 |
| Family-Non Violent | 0 | 0 |
| Liquor Law Violations | 1 | 0 |
| Peeping Tom | 0 | 0 |
| Runaway | 0 | 0 |
| Trespass | 0 | 0 |
| All Other Offenses | 7 | 2 |
| Total Group B | 13 | 2 |

| TIBRS Group A Offenses | Offenses | | Arrests | |
|------------------------------------|-----------|-----------|-----------|----------|
| | Reported | Cleared | Adult | Juvenile |
| Crimes Against Persons | | | | |
| Murder | 1 | 1 | 1 | 0 |
| Negligent Manslaughter | 0 | 0 | 0 | 0 |
| Kidnaping/Abduction | 0 | 0 | 0 | 0 |
| Forcible Rape | 0 | 0 | 0 | 0 |
| Forcible Sodomy | 0 | 0 | 0 | 0 |
| Sexual Assault W/Object | 0 | 0 | 0 | 0 |
| Forcible Fondling | 2 | 2 | 2 | 0 |
| Incest | 0 | 0 | 0 | 0 |
| Statutory Rape | 2 | 2 | 1 | 0 |
| Aggravated Assault | 2 | 2 | 2 | 0 |
| Simple Assault | 13 | 9 | 4 | 0 |
| Intimidation | 4 | 0 | 0 | 0 |
| Stalking | 0 | 0 | 0 | 0 |
| Crimes Against Property | | | | |
| Arson | 1 | 1 | 0 | 0 |
| Bribery | 0 | 0 | 0 | 0 |
| Burglary | 6 | 2 | 2 | 0 |
| Counterfeiting/Forgery | 4 | 4 | 2 | 0 |
| Destruction/Damage/Vandalism | 16 | 7 | 6 | 0 |
| Embezzlement | 1 | 1 | 1 | 0 |
| Extortion/Blackmail | 0 | 0 | 0 | 0 |
| Fraud - False Pretenses | 4 | 4 | 1 | 0 |
| Fraud - Credit Card/ATM | 0 | 0 | 0 | 0 |
| Fraud - Impersonation | 0 | 0 | 0 | 0 |
| Fraud - Welfare | 0 | 0 | 0 | 0 |
| Fraud - Wire | 0 | 0 | 0 | 0 |
| Motor Vehicle Theft | 3 | 2 | 3 | 0 |
| Robbery | 0 | 0 | 0 | 0 |
| Stolen Property Offenses | 0 | 0 | 0 | 0 |
| Theft - Pocket-picking | 0 | 0 | 0 | 0 |
| Theft - Purse Snatching | 0 | 0 | 0 | 0 |
| Theft - Shoplifting | 4 | 4 | 4 | 0 |
| Theft From Building | 9 | 2 | 2 | 0 |
| Theft From Coin Machine | 0 | 0 | 0 | 0 |
| Theft From Motor Vehicle | 4 | 0 | 0 | 0 |
| Theft of Motor Vehicle Parts | 1 | 0 | 0 | 0 |
| Theft - All Other Larceny | 3 | 2 | 1 | 0 |
| Crimes Against Society | | | | |
| Drug/Narcotic Violations | 3 | 3 | 3 | 0 |
| Drug/Narcotic Equipment Violations | 4 | 4 | 2 | 0 |
| Gambling - Betting/Wagering | 0 | 0 | 0 | 0 |
| Gambling - Operating/Promoting | 0 | 0 | 0 | 0 |
| Gambling - Equipment Violations | 0 | 0 | 0 | 0 |
| Gambling - Sports Tampering | 0 | 0 | 0 | 0 |
| Pornography/Obscene Material | 0 | 0 | 0 | 0 |
| Prostitution | 0 | 0 | 0 | 0 |
| Prostitution Assisting/Promoting | 0 | 0 | 0 | 0 |
| Weapon Law Violations | 1 | 1 | 1 | 0 |
| Total Group A Offenses | 88 | 53 | 38 | 0 |



Dyersburg Police Department - 2007

2006 Population Estimate **17,401**

Offense Overview

Offense Total 3,604
 Number Cleared 1,312
 Percent Cleared 36.40 %

Group A Crimes per 100,000 population 20,711.5

Arrest Overview

Total Arrests 2,603
 Adult Arrests 2,266
 Juvenile Arrests 337
 Unknown Age 0

Arrests per 100,000 population 14,958.9

Average number offenses/incident 1.10

Domestic Violence Victims

| Offense | Total | Arrests |
|-------------------------|------------|------------|
| Murder | 0 | 0 |
| Aggravated Assault | 56 | 42 |
| Simple Assault | 280 | 169 |
| Intimidation | 67 | 9 |
| Stalking | 6 | 3 |
| Forcible Rape | 4 | 2 |
| Forcible Sodomy | 0 | 0 |
| Sexual Assault W/Object | 1 | 0 |
| Forcible Fondling | 3 | 0 |
| Incest | 2 | 1 |
| Statutory Rape | 2 | 0 |
| Kidnaping/Abduction | 9 | 3 |
| Total | 430 | 229 |

TIBRS Group B Arrests

| Offense | Adult | Juvenile |
|-----------------------|--------------|------------|
| Bad Checks | 59 | 0 |
| Curfew/Vagrancy | 0 | 26 |
| Disorderly Conduct | 60 | 24 |
| DUI | 70 | 1 |
| Drunkenness | 142 | 2 |
| Family-Non Violent | 0 | 0 |
| Liquor Law Violations | 28 | 7 |
| Peeping Tom | 0 | 0 |
| Runaway | 0 | 43 |
| Trespass | 25 | 6 |
| All Other Offenses | 793 | 66 |
| Total Group B | 1,177 | 175 |

| TIBRS Group A Offenses | Offenses | | Arrests | |
|------------------------------------|--------------|--------------|--------------|------------|
| | Reported | Cleared | Adult | Juvenile |
| Crimes Against Persons | | | | |
| Murder | 5 | 3 | 2 | 0 |
| Negligent Manslaughter | 0 | 0 | 0 | 0 |
| Kidnaping/Abduction | 14 | 12 | 3 | 1 |
| Forcible Rape | 17 | 3 | 2 | 0 |
| Forcible Sodomy | 2 | 1 | 0 | 1 |
| Sexual Assault W/Object | 3 | 0 | 0 | 0 |
| Forcible Fondling | 15 | 3 | 2 | 2 |
| Incest | 2 | 1 | 1 | 0 |
| Statutory Rape | 3 | 0 | 0 | 0 |
| Aggravated Assault | 153 | 104 | 76 | 10 |
| Simple Assault | 555 | 245 | 200 | 28 |
| Intimidation | 254 | 35 | 28 | 0 |
| Stalking | 11 | 5 | 4 | 1 |
| Crimes Against Property | | | | |
| Arson | 6 | 0 | 0 | 0 |
| Bribery | 0 | 0 | 0 | 0 |
| Burglary | 371 | 64 | 51 | 14 |
| Counterfeiting/Forgery | 62 | 31 | 24 | 2 |
| Destruction/Damage/Vandalism | 400 | 37 | 23 | 8 |
| Embezzlement | 12 | 10 | 7 | 0 |
| Extortion/Blackmail | 0 | 0 | 0 | 0 |
| Fraud - False Pretenses | 44 | 16 | 13 | 1 |
| Fraud - Credit Card/ATM | 25 | 5 | 4 | 0 |
| Fraud - Impersonation | 24 | 15 | 12 | 1 |
| Fraud - Welfare | 0 | 0 | 0 | 0 |
| Fraud - Wire | 1 | 0 | 0 | 0 |
| Motor Vehicle Theft | 77 | 14 | 10 | 4 |
| Robbery | 28 | 12 | 14 | 3 |
| Stolen Property Offenses | 0 | 0 | 0 | 0 |
| Theft - Pocket-picking | 0 | 0 | 0 | 0 |
| Theft - Purse Snatching | 1 | 0 | 0 | 0 |
| Theft - Shoplifting | 212 | 161 | 147 | 37 |
| Theft From Building | 133 | 20 | 11 | 2 |
| Theft From Coin Machine | 1 | 0 | 0 | 0 |
| Theft From Motor Vehicle | 157 | 11 | 7 | 1 |
| Theft of Motor Vehicle Parts | 95 | 6 | 3 | 1 |
| Theft - All Other Larceny | 426 | 62 | 66 | 9 |
| Crimes Against Society | | | | |
| Drug/Narcotic Violations | 362 | 310 | 307 | 25 |
| Drug/Narcotic Equipment Violations | 104 | 101 | 54 | 6 |
| Gambling - Betting/Wagering | 0 | 0 | 0 | 0 |
| Gambling - Operating/Promoting | 0 | 0 | 0 | 0 |
| Gambling - Equipment Violations | 0 | 0 | 0 | 0 |
| Gambling - Sports Tampering | 0 | 0 | 0 | 0 |
| Pornography/Obscene Material | 1 | 0 | 0 | 0 |
| Prostitution | 2 | 2 | 3 | 0 |
| Prostitution Assisting/Promoting | 0 | 0 | 0 | 0 |
| Weapon Law Violations | 26 | 23 | 15 | 5 |
| Total Group A Offenses | 3,604 | 1,312 | 1,089 | 162 |



2006 Population Estimate 471

Offense Overview

Offense Total 0
 Number Cleared 0
 Percent Cleared 0.00 %

Group A Crimes per 100,000 population 0.0

Arrest Overview

Total Arrests 0
 Adult Arrests 0
 Juvenile Arrests 0
 Unknown Age 0

Arrests per 100,000 population 0.0

Average number offenses/incident 0.00

Domestic Violence Victims

| Offense | Total | Arrests |
|-------------------------|----------|----------|
| Murder | 0 | 0 |
| Aggravated Assault | 0 | 0 |
| Simple Assault | 0 | 0 |
| Intimidation | 0 | 0 |
| Stalking | 0 | 0 |
| Forcible Rape | 0 | 0 |
| Forcible Sodomy | 0 | 0 |
| Sexual Assault W/Object | 0 | 0 |
| Forcible Fondling | 0 | 0 |
| Incest | 0 | 0 |
| Statutory Rape | 0 | 0 |
| Kidnaping/Abduction | 0 | 0 |
| Total | 0 | 0 |

TIBRS Group B Arrests

| Offense | Adult | Juvenile |
|-----------------------|----------|----------|
| Bad Checks | 0 | 0 |
| Curfew/Vagrancy | 0 | 0 |
| Disorderly Conduct | 0 | 0 |
| DUI | 0 | 0 |
| Drunkenness | 0 | 0 |
| Family-Non Violent | 0 | 0 |
| Liquor Law Violations | 0 | 0 |
| Peeping Tom | 0 | 0 |
| Runaway | 0 | 0 |
| Trespass | 0 | 0 |
| All Other Offenses | 0 | 0 |
| Total Group B | 0 | 0 |

| TIBRS Group A Offenses | Offenses | | Arrests | |
|------------------------------------|----------|----------|----------|----------|
| | Reported | Cleared | Adult | Juvenile |
| Crimes Against Persons | | | | |
| Murder | 0 | 0 | 0 | 0 |
| Negligent Manslaughter | 0 | 0 | 0 | 0 |
| Kidnaping/Abduction | 0 | 0 | 0 | 0 |
| Forcible Rape | 0 | 0 | 0 | 0 |
| Forcible Sodomy | 0 | 0 | 0 | 0 |
| Sexual Assault W/Object | 0 | 0 | 0 | 0 |
| Forcible Fondling | 0 | 0 | 0 | 0 |
| Incest | 0 | 0 | 0 | 0 |
| Statutory Rape | 0 | 0 | 0 | 0 |
| Aggravated Assault | 0 | 0 | 0 | 0 |
| Simple Assault | 0 | 0 | 0 | 0 |
| Intimidation | 0 | 0 | 0 | 0 |
| Stalking | 0 | 0 | 0 | 0 |
| Crimes Against Property | | | | |
| Arson | 0 | 0 | 0 | 0 |
| Bribery | 0 | 0 | 0 | 0 |
| Burglary | 0 | 0 | 0 | 0 |
| Counterfeiting/Forgery | 0 | 0 | 0 | 0 |
| Destruction/Damage/Vandalism | 0 | 0 | 0 | 0 |
| Embezzlement | 0 | 0 | 0 | 0 |
| Extortion/Blackmail | 0 | 0 | 0 | 0 |
| Fraud - False Pretenses | 0 | 0 | 0 | 0 |
| Fraud - Credit Card/ATM | 0 | 0 | 0 | 0 |
| Fraud - Impersonation | 0 | 0 | 0 | 0 |
| Fraud - Welfare | 0 | 0 | 0 | 0 |
| Fraud - Wire | 0 | 0 | 0 | 0 |
| Motor Vehicle Theft | 0 | 0 | 0 | 0 |
| Robbery | 0 | 0 | 0 | 0 |
| Stolen Property Offenses | 0 | 0 | 0 | 0 |
| Theft - Pocket-picking | 0 | 0 | 0 | 0 |
| Theft - Purse Snatching | 0 | 0 | 0 | 0 |
| Theft - Shoplifting | 0 | 0 | 0 | 0 |
| Theft From Building | 0 | 0 | 0 | 0 |
| Theft From Coin Machine | 0 | 0 | 0 | 0 |
| Theft From Motor Vehicle | 0 | 0 | 0 | 0 |
| Theft of Motor Vehicle Parts | 0 | 0 | 0 | 0 |
| Theft - All Other Larceny | 0 | 0 | 0 | 0 |
| Crimes Against Society | | | | |
| Drug/Narcotic Violations | 0 | 0 | 0 | 0 |
| Drug/Narcotic Equipment Violations | 0 | 0 | 0 | 0 |
| Gambling - Betting/Wagering | 0 | 0 | 0 | 0 |
| Gambling - Operating/Promoting | 0 | 0 | 0 | 0 |
| Gambling - Equipment Violations | 0 | 0 | 0 | 0 |
| Gambling - Sports Tampering | 0 | 0 | 0 | 0 |
| Pornography/Obscene Material | 0 | 0 | 0 | 0 |
| Prostitution | 0 | 0 | 0 | 0 |
| Prostitution Assisting/Promoting | 0 | 0 | 0 | 0 |
| Weapon Law Violations | 0 | 0 | 0 | 0 |
| Total Group A Offenses | 0 | 0 | 0 | 0 |



2006 Population Estimate **19,756**

Offense Overview

Offense Total 2,751
 Number Cleared 653
 Percent Cleared 23.74 %

Group A Crimes per 100,000
 population 13,924.9

Arrest Overview

Total Arrests 1,596
 Adult Arrests 1,486
 Juvenile Arrests 110
 Unknown Age 0

Arrests per 100,000 population 8,078.6

Average number offenses/incident 1.15

Domestic Violence Victims

| Offense | Total | Arrests |
|-------------------------|------------|------------|
| Murder | 0 | 0 |
| Aggravated Assault | 47 | 24 |
| Simple Assault | 236 | 77 |
| Intimidation | 28 | 4 |
| Stalking | 2 | 0 |
| Forcible Rape | 0 | 0 |
| Forcible Sodomy | 0 | 0 |
| Sexual Assault W/Object | 0 | 0 |
| Forcible Fondling | 7 | 0 |
| Incest | 0 | 0 |
| Statutory Rape | 0 | 0 |
| Kidnaping/Abduction | 1 | 0 |
| Total | 321 | 105 |

TIBRS Group B Arrests

| Offense | Adult | Juvenile |
|-----------------------|--------------|-----------|
| Bad Checks | 64 | 0 |
| Curfew/Vagrancy | 0 | 7 |
| Disorderly Conduct | 22 | 12 |
| DUI | 68 | 2 |
| Drunkenness | 71 | 5 |
| Family-Non Violent | 0 | 0 |
| Liquor Law Violations | 18 | 6 |
| Peeping Tom | 0 | 0 |
| Runaway | 0 | 5 |
| Trespass | 9 | 1 |
| All Other Offenses | 755 | 6 |
| Total Group B | 1,007 | 44 |

| TIBRS Group A Offenses | Offenses | | Arrests | |
|------------------------------------|--------------|------------|------------|-----------|
| | Reported | Cleared | Adult | Juvenile |
| Crimes Against Persons | | | | |
| Murder | 1 | 1 | 1 | 0 |
| Negligent Manslaughter | 0 | 0 | 0 | 0 |
| Kidnaping/Abduction | 4 | 1 | 1 | 0 |
| Forcible Rape | 8 | 2 | 0 | 1 |
| Forcible Sodomy | 3 | 2 | 1 | 0 |
| Sexual Assault W/Object | 0 | 0 | 0 | 0 |
| Forcible Fondling | 26 | 12 | 1 | 0 |
| Incest | 0 | 0 | 0 | 0 |
| Statutory Rape | 1 | 0 | 0 | 0 |
| Aggravated Assault | 148 | 69 | 45 | 6 |
| Simple Assault | 380 | 138 | 101 | 13 |
| Intimidation | 101 | 6 | 3 | 1 |
| Stalking | 7 | 1 | 1 | 0 |
| Crimes Against Property | | | | |
| Arson | 4 | 3 | 1 | 1 |
| Bribery | 0 | 0 | 0 | 0 |
| Burglary | 302 | 31 | 30 | 4 |
| Counterfeiting/Forgery | 84 | 21 | 24 | 0 |
| Destruction/Damage/Vandalism | 258 | 22 | 10 | 3 |
| Embezzlement | 21 | 6 | 4 | 0 |
| Extortion/Blackmail | 1 | 0 | 0 | 0 |
| Fraud - False Pretenses | 122 | 26 | 7 | 0 |
| Fraud - Credit Card/ATM | 34 | 1 | 1 | 0 |
| Fraud - Impersonation | 33 | 9 | 9 | 1 |
| Fraud - Welfare | 1 | 0 | 0 | 0 |
| Fraud - Wire | 3 | 0 | 0 | 0 |
| Motor Vehicle Theft | 82 | 5 | 4 | 0 |
| Robbery | 35 | 10 | 10 | 4 |
| Stolen Property Offenses | 14 | 11 | 12 | 5 |
| Theft - Pocket-picking | 1 | 0 | 0 | 0 |
| Theft - Purse Snatching | 1 | 0 | 0 | 0 |
| Theft - Shoplifting | 114 | 64 | 59 | 6 |
| Theft From Building | 221 | 18 | 15 | 3 |
| Theft From Coin Machine | 10 | 1 | 1 | 0 |
| Theft From Motor Vehicle | 239 | 10 | 5 | 2 |
| Theft of Motor Vehicle Parts | 133 | 3 | 3 | 0 |
| Theft - All Other Larceny | 172 | 7 | 11 | 0 |
| Crimes Against Society | | | | |
| Drug/Narcotic Violations | 103 | 96 | 86 | 12 |
| Drug/Narcotic Equipment Violations | 52 | 48 | 17 | 0 |
| Gambling - Betting/Wagering | 0 | 0 | 0 | 0 |
| Gambling - Operating/Promoting | 0 | 0 | 0 | 0 |
| Gambling - Equipment Violations | 0 | 0 | 0 | 0 |
| Gambling - Sports Tampering | 0 | 0 | 0 | 0 |
| Pornography/Obscene Material | 2 | 0 | 0 | 0 |
| Prostitution | 3 | 3 | 3 | 0 |
| Prostitution Assisting/Promoting | 3 | 2 | 3 | 0 |
| Weapon Law Violations | 24 | 24 | 10 | 4 |
| Total Group A Offenses | 2,751 | 653 | 479 | 66 |



Elizabethton Police Department - 2007

2006 Population Estimate **13,933**

Offense Overview

Offense Total 1,926

Number Cleared 865

Percent Cleared 44.91 %

Group A Crimes per 100,000
population 13,823.3

Arrest Overview

Total Arrests 1,013

Adult Arrests 877

Juvenile Arrests 136

Unknown Age 0

Arrests per 100,000 population 7,270.5

Average number offenses/incident 1.16

Domestic Violence Victims

| Offense | Total | Arrests |
|-------------------------|------------|-----------|
| Murder | 0 | 0 |
| Aggravated Assault | 29 | 18 |
| Simple Assault | 147 | 70 |
| Intimidation | 37 | 3 |
| Stalking | 3 | 1 |
| Forcible Rape | 2 | 2 |
| Forcible Sodomy | 3 | 0 |
| Sexual Assault W/Object | 0 | 0 |
| Forcible Fondling | 0 | 0 |
| Incest | 0 | 0 |
| Statutory Rape | 1 | 0 |
| Kidnaping/Abduction | 2 | 2 |
| Total | 224 | 96 |

TIBRS Group B Arrests

| Offense | Adult | Juvenile |
|-----------------------|------------|-----------|
| Bad Checks | 7 | 0 |
| Curfew/Vagrancy | 0 | 0 |
| Disorderly Conduct | 5 | 2 |
| DUI | 91 | 1 |
| Drunkenness | 66 | 3 |
| Family-Non Violent | 15 | 0 |
| Liquor Law Violations | 14 | 2 |
| Peeping Tom | 0 | 0 |
| Runaway | 0 | 18 |
| Trespass | 10 | 3 |
| All Other Offenses | 123 | 10 |
| Total Group B | 331 | 39 |

| TIBRS Group A Offenses | Offenses | | Arrests | |
|------------------------------------|--------------|------------|------------|-----------|
| | Reported | Cleared | Adult | Juvenile |
| Crimes Against Persons | | | | |
| Murder | 0 | 0 | 0 | 0 |
| Negligent Manslaughter | 0 | 0 | 0 | 0 |
| Kidnaping/Abduction | 3 | 3 | 3 | 0 |
| Forcible Rape | 5 | 4 | 1 | 2 |
| Forcible Sodomy | 3 | 2 | 0 | 0 |
| Sexual Assault W/Object | 0 | 0 | 0 | 0 |
| Forcible Fondling | 1 | 0 | 0 | 0 |
| Incest | 0 | 0 | 0 | 0 |
| Statutory Rape | 2 | 1 | 1 | 0 |
| Aggravated Assault | 70 | 51 | 31 | 0 |
| Simple Assault | 269 | 160 | 87 | 19 |
| Intimidation | 147 | 45 | 13 | 2 |
| Stalking | 9 | 6 | 4 | 0 |
| Crimes Against Property | | | | |
| Arson | 8 | 0 | 0 | 0 |
| Bribery | 0 | 0 | 0 | 0 |
| Burglary | 171 | 38 | 22 | 22 |
| Counterfeiting/Forgery | 59 | 33 | 17 | 0 |
| Destruction/Damage/Vandalism | 238 | 52 | 13 | 11 |
| Embezzlement | 34 | 20 | 14 | 0 |
| Extortion/Blackmail | 0 | 0 | 0 | 0 |
| Fraud - False Pretenses | 51 | 30 | 14 | 0 |
| Fraud - Credit Card/ATM | 24 | 12 | 5 | 0 |
| Fraud - Impersonation | 11 | 9 | 5 | 0 |
| Fraud - Welfare | 0 | 0 | 0 | 0 |
| Fraud - Wire | 3 | 1 | 0 | 0 |
| Motor Vehicle Theft | 46 | 16 | 9 | 0 |
| Robbery | 3 | 1 | 1 | 0 |
| Stolen Property Offenses | 0 | 0 | 0 | 0 |
| Theft - Pocket-picking | 0 | 0 | 0 | 0 |
| Theft - Purse Snatching | 0 | 0 | 0 | 0 |
| Theft - Shoplifting | 221 | 200 | 194 | 27 |
| Theft From Building | 95 | 29 | 14 | 1 |
| Theft From Coin Machine | 6 | 3 | 3 | 0 |
| Theft From Motor Vehicle | 125 | 20 | 10 | 5 |
| Theft of Motor Vehicle Parts | 61 | 5 | 2 | 1 |
| Theft - All Other Larceny | 164 | 28 | 21 | 2 |
| Crimes Against Society | | | | |
| Drug/Narcotic Violations | 51 | 51 | 45 | 3 |
| Drug/Narcotic Equipment Violations | 36 | 35 | 11 | 2 |
| Gambling - Betting/Wagering | 0 | 0 | 0 | 0 |
| Gambling - Operating/Promoting | 0 | 0 | 0 | 0 |
| Gambling - Equipment Violations | 0 | 0 | 0 | 0 |
| Gambling - Sports Tampering | 0 | 0 | 0 | 0 |
| Pornography/Obscene Material | 0 | 0 | 0 | 0 |
| Prostitution | 0 | 0 | 0 | 0 |
| Prostitution Assisting/Promoting | 0 | 0 | 0 | 0 |
| Weapon Law Violations | 10 | 10 | 6 | 0 |
| Total Group A Offenses | 1,926 | 865 | 546 | 97 |



2006 Population Estimate 501

Offense Overview

Offense Total 31
Number Cleared 15
Percent Cleared 48.39 %
Group A Crimes per 100,000 population 6,187.6

Arrest Overview

Total Arrests 24
Adult Arrests 24
Juvenile Arrests 0
Unknown Age 0
Arrests per 100,000 population 4,790.4
Average number offenses/incident 1.15

Domestic Violence Victims

| Offense | Total | Arrests |
|-------------------------|----------|----------|
| Murder | 0 | 0 |
| Aggravated Assault | 1 | 1 |
| Simple Assault | 3 | 1 |
| Intimidation | 0 | 0 |
| Stalking | 0 | 0 |
| Forcible Rape | 0 | 0 |
| Forcible Sodomy | 0 | 0 |
| Sexual Assault W/Object | 0 | 0 |
| Forcible Fondling | 0 | 0 |
| Incest | 0 | 0 |
| Statutory Rape | 0 | 0 |
| Kidnaping/Abduction | 0 | 0 |
| Total | 4 | 2 |

TIBRS Group B Arrests

| Offense | Adult | Juvenile |
|-----------------------|-----------|----------|
| Bad Checks | 1 | 0 |
| Curfew/Vagrancy | 0 | 0 |
| Disorderly Conduct | 3 | 0 |
| DUI | 5 | 0 |
| Drunkenness | 1 | 0 |
| Family-Non Violent | 0 | 0 |
| Liquor Law Violations | 0 | 0 |
| Peeping Tom | 0 | 0 |
| Runaway | 0 | 0 |
| Trespass | 1 | 0 |
| All Other Offenses | 1 | 0 |
| Total Group B | 12 | 0 |

| TIBRS Group A Offenses | Offenses | | Arrests | |
|------------------------------------|-----------|-----------|-----------|----------|
| | Reported | Cleared | Adult | Juvenile |
| Crimes Against Persons | | | | |
| Murder | 0 | 0 | 0 | 0 |
| Negligent Manslaughter | 0 | 0 | 0 | 0 |
| Kidnaping/Abduction | 0 | 0 | 0 | 0 |
| Forcible Rape | 0 | 0 | 0 | 0 |
| Forcible Sodomy | 0 | 0 | 0 | 0 |
| Sexual Assault W/Object | 0 | 0 | 0 | 0 |
| Forcible Fondling | 0 | 0 | 0 | 0 |
| Incest | 0 | 0 | 0 | 0 |
| Statutory Rape | 0 | 0 | 0 | 0 |
| Aggravated Assault | 2 | 1 | 1 | 0 |
| Simple Assault | 3 | 2 | 1 | 0 |
| Intimidation | 0 | 0 | 0 | 0 |
| Stalking | 0 | 0 | 0 | 0 |
| Crimes Against Property | | | | |
| Arson | 0 | 0 | 0 | 0 |
| Bribery | 0 | 0 | 0 | 0 |
| Burglary | 7 | 1 | 1 | 0 |
| Counterfeiting/Forgery | 2 | 2 | 2 | 0 |
| Destruction/Damage/Vandalism | 4 | 2 | 2 | 0 |
| Embezzlement | 0 | 0 | 0 | 0 |
| Extortion/Blackmail | 0 | 0 | 0 | 0 |
| Fraud - False Pretenses | 0 | 0 | 0 | 0 |
| Fraud - Credit Card/ATM | 1 | 0 | 0 | 0 |
| Fraud - Impersonation | 1 | 1 | 1 | 0 |
| Fraud - Welfare | 0 | 0 | 0 | 0 |
| Fraud - Wire | 0 | 0 | 0 | 0 |
| Motor Vehicle Theft | 1 | 0 | 0 | 0 |
| Robbery | 0 | 0 | 0 | 0 |
| Stolen Property Offenses | 0 | 0 | 0 | 0 |
| Theft - Pocket-picking | 0 | 0 | 0 | 0 |
| Theft - Purse Snatching | 0 | 0 | 0 | 0 |
| Theft - Shoplifting | 0 | 0 | 0 | 0 |
| Theft From Building | 1 | 0 | 0 | 0 |
| Theft From Coin Machine | 0 | 0 | 0 | 0 |
| Theft From Motor Vehicle | 2 | 0 | 0 | 0 |
| Theft of Motor Vehicle Parts | 0 | 0 | 0 | 0 |
| Theft - All Other Larceny | 0 | 0 | 0 | 0 |
| Crimes Against Society | | | | |
| Drug/Narcotic Violations | 5 | 4 | 3 | 0 |
| Drug/Narcotic Equipment Violations | 2 | 2 | 1 | 0 |
| Gambling - Betting/Wagering | 0 | 0 | 0 | 0 |
| Gambling - Operating/Promoting | 0 | 0 | 0 | 0 |
| Gambling - Equipment Violations | 0 | 0 | 0 | 0 |
| Gambling - Sports Tampering | 0 | 0 | 0 | 0 |
| Pornography/Obscene Material | 0 | 0 | 0 | 0 |
| Prostitution | 0 | 0 | 0 | 0 |
| Prostitution Assisting/Promoting | 0 | 0 | 0 | 0 |
| Weapon Law Violations | 0 | 0 | 0 | 0 |
| Total Group A Offenses | 31 | 15 | 12 | 0 |



Englewood Police Department - 2007

2006 Population Estimate 1,705

Offense Overview

Offense Total 198
 Number Cleared 67
 Percent Cleared 33.84 %
 Group A Crimes per 100,000 population 11,612.9

Arrest Overview

Total Arrests 113
 Adult Arrests 109
 Juvenile Arrests 4
 Unknown Age 0
 Arrests per 100,000 population 6,627.6
 Average number offenses/incident 1.19

Domestic Violence Victims

| Offense | Total | Arrests |
|-------------------------|-----------|-----------|
| Murder | 0 | 0 |
| Aggravated Assault | 4 | 3 |
| Simple Assault | 13 | 7 |
| Intimidation | 0 | 0 |
| Stalking | 0 | 0 |
| Forcible Rape | 0 | 0 |
| Forcible Sodomy | 0 | 0 |
| Sexual Assault W/Object | 0 | 0 |
| Forcible Fondling | 0 | 0 |
| Incest | 0 | 0 |
| Statutory Rape | 0 | 0 |
| Kidnaping/Abduction | 0 | 0 |
| Total | 17 | 10 |

TIBRS Group B Arrests

| Offense | Adult | Juvenile |
|-----------------------|-----------|----------|
| Bad Checks | 0 | 0 |
| Curfew/Vagrancy | 0 | 0 |
| Disorderly Conduct | 0 | 0 |
| DUI | 23 | 0 |
| Drunkenness | 6 | 0 |
| Family-Non Violent | 0 | 0 |
| Liquor Law Violations | 1 | 0 |
| Peeping Tom | 0 | 0 |
| Runaway | 0 | 0 |
| Trespass | 0 | 0 |
| All Other Offenses | 35 | 0 |
| Total Group B | 65 | 0 |

| TIBRS Group A Offenses | Offenses | | Arrests | |
|------------------------------------|------------|-----------|-----------|----------|
| | Reported | Cleared | Adult | Juvenile |
| Crimes Against Persons | | | | |
| Murder | 0 | 0 | 0 | 0 |
| Negligent Manslaughter | 0 | 0 | 0 | 0 |
| Kidnaping/Abduction | 0 | 0 | 0 | 0 |
| Forcible Rape | 0 | 0 | 0 | 0 |
| Forcible Sodomy | 0 | 0 | 0 | 0 |
| Sexual Assault W/Object | 0 | 0 | 0 | 0 |
| Forcible Fondling | 2 | 1 | 1 | 0 |
| Incest | 0 | 0 | 0 | 0 |
| Statutory Rape | 0 | 0 | 0 | 0 |
| Aggravated Assault | 14 | 7 | 6 | 0 |
| Simple Assault | 38 | 11 | 6 | 0 |
| Intimidation | 7 | 0 | 0 | 0 |
| Stalking | 0 | 0 | 0 | 0 |
| Crimes Against Property | | | | |
| Arson | 2 | 0 | 0 | 0 |
| Bribery | 0 | 0 | 0 | 0 |
| Burglary | 11 | 2 | 1 | 0 |
| Counterfeiting/Forgery | 2 | 2 | 2 | 0 |
| Destruction/Damage/Vandalism | 21 | 1 | 1 | 0 |
| Embezzlement | 0 | 0 | 0 | 0 |
| Extortion/Blackmail | 0 | 0 | 0 | 0 |
| Fraud - False Pretenses | 0 | 0 | 0 | 0 |
| Fraud - Credit Card/ATM | 1 | 0 | 0 | 0 |
| Fraud - Impersonation | 1 | 1 | 1 | 0 |
| Fraud - Welfare | 0 | 0 | 0 | 0 |
| Fraud - Wire | 0 | 0 | 0 | 0 |
| Motor Vehicle Theft | 11 | 2 | 3 | 0 |
| Robbery | 1 | 1 | 0 | 0 |
| Stolen Property Offenses | 0 | 0 | 0 | 0 |
| Theft - Pocket-picking | 1 | 0 | 0 | 0 |
| Theft - Purse Snatching | 0 | 0 | 1 | 0 |
| Theft - Shoplifting | 10 | 2 | 1 | 0 |
| Theft From Building | 8 | 2 | 2 | 0 |
| Theft From Coin Machine | 0 | 0 | 0 | 0 |
| Theft From Motor Vehicle | 5 | 3 | 0 | 2 |
| Theft of Motor Vehicle Parts | 5 | 2 | 1 | 0 |
| Theft - All Other Larceny | 25 | 4 | 3 | 2 |
| Crimes Against Society | | | | |
| Drug/Narcotic Violations | 21 | 15 | 14 | 0 |
| Drug/Narcotic Equipment Violations | 12 | 11 | 1 | 0 |
| Gambling - Betting/Wagering | 0 | 0 | 0 | 0 |
| Gambling - Operating/Promoting | 0 | 0 | 0 | 0 |
| Gambling - Equipment Violations | 0 | 0 | 0 | 0 |
| Gambling - Sports Tampering | 0 | 0 | 0 | 0 |
| Pornography/Obscene Material | 0 | 0 | 0 | 0 |
| Prostitution | 0 | 0 | 0 | 0 |
| Prostitution Assisting/Promoting | 0 | 0 | 0 | 0 |
| Weapon Law Violations | 0 | 0 | 0 | 0 |
| Total Group A Offenses | 198 | 67 | 44 | 4 |



2006 Population Estimate 1,456

Offense Overview

Offense Total 185
Number Cleared 79
Percent Cleared 42.70 %

Group A Crimes per 100,000 population 12,706.0

Arrest Overview

Total Arrests 102
Adult Arrests 97
Juvenile Arrests 5
Unknown Age 0

Arrests per 100,000 population 7,005.5

Average number offenses/incident 1.21

Domestic Violence Victims

| Offense | Total | Arrests |
|-------------------------|-----------|-----------|
| Murder | 0 | 0 |
| Aggravated Assault | 4 | 3 |
| Simple Assault | 16 | 13 |
| Intimidation | 7 | 1 |
| Stalking | 1 | 0 |
| Forcible Rape | 0 | 0 |
| Forcible Sodomy | 0 | 0 |
| Sexual Assault W/Object | 0 | 0 |
| Forcible Fondling | 0 | 0 |
| Incest | 0 | 0 |
| Statutory Rape | 0 | 0 |
| Kidnaping/Abduction | 1 | 1 |
| Total | 29 | 18 |

TIBRS Group B Arrests

| Offense | Adult | Juvenile |
|-----------------------|-----------|----------|
| Bad Checks | 0 | 0 |
| Curfew/Vagrancy | 0 | 0 |
| Disorderly Conduct | 3 | 0 |
| DUI | 12 | 0 |
| Drunkenness | 4 | 0 |
| Family-Non Violent | 0 | 0 |
| Liquor Law Violations | 9 | 0 |
| Peeping Tom | 0 | 0 |
| Runaway | 0 | 0 |
| Trespass | 0 | 0 |
| All Other Offenses | 10 | 0 |
| Total Group B | 38 | 0 |

| TIBRS Group A Offenses | Offenses | | Arrests | |
|------------------------------------|------------|-----------|-----------|----------|
| | Reported | Cleared | Adult | Juvenile |
| Crimes Against Persons | | | | |
| Murder | 0 | 0 | 0 | 0 |
| Negligent Manslaughter | 0 | 0 | 0 | 0 |
| Kidnaping/Abduction | 1 | 1 | 1 | 0 |
| Forcible Rape | 0 | 0 | 0 | 0 |
| Forcible Sodomy | 0 | 0 | 0 | 0 |
| Sexual Assault W/Object | 0 | 0 | 0 | 0 |
| Forcible Fondling | 3 | 2 | 1 | 0 |
| Incest | 0 | 0 | 0 | 0 |
| Statutory Rape | 0 | 0 | 0 | 0 |
| Aggravated Assault | 10 | 7 | 6 | 0 |
| Simple Assault | 40 | 28 | 21 | 2 |
| Intimidation | 25 | 3 | 1 | 1 |
| Stalking | 2 | 1 | 0 | 0 |
| Crimes Against Property | | | | |
| Arson | 0 | 0 | 0 | 0 |
| Bribery | 0 | 0 | 0 | 0 |
| Burglary | 13 | 3 | 6 | 0 |
| Counterfeiting/Forgery | 7 | 3 | 0 | 1 |
| Destruction/Damage/Vandalism | 32 | 8 | 3 | 1 |
| Embezzlement | 1 | 0 | 0 | 0 |
| Extortion/Blackmail | 0 | 0 | 0 | 0 |
| Fraud - False Pretenses | 3 | 2 | 4 | 0 |
| Fraud - Credit Card/ATM | 1 | 0 | 0 | 0 |
| Fraud - Impersonation | 2 | 2 | 0 | 0 |
| Fraud - Welfare | 0 | 0 | 0 | 0 |
| Fraud - Wire | 0 | 0 | 0 | 0 |
| Motor Vehicle Theft | 6 | 2 | 2 | 0 |
| Robbery | 1 | 1 | 1 | 0 |
| Stolen Property Offenses | 1 | 1 | 1 | 0 |
| Theft - Pocket-picking | 0 | 0 | 0 | 0 |
| Theft - Purse Snatching | 1 | 0 | 0 | 0 |
| Theft - Shoplifting | 4 | 2 | 1 | 0 |
| Theft From Building | 14 | 1 | 1 | 0 |
| Theft From Coin Machine | 1 | 0 | 0 | 0 |
| Theft From Motor Vehicle | 4 | 1 | 1 | 0 |
| Theft of Motor Vehicle Parts | 1 | 0 | 0 | 0 |
| Theft - All Other Larceny | 1 | 0 | 0 | 0 |
| Crimes Against Society | | | | |
| Drug/Narcotic Violations | 6 | 6 | 6 | 0 |
| Drug/Narcotic Equipment Violations | 3 | 3 | 2 | 0 |
| Gambling - Betting/Wagering | 0 | 0 | 0 | 0 |
| Gambling - Operating/Promoting | 0 | 0 | 0 | 0 |
| Gambling - Equipment Violations | 0 | 0 | 0 | 0 |
| Gambling - Sports Tampering | 0 | 0 | 0 | 0 |
| Pornography/Obscene Material | 0 | 0 | 0 | 0 |
| Prostitution | 0 | 0 | 0 | 0 |
| Prostitution Assisting/Promoting | 0 | 0 | 0 | 0 |
| Weapon Law Violations | 2 | 2 | 1 | 0 |
| Total Group A Offenses | 185 | 79 | 59 | 5 |



2006 Population Estimate 5,806

Offense Overview

Offense Total 314
Number Cleared 119
Percent Cleared 37.90 %

Group A Crimes per 100,000 population 5,408.2

Arrest Overview

Total Arrests 279
Adult Arrests 264
Juvenile Arrests 15
Unknown Age 0

Arrests per 100,000 population 4,805.4

Average number offenses/incident 1.06

Domestic Violence Victims

| Offense | Total | Arrests |
|-------------------------|-----------|-----------|
| Murder | 1 | 0 |
| Aggravated Assault | 2 | 2 |
| Simple Assault | 13 | 11 |
| Intimidation | 2 | 2 |
| Stalking | 0 | 0 |
| Forcible Rape | 0 | 0 |
| Forcible Sodomy | 0 | 0 |
| Sexual Assault W/Object | 0 | 0 |
| Forcible Fondling | 0 | 0 |
| Incest | 0 | 0 |
| Statutory Rape | 0 | 0 |
| Kidnaping/Abduction | 0 | 0 |
| Total | 18 | 15 |

TIBRS Group B Arrests

| Offense | Adult | Juvenile |
|-----------------------|------------|----------|
| Bad Checks | 0 | 0 |
| Curfew/Vagrancy | 0 | 3 |
| Disorderly Conduct | 0 | 1 |
| DUI | 43 | 0 |
| Drunkenness | 70 | 0 |
| Family-Non Violent | 1 | 2 |
| Liquor Law Violations | 10 | 0 |
| Peeping Tom | 0 | 0 |
| Runaway | 0 | 2 |
| Trespass | 1 | 0 |
| All Other Offenses | 37 | 1 |
| Total Group B | 162 | 9 |

| TIBRS Group A Offenses | Offenses | | Arrests | |
|------------------------------------|------------|------------|------------|----------|
| | Reported | Cleared | Adult | Juvenile |
| Crimes Against Persons | | | | |
| Murder | 1 | 1 | 0 | 0 |
| Negligent Manslaughter | 0 | 0 | 0 | 0 |
| Kidnaping/Abduction | 0 | 0 | 0 | 0 |
| Forcible Rape | 1 | 0 | 0 | 0 |
| Forcible Sodomy | 0 | 0 | 0 | 0 |
| Sexual Assault W/Object | 0 | 0 | 0 | 0 |
| Forcible Fondling | 1 | 1 | 1 | 0 |
| Incest | 0 | 0 | 0 | 0 |
| Statutory Rape | 0 | 0 | 0 | 0 |
| Aggravated Assault | 8 | 4 | 4 | 0 |
| Simple Assault | 34 | 18 | 16 | 0 |
| Intimidation | 19 | 4 | 4 | 0 |
| Stalking | 0 | 0 | 0 | 0 |
| Crimes Against Property | | | | |
| Arson | 0 | 0 | 0 | 0 |
| Bribery | 0 | 0 | 0 | 0 |
| Burglary | 26 | 9 | 11 | 0 |
| Counterfeiting/Forgery | 5 | 3 | 1 | 0 |
| Destruction/Damage/Vandalism | 39 | 1 | 1 | 0 |
| Embezzlement | 1 | 1 | 1 | 0 |
| Extortion/Blackmail | 0 | 0 | 0 | 0 |
| Fraud - False Pretenses | 2 | 1 | 1 | 0 |
| Fraud - Credit Card/ATM | 4 | 1 | 0 | 0 |
| Fraud - Impersonation | 2 | 0 | 0 | 0 |
| Fraud - Welfare | 0 | 0 | 0 | 0 |
| Fraud - Wire | 0 | 0 | 0 | 0 |
| Motor Vehicle Theft | 1 | 1 | 1 | 0 |
| Robbery | 2 | 2 | 1 | 0 |
| Stolen Property Offenses | 0 | 0 | 0 | 0 |
| Theft - Pocket-picking | 0 | 0 | 0 | 0 |
| Theft - Purse Snatching | 0 | 0 | 0 | 0 |
| Theft - Shoplifting | 15 | 15 | 15 | 2 |
| Theft From Building | 24 | 7 | 7 | 0 |
| Theft From Coin Machine | 1 | 0 | 0 | 0 |
| Theft From Motor Vehicle | 16 | 2 | 1 | 0 |
| Theft of Motor Vehicle Parts | 8 | 4 | 0 | 0 |
| Theft - All Other Larceny | 64 | 4 | 4 | 1 |
| Crimes Against Society | | | | |
| Drug/Narcotic Violations | 30 | 30 | 31 | 3 |
| Drug/Narcotic Equipment Violations | 9 | 9 | 2 | 0 |
| Gambling - Betting/Wagering | 0 | 0 | 0 | 0 |
| Gambling - Operating/Promoting | 0 | 0 | 0 | 0 |
| Gambling - Equipment Violations | 0 | 0 | 0 | 0 |
| Gambling - Sports Tampering | 0 | 0 | 0 | 0 |
| Pornography/Obscene Material | 0 | 0 | 0 | 0 |
| Prostitution | 0 | 0 | 0 | 0 |
| Prostitution Assisting/Promoting | 0 | 0 | 0 | 0 |
| Weapon Law Violations | 1 | 1 | 0 | 0 |
| Total Group A Offenses | 314 | 119 | 102 | 6 |



Estill Springs Police Department - 2007

2006 Population Estimate **2,279**

Offense Overview

Offense Total 131
 Number Cleared 39
 Percent Cleared 29.77 %

Group A Crimes per 100,000
 population 5,748.1

Arrest Overview

Total Arrests 85
 Adult Arrests 78
 Juvenile Arrests 7
 Unknown Age 0

Arrests per 100,000 population 3,729.7

Average number offenses/incident 1.03

Domestic Violence Victims

| Offense | Total | Arrests |
|-------------------------|----------|----------|
| Murder | 0 | 0 |
| Aggravated Assault | 0 | 0 |
| Simple Assault | 3 | 3 |
| Intimidation | 0 | 0 |
| Stalking | 0 | 0 |
| Forcible Rape | 0 | 0 |
| Forcible Sodomy | 0 | 0 |
| Sexual Assault W/Object | 0 | 0 |
| Forcible Fondling | 0 | 0 |
| Incest | 0 | 0 |
| Statutory Rape | 0 | 0 |
| Kidnaping/Abduction | 0 | 0 |
| Total | 3 | 3 |

TIBRS Group B Arrests

| Offense | Adult | Juvenile |
|-----------------------|-----------|----------|
| Bad Checks | 0 | 0 |
| Curfew/Vagrancy | 0 | 0 |
| Disorderly Conduct | 0 | 0 |
| DUI | 27 | 0 |
| Drunkenness | 6 | 0 |
| Family-Non Violent | 0 | 0 |
| Liquor Law Violations | 4 | 2 |
| Peeping Tom | 0 | 0 |
| Runaway | 0 | 0 |
| Trespass | 0 | 0 |
| All Other Offenses | 3 | 0 |
| Total Group B | 40 | 2 |

| TIBRS Group A Offenses | Offenses | | Arrests | |
|------------------------------------|------------|-----------|-----------|----------|
| | Reported | Cleared | Adult | Juvenile |
| Crimes Against Persons | | | | |
| Murder | 0 | 0 | 0 | 0 |
| Negligent Manslaughter | 0 | 0 | 0 | 0 |
| Kidnaping/Abduction | 0 | 0 | 0 | 0 |
| Forcible Rape | 0 | 0 | 0 | 0 |
| Forcible Sodomy | 0 | 0 | 0 | 0 |
| Sexual Assault W/Object | 0 | 0 | 0 | 0 |
| Forcible Fondling | 1 | 0 | 0 | 0 |
| Incest | 0 | 0 | 0 | 0 |
| Statutory Rape | 0 | 0 | 0 | 0 |
| Aggravated Assault | 4 | 3 | 6 | 0 |
| Simple Assault | 26 | 11 | 10 | 2 |
| Intimidation | 14 | 0 | 0 | 0 |
| Stalking | 0 | 0 | 0 | 0 |
| Crimes Against Property | | | | |
| Arson | 0 | 0 | 0 | 0 |
| Bribery | 0 | 0 | 0 | 0 |
| Burglary | 7 | 1 | 0 | 0 |
| Counterfeiting/Forgery | 2 | 2 | 2 | 0 |
| Destruction/Damage/Vandalism | 25 | 3 | 3 | 2 |
| Embezzlement | 0 | 0 | 0 | 0 |
| Extortion/Blackmail | 0 | 0 | 0 | 0 |
| Fraud - False Pretenses | 4 | 2 | 2 | 0 |
| Fraud - Credit Card/ATM | 0 | 0 | 0 | 0 |
| Fraud - Impersonation | 3 | 3 | 3 | 0 |
| Fraud - Welfare | 0 | 0 | 0 | 0 |
| Fraud - Wire | 0 | 0 | 0 | 0 |
| Motor Vehicle Theft | 5 | 0 | 0 | 0 |
| Robbery | 0 | 0 | 0 | 0 |
| Stolen Property Offenses | 0 | 0 | 0 | 0 |
| Theft - Pocket-picking | 0 | 0 | 0 | 0 |
| Theft - Purse Snatching | 0 | 0 | 0 | 0 |
| Theft - Shoplifting | 0 | 0 | 0 | 0 |
| Theft From Building | 5 | 1 | 1 | 0 |
| Theft From Coin Machine | 0 | 0 | 0 | 0 |
| Theft From Motor Vehicle | 6 | 0 | 0 | 0 |
| Theft of Motor Vehicle Parts | 1 | 0 | 0 | 0 |
| Theft - All Other Larceny | 15 | 1 | 2 | 0 |
| Crimes Against Society | | | | |
| Drug/Narcotic Violations | 12 | 11 | 9 | 1 |
| Drug/Narcotic Equipment Violations | 0 | 0 | 0 | 0 |
| Gambling - Betting/Wagering | 0 | 0 | 0 | 0 |
| Gambling - Operating/Promoting | 0 | 0 | 0 | 0 |
| Gambling - Equipment Violations | 0 | 0 | 0 | 0 |
| Gambling - Sports Tampering | 0 | 0 | 0 | 0 |
| Pornography/Obscene Material | 0 | 0 | 0 | 0 |
| Prostitution | 0 | 0 | 0 | 0 |
| Prostitution Assisting/Promoting | 0 | 0 | 0 | 0 |
| Weapon Law Violations | 1 | 1 | 0 | 0 |
| Total Group A Offenses | 131 | 39 | 38 | 5 |



2006 Population Estimate 553

Offense Overview

Offense Total 39
 Number Cleared 7
 Percent Cleared 17.95 %

Group A Crimes per 100,000 population 7,052.4

Arrest Overview

Total Arrests 16
 Adult Arrests 16
 Juvenile Arrests 0
 Unknown Age 0

Arrests per 100,000 population 2,893.3

Average number offenses/incident 1.05

Domestic Violence Victims

| Offense | Total | Arrests |
|-------------------------|----------|----------|
| Murder | 0 | 0 |
| Aggravated Assault | 1 | 0 |
| Simple Assault | 2 | 1 |
| Intimidation | 1 | 0 |
| Stalking | 0 | 0 |
| Forcible Rape | 0 | 0 |
| Forcible Sodomy | 0 | 0 |
| Sexual Assault W/Object | 0 | 0 |
| Forcible Fondling | 0 | 0 |
| Incest | 0 | 0 |
| Statutory Rape | 0 | 0 |
| Kidnaping/Abduction | 0 | 0 |
| Total | 4 | 1 |

TIBRS Group B Arrests

| Offense | Adult | Juvenile |
|-----------------------|-----------|----------|
| Bad Checks | 0 | 0 |
| Curfew/Vagrancy | 0 | 0 |
| Disorderly Conduct | 1 | 0 |
| DUI | 3 | 0 |
| Drunkenness | 4 | 0 |
| Family-Non Violent | 0 | 0 |
| Liquor Law Violations | 0 | 0 |
| Peeping Tom | 0 | 0 |
| Runaway | 0 | 0 |
| Trespass | 0 | 0 |
| All Other Offenses | 2 | 0 |
| Total Group B | 10 | 0 |

| TIBRS Group A Offenses | Offenses | | Arrests | |
|------------------------------------|-----------|----------|----------|----------|
| | Reported | Cleared | Adult | Juvenile |
| Crimes Against Persons | | | | |
| Murder | 0 | 0 | 0 | 0 |
| Negligent Manslaughter | 0 | 0 | 0 | 0 |
| Kidnaping/Abduction | 0 | 0 | 0 | 0 |
| Forcible Rape | 0 | 0 | 0 | 0 |
| Forcible Sodomy | 0 | 0 | 0 | 0 |
| Sexual Assault W/Object | 0 | 0 | 0 | 0 |
| Forcible Fondling | 1 | 0 | 0 | 0 |
| Incest | 0 | 0 | 0 | 0 |
| Statutory Rape | 0 | 0 | 0 | 0 |
| Aggravated Assault | 1 | 0 | 0 | 0 |
| Simple Assault | 4 | 2 | 2 | 0 |
| Intimidation | 5 | 2 | 2 | 0 |
| Stalking | 0 | 0 | 0 | 0 |
| Crimes Against Property | | | | |
| Arson | 0 | 0 | 0 | 0 |
| Bribery | 0 | 0 | 0 | 0 |
| Burglary | 2 | 0 | 0 | 0 |
| Counterfeiting/Forgery | 0 | 0 | 0 | 0 |
| Destruction/Damage/Vandalism | 8 | 1 | 2 | 0 |
| Embezzlement | 0 | 0 | 0 | 0 |
| Extortion/Blackmail | 0 | 0 | 0 | 0 |
| Fraud - False Pretenses | 2 | 1 | 0 | 0 |
| Fraud - Credit Card/ATM | 2 | 0 | 0 | 0 |
| Fraud - Impersonation | 2 | 0 | 0 | 0 |
| Fraud - Welfare | 0 | 0 | 0 | 0 |
| Fraud - Wire | 0 | 0 | 0 | 0 |
| Motor Vehicle Theft | 2 | 0 | 0 | 0 |
| Robbery | 1 | 0 | 0 | 0 |
| Stolen Property Offenses | 0 | 0 | 0 | 0 |
| Theft - Pocket-picking | 0 | 0 | 0 | 0 |
| Theft - Purse Snatching | 0 | 0 | 0 | 0 |
| Theft - Shoplifting | 0 | 0 | 0 | 0 |
| Theft From Building | 2 | 0 | 0 | 0 |
| Theft From Coin Machine | 0 | 0 | 0 | 0 |
| Theft From Motor Vehicle | 1 | 0 | 0 | 0 |
| Theft of Motor Vehicle Parts | 1 | 1 | 0 | 0 |
| Theft - All Other Larceny | 5 | 0 | 0 | 0 |
| Crimes Against Society | | | | |
| Drug/Narcotic Violations | 0 | 0 | 0 | 0 |
| Drug/Narcotic Equipment Violations | 0 | 0 | 0 | 0 |
| Gambling - Betting/Wagering | 0 | 0 | 0 | 0 |
| Gambling - Operating/Promoting | 0 | 0 | 0 | 0 |
| Gambling - Equipment Violations | 0 | 0 | 0 | 0 |
| Gambling - Sports Tampering | 0 | 0 | 0 | 0 |
| Pornography/Obscene Material | 0 | 0 | 0 | 0 |
| Prostitution | 0 | 0 | 0 | 0 |
| Prostitution Assisting/Promoting | 0 | 0 | 0 | 0 |
| Weapon Law Violations | 0 | 0 | 0 | 0 |
| Total Group A Offenses | 39 | 7 | 6 | 0 |



Etowah Police Department - 2007

2006 Population Estimate 3,762

Offense Overview

Offense Total 534
 Number Cleared 145
 Percent Cleared 27.15 %

Group A Crimes per 100,000 population 14,194.6

Arrest Overview

Total Arrests 116
 Adult Arrests 108
 Juvenile Arrests 8
 Unknown Age 0

Arrests per 100,000 population 3,083.5

Average number offenses/incident 1.14

Domestic Violence Victims

| Offense | Total | Arrests |
|-------------------------|-----------|-----------|
| Murder | 0 | 0 |
| Aggravated Assault | 11 | 7 |
| Simple Assault | 25 | 11 |
| Intimidation | 11 | 1 |
| Stalking | 2 | 0 |
| Forcible Rape | 0 | 0 |
| Forcible Sodomy | 0 | 0 |
| Sexual Assault W/Object | 0 | 0 |
| Forcible Fondling | 0 | 0 |
| Incest | 0 | 0 |
| Statutory Rape | 0 | 0 |
| Kidnaping/Abduction | 3 | 1 |
| Total | 52 | 20 |

TIBRS Group B Arrests

| Offense | Adult | Juvenile |
|-----------------------|-----------|----------|
| Bad Checks | 0 | 0 |
| Curfew/Vagrancy | 0 | 0 |
| Disorderly Conduct | 2 | 1 |
| DUI | 10 | 0 |
| Drunkenness | 10 | 0 |
| Family-Non Violent | 0 | 0 |
| Liquor Law Violations | 0 | 0 |
| Peeping Tom | 0 | 0 |
| Runaway | 0 | 1 |
| Trespass | 0 | 1 |
| All Other Offenses | 10 | 1 |
| Total Group B | 32 | 4 |

| TIBRS Group A Offenses | Offenses | | Arrests | |
|------------------------------------|------------|------------|-----------|----------|
| | Reported | Cleared | Adult | Juvenile |
| Crimes Against Persons | | | | |
| Murder | 0 | 0 | 0 | 0 |
| Negligent Manslaughter | 0 | 0 | 0 | 0 |
| Kidnaping/Abduction | 3 | 3 | 1 | 0 |
| Forcible Rape | 0 | 0 | 0 | 0 |
| Forcible Sodomy | 0 | 0 | 0 | 0 |
| Sexual Assault W/Object | 0 | 0 | 0 | 0 |
| Forcible Fondling | 1 | 0 | 0 | 0 |
| Incest | 0 | 0 | 0 | 0 |
| Statutory Rape | 0 | 0 | 0 | 0 |
| Aggravated Assault | 25 | 18 | 11 | 2 |
| Simple Assault | 49 | 26 | 12 | 2 |
| Intimidation | 32 | 1 | 1 | 0 |
| Stalking | 2 | 0 | 0 | 0 |
| Crimes Against Property | | | | |
| Arson | 0 | 0 | 0 | 0 |
| Bribery | 0 | 0 | 0 | 0 |
| Burglary | 47 | 4 | 4 | 0 |
| Counterfeiting/Forgery | 18 | 7 | 5 | 0 |
| Destruction/Damage/Vandalism | 70 | 4 | 0 | 0 |
| Embezzlement | 1 | 0 | 0 | 0 |
| Extortion/Blackmail | 0 | 0 | 0 | 0 |
| Fraud - False Pretenses | 19 | 5 | 3 | 0 |
| Fraud - Credit Card/ATM | 6 | 2 | 1 | 0 |
| Fraud - Impersonation | 2 | 0 | 0 | 0 |
| Fraud - Welfare | 0 | 0 | 0 | 0 |
| Fraud - Wire | 0 | 0 | 0 | 0 |
| Motor Vehicle Theft | 15 | 2 | 1 | 0 |
| Robbery | 2 | 1 | 1 | 0 |
| Stolen Property Offenses | 0 | 0 | 1 | 0 |
| Theft - Pocket-picking | 0 | 0 | 0 | 0 |
| Theft - Purse Snatching | 1 | 1 | 1 | 0 |
| Theft - Shoplifting | 18 | 8 | 2 | 0 |
| Theft From Building | 55 | 11 | 6 | 0 |
| Theft From Coin Machine | 3 | 0 | 0 | 0 |
| Theft From Motor Vehicle | 42 | 2 | 3 | 0 |
| Theft of Motor Vehicle Parts | 5 | 0 | 0 | 0 |
| Theft - All Other Larceny | 72 | 6 | 0 | 0 |
| Crimes Against Society | | | | |
| Drug/Narcotic Violations | 28 | 27 | 21 | 0 |
| Drug/Narcotic Equipment Violations | 13 | 12 | 1 | 0 |
| Gambling - Betting/Wagering | 0 | 0 | 0 | 0 |
| Gambling - Operating/Promoting | 0 | 0 | 0 | 0 |
| Gambling - Equipment Violations | 0 | 0 | 0 | 0 |
| Gambling - Sports Tampering | 0 | 0 | 0 | 0 |
| Pornography/Obscene Material | 0 | 0 | 0 | 0 |
| Prostitution | 0 | 0 | 0 | 0 |
| Prostitution Assisting/Promoting | 0 | 0 | 0 | 0 |
| Weapon Law Violations | 5 | 5 | 1 | 0 |
| Total Group A Offenses | 534 | 145 | 76 | 4 |



Fairview Police Department - 2007

2006 Population Estimate **7,483**

Offense Overview

Offense Total 447

Number Cleared 143

Percent Cleared 31.99 %

Group A Crimes per 100,000
population 5,973.5

Arrest Overview

Total Arrests 268

Adult Arrests 251

Juvenile Arrests 17

Unknown Age 0

Arrests per 100,000 population 3,581.5

Average number offenses/incident 1.11

Domestic Violence Victims

| Offense | Total | Arrests |
|-------------------------|-----------|-----------|
| Murder | 0 | 0 |
| Aggravated Assault | 9 | 7 |
| Simple Assault | 49 | 28 |
| Intimidation | 20 | 2 |
| Stalking | 0 | 0 |
| Forcible Rape | 0 | 0 |
| Forcible Sodomy | 0 | 0 |
| Sexual Assault W/Object | 0 | 0 |
| Forcible Fondling | 1 | 0 |
| Incest | 2 | 0 |
| Statutory Rape | 0 | 0 |
| Kidnaping/Abduction | 0 | 0 |
| Total | 81 | 37 |

TIBRS Group B Arrests

| Offense | Adult | Juvenile |
|-----------------------|------------|----------|
| Bad Checks | 18 | 0 |
| Curfew/Vagrancy | 0 | 0 |
| Disorderly Conduct | 6 | 2 |
| DUI | 25 | 0 |
| Drunkenness | 7 | 0 |
| Family-Non Violent | 0 | 2 |
| Liquor Law Violations | 3 | 1 |
| Peeping Tom | 0 | 0 |
| Runaway | 0 | 2 |
| Trespass | 1 | 0 |
| All Other Offenses | 75 | 0 |
| Total Group B | 135 | 7 |

| TIBRS Group A Offenses | Offenses | | Arrests | |
|------------------------------------|------------|------------|------------|-----------|
| | Reported | Cleared | Adult | Juvenile |
| Crimes Against Persons | | | | |
| Murder | 0 | 0 | 0 | 0 |
| Negligent Manslaughter | 0 | 0 | 0 | 0 |
| Kidnaping/Abduction | 2 | 2 | 1 | 0 |
| Forcible Rape | 1 | 0 | 0 | 0 |
| Forcible Sodomy | 0 | 0 | 0 | 0 |
| Sexual Assault W/Object | 0 | 0 | 0 | 0 |
| Forcible Fondling | 1 | 0 | 0 | 0 |
| Incest | 2 | 0 | 0 | 0 |
| Statutory Rape | 0 | 0 | 0 | 0 |
| Aggravated Assault | 16 | 11 | 12 | 0 |
| Simple Assault | 85 | 51 | 40 | 4 |
| Intimidation | 70 | 6 | 4 | 0 |
| Stalking | 2 | 0 | 0 | 0 |
| Crimes Against Property | | | | |
| Arson | 0 | 0 | 0 | 0 |
| Bribery | 0 | 0 | 0 | 0 |
| Burglary | 31 | 5 | 7 | 0 |
| Counterfeiting/Forgery | 8 | 4 | 2 | 0 |
| Destruction/Damage/Vandalism | 37 | 3 | 3 | 0 |
| Embezzlement | 0 | 0 | 0 | 0 |
| Extortion/Blackmail | 0 | 0 | 0 | 0 |
| Fraud - False Pretenses | 6 | 1 | 1 | 0 |
| Fraud - Credit Card/ATM | 16 | 1 | 1 | 0 |
| Fraud - Impersonation | 3 | 2 | 1 | 1 |
| Fraud - Welfare | 0 | 0 | 0 | 0 |
| Fraud - Wire | 0 | 0 | 0 | 0 |
| Motor Vehicle Theft | 13 | 2 | 2 | 0 |
| Robbery | 1 | 0 | 0 | 0 |
| Stolen Property Offenses | 0 | 0 | 0 | 0 |
| Theft - Pocket-picking | 1 | 0 | 0 | 0 |
| Theft - Purse Snatching | 0 | 0 | 0 | 0 |
| Theft - Shoplifting | 9 | 2 | 2 | 0 |
| Theft From Building | 6 | 1 | 1 | 0 |
| Theft From Coin Machine | 1 | 0 | 0 | 0 |
| Theft From Motor Vehicle | 12 | 1 | 1 | 0 |
| Theft of Motor Vehicle Parts | 4 | 0 | 0 | 0 |
| Theft - All Other Larceny | 73 | 7 | 5 | 1 |
| Crimes Against Society | | | | |
| Drug/Narcotic Violations | 28 | 26 | 25 | 1 |
| Drug/Narcotic Equipment Violations | 17 | 16 | 6 | 3 |
| Gambling - Betting/Wagering | 0 | 0 | 0 | 0 |
| Gambling - Operating/Promoting | 0 | 0 | 0 | 0 |
| Gambling - Equipment Violations | 0 | 0 | 0 | 0 |
| Gambling - Sports Tampering | 0 | 0 | 0 | 0 |
| Pornography/Obscene Material | 0 | 0 | 0 | 0 |
| Prostitution | 0 | 0 | 0 | 0 |
| Prostitution Assisting/Promoting | 0 | 0 | 0 | 0 |
| Weapon Law Violations | 2 | 2 | 2 | 0 |
| Total Group A Offenses | 447 | 143 | 116 | 10 |



Fayetteville Police Department - 2007

2006 Population Estimate **7,092**

Offense Overview

Offense Total 1,141

Number Cleared 412

Percent Cleared 36.11 %

Group A Crimes per 100,000 population 16,088.6

Arrest Overview

Total Arrests 844

Adult Arrests 734

Juvenile Arrests 110

Unknown Age 0

Arrests per 100,000 population 11,900.7

Average number offenses/incident 1.09

Domestic Violence Victims

| Offense | Total | Arrests |
|-------------------------|------------|-----------|
| Murder | 0 | 0 |
| Aggravated Assault | 32 | 22 |
| Simple Assault | 107 | 57 |
| Intimidation | 38 | 1 |
| Stalking | 1 | 1 |
| Forcible Rape | 1 | 1 |
| Forcible Sodomy | 0 | 0 |
| Sexual Assault W/Object | 0 | 0 |
| Forcible Fondling | 2 | 0 |
| Incest | 0 | 0 |
| Statutory Rape | 0 | 0 |
| Kidnaping/Abduction | 0 | 0 |
| Total | 181 | 82 |

TIBRS Group B Arrests

| Offense | Adult | Juvenile |
|-----------------------|------------|-----------|
| Bad Checks | 138 | 2 |
| Curfew/Vagrancy | 0 | 18 |
| Disorderly Conduct | 47 | 19 |
| DUI | 54 | 0 |
| Drunkenness | 67 | 3 |
| Family-Non Violent | 3 | 0 |
| Liquor Law Violations | 9 | 7 |
| Peeping Tom | 0 | 0 |
| Runaway | 0 | 4 |
| Trespass | 5 | 0 |
| All Other Offenses | 109 | 10 |
| Total Group B | 432 | 63 |

| TIBRS Group A Offenses | Offenses | | Arrests | |
|------------------------------------|--------------|------------|------------|-----------|
| | Reported | Cleared | Adult | Juvenile |
| Crimes Against Persons | | | | |
| Murder | 0 | 0 | 0 | 0 |
| Negligent Manslaughter | 0 | 0 | 0 | 0 |
| Kidnaping/Abduction | 1 | 1 | 0 | 0 |
| Forcible Rape | 2 | 2 | 1 | 1 |
| Forcible Sodomy | 1 | 1 | 1 | 0 |
| Sexual Assault W/Object | 0 | 0 | 0 | 0 |
| Forcible Fondling | 7 | 2 | 1 | 1 |
| Incest | 0 | 0 | 0 | 0 |
| Statutory Rape | 0 | 0 | 0 | 0 |
| Aggravated Assault | 82 | 48 | 28 | 6 |
| Simple Assault | 186 | 105 | 87 | 7 |
| Intimidation | 145 | 9 | 5 | 0 |
| Stalking | 6 | 3 | 3 | 0 |
| Crimes Against Property | | | | |
| Arson | 5 | 1 | 1 | 0 |
| Bribery | 0 | 0 | 0 | 0 |
| Burglary | 74 | 13 | 8 | 5 |
| Counterfeiting/Forgery | 35 | 18 | 20 | 0 |
| Destruction/Damage/Vandalism | 138 | 11 | 8 | 5 |
| Embezzlement | 6 | 3 | 1 | 0 |
| Extortion/Blackmail | 0 | 0 | 0 | 0 |
| Fraud - False Pretenses | 21 | 6 | 1 | 0 |
| Fraud - Credit Card/ATM | 6 | 4 | 1 | 0 |
| Fraud - Impersonation | 21 | 18 | 10 | 0 |
| Fraud - Welfare | 0 | 0 | 0 | 0 |
| Fraud - Wire | 1 | 0 | 0 | 0 |
| Motor Vehicle Theft | 16 | 5 | 5 | 0 |
| Robbery | 9 | 3 | 4 | 0 |
| Stolen Property Offenses | 4 | 4 | 3 | 0 |
| Theft - Pocket-picking | 0 | 0 | 0 | 0 |
| Theft - Purse Snatching | 0 | 0 | 0 | 0 |
| Theft - Shoplifting | 27 | 16 | 13 | 1 |
| Theft From Building | 69 | 10 | 7 | 2 |
| Theft From Coin Machine | 5 | 0 | 0 | 0 |
| Theft From Motor Vehicle | 37 | 2 | 2 | 2 |
| Theft of Motor Vehicle Parts | 24 | 1 | 1 | 0 |
| Theft - All Other Larceny | 99 | 12 | 17 | 6 |
| Crimes Against Society | | | | |
| Drug/Narcotic Violations | 65 | 65 | 57 | 5 |
| Drug/Narcotic Equipment Violations | 37 | 37 | 14 | 2 |
| Gambling - Betting/Wagering | 0 | 0 | 0 | 0 |
| Gambling - Operating/Promoting | 0 | 0 | 0 | 0 |
| Gambling - Equipment Violations | 0 | 0 | 0 | 0 |
| Gambling - Sports Tampering | 0 | 0 | 0 | 0 |
| Pornography/Obscene Material | 0 | 0 | 0 | 0 |
| Prostitution | 0 | 0 | 0 | 0 |
| Prostitution Assisting/Promoting | 0 | 0 | 0 | 0 |
| Weapon Law Violations | 12 | 12 | 3 | 4 |
| Total Group A Offenses | 1,141 | 412 | 302 | 47 |



Franklin Police Department - 2007

2006 Population Estimate 55,870

Offense Overview

Offense Total 2,429
 Number Cleared 1,086
 Percent Cleared 44.71 %
 Group A Crimes per 100,000 population 4,347.6

Arrest Overview

Total Arrests 1,384
 Adult Arrests 1,113
 Juvenile Arrests 271
 Unknown Age 0
 Arrests per 100,000 population 2,477.2
 Average number offenses/incident 1.13

Domestic Violence Victims

| Offense | Total | Arrests |
|-------------------------|------------|------------|
| Murder | 0 | 0 |
| Aggravated Assault | 20 | 11 |
| Simple Assault | 252 | 159 |
| Intimidation | 19 | 7 |
| Stalking | 5 | 2 |
| Forcible Rape | 3 | 2 |
| Forcible Sodomy | 0 | 0 |
| Sexual Assault W/Object | 0 | 0 |
| Forcible Fondling | 5 | 0 |
| Incest | 0 | 0 |
| Statutory Rape | 0 | 0 |
| Kidnaping/Abduction | 2 | 1 |
| Total | 306 | 182 |

TIBRS Group B Arrests

| Offense | Adult | Juvenile |
|-----------------------|------------|-----------|
| Bad Checks | 2 | 0 |
| Curfew/Vagrancy | 0 | 9 |
| Disorderly Conduct | 14 | 18 |
| DUI | 171 | 2 |
| Drunkenness | 53 | 3 |
| Family-Non Violent | 0 | 0 |
| Liquor Law Violations | 21 | 7 |
| Peeping Tom | 0 | 0 |
| Runaway | 0 | 10 |
| Trespass | 21 | 5 |
| All Other Offenses | 107 | 21 |
| Total Group B | 389 | 75 |

| TIBRS Group A Offenses | Offenses | | Arrests | |
|------------------------------------|--------------|--------------|------------|------------|
| | Reported | Cleared | Adult | Juvenile |
| Crimes Against Persons | | | | |
| Murder | 2 | 1 | 1 | 0 |
| Negligent Manslaughter | 0 | 0 | 0 | 0 |
| Kidnaping/Abduction | 3 | 2 | 1 | 0 |
| Forcible Rape | 14 | 4 | 2 | 2 |
| Forcible Sodomy | 0 | 0 | 0 | 0 |
| Sexual Assault W/Object | 0 | 0 | 0 | 0 |
| Forcible Fondling | 13 | 1 | 1 | 0 |
| Incest | 0 | 0 | 0 | 0 |
| Statutory Rape | 5 | 2 | 1 | 0 |
| Aggravated Assault | 75 | 49 | 33 | 4 |
| Simple Assault | 377 | 244 | 175 | 27 |
| Intimidation | 52 | 19 | 12 | 0 |
| Stalking | 14 | 6 | 3 | 1 |
| Crimes Against Property | | | | |
| Arson | 5 | 2 | 0 | 5 |
| Bribery | 0 | 0 | 0 | 0 |
| Burglary | 126 | 25 | 13 | 16 |
| Counterfeiting/Forgery | 60 | 30 | 20 | 0 |
| Destruction/Damage/Vandalism | 244 | 37 | 18 | 3 |
| Embezzlement | 46 | 32 | 28 | 3 |
| Extortion/Blackmail | 1 | 1 | 1 | 0 |
| Fraud - False Pretenses | 67 | 30 | 19 | 3 |
| Fraud - Credit Card/ATM | 58 | 17 | 6 | 0 |
| Fraud - Impersonation | 33 | 16 | 10 | 2 |
| Fraud - Welfare | 0 | 0 | 0 | 0 |
| Fraud - Wire | 0 | 0 | 0 | 0 |
| Motor Vehicle Theft | 48 | 17 | 13 | 0 |
| Robbery | 20 | 9 | 9 | 1 |
| Stolen Property Offenses | 7 | 6 | 2 | 2 |
| Theft - Pocket-picking | 3 | 2 | 1 | 0 |
| Theft - Purse Snatching | 4 | 0 | 0 | 0 |
| Theft - Shoplifting | 258 | 190 | 141 | 80 |
| Theft From Building | 180 | 33 | 18 | 0 |
| Theft From Coin Machine | 1 | 0 | 0 | 0 |
| Theft From Motor Vehicle | 154 | 13 | 4 | 10 |
| Theft of Motor Vehicle Parts | 126 | 2 | 1 | 0 |
| Theft - All Other Larceny | 130 | 17 | 15 | 2 |
| Crimes Against Society | | | | |
| Drug/Narcotic Violations | 182 | 162 | 134 | 24 |
| Drug/Narcotic Equipment Violations | 105 | 104 | 34 | 6 |
| Gambling - Betting/Wagering | 0 | 0 | 0 | 0 |
| Gambling - Operating/Promoting | 0 | 0 | 0 | 0 |
| Gambling - Equipment Violations | 0 | 0 | 0 | 0 |
| Gambling - Sports Tampering | 0 | 0 | 0 | 0 |
| Pornography/Obscene Material | 3 | 2 | 2 | 0 |
| Prostitution | 0 | 0 | 0 | 0 |
| Prostitution Assisting/Promoting | 0 | 0 | 0 | 0 |
| Weapon Law Violations | 13 | 11 | 6 | 5 |
| Total Group A Offenses | 2,429 | 1,086 | 724 | 196 |



Friendship Police Department - 2007

2006 Population Estimate **609**

Offense Overview

Offense Total 16
 Number Cleared 10
 Percent Cleared 62.50 %

Group A Crimes per 100,000
 population 2,627.3

Arrest Overview

Total Arrests 14
 Adult Arrests 11
 Juvenile Arrests 3
 Unknown Age 0

Arrests per 100,000 population 2,298.9

Average number offenses/incident 1.00

Domestic Violence Victims

| Offense | Total | Arrests |
|-------------------------|----------|----------|
| Murder | 0 | 0 |
| Aggravated Assault | 0 | 0 |
| Simple Assault | 3 | 3 |
| Intimidation | 0 | 0 |
| Stalking | 0 | 0 |
| Forcible Rape | 0 | 0 |
| Forcible Sodomy | 1 | 1 |
| Sexual Assault W/Object | 0 | 0 |
| Forcible Fondling | 0 | 0 |
| Incest | 0 | 0 |
| Statutory Rape | 0 | 0 |
| Kidnaping/Abduction | 0 | 0 |
| Total | 4 | 4 |

TIBRS Group B Arrests

| Offense | Adult | Juvenile |
|-----------------------|----------|----------|
| Bad Checks | 0 | 0 |
| Curfew/Vagrancy | 0 | 3 |
| Disorderly Conduct | 0 | 0 |
| DUI | 0 | 0 |
| Drunkenness | 1 | 0 |
| Family-Non Violent | 0 | 0 |
| Liquor Law Violations | 0 | 0 |
| Peeping Tom | 0 | 0 |
| Runaway | 0 | 0 |
| Trespass | 0 | 0 |
| All Other Offenses | 0 | 0 |
| Total Group B | 1 | 3 |

| TIBRS Group A Offenses | Offenses | | Arrests | |
|------------------------------------|-----------|-----------|-----------|----------|
| | Reported | Cleared | Adult | Juvenile |
| Crimes Against Persons | | | | |
| Murder | 0 | 0 | 0 | 0 |
| Negligent Manslaughter | 0 | 0 | 0 | 0 |
| Kidnaping/Abduction | 0 | 0 | 0 | 0 |
| Forcible Rape | 0 | 0 | 0 | 0 |
| Forcible Sodomy | 1 | 1 | 1 | 0 |
| Sexual Assault W/Object | 0 | 0 | 0 | 0 |
| Forcible Fondling | 0 | 0 | 0 | 0 |
| Incest | 0 | 0 | 0 | 0 |
| Statutory Rape | 0 | 0 | 0 | 0 |
| Aggravated Assault | 1 | 1 | 1 | 0 |
| Simple Assault | 3 | 3 | 3 | 0 |
| Intimidation | 0 | 0 | 0 | 0 |
| Stalking | 0 | 0 | 0 | 0 |
| Crimes Against Property | | | | |
| Arson | 0 | 0 | 0 | 0 |
| Bribery | 0 | 0 | 0 | 0 |
| Burglary | 2 | 1 | 1 | 0 |
| Counterfeiting/Forgery | 0 | 0 | 0 | 0 |
| Destruction/Damage/Vandalism | 6 | 1 | 1 | 0 |
| Embezzlement | 0 | 0 | 0 | 0 |
| Extortion/Blackmail | 0 | 0 | 0 | 0 |
| Fraud - False Pretenses | 0 | 0 | 0 | 0 |
| Fraud - Credit Card/ATM | 0 | 0 | 0 | 0 |
| Fraud - Impersonation | 0 | 0 | 0 | 0 |
| Fraud - Welfare | 0 | 0 | 0 | 0 |
| Fraud - Wire | 0 | 0 | 0 | 0 |
| Motor Vehicle Theft | 1 | 1 | 1 | 0 |
| Robbery | 0 | 0 | 0 | 0 |
| Stolen Property Offenses | 0 | 0 | 0 | 0 |
| Theft - Pocket-picking | 0 | 0 | 0 | 0 |
| Theft - Purse Snatching | 0 | 0 | 0 | 0 |
| Theft - Shoplifting | 0 | 0 | 0 | 0 |
| Theft From Building | 0 | 0 | 0 | 0 |
| Theft From Coin Machine | 0 | 0 | 0 | 0 |
| Theft From Motor Vehicle | 0 | 0 | 0 | 0 |
| Theft of Motor Vehicle Parts | 2 | 2 | 2 | 0 |
| Theft - All Other Larceny | 0 | 0 | 0 | 0 |
| Crimes Against Society | | | | |
| Drug/Narcotic Violations | 0 | 0 | 0 | 0 |
| Drug/Narcotic Equipment Violations | 0 | 0 | 0 | 0 |
| Gambling - Betting/Wagering | 0 | 0 | 0 | 0 |
| Gambling - Operating/Promoting | 0 | 0 | 0 | 0 |
| Gambling - Equipment Violations | 0 | 0 | 0 | 0 |
| Gambling - Sports Tampering | 0 | 0 | 0 | 0 |
| Pornography/Obscene Material | 0 | 0 | 0 | 0 |
| Prostitution | 0 | 0 | 0 | 0 |
| Prostitution Assisting/Promoting | 0 | 0 | 0 | 0 |
| Weapon Law Violations | 0 | 0 | 0 | 0 |
| Total Group A Offenses | 16 | 10 | 10 | 0 |



Gadsden Police Department - 2007

2006 Population Estimate 548

Offense Overview

Offense Total 14
Number Cleared 6
Percent Cleared 42.86 %

Group A Crimes per 100,000 population 2,554.7

Arrest Overview

Total Arrests 5
Adult Arrests 5
Juvenile Arrests 0
Unknown Age 0

Arrests per 100,000 population 912.4

Average number offenses/incident 1.27

Domestic Violence Victims

| Offense | Total | Arrests |
|-------------------------|----------|----------|
| Murder | 0 | 0 |
| Aggravated Assault | 0 | 0 |
| Simple Assault | 0 | 0 |
| Intimidation | 0 | 0 |
| Stalking | 0 | 0 |
| Forcible Rape | 0 | 0 |
| Forcible Sodomy | 0 | 0 |
| Sexual Assault W/Object | 0 | 0 |
| Forcible Fondling | 0 | 0 |
| Incest | 0 | 0 |
| Statutory Rape | 0 | 0 |
| Kidnaping/Abduction | 0 | 0 |
| Total | 0 | 0 |

TIBRS Group B Arrests

| Offense | Adult | Juvenile |
|-----------------------|----------|----------|
| Bad Checks | 0 | 0 |
| Curfew/Vagrancy | 0 | 0 |
| Disorderly Conduct | 0 | 0 |
| DUI | 1 | 0 |
| Drunkenness | 0 | 0 |
| Family-Non Violent | 0 | 0 |
| Liquor Law Violations | 0 | 0 |
| Peeping Tom | 0 | 0 |
| Runaway | 0 | 0 |
| Trespass | 0 | 0 |
| All Other Offenses | 0 | 0 |
| Total Group B | 1 | 0 |

| TIBRS Group A Offenses | Offenses | | Arrests | |
|------------------------------------|-----------|----------|----------|----------|
| | Reported | Cleared | Adult | Juvenile |
| Crimes Against Persons | | | | |
| Murder | 0 | 0 | 0 | 0 |
| Negligent Manslaughter | 0 | 0 | 0 | 0 |
| Kidnaping/Abduction | 0 | 0 | 0 | 0 |
| Forcible Rape | 0 | 0 | 0 | 0 |
| Forcible Sodomy | 0 | 0 | 0 | 0 |
| Sexual Assault W/Object | 0 | 0 | 0 | 0 |
| Forcible Fondling | 0 | 0 | 0 | 0 |
| Incest | 0 | 0 | 0 | 0 |
| Statutory Rape | 0 | 0 | 0 | 0 |
| Aggravated Assault | 2 | 2 | 0 | 0 |
| Simple Assault | 2 | 0 | 0 | 0 |
| Intimidation | 3 | 0 | 0 | 0 |
| Stalking | 0 | 0 | 0 | 0 |
| Crimes Against Property | | | | |
| Arson | 0 | 0 | 0 | 0 |
| Bribery | 0 | 0 | 0 | 0 |
| Burglary | 0 | 0 | 0 | 0 |
| Counterfeiting/Forgery | 0 | 0 | 0 | 0 |
| Destruction/Damage/Vandalism | 0 | 0 | 0 | 0 |
| Embezzlement | 0 | 0 | 0 | 0 |
| Extortion/Blackmail | 0 | 0 | 0 | 0 |
| Fraud - False Pretenses | 0 | 0 | 0 | 0 |
| Fraud - Credit Card/ATM | 0 | 0 | 0 | 0 |
| Fraud - Impersonation | 0 | 0 | 0 | 0 |
| Fraud - Welfare | 0 | 0 | 0 | 0 |
| Fraud - Wire | 0 | 0 | 0 | 0 |
| Motor Vehicle Theft | 0 | 0 | 0 | 0 |
| Robbery | 0 | 0 | 0 | 0 |
| Stolen Property Offenses | 0 | 0 | 0 | 0 |
| Theft - Pocket-picking | 0 | 0 | 0 | 0 |
| Theft - Purse Snatching | 0 | 0 | 0 | 0 |
| Theft - Shoplifting | 0 | 0 | 0 | 0 |
| Theft From Building | 1 | 1 | 1 | 0 |
| Theft From Coin Machine | 0 | 0 | 0 | 0 |
| Theft From Motor Vehicle | 1 | 0 | 0 | 0 |
| Theft of Motor Vehicle Parts | 0 | 0 | 0 | 0 |
| Theft - All Other Larceny | 3 | 1 | 2 | 0 |
| Crimes Against Society | | | | |
| Drug/Narcotic Violations | 1 | 1 | 1 | 0 |
| Drug/Narcotic Equipment Violations | 1 | 1 | 0 | 0 |
| Gambling - Betting/Wagering | 0 | 0 | 0 | 0 |
| Gambling - Operating/Promoting | 0 | 0 | 0 | 0 |
| Gambling - Equipment Violations | 0 | 0 | 0 | 0 |
| Gambling - Sports Tampering | 0 | 0 | 0 | 0 |
| Pornography/Obscene Material | 0 | 0 | 0 | 0 |
| Prostitution | 0 | 0 | 0 | 0 |
| Prostitution Assisting/Promoting | 0 | 0 | 0 | 0 |
| Weapon Law Violations | 0 | 0 | 0 | 0 |
| Total Group A Offenses | 14 | 6 | 4 | 0 |



Gainesboro Police Department - 2007

2006 Population Estimate 849

Offense Overview

Offense Total 81
 Number Cleared 30
 Percent Cleared 37.04 %

Group A Crimes per 100,000 population 9,540.6

Arrest Overview

Total Arrests 59
 Adult Arrests 58
 Juvenile Arrests 1
 Unknown Age 0

Arrests per 100,000 population 6,949.4

Average number offenses/incident 1.11

Domestic Violence Victims

| Offense | Total | Arrests |
|-------------------------|----------|----------|
| Murder | 0 | 0 |
| Aggravated Assault | 1 | 1 |
| Simple Assault | 4 | 2 |
| Intimidation | 0 | 0 |
| Stalking | 0 | 0 |
| Forcible Rape | 0 | 0 |
| Forcible Sodomy | 0 | 0 |
| Sexual Assault W/Object | 0 | 0 |
| Forcible Fondling | 0 | 0 |
| Incest | 0 | 0 |
| Statutory Rape | 0 | 0 |
| Kidnaping/Abduction | 0 | 0 |
| Total | 5 | 3 |

TIBRS Group B Arrests

| Offense | Adult | Juvenile |
|-----------------------|-----------|----------|
| Bad Checks | 1 | 0 |
| Curfew/Vagrancy | 0 | 0 |
| Disorderly Conduct | 2 | 0 |
| DUI | 11 | 0 |
| Drunkenness | 6 | 0 |
| Family-Non Violent | 0 | 0 |
| Liquor Law Violations | 2 | 1 |
| Peeping Tom | 0 | 0 |
| Runaway | 0 | 0 |
| Trespass | 0 | 0 |
| All Other Offenses | 13 | 0 |
| Total Group B | 35 | 1 |

| TIBRS Group A Offenses | Offenses | | Arrests | |
|------------------------------------|-----------|-----------|-----------|----------|
| | Reported | Cleared | Adult | Juvenile |
| Crimes Against Persons | | | | |
| Murder | 0 | 0 | 0 | 0 |
| Negligent Manslaughter | 0 | 0 | 0 | 0 |
| Kidnaping/Abduction | 0 | 0 | 0 | 0 |
| Forcible Rape | 0 | 0 | 0 | 0 |
| Forcible Sodomy | 0 | 0 | 0 | 0 |
| Sexual Assault W/Object | 0 | 0 | 0 | 0 |
| Forcible Fondling | 0 | 0 | 0 | 0 |
| Incest | 0 | 0 | 0 | 0 |
| Statutory Rape | 0 | 0 | 0 | 0 |
| Aggravated Assault | 1 | 1 | 1 | 0 |
| Simple Assault | 6 | 3 | 3 | 0 |
| Intimidation | 0 | 0 | 0 | 0 |
| Stalking | 0 | 0 | 0 | 0 |
| Crimes Against Property | | | | |
| Arson | 1 | 0 | 0 | 0 |
| Bribery | 0 | 0 | 0 | 0 |
| Burglary | 5 | 1 | 1 | 0 |
| Counterfeiting/Forgery | 2 | 1 | 1 | 0 |
| Destruction/Damage/Vandalism | 9 | 0 | 0 | 0 |
| Embezzlement | 0 | 0 | 0 | 0 |
| Extortion/Blackmail | 0 | 0 | 0 | 0 |
| Fraud - False Pretenses | 1 | 1 | 0 | 0 |
| Fraud - Credit Card/ATM | 0 | 0 | 0 | 0 |
| Fraud - Impersonation | 0 | 0 | 0 | 0 |
| Fraud - Welfare | 0 | 0 | 0 | 0 |
| Fraud - Wire | 0 | 0 | 0 | 0 |
| Motor Vehicle Theft | 3 | 0 | 0 | 0 |
| Robbery | 0 | 0 | 0 | 0 |
| Stolen Property Offenses | 0 | 0 | 0 | 0 |
| Theft - Pocket-picking | 0 | 0 | 0 | 0 |
| Theft - Purse Snatching | 0 | 0 | 0 | 0 |
| Theft - Shoplifting | 6 | 4 | 4 | 0 |
| Theft From Building | 5 | 0 | 0 | 0 |
| Theft From Coin Machine | 1 | 0 | 0 | 0 |
| Theft From Motor Vehicle | 7 | 0 | 0 | 0 |
| Theft of Motor Vehicle Parts | 0 | 0 | 0 | 0 |
| Theft - All Other Larceny | 14 | 0 | 0 | 0 |
| Crimes Against Society | | | | |
| Drug/Narcotic Violations | 13 | 13 | 11 | 0 |
| Drug/Narcotic Equipment Violations | 6 | 5 | 1 | 0 |
| Gambling - Betting/Wagering | 0 | 0 | 0 | 0 |
| Gambling - Operating/Promoting | 0 | 0 | 0 | 0 |
| Gambling - Equipment Violations | 0 | 0 | 0 | 0 |
| Gambling - Sports Tampering | 0 | 0 | 0 | 0 |
| Pornography/Obscene Material | 0 | 0 | 0 | 0 |
| Prostitution | 0 | 0 | 0 | 0 |
| Prostitution Assisting/Promoting | 0 | 0 | 0 | 0 |
| Weapon Law Violations | 1 | 1 | 1 | 0 |
| Total Group A Offenses | 81 | 30 | 23 | 0 |



Gallatin Police Department - 2007

2006 Population Estimate **27,723**

Offense Overview

Offense Total 2,530

Number Cleared 1,754

Percent Cleared 69.33 %

Group A Crimes per 100,000
population 9,126.0

Arrest Overview

Total Arrests 3,342

Adult Arrests 3,035

Juvenile Arrests 307

Unknown Age 0

Arrests per 100,000 population 12,055.0

Average number offenses/incident 1.19

Domestic Violence Victims

| Offense | Total | Arrests |
|-------------------------|------------|------------|
| Murder | 0 | 0 |
| Aggravated Assault | 41 | 36 |
| Simple Assault | 304 | 241 |
| Intimidation | 17 | 6 |
| Stalking | 1 | 0 |
| Forcible Rape | 0 | 0 |
| Forcible Sodomy | 1 | 0 |
| Sexual Assault W/Object | 0 | 0 |
| Forcible Fondling | 4 | 1 |
| Incest | 2 | 0 |
| Statutory Rape | 4 | 3 |
| Kidnaping/Abduction | 2 | 1 |
| Total | 376 | 288 |

TIBRS Group B Arrests

| Offense | Adult | Juvenile |
|-----------------------|--------------|------------|
| Bad Checks | 7 | 0 |
| Curfew/Vagrancy | 0 | 39 |
| Disorderly Conduct | 69 | 7 |
| DUI | 371 | 1 |
| Drunkenness | 340 | 0 |
| Family-Non Violent | 6 | 0 |
| Liquor Law Violations | 77 | 7 |
| Peeping Tom | 0 | 0 |
| Runaway | 0 | 32 |
| Trespass | 10 | 6 |
| All Other Offenses | 638 | 73 |
| Total Group B | 1,518 | 165 |

| TIBRS Group A Offenses | Offenses | | Arrests | |
|------------------------------------|--------------|--------------|--------------|------------|
| | Reported | Cleared | Adult | Juvenile |
| Crimes Against Persons | | | | |
| Murder | 1 | 1 | 1 | 0 |
| Negligent Manslaughter | 0 | 0 | 0 | 0 |
| Kidnaping/Abduction | 4 | 3 | 9 | 1 |
| Forcible Rape | 4 | 2 | 2 | 1 |
| Forcible Sodomy | 2 | 1 | 1 | 0 |
| Sexual Assault W/Object | 0 | 0 | 0 | 0 |
| Forcible Fondling | 12 | 4 | 0 | 3 |
| Incest | 2 | 2 | 1 | 0 |
| Statutory Rape | 13 | 10 | 6 | 0 |
| Aggravated Assault | 84 | 76 | 60 | 10 |
| Simple Assault | 495 | 344 | 275 | 36 |
| Intimidation | 75 | 21 | 11 | 4 |
| Stalking | 4 | 2 | 2 | 0 |
| Crimes Against Property | | | | |
| Arson | 3 | 0 | 0 | 0 |
| Bribery | 0 | 0 | 0 | 0 |
| Burglary | 79 | 24 | 28 | 10 |
| Counterfeiting/Forgery | 101 | 57 | 41 | 2 |
| Destruction/Damage/Vandalism | 70 | 25 | 10 | 8 |
| Embezzlement | 5 | 3 | 3 | 0 |
| Extortion/Blackmail | 0 | 0 | 0 | 0 |
| Fraud - False Pretenses | 56 | 30 | 11 | 0 |
| Fraud - Credit Card/ATM | 64 | 42 | 8 | 0 |
| Fraud - Impersonation | 27 | 24 | 19 | 0 |
| Fraud - Welfare | 0 | 0 | 0 | 0 |
| Fraud - Wire | 1 | 0 | 0 | 0 |
| Motor Vehicle Theft | 27 | 9 | 10 | 0 |
| Robbery | 13 | 9 | 10 | 0 |
| Stolen Property Offenses | 9 | 6 | 7 | 0 |
| Theft - Pocket-picking | 1 | 0 | 0 | 0 |
| Theft - Purse Snatching | 1 | 0 | 0 | 0 |
| Theft - Shoplifting | 97 | 86 | 79 | 29 |
| Theft From Building | 110 | 38 | 38 | 5 |
| Theft From Coin Machine | 1 | 0 | 0 | 0 |
| Theft From Motor Vehicle | 80 | 11 | 7 | 0 |
| Theft of Motor Vehicle Parts | 61 | 4 | 2 | 0 |
| Theft - All Other Larceny | 118 | 32 | 30 | 5 |
| Crimes Against Society | | | | |
| Drug/Narcotic Violations | 583 | 569 | 698 | 21 |
| Drug/Narcotic Equipment Violations | 281 | 276 | 114 | 2 |
| Gambling - Betting/Wagering | 0 | 0 | 0 | 0 |
| Gambling - Operating/Promoting | 1 | 0 | 0 | 0 |
| Gambling - Equipment Violations | 0 | 0 | 0 | 0 |
| Gambling - Sports Tampering | 0 | 0 | 0 | 0 |
| Pornography/Obscene Material | 4 | 2 | 2 | 0 |
| Prostitution | 3 | 3 | 13 | 0 |
| Prostitution Assisting/Promoting | 0 | 0 | 0 | 0 |
| Weapon Law Violations | 38 | 38 | 19 | 5 |
| Total Group A Offenses | 2,530 | 1,754 | 1,517 | 142 |



Gallaway Police Department - 2007

2006 Population Estimate **709**

Offense Overview

Offense Total 88
 Number Cleared 24
 Percent Cleared 27.27 %

Group A Crimes per 100,000 population 12,411.8

Arrest Overview

Total Arrests 32
 Adult Arrests 30
 Juvenile Arrests 2
 Unknown Age 0

Arrests per 100,000 population 4,513.4

Average number offenses/incident 1.01

Domestic Violence Victims

| Offense | Total | Arrests |
|-------------------------|-----------|----------|
| Murder | 0 | 0 |
| Aggravated Assault | 4 | 3 |
| Simple Assault | 7 | 1 |
| Intimidation | 2 | 0 |
| Stalking | 0 | 0 |
| Forcible Rape | 0 | 0 |
| Forcible Sodomy | 0 | 0 |
| Sexual Assault W/Object | 0 | 0 |
| Forcible Fondling | 0 | 0 |
| Incest | 0 | 0 |
| Statutory Rape | 0 | 0 |
| Kidnaping/Abduction | 0 | 0 |
| Total | 13 | 4 |

TIBRS Group B Arrests

| Offense | Adult | Juvenile |
|-----------------------|-----------|----------|
| Bad Checks | 0 | 0 |
| Curfew/Vagrancy | 0 | 0 |
| Disorderly Conduct | 0 | 0 |
| DUI | 4 | 0 |
| Drunkenness | 1 | 0 |
| Family-Non Violent | 0 | 0 |
| Liquor Law Violations | 2 | 0 |
| Peeping Tom | 0 | 0 |
| Runaway | 0 | 0 |
| Trespass | 1 | 0 |
| All Other Offenses | 9 | 0 |
| Total Group B | 17 | 0 |

| TIBRS Group A Offenses | Offenses | | Arrests | |
|------------------------------------|-----------|-----------|-----------|----------|
| | Reported | Cleared | Adult | Juvenile |
| Crimes Against Persons | | | | |
| Murder | 0 | 0 | 0 | 0 |
| Negligent Manslaughter | 0 | 0 | 0 | 0 |
| Kidnaping/Abduction | 0 | 0 | 0 | 0 |
| Forcible Rape | 0 | 0 | 0 | 0 |
| Forcible Sodomy | 0 | 0 | 0 | 0 |
| Sexual Assault W/Object | 0 | 0 | 0 | 0 |
| Forcible Fondling | 0 | 0 | 0 | 0 |
| Incest | 0 | 0 | 0 | 0 |
| Statutory Rape | 0 | 0 | 0 | 0 |
| Aggravated Assault | 12 | 5 | 4 | 1 |
| Simple Assault | 14 | 8 | 1 | 0 |
| Intimidation | 2 | 0 | 0 | 0 |
| Stalking | 0 | 0 | 0 | 0 |
| Crimes Against Property | | | | |
| Arson | 0 | 0 | 0 | 0 |
| Bribery | 0 | 0 | 0 | 0 |
| Burglary | 5 | 0 | 0 | 0 |
| Counterfeiting/Forgery | 2 | 0 | 0 | 0 |
| Destruction/Damage/Vandalism | 17 | 0 | 0 | 0 |
| Embezzlement | 0 | 0 | 0 | 0 |
| Extortion/Blackmail | 0 | 0 | 0 | 0 |
| Fraud - False Pretenses | 0 | 0 | 0 | 0 |
| Fraud - Credit Card/ATM | 0 | 0 | 0 | 0 |
| Fraud - Impersonation | 1 | 0 | 0 | 0 |
| Fraud - Welfare | 0 | 0 | 0 | 0 |
| Fraud - Wire | 0 | 0 | 0 | 0 |
| Motor Vehicle Theft | 5 | 2 | 0 | 1 |
| Robbery | 1 | 0 | 0 | 0 |
| Stolen Property Offenses | 1 | 0 | 0 | 0 |
| Theft - Pocket-picking | 0 | 0 | 0 | 0 |
| Theft - Purse Snatching | 0 | 0 | 0 | 0 |
| Theft - Shoplifting | 0 | 0 | 0 | 0 |
| Theft From Building | 2 | 0 | 0 | 0 |
| Theft From Coin Machine | 1 | 0 | 0 | 0 |
| Theft From Motor Vehicle | 1 | 0 | 0 | 0 |
| Theft of Motor Vehicle Parts | 4 | 0 | 1 | 0 |
| Theft - All Other Larceny | 13 | 2 | 0 | 0 |
| Crimes Against Society | | | | |
| Drug/Narcotic Violations | 5 | 5 | 5 | 0 |
| Drug/Narcotic Equipment Violations | 1 | 1 | 1 | 0 |
| Gambling - Betting/Wagering | 0 | 0 | 0 | 0 |
| Gambling - Operating/Promoting | 0 | 0 | 0 | 0 |
| Gambling - Equipment Violations | 0 | 0 | 0 | 0 |
| Gambling - Sports Tampering | 0 | 0 | 0 | 0 |
| Pornography/Obscene Material | 0 | 0 | 0 | 0 |
| Prostitution | 0 | 0 | 0 | 0 |
| Prostitution Assisting/Promoting | 0 | 0 | 0 | 0 |
| Weapon Law Violations | 1 | 1 | 1 | 0 |
| Total Group A Offenses | 88 | 24 | 13 | 2 |



2006 Population Estimate **858**

Offense Overview

Offense Total 20
 Number Cleared 4
 Percent Cleared 20.00 %
 Group A Crimes per 100,000
 population 2,331.0

Arrest Overview

Total Arrests 6
 Adult Arrests 6
 Juvenile Arrests 0
 Unknown Age 0
 Arrests per 100,000 population 699.3
 Average number offenses/incident 1.05

Domestic Violence Victims

| Offense | Total | Arrests |
|-------------------------|----------|----------|
| Murder | 0 | 0 |
| Aggravated Assault | 2 | 1 |
| Simple Assault | 0 | 0 |
| Intimidation | 0 | 0 |
| Stalking | 0 | 0 |
| Forcible Rape | 0 | 0 |
| Forcible Sodomy | 0 | 0 |
| Sexual Assault W/Object | 0 | 0 |
| Forcible Fondling | 0 | 0 |
| Incest | 0 | 0 |
| Statutory Rape | 0 | 0 |
| Kidnaping/Abduction | 0 | 0 |
| Total | 2 | 1 |

TIBRS Group B Arrests

| Offense | Adult | Juvenile |
|-----------------------|----------|----------|
| Bad Checks | 0 | 0 |
| Curfew/Vagrancy | 0 | 0 |
| Disorderly Conduct | 0 | 0 |
| DUI | 0 | 0 |
| Drunkenness | 0 | 0 |
| Family-Non Violent | 0 | 0 |
| Liquor Law Violations | 0 | 0 |
| Peeping Tom | 0 | 0 |
| Runaway | 0 | 0 |
| Trespass | 0 | 0 |
| All Other Offenses | 1 | 0 |
| Total Group B | 1 | 0 |

| TIBRS Group A Offenses | Offenses | | Arrests | |
|------------------------------------|-----------|----------|----------|----------|
| | Reported | Cleared | Adult | Juvenile |
| Crimes Against Persons | | | | |
| Murder | 0 | 0 | 0 | 0 |
| Negligent Manslaughter | 0 | 0 | 0 | 0 |
| Kidnaping/Abduction | 0 | 0 | 0 | 0 |
| Forcible Rape | 0 | 0 | 0 | 0 |
| Forcible Sodomy | 0 | 0 | 0 | 0 |
| Sexual Assault W/Object | 0 | 0 | 0 | 0 |
| Forcible Fondling | 0 | 0 | 0 | 0 |
| Incest | 0 | 0 | 0 | 0 |
| Statutory Rape | 0 | 0 | 0 | 0 |
| Aggravated Assault | 2 | 1 | 1 | 0 |
| Simple Assault | 0 | 0 | 0 | 0 |
| Intimidation | 0 | 0 | 0 | 0 |
| Stalking | 0 | 0 | 0 | 0 |
| Crimes Against Property | | | | |
| Arson | 0 | 0 | 0 | 0 |
| Bribery | 0 | 0 | 0 | 0 |
| Burglary | 6 | 0 | 0 | 0 |
| Counterfeiting/Forgery | 0 | 0 | 0 | 0 |
| Destruction/Damage/Vandalism | 5 | 0 | 0 | 0 |
| Embezzlement | 1 | 0 | 0 | 0 |
| Extortion/Blackmail | 0 | 0 | 0 | 0 |
| Fraud - False Pretenses | 0 | 0 | 0 | 0 |
| Fraud - Credit Card/ATM | 0 | 0 | 0 | 0 |
| Fraud - Impersonation | 0 | 0 | 0 | 0 |
| Fraud - Welfare | 0 | 0 | 0 | 0 |
| Fraud - Wire | 0 | 0 | 0 | 0 |
| Motor Vehicle Theft | 0 | 0 | 0 | 0 |
| Robbery | 0 | 0 | 0 | 0 |
| Stolen Property Offenses | 0 | 0 | 0 | 0 |
| Theft - Pocket-picking | 0 | 0 | 0 | 0 |
| Theft - Purse Snatching | 0 | 0 | 0 | 0 |
| Theft - Shoplifting | 1 | 1 | 2 | 0 |
| Theft From Building | 1 | 0 | 0 | 0 |
| Theft From Coin Machine | 0 | 0 | 0 | 0 |
| Theft From Motor Vehicle | 0 | 0 | 0 | 0 |
| Theft of Motor Vehicle Parts | 1 | 0 | 0 | 0 |
| Theft - All Other Larceny | 1 | 0 | 0 | 0 |
| Crimes Against Society | | | | |
| Drug/Narcotic Violations | 0 | 0 | 0 | 0 |
| Drug/Narcotic Equipment Violations | 0 | 0 | 0 | 0 |
| Gambling - Betting/Wagering | 0 | 0 | 0 | 0 |
| Gambling - Operating/Promoting | 0 | 0 | 0 | 0 |
| Gambling - Equipment Violations | 0 | 0 | 0 | 0 |
| Gambling - Sports Tampering | 0 | 0 | 0 | 0 |
| Pornography/Obscene Material | 0 | 0 | 0 | 0 |
| Prostitution | 0 | 0 | 0 | 0 |
| Prostitution Assisting/Promoting | 0 | 0 | 0 | 0 |
| Weapon Law Violations | 2 | 2 | 2 | 0 |
| Total Group A Offenses | 20 | 4 | 5 | 0 |



2006 Population Estimate **4,906**

Offense Overview

Offense Total 1,062
 Number Cleared 276
 Percent Cleared 25.99 %

Group A Crimes per 100,000 population 21,647.0

Arrest Overview

Total Arrests 1,153
 Adult Arrests 1,103
 Juvenile Arrests 50
 Unknown Age 0

Arrests per 100,000 population 23,501.8

Average number offenses/incident 1.11

Domestic Violence Victims

| Offense | Total | Arrests |
|-------------------------|-----------|-----------|
| Murder | 0 | 0 |
| Aggravated Assault | 9 | 7 |
| Simple Assault | 69 | 32 |
| Intimidation | 10 | 1 |
| Stalking | 0 | 0 |
| Forcible Rape | 1 | 0 |
| Forcible Sodomy | 0 | 0 |
| Sexual Assault W/Object | 0 | 0 |
| Forcible Fondling | 0 | 0 |
| Incest | 0 | 0 |
| Statutory Rape | 2 | 0 |
| Kidnaping/Abduction | 0 | 0 |
| Total | 91 | 40 |

TIBRS Group B Arrests

| Offense | Adult | Juvenile |
|-----------------------|------------|-----------|
| Bad Checks | 0 | 0 |
| Curfew/Vagrancy | 0 | 0 |
| Disorderly Conduct | 34 | 1 |
| DUI | 108 | 0 |
| Drunkenness | 700 | 2 |
| Family-Non Violent | 0 | 0 |
| Liquor Law Violations | 16 | 2 |
| Peeping Tom | 0 | 0 |
| Runaway | 0 | 4 |
| Trespass | 2 | 0 |
| All Other Offenses | 52 | 10 |
| Total Group B | 912 | 19 |

| TIBRS Group A Offenses | Offenses | | Arrests | |
|------------------------------------|--------------|------------|------------|-----------|
| | Reported | Cleared | Adult | Juvenile |
| Crimes Against Persons | | | | |
| Murder | 0 | 0 | 0 | 0 |
| Negligent Manslaughter | 0 | 0 | 0 | 0 |
| Kidnaping/Abduction | 2 | 2 | 0 | 0 |
| Forcible Rape | 3 | 1 | 1 | 0 |
| Forcible Sodomy | 0 | 0 | 0 | 0 |
| Sexual Assault W/Object | 0 | 0 | 0 | 0 |
| Forcible Fondling | 1 | 0 | 0 | 0 |
| Incest | 0 | 0 | 0 | 0 |
| Statutory Rape | 3 | 0 | 0 | 0 |
| Aggravated Assault | 20 | 14 | 12 | 0 |
| Simple Assault | 139 | 52 | 39 | 4 |
| Intimidation | 63 | 6 | 3 | 0 |
| Stalking | 1 | 0 | 0 | 0 |
| Crimes Against Property | | | | |
| Arson | 4 | 0 | 0 | 0 |
| Bribery | 0 | 0 | 0 | 0 |
| Burglary | 176 | 6 | 5 | 3 |
| Counterfeiting/Forgery | 20 | 0 | 0 | 0 |
| Destruction/Damage/Vandalism | 133 | 17 | 12 | 5 |
| Embezzlement | 28 | 3 | 5 | 0 |
| Extortion/Blackmail | 0 | 0 | 0 | 0 |
| Fraud - False Pretenses | 25 | 1 | 0 | 0 |
| Fraud - Credit Card/ATM | 19 | 4 | 3 | 0 |
| Fraud - Impersonation | 2 | 0 | 0 | 0 |
| Fraud - Welfare | 0 | 0 | 0 | 0 |
| Fraud - Wire | 0 | 0 | 0 | 0 |
| Motor Vehicle Theft | 16 | 3 | 2 | 0 |
| Robbery | 3 | 1 | 0 | 0 |
| Stolen Property Offenses | 0 | 0 | 0 | 0 |
| Theft - Pocket-picking | 1 | 0 | 0 | 0 |
| Theft - Purse Snatching | 0 | 0 | 0 | 0 |
| Theft - Shoplifting | 31 | 17 | 13 | 6 |
| Theft From Building | 123 | 5 | 4 | 0 |
| Theft From Coin Machine | 8 | 1 | 2 | 0 |
| Theft From Motor Vehicle | 40 | 0 | 0 | 0 |
| Theft of Motor Vehicle Parts | 10 | 0 | 0 | 0 |
| Theft - All Other Larceny | 49 | 4 | 2 | 0 |
| Crimes Against Society | | | | |
| Drug/Narcotic Violations | 85 | 83 | 71 | 9 |
| Drug/Narcotic Equipment Violations | 40 | 39 | 10 | 3 |
| Gambling - Betting/Wagering | 0 | 0 | 0 | 0 |
| Gambling - Operating/Promoting | 0 | 0 | 0 | 0 |
| Gambling - Equipment Violations | 0 | 0 | 0 | 0 |
| Gambling - Sports Tampering | 0 | 0 | 0 | 0 |
| Pornography/Obscene Material | 0 | 0 | 0 | 0 |
| Prostitution | 0 | 0 | 0 | 0 |
| Prostitution Assisting/Promoting | 0 | 0 | 0 | 0 |
| Weapon Law Violations | 17 | 17 | 7 | 1 |
| Total Group A Offenses | 1,062 | 276 | 191 | 31 |



Germantown Police Department - 2007

2006 Population Estimate **37,476**

Offense Overview

Offense Total 1,233

Number Cleared 327

Percent Cleared 26.52 %

Group A Crimes per 100,000
population 3,290.1

Arrest Overview

Total Arrests 623

Adult Arrests 523

Juvenile Arrests 100

Unknown Age 0

Arrests per 100,000 population 1,662.4

Average number offenses/incident 1.10

Domestic Violence Victims

| Offense | Total | Arrests |
|-------------------------|-----------|-----------|
| Murder | 0 | 0 |
| Aggravated Assault | 3 | 2 |
| Simple Assault | 48 | 24 |
| Intimidation | 26 | 4 |
| Stalking | 0 | 0 |
| Forcible Rape | 0 | 0 |
| Forcible Sodomy | 2 | 0 |
| Sexual Assault W/Object | 0 | 0 |
| Forcible Fondling | 3 | 0 |
| Incest | 0 | 0 |
| Statutory Rape | 0 | 0 |
| Kidnaping/Abduction | 0 | 0 |
| Total | 82 | 30 |

TIBRS Group B Arrests

| Offense | Adult | Juvenile |
|-----------------------|------------|-----------|
| Bad Checks | 7 | 0 |
| Curfew/Vagrancy | 0 | 17 |
| Disorderly Conduct | 0 | 1 |
| DUI | 34 | 1 |
| Drunkenness | 9 | 0 |
| Family-Non Violent | 0 | 0 |
| Liquor Law Violations | 7 | 2 |
| Peeping Tom | 0 | 0 |
| Runaway | 0 | 0 |
| Trespass | 2 | 2 |
| All Other Offenses | 249 | 5 |
| Total Group B | 308 | 28 |

| TIBRS Group A Offenses | Offenses | | Arrests | |
|------------------------------------|--------------|------------|------------|-----------|
| | Reported | Cleared | Adult | Juvenile |
| Crimes Against Persons | | | | |
| Murder | 0 | 0 | 0 | 0 |
| Negligent Manslaughter | 0 | 0 | 0 | 0 |
| Kidnaping/Abduction | 1 | 0 | 0 | 0 |
| Forcible Rape | 0 | 0 | 0 | 1 |
| Forcible Sodomy | 2 | 0 | 0 | 0 |
| Sexual Assault W/Object | 0 | 0 | 0 | 0 |
| Forcible Fondling | 15 | 8 | 1 | 4 |
| Incest | 0 | 0 | 0 | 0 |
| Statutory Rape | 1 | 0 | 0 | 0 |
| Aggravated Assault | 20 | 14 | 8 | 3 |
| Simple Assault | 126 | 70 | 33 | 23 |
| Intimidation | 72 | 9 | 8 | 0 |
| Stalking | 1 | 0 | 0 | 0 |
| Crimes Against Property | | | | |
| Arson | 3 | 0 | 0 | 0 |
| Bribery | 0 | 0 | 0 | 0 |
| Burglary | 128 | 7 | 10 | 0 |
| Counterfeiting/Forgery | 53 | 30 | 26 | 0 |
| Destruction/Damage/Vandalism | 158 | 4 | 2 | 1 |
| Embezzlement | 8 | 7 | 6 | 1 |
| Extortion/Blackmail | 0 | 0 | 0 | 0 |
| Fraud - False Pretenses | 44 | 6 | 2 | 0 |
| Fraud - Credit Card/ATM | 5 | 1 | 1 | 0 |
| Fraud - Impersonation | 8 | 5 | 5 | 0 |
| Fraud - Welfare | 0 | 0 | 0 | 0 |
| Fraud - Wire | 1 | 0 | 0 | 0 |
| Motor Vehicle Theft | 28 | 2 | 1 | 1 |
| Robbery | 9 | 2 | 0 | 1 |
| Stolen Property Offenses | 6 | 6 | 5 | 0 |
| Theft - Pocket-picking | 0 | 0 | 0 | 0 |
| Theft - Purse Snatching | 1 | 0 | 0 | 0 |
| Theft - Shoplifting | 40 | 14 | 12 | 4 |
| Theft From Building | 163 | 33 | 20 | 17 |
| Theft From Coin Machine | 1 | 0 | 0 | 0 |
| Theft From Motor Vehicle | 136 | 3 | 1 | 1 |
| Theft of Motor Vehicle Parts | 34 | 0 | 0 | 0 |
| Theft - All Other Larceny | 54 | 2 | 1 | 2 |
| Crimes Against Society | | | | |
| Drug/Narcotic Violations | 73 | 64 | 58 | 13 |
| Drug/Narcotic Equipment Violations | 35 | 34 | 11 | 0 |
| Gambling - Betting/Wagering | 0 | 0 | 0 | 0 |
| Gambling - Operating/Promoting | 0 | 0 | 0 | 0 |
| Gambling - Equipment Violations | 0 | 0 | 0 | 0 |
| Gambling - Sports Tampering | 0 | 0 | 0 | 0 |
| Pornography/Obscene Material | 0 | 0 | 0 | 0 |
| Prostitution | 0 | 0 | 0 | 0 |
| Prostitution Assisting/Promoting | 0 | 0 | 0 | 0 |
| Weapon Law Violations | 7 | 6 | 4 | 0 |
| Total Group A Offenses | 1,233 | 327 | 215 | 72 |



Gibson Police Department - 2007

2006 Population Estimate 406

Offense Overview

Offense Total 54
Number Cleared 34
Percent Cleared 62.96 %

Group A Crimes per 100,000 population 13,300.5

Arrest Overview

Total Arrests 29
Adult Arrests 27
Juvenile Arrests 2
Unknown Age 0

Arrests per 100,000 population 7,142.9

Average number offenses/incident 1.23

Domestic Violence Victims

| Offense | Total | Arrests |
|-------------------------|-----------|----------|
| Murder | 0 | 0 |
| Aggravated Assault | 2 | 2 |
| Simple Assault | 8 | 2 |
| Intimidation | 1 | 0 |
| Stalking | 0 | 0 |
| Forcible Rape | 0 | 0 |
| Forcible Sodomy | 0 | 0 |
| Sexual Assault W/Object | 0 | 0 |
| Forcible Fondling | 0 | 0 |
| Incest | 0 | 0 |
| Statutory Rape | 0 | 0 |
| Kidnaping/Abduction | 0 | 0 |
| Total | 11 | 4 |

TIBRS Group B Arrests

| Offense | Adult | Juvenile |
|-----------------------|----------|----------|
| Bad Checks | 0 | 0 |
| Curfew/Vagrancy | 0 | 0 |
| Disorderly Conduct | 0 | 0 |
| DUI | 5 | 0 |
| Drunkenness | 0 | 0 |
| Family-Non Violent | 0 | 0 |
| Liquor Law Violations | 0 | 0 |
| Peeping Tom | 0 | 0 |
| Runaway | 0 | 1 |
| Trespass | 0 | 0 |
| All Other Offenses | 3 | 0 |
| Total Group B | 8 | 1 |

| TIBRS Group A Offenses | Offenses | | Arrests | |
|------------------------------------|-----------|-----------|-----------|----------|
| | Reported | Cleared | Adult | Juvenile |
| Crimes Against Persons | | | | |
| Murder | 0 | 0 | 0 | 0 |
| Negligent Manslaughter | 0 | 0 | 0 | 0 |
| Kidnaping/Abduction | 0 | 0 | 0 | 0 |
| Forcible Rape | 0 | 0 | 0 | 0 |
| Forcible Sodomy | 0 | 0 | 0 | 0 |
| Sexual Assault W/Object | 0 | 0 | 0 | 0 |
| Forcible Fondling | 1 | 1 | 0 | 0 |
| Incest | 0 | 0 | 0 | 0 |
| Statutory Rape | 1 | 1 | 1 | 0 |
| Aggravated Assault | 4 | 3 | 2 | 0 |
| Simple Assault | 12 | 6 | 2 | 0 |
| Intimidation | 3 | 0 | 0 | 0 |
| Stalking | 0 | 0 | 0 | 0 |
| Crimes Against Property | | | | |
| Arson | 0 | 0 | 0 | 0 |
| Bribery | 0 | 0 | 0 | 0 |
| Burglary | 1 | 0 | 0 | 0 |
| Counterfeiting/Forgery | 0 | 0 | 0 | 0 |
| Destruction/Damage/Vandalism | 5 | 3 | 0 | 0 |
| Embezzlement | 2 | 2 | 0 | 0 |
| Extortion/Blackmail | 0 | 0 | 0 | 0 |
| Fraud - False Pretenses | 0 | 0 | 0 | 0 |
| Fraud - Credit Card/ATM | 0 | 0 | 0 | 0 |
| Fraud - Impersonation | 0 | 0 | 0 | 0 |
| Fraud - Welfare | 0 | 0 | 0 | 0 |
| Fraud - Wire | 0 | 0 | 0 | 0 |
| Motor Vehicle Theft | 3 | 2 | 1 | 0 |
| Robbery | 0 | 0 | 0 | 0 |
| Stolen Property Offenses | 2 | 2 | 1 | 0 |
| Theft - Pocket-picking | 0 | 0 | 0 | 0 |
| Theft - Purse Snatching | 0 | 0 | 0 | 0 |
| Theft - Shoplifting | 0 | 0 | 0 | 0 |
| Theft From Building | 1 | 0 | 0 | 0 |
| Theft From Coin Machine | 0 | 0 | 0 | 0 |
| Theft From Motor Vehicle | 1 | 1 | 1 | 0 |
| Theft of Motor Vehicle Parts | 4 | 1 | 1 | 0 |
| Theft - All Other Larceny | 6 | 4 | 4 | 1 |
| Crimes Against Society | | | | |
| Drug/Narcotic Violations | 6 | 6 | 6 | 0 |
| Drug/Narcotic Equipment Violations | 2 | 2 | 0 | 0 |
| Gambling - Betting/Wagering | 0 | 0 | 0 | 0 |
| Gambling - Operating/Promoting | 0 | 0 | 0 | 0 |
| Gambling - Equipment Violations | 0 | 0 | 0 | 0 |
| Gambling - Sports Tampering | 0 | 0 | 0 | 0 |
| Pornography/Obscene Material | 0 | 0 | 0 | 0 |
| Prostitution | 0 | 0 | 0 | 0 |
| Prostitution Assisting/Promoting | 0 | 0 | 0 | 0 |
| Weapon Law Violations | 0 | 0 | 0 | 0 |
| Total Group A Offenses | 54 | 34 | 19 | 1 |



Gleason Police Department - 2007

2006 Population Estimate 1,409

Offense Overview

Offense Total 106
 Number Cleared 25
 Percent Cleared 23.58 %

Group A Crimes per 100,000 population 7,523.1

Arrest Overview

Total Arrests 51
 Adult Arrests 45
 Juvenile Arrests 6
 Unknown Age 0

Arrests per 100,000 population 3,619.6

Average number offenses/incident 1.02

Domestic Violence Victims

| Offense | Total | Arrests |
|-------------------------|-----------|----------|
| Murder | 0 | 0 |
| Aggravated Assault | 7 | 3 |
| Simple Assault | 8 | 1 |
| Intimidation | 5 | 1 |
| Stalking | 0 | 0 |
| Forcible Rape | 0 | 0 |
| Forcible Sodomy | 0 | 0 |
| Sexual Assault W/Object | 1 | 0 |
| Forcible Fondling | 0 | 0 |
| Incest | 0 | 0 |
| Statutory Rape | 0 | 0 |
| Kidnaping/Abduction | 0 | 0 |
| Total | 21 | 5 |

TIBRS Group B Arrests

| Offense | Adult | Juvenile |
|-----------------------|-----------|----------|
| Bad Checks | 0 | 0 |
| Curfew/Vagrancy | 0 | 0 |
| Disorderly Conduct | 0 | 0 |
| DUI | 7 | 0 |
| Drunkenness | 4 | 0 |
| Family-Non Violent | 2 | 0 |
| Liquor Law Violations | 1 | 0 |
| Peeping Tom | 0 | 0 |
| Runaway | 0 | 0 |
| Trespass | 2 | 0 |
| All Other Offenses | 3 | 0 |
| Total Group B | 19 | 0 |

| TIBRS Group A Offenses | Offenses | | Arrests | |
|------------------------------------|------------|-----------|-----------|----------|
| | Reported | Cleared | Adult | Juvenile |
| Crimes Against Persons | | | | |
| Murder | 0 | 0 | 0 | 0 |
| Negligent Manslaughter | 0 | 0 | 0 | 0 |
| Kidnaping/Abduction | 0 | 0 | 0 | 0 |
| Forcible Rape | 0 | 0 | 0 | 0 |
| Forcible Sodomy | 0 | 0 | 0 | 0 |
| Sexual Assault W/Object | 1 | 0 | 0 | 0 |
| Forcible Fondling | 1 | 0 | 0 | 0 |
| Incest | 0 | 0 | 0 | 0 |
| Statutory Rape | 0 | 0 | 0 | 0 |
| Aggravated Assault | 11 | 6 | 6 | 0 |
| Simple Assault | 17 | 4 | 4 | 0 |
| Intimidation | 14 | 1 | 1 | 0 |
| Stalking | 0 | 0 | 0 | 0 |
| Crimes Against Property | | | | |
| Arson | 0 | 0 | 0 | 0 |
| Bribery | 0 | 0 | 0 | 0 |
| Burglary | 12 | 2 | 1 | 1 |
| Counterfeiting/Forgery | 3 | 1 | 1 | 0 |
| Destruction/Damage/Vandalism | 19 | 1 | 3 | 1 |
| Embezzlement | 0 | 0 | 0 | 0 |
| Extortion/Blackmail | 0 | 0 | 0 | 0 |
| Fraud - False Pretenses | 0 | 0 | 0 | 0 |
| Fraud - Credit Card/ATM | 0 | 0 | 0 | 0 |
| Fraud - Impersonation | 1 | 0 | 0 | 0 |
| Fraud - Welfare | 0 | 0 | 0 | 0 |
| Fraud - Wire | 0 | 0 | 0 | 0 |
| Motor Vehicle Theft | 1 | 1 | 0 | 1 |
| Robbery | 0 | 0 | 0 | 0 |
| Stolen Property Offenses | 0 | 0 | 0 | 0 |
| Theft - Pocket-picking | 0 | 0 | 0 | 0 |
| Theft - Purse Snatching | 0 | 0 | 0 | 0 |
| Theft - Shoplifting | 2 | 1 | 1 | 0 |
| Theft From Building | 8 | 2 | 2 | 0 |
| Theft From Coin Machine | 0 | 0 | 0 | 0 |
| Theft From Motor Vehicle | 5 | 0 | 0 | 0 |
| Theft of Motor Vehicle Parts | 2 | 0 | 0 | 0 |
| Theft - All Other Larceny | 3 | 0 | 0 | 0 |
| Crimes Against Society | | | | |
| Drug/Narcotic Violations | 5 | 5 | 7 | 1 |
| Drug/Narcotic Equipment Violations | 0 | 0 | 0 | 0 |
| Gambling - Betting/Wagering | 0 | 0 | 0 | 0 |
| Gambling - Operating/Promoting | 0 | 0 | 0 | 0 |
| Gambling - Equipment Violations | 0 | 0 | 0 | 0 |
| Gambling - Sports Tampering | 0 | 0 | 0 | 0 |
| Pornography/Obscene Material | 0 | 0 | 0 | 0 |
| Prostitution | 0 | 0 | 0 | 0 |
| Prostitution Assisting/Promoting | 0 | 0 | 0 | 0 |
| Weapon Law Violations | 1 | 1 | 0 | 2 |
| Total Group A Offenses | 106 | 25 | 26 | 6 |



Goodlettsville Police Department - 2007

2006 Population Estimate **15,584**

Offense Overview

Offense Total 1,904
 Number Cleared 896
 Percent Cleared 47.06 %

Group A Crimes per 100,000
 population 12,217.7

Arrest Overview

Total Arrests 1,137
 Adult Arrests 905
 Juvenile Arrests 232
 Unknown Age 0

Arrests per 100,000 population 7,295.9

Average number offenses/incident 1.11

Domestic Violence Victims

| Offense | Total | Arrests |
|-------------------------|------------|-----------|
| Murder | 1 | 1 |
| Aggravated Assault | 23 | 15 |
| Simple Assault | 108 | 54 |
| Intimidation | 17 | 3 |
| Stalking | 0 | 0 |
| Forcible Rape | 1 | 0 |
| Forcible Sodomy | 0 | 0 |
| Sexual Assault W/Object | 0 | 0 |
| Forcible Fondling | 2 | 0 |
| Incest | 0 | 0 |
| Statutory Rape | 1 | 1 |
| Kidnaping/Abduction | 2 | 1 |
| Total | 155 | 75 |

TIBRS Group B Arrests

| Offense | Adult | Juvenile |
|-----------------------|------------|-----------|
| Bad Checks | 0 | 0 |
| Curfew/Vagrancy | 0 | 25 |
| Disorderly Conduct | 30 | 22 |
| DUI | 142 | 3 |
| Drunkenness | 52 | 0 |
| Family-Non Violent | 4 | 0 |
| Liquor Law Violations | 22 | 3 |
| Peeping Tom | 0 | 0 |
| Runaway | 0 | 4 |
| Trespass | 10 | 7 |
| All Other Offenses | 26 | 1 |
| Total Group B | 286 | 65 |

| TIBRS Group A Offenses | Offenses | | Arrests | |
|------------------------------------|--------------|------------|------------|------------|
| | Reported | Cleared | Adult | Juvenile |
| Crimes Against Persons | | | | |
| Murder | 1 | 1 | 1 | 0 |
| Negligent Manslaughter | 0 | 0 | 0 | 0 |
| Kidnaping/Abduction | 5 | 1 | 1 | 0 |
| Forcible Rape | 4 | 2 | 1 | 0 |
| Forcible Sodomy | 0 | 0 | 0 | 0 |
| Sexual Assault W/Object | 0 | 0 | 0 | 0 |
| Forcible Fondling | 4 | 3 | 0 | 0 |
| Incest | 0 | 0 | 0 | 0 |
| Statutory Rape | 1 | 1 | 1 | 0 |
| Aggravated Assault | 82 | 50 | 32 | 3 |
| Simple Assault | 195 | 138 | 89 | 12 |
| Intimidation | 61 | 22 | 6 | 1 |
| Stalking | 2 | 1 | 1 | 0 |
| Crimes Against Property | | | | |
| Arson | 1 | 0 | 0 | 0 |
| Bribery | 0 | 0 | 0 | 0 |
| Burglary | 147 | 9 | 5 | 2 |
| Counterfeiting/Forgery | 23 | 9 | 7 | 0 |
| Destruction/Damage/Vandalism | 186 | 42 | 13 | 5 |
| Embezzlement | 36 | 17 | 11 | 1 |
| Extortion/Blackmail | 0 | 0 | 0 | 0 |
| Fraud - False Pretenses | 47 | 16 | 6 | 0 |
| Fraud - Credit Card/ATM | 6 | 1 | 3 | 0 |
| Fraud - Impersonation | 28 | 21 | 15 | 1 |
| Fraud - Welfare | 0 | 0 | 0 | 0 |
| Fraud - Wire | 0 | 0 | 0 | 0 |
| Motor Vehicle Theft | 72 | 12 | 6 | 2 |
| Robbery | 36 | 12 | 13 | 3 |
| Stolen Property Offenses | 10 | 10 | 8 | 1 |
| Theft - Pocket-picking | 7 | 1 | 0 | 0 |
| Theft - Purse Snatching | 5 | 0 | 0 | 0 |
| Theft - Shoplifting | 343 | 289 | 217 | 122 |
| Theft From Building | 81 | 14 | 6 | 0 |
| Theft From Coin Machine | 5 | 2 | 3 | 0 |
| Theft From Motor Vehicle | 110 | 15 | 10 | 0 |
| Theft of Motor Vehicle Parts | 95 | 7 | 5 | 2 |
| Theft - All Other Larceny | 104 | 27 | 17 | 0 |
| Crimes Against Society | | | | |
| Drug/Narcotic Violations | 123 | 99 | 112 | 11 |
| Drug/Narcotic Equipment Violations | 65 | 57 | 23 | 1 |
| Gambling - Betting/Wagering | 0 | 0 | 0 | 0 |
| Gambling - Operating/Promoting | 0 | 0 | 0 | 0 |
| Gambling - Equipment Violations | 0 | 0 | 0 | 0 |
| Gambling - Sports Tampering | 0 | 0 | 0 | 0 |
| Pornography/Obscene Material | 1 | 0 | 0 | 0 |
| Prostitution | 1 | 1 | 1 | 0 |
| Prostitution Assisting/Promoting | 0 | 0 | 0 | 0 |
| Weapon Law Violations | 17 | 16 | 6 | 0 |
| Total Group A Offenses | 1,904 | 896 | 619 | 167 |



Gordonsville Police Department - 2007

2006 Population Estimate 1,285

Offense Overview

Offense Total 131
 Number Cleared 93
 Percent Cleared 70.99 %
 Group A Crimes per 100,000 population 10,194.6

Arrest Overview

Total Arrests 221
 Adult Arrests 203
 Juvenile Arrests 18
 Unknown Age 0
 Arrests per 100,000 population 17,198.4
 Average number offenses/incident 1.17

Domestic Violence Victims

| Offense | Total | Arrests |
|-------------------------|-----------|-----------|
| Murder | 0 | 0 |
| Aggravated Assault | 6 | 4 |
| Simple Assault | 5 | 2 |
| Intimidation | 4 | 3 |
| Stalking | 0 | 0 |
| Forcible Rape | 1 | 1 |
| Forcible Sodomy | 0 | 0 |
| Sexual Assault W/Object | 0 | 0 |
| Forcible Fondling | 1 | 1 |
| Incest | 0 | 0 |
| Statutory Rape | 0 | 0 |
| Kidnaping/Abduction | 1 | 1 |
| Total | 18 | 12 |

TIBRS Group B Arrests

| Offense | Adult | Juvenile |
|-----------------------|------------|-----------|
| Bad Checks | 52 | 0 |
| Curfew/Vagrancy | 0 | 1 |
| Disorderly Conduct | 0 | 0 |
| DUI | 32 | 0 |
| Drunkenness | 23 | 1 |
| Family-Non Violent | 0 | 0 |
| Liquor Law Violations | 22 | 10 |
| Peeping Tom | 0 | 0 |
| Runaway | 0 | 0 |
| Trespass | 0 | 0 |
| All Other Offenses | 6 | 0 |
| Total Group B | 135 | 12 |

| TIBRS Group A Offenses | Offenses | | Arrests | |
|------------------------------------|------------|-----------|-----------|----------|
| | Reported | Cleared | Adult | Juvenile |
| Crimes Against Persons | | | | |
| Murder | 0 | 0 | 0 | 0 |
| Negligent Manslaughter | 0 | 0 | 0 | 0 |
| Kidnaping/Abduction | 1 | 1 | 1 | 0 |
| Forcible Rape | 1 | 1 | 1 | 0 |
| Forcible Sodomy | 0 | 0 | 0 | 0 |
| Sexual Assault W/Object | 0 | 0 | 0 | 0 |
| Forcible Fondling | 3 | 1 | 1 | 0 |
| Incest | 0 | 0 | 0 | 0 |
| Statutory Rape | 0 | 0 | 0 | 0 |
| Aggravated Assault | 9 | 9 | 6 | 1 |
| Simple Assault | 7 | 6 | 6 | 0 |
| Intimidation | 7 | 4 | 3 | 0 |
| Stalking | 0 | 0 | 0 | 0 |
| Crimes Against Property | | | | |
| Arson | 0 | 0 | 0 | 0 |
| Bribery | 0 | 0 | 0 | 0 |
| Burglary | 5 | 3 | 2 | 0 |
| Counterfeiting/Forgery | 4 | 1 | 1 | 0 |
| Destruction/Damage/Vandalism | 4 | 2 | 0 | 2 |
| Embezzlement | 0 | 0 | 0 | 0 |
| Extortion/Blackmail | 0 | 0 | 0 | 0 |
| Fraud - False Pretenses | 4 | 1 | 0 | 0 |
| Fraud - Credit Card/ATM | 1 | 0 | 0 | 0 |
| Fraud - Impersonation | 1 | 1 | 1 | 0 |
| Fraud - Welfare | 0 | 0 | 0 | 0 |
| Fraud - Wire | 0 | 0 | 0 | 0 |
| Motor Vehicle Theft | 0 | 0 | 0 | 0 |
| Robbery | 0 | 0 | 0 | 0 |
| Stolen Property Offenses | 0 | 0 | 0 | 0 |
| Theft - Pocket-picking | 0 | 0 | 0 | 0 |
| Theft - Purse Snatching | 0 | 0 | 0 | 0 |
| Theft - Shoplifting | 1 | 1 | 1 | 0 |
| Theft From Building | 6 | 2 | 0 | 2 |
| Theft From Coin Machine | 2 | 0 | 0 | 0 |
| Theft From Motor Vehicle | 7 | 2 | 2 | 0 |
| Theft of Motor Vehicle Parts | 4 | 0 | 0 | 0 |
| Theft - All Other Larceny | 8 | 2 | 2 | 0 |
| Crimes Against Society | | | | |
| Drug/Narcotic Violations | 36 | 36 | 34 | 1 |
| Drug/Narcotic Equipment Violations | 15 | 15 | 4 | 0 |
| Gambling - Betting/Wagering | 0 | 0 | 0 | 0 |
| Gambling - Operating/Promoting | 0 | 0 | 0 | 0 |
| Gambling - Equipment Violations | 0 | 0 | 0 | 0 |
| Gambling - Sports Tampering | 0 | 0 | 0 | 0 |
| Pornography/Obscene Material | 0 | 0 | 0 | 0 |
| Prostitution | 0 | 0 | 0 | 0 |
| Prostitution Assisting/Promoting | 0 | 0 | 0 | 0 |
| Weapon Law Violations | 5 | 5 | 3 | 0 |
| Total Group A Offenses | 131 | 93 | 68 | 6 |



Grand Junction Police Department - 2007

2006 Population Estimate 313

Offense Overview

Offense Total 53
 Number Cleared 30
 Percent Cleared 56.60 %

Group A Crimes per 100,000 population 16,932.9

Arrest Overview

Total Arrests 47
 Adult Arrests 44
 Juvenile Arrests 3
 Unknown Age 0

Arrests per 100,000 population 15,016.0

Average number offenses/incident 1.00

Domestic Violence Victims

| Offense | Total | Arrests |
|-------------------------|----------|----------|
| Murder | 0 | 0 |
| Aggravated Assault | 1 | 1 |
| Simple Assault | 1 | 1 |
| Intimidation | 0 | 0 |
| Stalking | 0 | 0 |
| Forcible Rape | 0 | 0 |
| Forcible Sodomy | 0 | 0 |
| Sexual Assault W/Object | 0 | 0 |
| Forcible Fondling | 0 | 0 |
| Incest | 0 | 0 |
| Statutory Rape | 0 | 0 |
| Kidnaping/Abduction | 0 | 0 |
| Total | 2 | 2 |

TIBRS Group B Arrests

| Offense | Adult | Juvenile |
|-----------------------|-----------|----------|
| Bad Checks | 0 | 0 |
| Curfew/Vagrancy | 0 | 0 |
| Disorderly Conduct | 2 | 0 |
| DUI | 5 | 0 |
| Drunkenness | 2 | 0 |
| Family-Non Violent | 0 | 0 |
| Liquor Law Violations | 1 | 0 |
| Peeping Tom | 0 | 0 |
| Runaway | 0 | 0 |
| Trespass | 0 | 0 |
| All Other Offenses | 6 | 0 |
| Total Group B | 16 | 0 |

| TIBRS Group A Offenses | Offenses | | Arrests | |
|------------------------------------|-----------|-----------|-----------|----------|
| | Reported | Cleared | Adult | Juvenile |
| Crimes Against Persons | | | | |
| Murder | 0 | 0 | 0 | 0 |
| Negligent Manslaughter | 0 | 0 | 0 | 0 |
| Kidnaping/Abduction | 0 | 0 | 0 | 0 |
| Forcible Rape | 0 | 0 | 0 | 0 |
| Forcible Sodomy | 0 | 0 | 0 | 0 |
| Sexual Assault W/Object | 0 | 0 | 0 | 0 |
| Forcible Fondling | 0 | 0 | 0 | 0 |
| Incest | 0 | 0 | 0 | 0 |
| Statutory Rape | 0 | 0 | 0 | 0 |
| Aggravated Assault | 3 | 2 | 2 | 0 |
| Simple Assault | 4 | 1 | 1 | 0 |
| Intimidation | 1 | 0 | 0 | 0 |
| Stalking | 1 | 0 | 0 | 0 |
| Crimes Against Property | | | | |
| Arson | 0 | 0 | 0 | 0 |
| Bribery | 0 | 0 | 0 | 0 |
| Burglary | 3 | 1 | 1 | 0 |
| Counterfeiting/Forgery | 3 | 0 | 0 | 0 |
| Destruction/Damage/Vandalism | 1 | 0 | 0 | 0 |
| Embezzlement | 1 | 0 | 0 | 0 |
| Extortion/Blackmail | 0 | 0 | 0 | 0 |
| Fraud - False Pretenses | 0 | 0 | 0 | 0 |
| Fraud - Credit Card/ATM | 0 | 0 | 0 | 0 |
| Fraud - Impersonation | 0 | 0 | 0 | 0 |
| Fraud - Welfare | 0 | 0 | 0 | 0 |
| Fraud - Wire | 0 | 0 | 0 | 0 |
| Motor Vehicle Theft | 1 | 1 | 1 | 0 |
| Robbery | 2 | 2 | 0 | 2 |
| Stolen Property Offenses | 0 | 0 | 0 | 0 |
| Theft - Pocket-picking | 0 | 0 | 0 | 0 |
| Theft - Purse Snatching | 2 | 0 | 0 | 0 |
| Theft - Shoplifting | 1 | 0 | 0 | 0 |
| Theft From Building | 1 | 0 | 0 | 0 |
| Theft From Coin Machine | 0 | 0 | 0 | 0 |
| Theft From Motor Vehicle | 1 | 0 | 0 | 0 |
| Theft of Motor Vehicle Parts | 0 | 0 | 0 | 0 |
| Theft - All Other Larceny | 6 | 1 | 1 | 0 |
| Crimes Against Society | | | | |
| Drug/Narcotic Violations | 11 | 11 | 11 | 0 |
| Drug/Narcotic Equipment Violations | 10 | 10 | 11 | 0 |
| Gambling - Betting/Wagering | 0 | 0 | 0 | 0 |
| Gambling - Operating/Promoting | 0 | 0 | 0 | 0 |
| Gambling - Equipment Violations | 0 | 0 | 0 | 0 |
| Gambling - Sports Tampering | 0 | 0 | 0 | 0 |
| Pornography/Obscene Material | 0 | 0 | 0 | 0 |
| Prostitution | 0 | 0 | 0 | 0 |
| Prostitution Assisting/Promoting | 0 | 0 | 0 | 0 |
| Weapon Law Violations | 1 | 1 | 0 | 1 |
| Total Group A Offenses | 53 | 30 | 28 | 3 |



Greenville Police Department - 2007

2006 Population Estimate 1,436

Offense Overview

Offense Total 134
 Number Cleared 49
 Percent Cleared 36.57 %

Group A Crimes per 100,000 population 9,331.5

Arrest Overview

Total Arrests 80
 Adult Arrests 76
 Juvenile Arrests 4
 Unknown Age 0

Arrests per 100,000 population 5,571.0

Average number offenses/incident 1.14

Domestic Violence Victims

| Offense | Total | Arrests |
|-------------------------|-----------|----------|
| Murder | 0 | 0 |
| Aggravated Assault | 2 | 2 |
| Simple Assault | 4 | 4 |
| Intimidation | 7 | 1 |
| Stalking | 0 | 0 |
| Forcible Rape | 0 | 0 |
| Forcible Sodomy | 0 | 0 |
| Sexual Assault W/Object | 0 | 0 |
| Forcible Fondling | 0 | 0 |
| Incest | 0 | 0 |
| Statutory Rape | 0 | 0 |
| Kidnaping/Abduction | 0 | 0 |
| Total | 13 | 7 |

TIBRS Group B Arrests

| Offense | Adult | Juvenile |
|-----------------------|-----------|----------|
| Bad Checks | 0 | 0 |
| Curfew/Vagrancy | 0 | 0 |
| Disorderly Conduct | 7 | 0 |
| DUI | 13 | 0 |
| Drunkenness | 13 | 0 |
| Family-Non Violent | 0 | 0 |
| Liquor Law Violations | 0 | 3 |
| Peeping Tom | 0 | 0 |
| Runaway | 0 | 0 |
| Trespass | 0 | 0 |
| All Other Offenses | 2 | 1 |
| Total Group B | 35 | 4 |

| TIBRS Group A Offenses | Offenses | | Arrests | |
|------------------------------------|------------|-----------|-----------|----------|
| | Reported | Cleared | Adult | Juvenile |
| Crimes Against Persons | | | | |
| Murder | 0 | 0 | 0 | 0 |
| Negligent Manslaughter | 0 | 0 | 0 | 0 |
| Kidnaping/Abduction | 0 | 0 | 0 | 0 |
| Forcible Rape | 0 | 0 | 0 | 0 |
| Forcible Sodomy | 0 | 0 | 0 | 0 |
| Sexual Assault W/Object | 0 | 0 | 0 | 0 |
| Forcible Fondling | 0 | 0 | 0 | 0 |
| Incest | 0 | 0 | 0 | 0 |
| Statutory Rape | 0 | 0 | 0 | 0 |
| Aggravated Assault | 10 | 5 | 4 | 0 |
| Simple Assault | 13 | 5 | 5 | 0 |
| Intimidation | 24 | 4 | 3 | 0 |
| Stalking | 0 | 0 | 0 | 0 |
| Crimes Against Property | | | | |
| Arson | 0 | 0 | 0 | 0 |
| Bribery | 0 | 0 | 0 | 0 |
| Burglary | 5 | 0 | 0 | 0 |
| Counterfeiting/Forgery | 0 | 0 | 0 | 0 |
| Destruction/Damage/Vandalism | 19 | 0 | 0 | 0 |
| Embezzlement | 0 | 0 | 0 | 0 |
| Extortion/Blackmail | 0 | 0 | 0 | 0 |
| Fraud - False Pretenses | 1 | 0 | 0 | 0 |
| Fraud - Credit Card/ATM | 0 | 0 | 0 | 0 |
| Fraud - Impersonation | 0 | 0 | 0 | 0 |
| Fraud - Welfare | 0 | 0 | 0 | 0 |
| Fraud - Wire | 0 | 0 | 0 | 0 |
| Motor Vehicle Theft | 5 | 4 | 5 | 0 |
| Robbery | 0 | 0 | 0 | 0 |
| Stolen Property Offenses | 0 | 0 | 0 | 0 |
| Theft - Pocket-picking | 0 | 0 | 0 | 0 |
| Theft - Purse Snatching | 0 | 0 | 0 | 0 |
| Theft - Shoplifting | 0 | 0 | 0 | 0 |
| Theft From Building | 20 | 1 | 1 | 0 |
| Theft From Coin Machine | 0 | 0 | 0 | 0 |
| Theft From Motor Vehicle | 4 | 0 | 0 | 0 |
| Theft of Motor Vehicle Parts | 0 | 0 | 0 | 0 |
| Theft - All Other Larceny | 3 | 0 | 0 | 0 |
| Crimes Against Society | | | | |
| Drug/Narcotic Violations | 18 | 18 | 19 | 0 |
| Drug/Narcotic Equipment Violations | 12 | 12 | 4 | 0 |
| Gambling - Betting/Wagering | 0 | 0 | 0 | 0 |
| Gambling - Operating/Promoting | 0 | 0 | 0 | 0 |
| Gambling - Equipment Violations | 0 | 0 | 0 | 0 |
| Gambling - Sports Tampering | 0 | 0 | 0 | 0 |
| Pornography/Obscene Material | 0 | 0 | 0 | 0 |
| Prostitution | 0 | 0 | 0 | 0 |
| Prostitution Assisting/Promoting | 0 | 0 | 0 | 0 |
| Weapon Law Violations | 0 | 0 | 0 | 0 |
| Total Group A Offenses | 134 | 49 | 41 | 0 |



Greenbrier Police Department - 2007

2006 Population Estimate **6,236**

Offense Overview

Offense Total 443
 Number Cleared 187
 Percent Cleared 42.21 %

Group A Crimes per 100,000
 population 7,103.9

Arrest Overview

Total Arrests 220
 Adult Arrests 157
 Juvenile Arrests 63
 Unknown Age 0

Arrests per 100,000 population 3,527.9

Average number offenses/incident 1.09

Domestic Violence Victims

| Offense | Total | Arrests |
|-------------------------|-----------|-----------|
| Murder | 0 | 0 |
| Aggravated Assault | 11 | 7 |
| Simple Assault | 46 | 34 |
| Intimidation | 8 | 2 |
| Stalking | 2 | 0 |
| Forcible Rape | 0 | 0 |
| Forcible Sodomy | 1 | 1 |
| Sexual Assault W/Object | 0 | 0 |
| Forcible Fondling | 4 | 4 |
| Incest | 0 | 0 |
| Statutory Rape | 0 | 0 |
| Kidnaping/Abduction | 1 | 1 |
| Total | 73 | 49 |

TIBRS Group B Arrests

| Offense | Adult | Juvenile |
|-----------------------|-----------|-----------|
| Bad Checks | 0 | 0 |
| Curfew/Vagrancy | 0 | 1 |
| Disorderly Conduct | 2 | 0 |
| DUI | 31 | 0 |
| Drunkenness | 9 | 0 |
| Family-Non Violent | 0 | 0 |
| Liquor Law Violations | 6 | 2 |
| Peeping Tom | 0 | 0 |
| Runaway | 0 | 3 |
| Trespass | 0 | 1 |
| All Other Offenses | 17 | 6 |
| Total Group B | 65 | 13 |

| TIBRS Group A Offenses | Offenses | | Arrests | |
|------------------------------------|------------|------------|-----------|-----------|
| | Reported | Cleared | Adult | Juvenile |
| Crimes Against Persons | | | | |
| Murder | 0 | 0 | 0 | 0 |
| Negligent Manslaughter | 0 | 0 | 0 | 0 |
| Kidnaping/Abduction | 5 | 5 | 5 | 0 |
| Forcible Rape | 0 | 0 | 0 | 0 |
| Forcible Sodomy | 2 | 2 | 1 | 1 |
| Sexual Assault W/Object | 0 | 0 | 0 | 0 |
| Forcible Fondling | 7 | 7 | 2 | 3 |
| Incest | 0 | 0 | 0 | 0 |
| Statutory Rape | 1 | 0 | 0 | 0 |
| Aggravated Assault | 26 | 25 | 5 | 12 |
| Simple Assault | 78 | 49 | 30 | 9 |
| Intimidation | 33 | 5 | 3 | 1 |
| Stalking | 8 | 1 | 1 | 0 |
| Crimes Against Property | | | | |
| Arson | 1 | 1 | 1 | 0 |
| Bribery | 0 | 0 | 0 | 0 |
| Burglary | 40 | 11 | 3 | 4 |
| Counterfeiting/Forgery | 0 | 0 | 0 | 0 |
| Destruction/Damage/Vandalism | 80 | 16 | 13 | 7 |
| Embezzlement | 0 | 0 | 0 | 0 |
| Extortion/Blackmail | 0 | 0 | 0 | 0 |
| Fraud - False Pretenses | 4 | 1 | 0 | 0 |
| Fraud - Credit Card/ATM | 2 | 0 | 0 | 0 |
| Fraud - Impersonation | 3 | 2 | 2 | 0 |
| Fraud - Welfare | 0 | 0 | 0 | 0 |
| Fraud - Wire | 3 | 2 | 0 | 0 |
| Motor Vehicle Theft | 9 | 4 | 2 | 0 |
| Robbery | 3 | 2 | 2 | 1 |
| Stolen Property Offenses | 1 | 1 | 1 | 0 |
| Theft - Pocket-picking | 0 | 0 | 0 | 0 |
| Theft - Purse Snatching | 0 | 0 | 0 | 0 |
| Theft - Shoplifting | 6 | 1 | 0 | 0 |
| Theft From Building | 18 | 2 | 0 | 1 |
| Theft From Coin Machine | 5 | 1 | 3 | 0 |
| Theft From Motor Vehicle | 25 | 1 | 0 | 0 |
| Theft of Motor Vehicle Parts | 17 | 3 | 0 | 3 |
| Theft - All Other Larceny | 27 | 6 | 2 | 0 |
| Crimes Against Society | | | | |
| Drug/Narcotic Violations | 23 | 23 | 14 | 6 |
| Drug/Narcotic Equipment Violations | 14 | 14 | 2 | 2 |
| Gambling - Betting/Wagering | 0 | 0 | 0 | 0 |
| Gambling - Operating/Promoting | 0 | 0 | 0 | 0 |
| Gambling - Equipment Violations | 0 | 0 | 0 | 0 |
| Gambling - Sports Tampering | 0 | 0 | 0 | 0 |
| Pornography/Obscene Material | 2 | 2 | 0 | 0 |
| Prostitution | 0 | 0 | 0 | 0 |
| Prostitution Assisting/Promoting | 0 | 0 | 0 | 0 |
| Weapon Law Violations | 0 | 0 | 0 | 0 |
| Total Group A Offenses | 443 | 187 | 92 | 50 |



Greenville Police Department - 2007

2006 Population Estimate **15,537**

Offense Overview

Offense Total 2,051
 Number Cleared 455
 Percent Cleared 22.18 %

Group A Crimes per 100,000
 population 13,200.7

Arrest Overview

Total Arrests 755
 Adult Arrests 704
 Juvenile Arrests 51
 Unknown Age 0

Arrests per 100,000 population 4,859.4

Average number offenses/incident 1.13

Domestic Violence Victims

| Offense | Total | Arrests |
|-------------------------|------------|------------|
| Murder | 0 | 0 |
| Aggravated Assault | 4 | 3 |
| Simple Assault | 181 | 124 |
| Intimidation | 2 | 0 |
| Stalking | 1 | 0 |
| Forcible Rape | 1 | 0 |
| Forcible Sodomy | 0 | 0 |
| Sexual Assault W/Object | 0 | 0 |
| Forcible Fondling | 0 | 0 |
| Incest | 0 | 0 |
| Statutory Rape | 0 | 0 |
| Kidnaping/Abduction | 2 | 1 |
| Total | 191 | 128 |

TIBRS Group B Arrests

| Offense | Adult | Juvenile |
|-----------------------|------------|-----------|
| Bad Checks | 0 | 0 |
| Curfew/Vagrancy | 0 | 0 |
| Disorderly Conduct | 2 | 0 |
| DUI | 91 | 1 |
| Drunkenness | 121 | 0 |
| Family-Non Violent | 0 | 0 |
| Liquor Law Violations | 10 | 2 |
| Peeping Tom | 0 | 0 |
| Runaway | 0 | 4 |
| Trespass | 7 | 0 |
| All Other Offenses | 114 | 5 |
| Total Group B | 345 | 12 |

| TIBRS Group A Offenses | Offenses | | Arrests | |
|------------------------------------|--------------|------------|------------|-----------|
| | Reported | Cleared | Adult | Juvenile |
| Crimes Against Persons | | | | |
| Murder | 0 | 0 | 0 | 0 |
| Negligent Manslaughter | 0 | 0 | 0 | 0 |
| Kidnaping/Abduction | 2 | 2 | 1 | 0 |
| Forcible Rape | 5 | 1 | 0 | 0 |
| Forcible Sodomy | 2 | 0 | 0 | 0 |
| Sexual Assault W/Object | 1 | 1 | 0 | 0 |
| Forcible Fondling | 3 | 1 | 0 | 0 |
| Incest | 0 | 0 | 0 | 0 |
| Statutory Rape | 2 | 0 | 0 | 0 |
| Aggravated Assault | 44 | 20 | 14 | 2 |
| Simple Assault | 333 | 155 | 130 | 11 |
| Intimidation | 67 | 3 | 0 | 0 |
| Stalking | 6 | 1 | 1 | 0 |
| Crimes Against Property | | | | |
| Arson | 4 | 0 | 0 | 0 |
| Bribery | 0 | 0 | 0 | 0 |
| Burglary | 171 | 19 | 15 | 3 |
| Counterfeiting/Forgery | 175 | 17 | 8 | 1 |
| Destruction/Damage/Vandalism | 196 | 11 | 3 | 4 |
| Embezzlement | 17 | 5 | 2 | 0 |
| Extortion/Blackmail | 0 | 0 | 0 | 0 |
| Fraud - False Pretenses | 209 | 22 | 7 | 0 |
| Fraud - Credit Card/ATM | 28 | 3 | 1 | 0 |
| Fraud - Impersonation | 9 | 4 | 6 | 0 |
| Fraud - Welfare | 1 | 0 | 0 | 0 |
| Fraud - Wire | 3 | 0 | 0 | 0 |
| Motor Vehicle Theft | 42 | 4 | 3 | 0 |
| Robbery | 22 | 6 | 7 | 0 |
| Stolen Property Offenses | 1 | 1 | 1 | 0 |
| Theft - Pocket-picking | 0 | 0 | 0 | 0 |
| Theft - Purse Snatching | 2 | 0 | 0 | 0 |
| Theft - Shoplifting | 146 | 77 | 75 | 11 |
| Theft From Building | 150 | 16 | 7 | 1 |
| Theft From Coin Machine | 5 | 0 | 0 | 0 |
| Theft From Motor Vehicle | 100 | 5 | 3 | 1 |
| Theft of Motor Vehicle Parts | 62 | 1 | 1 | 0 |
| Theft - All Other Larceny | 175 | 12 | 6 | 3 |
| Crimes Against Society | | | | |
| Drug/Narcotic Violations | 44 | 44 | 45 | 1 |
| Drug/Narcotic Equipment Violations | 21 | 21 | 21 | 0 |
| Gambling - Betting/Wagering | 0 | 0 | 0 | 0 |
| Gambling - Operating/Promoting | 0 | 0 | 0 | 0 |
| Gambling - Equipment Violations | 0 | 0 | 0 | 0 |
| Gambling - Sports Tampering | 0 | 0 | 0 | 0 |
| Pornography/Obscene Material | 1 | 1 | 1 | 0 |
| Prostitution | 0 | 0 | 0 | 0 |
| Prostitution Assisting/Promoting | 0 | 0 | 0 | 0 |
| Weapon Law Violations | 2 | 2 | 1 | 1 |
| Total Group A Offenses | 2,051 | 455 | 359 | 39 |



Greenfield Police Department - 2007

2006 Population Estimate 2,049

Offense Overview

Offense Total 98
 Number Cleared 57
 Percent Cleared 58.16 %

Group A Crimes per 100,000 population 4,782.8

Arrest Overview

Total Arrests 88
 Adult Arrests 81
 Juvenile Arrests 7
 Unknown Age 0

Arrests per 100,000 population 4,294.8

Average number offenses/incident 1.13

Domestic Violence Victims

| Offense | Total | Arrests |
|-------------------------|-----------|----------|
| Murder | 0 | 0 |
| Aggravated Assault | 2 | 2 |
| Simple Assault | 6 | 4 |
| Intimidation | 3 | 0 |
| Stalking | 0 | 0 |
| Forcible Rape | 0 | 0 |
| Forcible Sodomy | 0 | 0 |
| Sexual Assault W/Object | 0 | 0 |
| Forcible Fondling | 0 | 0 |
| Incest | 0 | 0 |
| Statutory Rape | 0 | 0 |
| Kidnaping/Abduction | 0 | 0 |
| Total | 11 | 6 |

TIBRS Group B Arrests

| Offense | Adult | Juvenile |
|-----------------------|-----------|----------|
| Bad Checks | 0 | 0 |
| Curfew/Vagrancy | 0 | 4 |
| Disorderly Conduct | 2 | 0 |
| DUI | 11 | 0 |
| Drunkenness | 4 | 0 |
| Family-Non Violent | 0 | 0 |
| Liquor Law Violations | 1 | 0 |
| Peeping Tom | 0 | 0 |
| Runaway | 0 | 0 |
| Trespass | 2 | 0 |
| All Other Offenses | 11 | 1 |
| Total Group B | 31 | 5 |

| TIBRS Group A Offenses | Offenses | | Arrests | |
|------------------------------------|-----------|-----------|-----------|----------|
| | Reported | Cleared | Adult | Juvenile |
| Crimes Against Persons | | | | |
| Murder | 0 | 0 | 0 | 0 |
| Negligent Manslaughter | 0 | 0 | 0 | 0 |
| Kidnaping/Abduction | 0 | 0 | 0 | 0 |
| Forcible Rape | 0 | 0 | 0 | 0 |
| Forcible Sodomy | 0 | 0 | 0 | 0 |
| Sexual Assault W/Object | 0 | 0 | 0 | 0 |
| Forcible Fondling | 1 | 1 | 1 | 0 |
| Incest | 0 | 0 | 0 | 0 |
| Statutory Rape | 0 | 0 | 0 | 0 |
| Aggravated Assault | 6 | 5 | 6 | 0 |
| Simple Assault | 8 | 5 | 5 | 0 |
| Intimidation | 7 | 0 | 0 | 0 |
| Stalking | 1 | 0 | 0 | 0 |
| Crimes Against Property | | | | |
| Arson | 0 | 0 | 0 | 0 |
| Bribery | 0 | 0 | 0 | 0 |
| Burglary | 2 | 0 | 0 | 0 |
| Counterfeiting/Forgery | 6 | 3 | 3 | 0 |
| Destruction/Damage/Vandalism | 5 | 0 | 0 | 0 |
| Embezzlement | 1 | 1 | 1 | 0 |
| Extortion/Blackmail | 0 | 0 | 0 | 0 |
| Fraud - False Pretenses | 0 | 0 | 0 | 0 |
| Fraud - Credit Card/ATM | 0 | 0 | 0 | 0 |
| Fraud - Impersonation | 1 | 1 | 1 | 0 |
| Fraud - Welfare | 1 | 0 | 0 | 0 |
| Fraud - Wire | 0 | 0 | 0 | 0 |
| Motor Vehicle Theft | 4 | 2 | 2 | 0 |
| Robbery | 0 | 0 | 0 | 0 |
| Stolen Property Offenses | 0 | 0 | 0 | 0 |
| Theft - Pocket-picking | 0 | 0 | 0 | 0 |
| Theft - Purse Snatching | 1 | 1 | 1 | 0 |
| Theft - Shoplifting | 2 | 2 | 2 | 0 |
| Theft From Building | 1 | 1 | 0 | 1 |
| Theft From Coin Machine | 0 | 0 | 0 | 0 |
| Theft From Motor Vehicle | 3 | 0 | 0 | 0 |
| Theft of Motor Vehicle Parts | 0 | 0 | 0 | 0 |
| Theft - All Other Larceny | 17 | 5 | 5 | 1 |
| Crimes Against Society | | | | |
| Drug/Narcotic Violations | 21 | 21 | 22 | 0 |
| Drug/Narcotic Equipment Violations | 9 | 9 | 1 | 0 |
| Gambling - Betting/Wagering | 0 | 0 | 0 | 0 |
| Gambling - Operating/Promoting | 0 | 0 | 0 | 0 |
| Gambling - Equipment Violations | 0 | 0 | 0 | 0 |
| Gambling - Sports Tampering | 0 | 0 | 0 | 0 |
| Pornography/Obscene Material | 0 | 0 | 0 | 0 |
| Prostitution | 0 | 0 | 0 | 0 |
| Prostitution Assisting/Promoting | 0 | 0 | 0 | 0 |
| Weapon Law Violations | 1 | 0 | 0 | 0 |
| Total Group A Offenses | 98 | 57 | 50 | 2 |



2006 Population Estimate 2,214

Offense Overview

Offense Total 147
Number Cleared 91
Percent Cleared 61.90 %

Group A Crimes per 100,000 population 6,639.6

Arrest Overview

Total Arrests 77
Adult Arrests 64
Juvenile Arrests 13
Unknown Age 0

Arrests per 100,000 population 3,477.9

Average number offenses/incident 1.20

Domestic Violence Victims

| Offense | Total | Arrests |
|-------------------------|-----------|-----------|
| Murder | 0 | 0 |
| Aggravated Assault | 4 | 4 |
| Simple Assault | 13 | 9 |
| Intimidation | 0 | 0 |
| Stalking | 0 | 0 |
| Forcible Rape | 0 | 0 |
| Forcible Sodomy | 0 | 0 |
| Sexual Assault W/Object | 0 | 0 |
| Forcible Fondling | 0 | 0 |
| Incest | 0 | 0 |
| Statutory Rape | 0 | 0 |
| Kidnaping/Abduction | 0 | 0 |
| Total | 17 | 13 |

TIBRS Group B Arrests

| Offense | Adult | Juvenile |
|-----------------------|-----------|----------|
| Bad Checks | 0 | 0 |
| Curfew/Vagrancy | 0 | 0 |
| Disorderly Conduct | 1 | 0 |
| DUI | 4 | 0 |
| Drunkenness | 1 | 0 |
| Family-Non Violent | 0 | 0 |
| Liquor Law Violations | 0 | 0 |
| Peeping Tom | 0 | 0 |
| Runaway | 0 | 0 |
| Trespass | 2 | 0 |
| All Other Offenses | 5 | 0 |
| Total Group B | 13 | 0 |

| TIBRS Group A Offenses | Offenses | | Arrests | |
|------------------------------------|------------|-----------|-----------|-----------|
| | Reported | Cleared | Adult | Juvenile |
| Crimes Against Persons | | | | |
| Murder | 0 | 0 | 0 | 0 |
| Negligent Manslaughter | 0 | 0 | 0 | 0 |
| Kidnaping/Abduction | 0 | 0 | 0 | 0 |
| Forcible Rape | 0 | 0 | 0 | 0 |
| Forcible Sodomy | 0 | 0 | 0 | 0 |
| Sexual Assault W/Object | 0 | 0 | 0 | 0 |
| Forcible Fondling | 0 | 0 | 0 | 0 |
| Incest | 0 | 0 | 0 | 0 |
| Statutory Rape | 1 | 1 | 0 | 1 |
| Aggravated Assault | 11 | 8 | 9 | 0 |
| Simple Assault | 20 | 14 | 11 | 2 |
| Intimidation | 5 | 3 | 2 | 0 |
| Stalking | 0 | 0 | 0 | 0 |
| Crimes Against Property | | | | |
| Arson | 0 | 0 | 0 | 0 |
| Bribery | 0 | 0 | 0 | 0 |
| Burglary | 27 | 4 | 4 | 0 |
| Counterfeiting/Forgery | 17 | 17 | 7 | 0 |
| Destruction/Damage/Vandalism | 9 | 5 | 0 | 8 |
| Embezzlement | 3 | 2 | 2 | 0 |
| Extortion/Blackmail | 0 | 0 | 0 | 0 |
| Fraud - False Pretenses | 17 | 17 | 0 | 0 |
| Fraud - Credit Card/ATM | 0 | 0 | 0 | 0 |
| Fraud - Impersonation | 0 | 0 | 0 | 0 |
| Fraud - Welfare | 0 | 0 | 0 | 0 |
| Fraud - Wire | 0 | 0 | 0 | 0 |
| Motor Vehicle Theft | 4 | 0 | 0 | 0 |
| Robbery | 2 | 1 | 1 | 0 |
| Stolen Property Offenses | 0 | 0 | 0 | 0 |
| Theft - Pocket-picking | 0 | 0 | 0 | 0 |
| Theft - Purse Snatching | 0 | 0 | 0 | 0 |
| Theft - Shoplifting | 1 | 1 | 1 | 0 |
| Theft From Building | 4 | 0 | 0 | 0 |
| Theft From Coin Machine | 1 | 0 | 0 | 0 |
| Theft From Motor Vehicle | 3 | 1 | 0 | 1 |
| Theft of Motor Vehicle Parts | 1 | 0 | 0 | 0 |
| Theft - All Other Larceny | 6 | 2 | 2 | 0 |
| Crimes Against Society | | | | |
| Drug/Narcotic Violations | 12 | 12 | 11 | 1 |
| Drug/Narcotic Equipment Violations | 3 | 3 | 1 | 0 |
| Gambling - Betting/Wagering | 0 | 0 | 0 | 0 |
| Gambling - Operating/Promoting | 0 | 0 | 0 | 0 |
| Gambling - Equipment Violations | 0 | 0 | 0 | 0 |
| Gambling - Sports Tampering | 0 | 0 | 0 | 0 |
| Pornography/Obscene Material | 0 | 0 | 0 | 0 |
| Prostitution | 0 | 0 | 0 | 0 |
| Prostitution Assisting/Promoting | 0 | 0 | 0 | 0 |
| Weapon Law Violations | 0 | 0 | 0 | 0 |
| Total Group A Offenses | 147 | 91 | 51 | 13 |



Harriman Police Department - 2007

2006 Population Estimate 6,717

Offense Overview

Offense Total 902
 Number Cleared 391
 Percent Cleared 43.35 %
 Group A Crimes per 100,000 population 13,428.6

Arrest Overview

Total Arrests 481
 Adult Arrests 474
 Juvenile Arrests 7
 Unknown Age 0
 Arrests per 100,000 population 7,160.9
 Average number offenses/incident 1.11

Domestic Violence Victims

| Offense | Total | Arrests |
|-------------------------|-----------|-----------|
| Murder | 0 | 0 |
| Aggravated Assault | 12 | 10 |
| Simple Assault | 51 | 40 |
| Intimidation | 5 | 1 |
| Stalking | 0 | 0 |
| Forcible Rape | 0 | 0 |
| Forcible Sodomy | 2 | 0 |
| Sexual Assault W/Object | 0 | 0 |
| Forcible Fondling | 0 | 0 |
| Incest | 0 | 0 |
| Statutory Rape | 1 | 0 |
| Kidnaping/Abduction | 0 | 0 |
| Total | 71 | 51 |

TIBRS Group B Arrests

| Offense | Adult | Juvenile |
|-----------------------|------------|----------|
| Bad Checks | 2 | 0 |
| Curfew/Vagrancy | 0 | 0 |
| Disorderly Conduct | 13 | 1 |
| DUI | 27 | 0 |
| Drunkenness | 44 | 0 |
| Family-Non Violent | 2 | 0 |
| Liquor Law Violations | 14 | 0 |
| Peeping Tom | 0 | 0 |
| Runaway | 0 | 0 |
| Trespass | 7 | 0 |
| All Other Offenses | 19 | 0 |
| Total Group B | 128 | 1 |

| TIBRS Group A Offenses | Offenses | | Arrests | |
|------------------------------------|------------|------------|------------|----------|
| | Reported | Cleared | Adult | Juvenile |
| Crimes Against Persons | | | | |
| Murder | 0 | 0 | 0 | 0 |
| Negligent Manslaughter | 0 | 0 | 0 | 0 |
| Kidnaping/Abduction | 2 | 0 | 0 | 0 |
| Forcible Rape | 1 | 1 | 1 | 1 |
| Forcible Sodomy | 3 | 3 | 1 | 1 |
| Sexual Assault W/Object | 0 | 0 | 0 | 0 |
| Forcible Fondling | 4 | 3 | 2 | 0 |
| Incest | 0 | 0 | 0 | 0 |
| Statutory Rape | 1 | 0 | 1 | 0 |
| Aggravated Assault | 27 | 14 | 14 | 1 |
| Simple Assault | 83 | 53 | 52 | 0 |
| Intimidation | 29 | 3 | 2 | 0 |
| Stalking | 0 | 0 | 0 | 0 |
| Crimes Against Property | | | | |
| Arson | 7 | 0 | 0 | 0 |
| Bribery | 0 | 0 | 0 | 0 |
| Burglary | 60 | 13 | 12 | 1 |
| Counterfeiting/Forgery | 23 | 6 | 4 | 0 |
| Destruction/Damage/Vandalism | 128 | 16 | 6 | 0 |
| Embezzlement | 7 | 5 | 2 | 0 |
| Extortion/Blackmail | 0 | 0 | 0 | 0 |
| Fraud - False Pretenses | 12 | 3 | 2 | 0 |
| Fraud - Credit Card/ATM | 7 | 1 | 1 | 0 |
| Fraud - Impersonation | 12 | 6 | 7 | 0 |
| Fraud - Welfare | 0 | 0 | 0 | 0 |
| Fraud - Wire | 0 | 0 | 0 | 0 |
| Motor Vehicle Theft | 22 | 11 | 6 | 1 |
| Robbery | 7 | 2 | 2 | 0 |
| Stolen Property Offenses | 1 | 1 | 1 | 0 |
| Theft - Pocket-picking | 4 | 0 | 0 | 0 |
| Theft - Purse Snatching | 0 | 0 | 0 | 0 |
| Theft - Shoplifting | 54 | 37 | 37 | 0 |
| Theft From Building | 91 | 16 | 17 | 0 |
| Theft From Coin Machine | 3 | 0 | 0 | 0 |
| Theft From Motor Vehicle | 52 | 7 | 4 | 0 |
| Theft of Motor Vehicle Parts | 18 | 1 | 1 | 0 |
| Theft - All Other Larceny | 68 | 14 | 16 | 0 |
| Crimes Against Society | | | | |
| Drug/Narcotic Violations | 112 | 111 | 116 | 0 |
| Drug/Narcotic Equipment Violations | 56 | 56 | 33 | 1 |
| Gambling - Betting/Wagering | 0 | 0 | 0 | 0 |
| Gambling - Operating/Promoting | 0 | 0 | 0 | 0 |
| Gambling - Equipment Violations | 0 | 0 | 0 | 0 |
| Gambling - Sports Tampering | 0 | 0 | 0 | 0 |
| Pornography/Obscene Material | 0 | 0 | 0 | 0 |
| Prostitution | 0 | 0 | 0 | 0 |
| Prostitution Assisting/Promoting | 0 | 0 | 0 | 0 |
| Weapon Law Violations | 8 | 8 | 6 | 0 |
| Total Group A Offenses | 902 | 391 | 346 | 6 |



Henderson Police Department - 2007

2006 Population Estimate **6,235**

Offense Overview

Offense Total 583
 Number Cleared 205
 Percent Cleared 35.16 %

Group A Crimes per 100,000
 population 9,350.4

Arrest Overview

Total Arrests 271
 Adult Arrests 214
 Juvenile Arrests 57
 Unknown Age 0

Arrests per 100,000 population 4,346.4

Average number offenses/incident 1.07

Domestic Violence Victims

| Offense | Total | Arrests |
|-------------------------|-----------|-----------|
| Murder | 0 | 0 |
| Aggravated Assault | 6 | 2 |
| Simple Assault | 8 | 7 |
| Intimidation | 2 | 0 |
| Stalking | 1 | 1 |
| Forcible Rape | 1 | 1 |
| Forcible Sodomy | 0 | 0 |
| Sexual Assault W/Object | 0 | 0 |
| Forcible Fondling | 0 | 0 |
| Incest | 0 | 0 |
| Statutory Rape | 0 | 0 |
| Kidnaping/Abduction | 0 | 0 |
| Total | 18 | 11 |

TIBRS Group B Arrests

| Offense | Adult | Juvenile |
|-----------------------|-----------|-----------|
| Bad Checks | 0 | 0 |
| Curfew/Vagrancy | 0 | 0 |
| Disorderly Conduct | 5 | 1 |
| DUI | 29 | 2 |
| Drunkenness | 18 | 0 |
| Family-Non Violent | 3 | 0 |
| Liquor Law Violations | 13 | 13 |
| Peeping Tom | 0 | 0 |
| Runaway | 0 | 1 |
| Trespass | 1 | 0 |
| All Other Offenses | 9 | 1 |
| Total Group B | 78 | 18 |

| TIBRS Group A Offenses | Offenses | | Arrests | |
|------------------------------------|------------|------------|------------|-----------|
| | Reported | Cleared | Adult | Juvenile |
| Crimes Against Persons | | | | |
| Murder | 1 | 0 | 0 | 0 |
| Negligent Manslaughter | 0 | 0 | 0 | 0 |
| Kidnaping/Abduction | 0 | 0 | 0 | 0 |
| Forcible Rape | 2 | 2 | 1 | 1 |
| Forcible Sodomy | 0 | 0 | 0 | 0 |
| Sexual Assault W/Object | 0 | 0 | 0 | 0 |
| Forcible Fondling | 2 | 1 | 0 | 1 |
| Incest | 0 | 0 | 0 | 0 |
| Statutory Rape | 0 | 0 | 0 | 0 |
| Aggravated Assault | 26 | 13 | 9 | 2 |
| Simple Assault | 51 | 27 | 16 | 1 |
| Intimidation | 55 | 10 | 4 | 0 |
| Stalking | 6 | 3 | 3 | 0 |
| Crimes Against Property | | | | |
| Arson | 1 | 0 | 0 | 0 |
| Bribery | 0 | 0 | 0 | 0 |
| Burglary | 37 | 7 | 4 | 1 |
| Counterfeiting/Forgery | 11 | 1 | 1 | 0 |
| Destruction/Damage/Vandalism | 76 | 12 | 4 | 21 |
| Embezzlement | 0 | 0 | 0 | 0 |
| Extortion/Blackmail | 0 | 0 | 0 | 0 |
| Fraud - False Pretenses | 4 | 1 | 1 | 0 |
| Fraud - Credit Card/ATM | 6 | 0 | 0 | 0 |
| Fraud - Impersonation | 2 | 2 | 2 | 0 |
| Fraud - Welfare | 0 | 0 | 0 | 0 |
| Fraud - Wire | 0 | 0 | 0 | 0 |
| Motor Vehicle Theft | 15 | 6 | 3 | 2 |
| Robbery | 1 | 0 | 0 | 0 |
| Stolen Property Offenses | 0 | 0 | 0 | 0 |
| Theft - Pocket-picking | 1 | 0 | 0 | 0 |
| Theft - Purse Snatching | 0 | 0 | 0 | 0 |
| Theft - Shoplifting | 8 | 5 | 4 | 1 |
| Theft From Building | 37 | 4 | 2 | 0 |
| Theft From Coin Machine | 0 | 0 | 0 | 0 |
| Theft From Motor Vehicle | 32 | 3 | 2 | 0 |
| Theft of Motor Vehicle Parts | 10 | 1 | 0 | 0 |
| Theft - All Other Larceny | 94 | 9 | 9 | 0 |
| Crimes Against Society | | | | |
| Drug/Narcotic Violations | 71 | 65 | 61 | 7 |
| Drug/Narcotic Equipment Violations | 32 | 31 | 9 | 2 |
| Gambling - Betting/Wagering | 0 | 0 | 0 | 0 |
| Gambling - Operating/Promoting | 0 | 0 | 0 | 0 |
| Gambling - Equipment Violations | 0 | 0 | 0 | 0 |
| Gambling - Sports Tampering | 0 | 0 | 0 | 0 |
| Pornography/Obscene Material | 0 | 0 | 0 | 0 |
| Prostitution | 0 | 0 | 0 | 0 |
| Prostitution Assisting/Promoting | 0 | 0 | 0 | 0 |
| Weapon Law Violations | 2 | 2 | 1 | 0 |
| Total Group A Offenses | 583 | 205 | 136 | 39 |



Hendersonville Police Department - 2007

2006 Population Estimate **46,218**

Offense Overview

Offense Total 3,435
 Number Cleared 1,249
 Percent Cleared 36.36 %

Group A Crimes per 100,000
 population 7,432.2

Arrest Overview

Total Arrests 1,539
 Adult Arrests 1,161
 Juvenile Arrests 378
 Unknown Age 0

Arrests per 100,000 population 3,329.9

Average number offenses/incident 1.12

Domestic Violence Victims

| Offense | Total | Arrests |
|-------------------------|------------|------------|
| Murder | 0 | 0 |
| Aggravated Assault | 44 | 29 |
| Simple Assault | 347 | 198 |
| Intimidation | 49 | 7 |
| Stalking | 12 | 2 |
| Forcible Rape | 4 | 1 |
| Forcible Sodomy | 1 | 0 |
| Sexual Assault W/Object | 2 | 1 |
| Forcible Fondling | 11 | 5 |
| Incest | 0 | 0 |
| Statutory Rape | 2 | 1 |
| Kidnaping/Abduction | 4 | 2 |
| Total | 476 | 246 |

TIBRS Group B Arrests

| Offense | Adult | Juvenile |
|-----------------------|------------|------------|
| Bad Checks | 0 | 0 |
| Curfew/Vagrancy | 0 | 17 |
| Disorderly Conduct | 20 | 5 |
| DUI | 203 | 4 |
| Drunkenness | 55 | 0 |
| Family-Non Violent | 4 | 1 |
| Liquor Law Violations | 85 | 53 |
| Peeping Tom | 0 | 0 |
| Runaway | 0 | 11 |
| Trespass | 32 | 12 |
| All Other Offenses | 71 | 89 |
| Total Group B | 470 | 192 |

| TIBRS Group A Offenses | Offenses | | Arrests | |
|------------------------------------|--------------|--------------|------------|------------|
| | Reported | Cleared | Adult | Juvenile |
| Crimes Against Persons | | | | |
| Murder | 1 | 1 | 1 | 0 |
| Negligent Manslaughter | 1 | 1 | 1 | 0 |
| Kidnaping/Abduction | 13 | 11 | 2 | 0 |
| Forcible Rape | 14 | 5 | 2 | 0 |
| Forcible Sodomy | 3 | 2 | 0 | 0 |
| Sexual Assault W/Object | 2 | 2 | 1 | 0 |
| Forcible Fondling | 18 | 13 | 3 | 4 |
| Incest | 0 | 0 | 0 | 0 |
| Statutory Rape | 4 | 4 | 4 | 0 |
| Aggravated Assault | 129 | 85 | 53 | 4 |
| Simple Assault | 525 | 289 | 195 | 23 |
| Intimidation | 150 | 19 | 8 | 4 |
| Stalking | 16 | 4 | 2 | 0 |
| Crimes Against Property | | | | |
| Arson | 6 | 1 | 0 | 1 |
| Bribery | 0 | 0 | 0 | 0 |
| Burglary | 203 | 28 | 24 | 9 |
| Counterfeiting/Forgery | 107 | 51 | 13 | 0 |
| Destruction/Damage/Vandalism | 440 | 46 | 15 | 13 |
| Embezzlement | 26 | 7 | 8 | 0 |
| Extortion/Blackmail | 7 | 1 | 1 | 0 |
| Fraud - False Pretenses | 158 | 51 | 16 | 1 |
| Fraud - Credit Card/ATM | 106 | 31 | 3 | 4 |
| Fraud - Impersonation | 64 | 17 | 9 | 1 |
| Fraud - Welfare | 1 | 0 | 0 | 0 |
| Fraud - Wire | 1 | 0 | 0 | 0 |
| Motor Vehicle Theft | 81 | 29 | 14 | 15 |
| Robbery | 19 | 9 | 6 | 1 |
| Stolen Property Offenses | 6 | 3 | 1 | 1 |
| Theft - Pocket-picking | 0 | 0 | 0 | 0 |
| Theft - Purse Snatching | 2 | 1 | 0 | 1 |
| Theft - Shoplifting | 159 | 103 | 84 | 45 |
| Theft From Building | 201 | 25 | 7 | 3 |
| Theft From Coin Machine | 9 | 0 | 0 | 0 |
| Theft From Motor Vehicle | 268 | 45 | 16 | 16 |
| Theft of Motor Vehicle Parts | 121 | 15 | 11 | 2 |
| Theft - All Other Larceny | 197 | 13 | 10 | 1 |
| Crimes Against Society | | | | |
| Drug/Narcotic Violations | 207 | 186 | 137 | 27 |
| Drug/Narcotic Equipment Violations | 138 | 125 | 31 | 5 |
| Gambling - Betting/Wagering | 0 | 0 | 0 | 0 |
| Gambling - Operating/Promoting | 0 | 0 | 0 | 0 |
| Gambling - Equipment Violations | 0 | 0 | 0 | 0 |
| Gambling - Sports Tampering | 0 | 0 | 0 | 0 |
| Pornography/Obscene Material | 4 | 0 | 0 | 0 |
| Prostitution | 0 | 0 | 0 | 0 |
| Prostitution Assisting/Promoting | 1 | 1 | 0 | 1 |
| Weapon Law Violations | 27 | 25 | 13 | 4 |
| Total Group A Offenses | 3,435 | 1,249 | 691 | 186 |



Henning Police Department - 2007

2006 Population Estimate 1,299

Offense Overview

Offense Total 77
 Number Cleared 16
 Percent Cleared 20.78 %

Group A Crimes per 100,000 population 5,927.6

Arrest Overview

Total Arrests 12
 Adult Arrests 12
 Juvenile Arrests 0
 Unknown Age 0

Arrests per 100,000 population 923.8

Average number offenses/incident 1.10

Domestic Violence Victims

| Offense | Total | Arrests |
|-------------------------|----------|----------|
| Murder | 0 | 0 |
| Aggravated Assault | 5 | 2 |
| Simple Assault | 2 | 1 |
| Intimidation | 0 | 0 |
| Stalking | 0 | 0 |
| Forcible Rape | 0 | 0 |
| Forcible Sodomy | 0 | 0 |
| Sexual Assault W/Object | 0 | 0 |
| Forcible Fondling | 0 | 0 |
| Incest | 0 | 0 |
| Statutory Rape | 0 | 0 |
| Kidnaping/Abduction | 0 | 0 |
| Total | 7 | 3 |

TIBRS Group B Arrests

| Offense | Adult | Juvenile |
|-----------------------|----------|----------|
| Bad Checks | 0 | 0 |
| Curfew/Vagrancy | 0 | 0 |
| Disorderly Conduct | 0 | 0 |
| DUI | 0 | 0 |
| Drunkenness | 0 | 0 |
| Family-Non Violent | 0 | 0 |
| Liquor Law Violations | 0 | 0 |
| Peeping Tom | 0 | 0 |
| Runaway | 0 | 0 |
| Trespass | 0 | 0 |
| All Other Offenses | 0 | 0 |
| Total Group B | 0 | 0 |

| TIBRS Group A Offenses | Offenses | | Arrests | |
|------------------------------------|-----------|-----------|-----------|----------|
| | Reported | Cleared | Adult | Juvenile |
| Crimes Against Persons | | | | |
| Murder | 0 | 0 | 0 | 0 |
| Negligent Manslaughter | 0 | 0 | 0 | 0 |
| Kidnaping/Abduction | 0 | 0 | 0 | 0 |
| Forcible Rape | 1 | 0 | 0 | 0 |
| Forcible Sodomy | 0 | 0 | 0 | 0 |
| Sexual Assault W/Object | 0 | 0 | 0 | 0 |
| Forcible Fondling | 0 | 0 | 0 | 0 |
| Incest | 0 | 0 | 0 | 0 |
| Statutory Rape | 0 | 0 | 0 | 0 |
| Aggravated Assault | 12 | 5 | 2 | 0 |
| Simple Assault | 6 | 2 | 1 | 0 |
| Intimidation | 3 | 0 | 0 | 0 |
| Stalking | 0 | 0 | 0 | 0 |
| Crimes Against Property | | | | |
| Arson | 1 | 0 | 0 | 0 |
| Bribery | 0 | 0 | 0 | 0 |
| Burglary | 18 | 1 | 0 | 0 |
| Counterfeiting/Forgery | 0 | 0 | 0 | 0 |
| Destruction/Damage/Vandalism | 12 | 0 | 0 | 0 |
| Embezzlement | 0 | 0 | 0 | 0 |
| Extortion/Blackmail | 0 | 0 | 0 | 0 |
| Fraud - False Pretenses | 0 | 0 | 0 | 0 |
| Fraud - Credit Card/ATM | 0 | 0 | 0 | 0 |
| Fraud - Impersonation | 1 | 0 | 0 | 0 |
| Fraud - Welfare | 0 | 0 | 0 | 0 |
| Fraud - Wire | 0 | 0 | 0 | 0 |
| Motor Vehicle Theft | 5 | 0 | 0 | 0 |
| Robbery | 0 | 0 | 0 | 0 |
| Stolen Property Offenses | 0 | 0 | 0 | 0 |
| Theft - Pocket-picking | 0 | 0 | 0 | 0 |
| Theft - Purse Snatching | 0 | 0 | 0 | 0 |
| Theft - Shoplifting | 0 | 0 | 0 | 0 |
| Theft From Building | 3 | 0 | 0 | 0 |
| Theft From Coin Machine | 1 | 0 | 0 | 0 |
| Theft From Motor Vehicle | 2 | 1 | 1 | 0 |
| Theft of Motor Vehicle Parts | 3 | 0 | 0 | 0 |
| Theft - All Other Larceny | 4 | 2 | 3 | 0 |
| Crimes Against Society | | | | |
| Drug/Narcotic Violations | 3 | 3 | 4 | 0 |
| Drug/Narcotic Equipment Violations | 2 | 2 | 1 | 0 |
| Gambling - Betting/Wagering | 0 | 0 | 0 | 0 |
| Gambling - Operating/Promoting | 0 | 0 | 0 | 0 |
| Gambling - Equipment Violations | 0 | 0 | 0 | 0 |
| Gambling - Sports Tampering | 0 | 0 | 0 | 0 |
| Pornography/Obscene Material | 0 | 0 | 0 | 0 |
| Prostitution | 0 | 0 | 0 | 0 |
| Prostitution Assisting/Promoting | 0 | 0 | 0 | 0 |
| Weapon Law Violations | 0 | 0 | 0 | 0 |
| Total Group A Offenses | 77 | 16 | 12 | 0 |



2006 Population Estimate **542**

Offense Overview

Offense Total 30
 Number Cleared 8
 Percent Cleared 26.67 %

Group A Crimes per 100,000
 population 5,535.1

Arrest Overview

Total Arrests 9
 Adult Arrests 9
 Juvenile Arrests 0
 Unknown Age 0

Arrests per 100,000 population 1,660.5

Average number offenses/incident 1.11

Domestic Violence Victims

| Offense | Total | Arrests |
|-------------------------|----------|----------|
| Murder | 0 | 0 |
| Aggravated Assault | 2 | 2 |
| Simple Assault | 0 | 0 |
| Intimidation | 0 | 0 |
| Stalking | 0 | 0 |
| Forcible Rape | 0 | 0 |
| Forcible Sodomy | 0 | 0 |
| Sexual Assault W/Object | 0 | 0 |
| Forcible Fondling | 0 | 0 |
| Incest | 0 | 0 |
| Statutory Rape | 0 | 0 |
| Kidnaping/Abduction | 0 | 0 |
| Total | 2 | 2 |

TIBRS Group B Arrests

| Offense | Adult | Juvenile |
|-----------------------|----------|----------|
| Bad Checks | 0 | 0 |
| Curfew/Vagrancy | 0 | 0 |
| Disorderly Conduct | 0 | 0 |
| DUI | 2 | 0 |
| Drunkenness | 0 | 0 |
| Family-Non Violent | 0 | 0 |
| Liquor Law Violations | 0 | 0 |
| Peeping Tom | 0 | 0 |
| Runaway | 0 | 0 |
| Trespass | 0 | 0 |
| All Other Offenses | 0 | 0 |
| Total Group B | 2 | 0 |

| TIBRS Group A Offenses | Offenses | | Arrests | |
|------------------------------------|-----------|----------|----------|----------|
| | Reported | Cleared | Adult | Juvenile |
| Crimes Against Persons | | | | |
| Murder | 0 | 0 | 0 | 0 |
| Negligent Manslaughter | 0 | 0 | 0 | 0 |
| Kidnaping/Abduction | 0 | 0 | 0 | 0 |
| Forcible Rape | 0 | 0 | 0 | 0 |
| Forcible Sodomy | 0 | 0 | 0 | 0 |
| Sexual Assault W/Object | 0 | 0 | 0 | 0 |
| Forcible Fondling | 0 | 0 | 0 | 0 |
| Incest | 0 | 0 | 0 | 0 |
| Statutory Rape | 0 | 0 | 0 | 0 |
| Aggravated Assault | 3 | 2 | 2 | 0 |
| Simple Assault | 1 | 0 | 0 | 0 |
| Intimidation | 2 | 0 | 0 | 0 |
| Stalking | 0 | 0 | 0 | 0 |
| Crimes Against Property | | | | |
| Arson | 0 | 0 | 0 | 0 |
| Bribery | 0 | 0 | 0 | 0 |
| Burglary | 3 | 0 | 0 | 0 |
| Counterfeiting/Forgery | 0 | 0 | 0 | 0 |
| Destruction/Damage/Vandalism | 4 | 1 | 0 | 0 |
| Embezzlement | 0 | 0 | 0 | 0 |
| Extortion/Blackmail | 0 | 0 | 0 | 0 |
| Fraud - False Pretenses | 0 | 0 | 0 | 0 |
| Fraud - Credit Card/ATM | 0 | 0 | 0 | 0 |
| Fraud - Impersonation | 0 | 0 | 0 | 0 |
| Fraud - Welfare | 0 | 0 | 0 | 0 |
| Fraud - Wire | 0 | 0 | 0 | 0 |
| Motor Vehicle Theft | 0 | 0 | 0 | 0 |
| Robbery | 1 | 0 | 0 | 0 |
| Stolen Property Offenses | 0 | 0 | 0 | 0 |
| Theft - Pocket-picking | 0 | 0 | 0 | 0 |
| Theft - Purse Snatching | 0 | 0 | 0 | 0 |
| Theft - Shoplifting | 0 | 0 | 0 | 0 |
| Theft From Building | 10 | 1 | 1 | 0 |
| Theft From Coin Machine | 0 | 0 | 0 | 0 |
| Theft From Motor Vehicle | 0 | 0 | 0 | 0 |
| Theft of Motor Vehicle Parts | 0 | 0 | 0 | 0 |
| Theft - All Other Larceny | 2 | 0 | 0 | 0 |
| Crimes Against Society | | | | |
| Drug/Narcotic Violations | 2 | 2 | 2 | 0 |
| Drug/Narcotic Equipment Violations | 2 | 2 | 2 | 0 |
| Gambling - Betting/Wagering | 0 | 0 | 0 | 0 |
| Gambling - Operating/Promoting | 0 | 0 | 0 | 0 |
| Gambling - Equipment Violations | 0 | 0 | 0 | 0 |
| Gambling - Sports Tampering | 0 | 0 | 0 | 0 |
| Pornography/Obscene Material | 0 | 0 | 0 | 0 |
| Prostitution | 0 | 0 | 0 | 0 |
| Prostitution Assisting/Promoting | 0 | 0 | 0 | 0 |
| Weapon Law Violations | 0 | 0 | 0 | 0 |
| Total Group A Offenses | 30 | 8 | 7 | 0 |



Hohenwald Police Department - 2007

2006 Population Estimate **3,831**

Offense Overview

Offense Total 270
 Number Cleared 152
 Percent Cleared 56.30 %

Group A Crimes per 100,000
 population 7,047.8

Arrest Overview

Total Arrests 245
 Adult Arrests 212
 Juvenile Arrests 33
 Unknown Age 0

Arrests per 100,000 population 6,395.2

Average number offenses/incident 1.16

Domestic Violence Victims

| Offense | Total | Arrests |
|-------------------------|-----------|-----------|
| Murder | 0 | 0 |
| Aggravated Assault | 5 | 4 |
| Simple Assault | 25 | 20 |
| Intimidation | 0 | 0 |
| Stalking | 0 | 0 |
| Forcible Rape | 0 | 0 |
| Forcible Sodomy | 0 | 0 |
| Sexual Assault W/Object | 0 | 0 |
| Forcible Fondling | 0 | 0 |
| Incest | 0 | 0 |
| Statutory Rape | 0 | 0 |
| Kidnaping/Abduction | 0 | 0 |
| Total | 30 | 24 |

TIBRS Group B Arrests

| Offense | Adult | Juvenile |
|-----------------------|-----------|-----------|
| Bad Checks | 0 | 0 |
| Curfew/Vagrancy | 0 | 0 |
| Disorderly Conduct | 5 | 5 |
| DUI | 33 | 0 |
| Drunkenness | 6 | 0 |
| Family-Non Violent | 1 | 0 |
| Liquor Law Violations | 40 | 3 |
| Peeping Tom | 0 | 0 |
| Runaway | 0 | 11 |
| Trespass | 0 | 1 |
| All Other Offenses | 12 | 4 |
| Total Group B | 97 | 24 |

| TIBRS Group A Offenses | Offenses | | Arrests | |
|------------------------------------|------------|------------|------------|----------|
| | Reported | Cleared | Adult | Juvenile |
| Crimes Against Persons | | | | |
| Murder | 0 | 0 | 0 | 0 |
| Negligent Manslaughter | 0 | 0 | 0 | 0 |
| Kidnaping/Abduction | 0 | 0 | 0 | 0 |
| Forcible Rape | 0 | 0 | 0 | 0 |
| Forcible Sodomy | 0 | 0 | 0 | 0 |
| Sexual Assault W/Object | 0 | 0 | 0 | 0 |
| Forcible Fondling | 1 | 1 | 1 | 0 |
| Incest | 0 | 0 | 0 | 0 |
| Statutory Rape | 0 | 0 | 0 | 0 |
| Aggravated Assault | 13 | 13 | 11 | 0 |
| Simple Assault | 56 | 47 | 35 | 5 |
| Intimidation | 8 | 5 | 1 | 1 |
| Stalking | 0 | 0 | 0 | 0 |
| Crimes Against Property | | | | |
| Arson | 2 | 1 | 1 | 0 |
| Bribery | 0 | 0 | 0 | 0 |
| Burglary | 40 | 4 | 5 | 0 |
| Counterfeiting/Forgery | 10 | 5 | 1 | 0 |
| Destruction/Damage/Vandalism | 31 | 9 | 7 | 2 |
| Embezzlement | 2 | 2 | 2 | 0 |
| Extortion/Blackmail | 0 | 0 | 0 | 0 |
| Fraud - False Pretenses | 14 | 8 | 4 | 0 |
| Fraud - Credit Card/ATM | 2 | 1 | 1 | 0 |
| Fraud - Impersonation | 2 | 2 | 2 | 0 |
| Fraud - Welfare | 0 | 0 | 0 | 0 |
| Fraud - Wire | 0 | 0 | 0 | 0 |
| Motor Vehicle Theft | 1 | 0 | 0 | 0 |
| Robbery | 1 | 0 | 0 | 0 |
| Stolen Property Offenses | 1 | 1 | 1 | 0 |
| Theft - Pocket-picking | 0 | 0 | 0 | 0 |
| Theft - Purse Snatching | 0 | 0 | 0 | 0 |
| Theft - Shoplifting | 13 | 10 | 11 | 0 |
| Theft From Building | 2 | 1 | 1 | 0 |
| Theft From Coin Machine | 0 | 0 | 0 | 0 |
| Theft From Motor Vehicle | 7 | 2 | 1 | 0 |
| Theft of Motor Vehicle Parts | 1 | 0 | 0 | 0 |
| Theft - All Other Larceny | 28 | 6 | 7 | 0 |
| Crimes Against Society | | | | |
| Drug/Narcotic Violations | 21 | 21 | 19 | 1 |
| Drug/Narcotic Equipment Violations | 12 | 12 | 4 | 0 |
| Gambling - Betting/Wagering | 0 | 0 | 0 | 0 |
| Gambling - Operating/Promoting | 0 | 0 | 0 | 0 |
| Gambling - Equipment Violations | 0 | 0 | 0 | 0 |
| Gambling - Sports Tampering | 0 | 0 | 0 | 0 |
| Pornography/Obscene Material | 1 | 0 | 0 | 0 |
| Prostitution | 0 | 0 | 0 | 0 |
| Prostitution Assisting/Promoting | 0 | 0 | 0 | 0 |
| Weapon Law Violations | 1 | 1 | 0 | 0 |
| Total Group A Offenses | 270 | 152 | 115 | 9 |



Hollow Rock Police Department - 2007

2006 Population Estimate 945

Offense Overview

Offense Total 50
Number Cleared 38
Percent Cleared 76.00 %

Group A Crimes per 100,000 population 5,291.0

Arrest Overview

Total Arrests 40
Adult Arrests 38
Juvenile Arrests 2
Unknown Age 0

Arrests per 100,000 population 4,232.8

Average number offenses/incident 1.32

Domestic Violence Victims

| Offense | Total | Arrests |
|-------------------------|----------|----------|
| Murder | 0 | 0 |
| Aggravated Assault | 1 | 1 |
| Simple Assault | 6 | 6 |
| Intimidation | 1 | 1 |
| Stalking | 0 | 0 |
| Forcible Rape | 0 | 0 |
| Forcible Sodomy | 0 | 0 |
| Sexual Assault W/Object | 0 | 0 |
| Forcible Fondling | 0 | 0 |
| Incest | 0 | 0 |
| Statutory Rape | 0 | 0 |
| Kidnaping/Abduction | 0 | 0 |
| Total | 8 | 8 |

TIBRS Group B Arrests

| Offense | Adult | Juvenile |
|-----------------------|----------|----------|
| Bad Checks | 0 | 0 |
| Curfew/Vagrancy | 0 | 0 |
| Disorderly Conduct | 0 | 0 |
| DUI | 2 | 0 |
| Drunkenness | 3 | 0 |
| Family-Non Violent | 0 | 0 |
| Liquor Law Violations | 0 | 0 |
| Peeping Tom | 0 | 0 |
| Runaway | 0 | 0 |
| Trespass | 1 | 0 |
| All Other Offenses | 3 | 0 |
| Total Group B | 9 | 0 |

| TIBRS Group A Offenses | Offenses | | Arrests | |
|------------------------------------|-----------|-----------|-----------|----------|
| | Reported | Cleared | Adult | Juvenile |
| Crimes Against Persons | | | | |
| Murder | 0 | 0 | 0 | 0 |
| Negligent Manslaughter | 0 | 0 | 0 | 0 |
| Kidnaping/Abduction | 0 | 0 | 0 | 0 |
| Forcible Rape | 0 | 0 | 0 | 0 |
| Forcible Sodomy | 0 | 0 | 0 | 0 |
| Sexual Assault W/Object | 0 | 0 | 0 | 0 |
| Forcible Fondling | 0 | 0 | 0 | 0 |
| Incest | 0 | 0 | 0 | 0 |
| Statutory Rape | 0 | 0 | 0 | 0 |
| Aggravated Assault | 1 | 1 | 1 | 0 |
| Simple Assault | 7 | 7 | 6 | 1 |
| Intimidation | 3 | 3 | 1 | 1 |
| Stalking | 0 | 0 | 0 | 0 |
| Crimes Against Property | | | | |
| Arson | 0 | 0 | 0 | 0 |
| Bribery | 0 | 0 | 0 | 0 |
| Burglary | 4 | 3 | 1 | 0 |
| Counterfeiting/Forgery | 0 | 0 | 0 | 0 |
| Destruction/Damage/Vandalism | 3 | 2 | 0 | 0 |
| Embezzlement | 0 | 0 | 0 | 0 |
| Extortion/Blackmail | 0 | 0 | 0 | 0 |
| Fraud - False Pretenses | 0 | 0 | 0 | 0 |
| Fraud - Credit Card/ATM | 0 | 0 | 0 | 0 |
| Fraud - Impersonation | 1 | 0 | 0 | 0 |
| Fraud - Welfare | 0 | 0 | 0 | 0 |
| Fraud - Wire | 0 | 0 | 0 | 0 |
| Motor Vehicle Theft | 1 | 1 | 2 | 0 |
| Robbery | 0 | 0 | 0 | 0 |
| Stolen Property Offenses | 0 | 0 | 0 | 0 |
| Theft - Pocket-picking | 0 | 0 | 0 | 0 |
| Theft - Purse Snatching | 0 | 0 | 0 | 0 |
| Theft - Shoplifting | 0 | 0 | 0 | 0 |
| Theft From Building | 9 | 5 | 6 | 0 |
| Theft From Coin Machine | 0 | 0 | 0 | 0 |
| Theft From Motor Vehicle | 1 | 0 | 0 | 0 |
| Theft of Motor Vehicle Parts | 2 | 1 | 1 | 0 |
| Theft - All Other Larceny | 5 | 2 | 2 | 0 |
| Crimes Against Society | | | | |
| Drug/Narcotic Violations | 8 | 8 | 9 | 0 |
| Drug/Narcotic Equipment Violations | 4 | 4 | 0 | 0 |
| Gambling - Betting/Wagering | 0 | 0 | 0 | 0 |
| Gambling - Operating/Promoting | 0 | 0 | 0 | 0 |
| Gambling - Equipment Violations | 0 | 0 | 0 | 0 |
| Gambling - Sports Tampering | 0 | 0 | 0 | 0 |
| Pornography/Obscene Material | 0 | 0 | 0 | 0 |
| Prostitution | 0 | 0 | 0 | 0 |
| Prostitution Assisting/Promoting | 0 | 0 | 0 | 0 |
| Weapon Law Violations | 1 | 1 | 0 | 0 |
| Total Group A Offenses | 50 | 38 | 29 | 2 |



Hornbeak Police Department - 2007

2006 Population Estimate 426

Offense Overview

Offense Total 9
 Number Cleared 2
 Percent Cleared 22.22 %

Group A Crimes per 100,000 population 2,112.7

Arrest Overview

Total Arrests 7
 Adult Arrests 7
 Juvenile Arrests 0
 Unknown Age 0

Arrests per 100,000 population 1,643.2

Average number offenses/incident 1.00

Domestic Violence Victims

| Offense | Total | Arrests |
|-------------------------|----------|----------|
| Murder | 0 | 0 |
| Aggravated Assault | 1 | 0 |
| Simple Assault | 0 | 0 |
| Intimidation | 0 | 0 |
| Stalking | 0 | 0 |
| Forcible Rape | 0 | 0 |
| Forcible Sodomy | 0 | 0 |
| Sexual Assault W/Object | 0 | 0 |
| Forcible Fondling | 0 | 0 |
| Incest | 0 | 0 |
| Statutory Rape | 0 | 0 |
| Kidnaping/Abduction | 0 | 0 |
| Total | 1 | 0 |

TIBRS Group B Arrests

| Offense | Adult | Juvenile |
|-----------------------|----------|----------|
| Bad Checks | 4 | 0 |
| Curfew/Vagrancy | 0 | 0 |
| Disorderly Conduct | 0 | 0 |
| DUI | 0 | 0 |
| Drunkenness | 0 | 0 |
| Family-Non Violent | 0 | 0 |
| Liquor Law Violations | 0 | 0 |
| Peeping Tom | 0 | 0 |
| Runaway | 0 | 0 |
| Trespass | 0 | 0 |
| All Other Offenses | 1 | 0 |
| Total Group B | 5 | 0 |

| TIBRS Group A Offenses | Offenses | | Arrests | |
|------------------------------------|----------|----------|----------|----------|
| | Reported | Cleared | Adult | Juvenile |
| Crimes Against Persons | | | | |
| Murder | 0 | 0 | 0 | 0 |
| Negligent Manslaughter | 0 | 0 | 0 | 0 |
| Kidnaping/Abduction | 0 | 0 | 0 | 0 |
| Forcible Rape | 0 | 0 | 0 | 0 |
| Forcible Sodomy | 0 | 0 | 0 | 0 |
| Sexual Assault W/Object | 0 | 0 | 0 | 0 |
| Forcible Fondling | 0 | 0 | 0 | 0 |
| Incest | 0 | 0 | 0 | 0 |
| Statutory Rape | 0 | 0 | 0 | 0 |
| Aggravated Assault | 1 | 1 | 0 | 0 |
| Simple Assault | 1 | 0 | 1 | 0 |
| Intimidation | 0 | 0 | 0 | 0 |
| Stalking | 0 | 0 | 0 | 0 |
| Crimes Against Property | | | | |
| Arson | 0 | 0 | 0 | 0 |
| Bribery | 0 | 0 | 0 | 0 |
| Burglary | 1 | 0 | 0 | 0 |
| Counterfeiting/Forgery | 0 | 0 | 0 | 0 |
| Destruction/Damage/Vandalism | 1 | 0 | 0 | 0 |
| Embezzlement | 0 | 0 | 0 | 0 |
| Extortion/Blackmail | 0 | 0 | 0 | 0 |
| Fraud - False Pretenses | 0 | 0 | 0 | 0 |
| Fraud - Credit Card/ATM | 0 | 0 | 0 | 0 |
| Fraud - Impersonation | 0 | 0 | 0 | 0 |
| Fraud - Welfare | 0 | 0 | 0 | 0 |
| Fraud - Wire | 0 | 0 | 0 | 0 |
| Motor Vehicle Theft | 0 | 0 | 0 | 0 |
| Robbery | 1 | 0 | 0 | 0 |
| Stolen Property Offenses | 0 | 0 | 0 | 0 |
| Theft - Pocket-picking | 0 | 0 | 0 | 0 |
| Theft - Purse Snatching | 0 | 0 | 0 | 0 |
| Theft - Shoplifting | 1 | 1 | 1 | 0 |
| Theft From Building | 2 | 0 | 0 | 0 |
| Theft From Coin Machine | 0 | 0 | 0 | 0 |
| Theft From Motor Vehicle | 1 | 0 | 0 | 0 |
| Theft of Motor Vehicle Parts | 0 | 0 | 0 | 0 |
| Theft - All Other Larceny | 0 | 0 | 0 | 0 |
| Crimes Against Society | | | | |
| Drug/Narcotic Violations | 0 | 0 | 0 | 0 |
| Drug/Narcotic Equipment Violations | 0 | 0 | 0 | 0 |
| Gambling - Betting/Wagering | 0 | 0 | 0 | 0 |
| Gambling - Operating/Promoting | 0 | 0 | 0 | 0 |
| Gambling - Equipment Violations | 0 | 0 | 0 | 0 |
| Gambling - Sports Tampering | 0 | 0 | 0 | 0 |
| Pornography/Obscene Material | 0 | 0 | 0 | 0 |
| Prostitution | 0 | 0 | 0 | 0 |
| Prostitution Assisting/Promoting | 0 | 0 | 0 | 0 |
| Weapon Law Violations | 0 | 0 | 0 | 0 |
| Total Group A Offenses | 9 | 2 | 2 | 0 |



Humboldt Police Department - 2007

2006 Population Estimate 9,244

Offense Overview

Offense Total 1,352
Number Cleared 292
Percent Cleared 21.60 %

Group A Crimes per 100,000 population 14,625.7

Arrest Overview

Total Arrests 407
Adult Arrests 300
Juvenile Arrests 107
Unknown Age 0

Arrests per 100,000 population 4,402.9

Average number offenses/incident 1.16

Domestic Violence Victims

| Offense | Total | Arrests |
|-------------------------|------------|-----------|
| Murder | 0 | 0 |
| Aggravated Assault | 24 | 9 |
| Simple Assault | 109 | 36 |
| Intimidation | 16 | 1 |
| Stalking | 1 | 0 |
| Forcible Rape | 1 | 1 |
| Forcible Sodomy | 0 | 0 |
| Sexual Assault W/Object | 0 | 0 |
| Forcible Fondling | 0 | 0 |
| Incest | 0 | 0 |
| Statutory Rape | 0 | 0 |
| Kidnaping/Abduction | 1 | 0 |
| Total | 152 | 47 |

TIBRS Group B Arrests

| Offense | Adult | Juvenile |
|-----------------------|------------|-----------|
| Bad Checks | 0 | 0 |
| Curfew/Vagrancy | 0 | 3 |
| Disorderly Conduct | 29 | 8 |
| DUI | 35 | 0 |
| Drunkenness | 51 | 0 |
| Family-Non Violent | 3 | 0 |
| Liquor Law Violations | 4 | 0 |
| Peeping Tom | 0 | 0 |
| Runaway | 0 | 9 |
| Trespass | 1 | 1 |
| All Other Offenses | 22 | 12 |
| Total Group B | 145 | 33 |

| TIBRS Group A Offenses | Offenses | | Arrests | |
|------------------------------------|--------------|------------|------------|-----------|
| | Reported | Cleared | Adult | Juvenile |
| Crimes Against Persons | | | | |
| Murder | 2 | 2 | 3 | 2 |
| Negligent Manslaughter | 0 | 0 | 0 | 0 |
| Kidnaping/Abduction | 4 | 3 | 0 | 0 |
| Forcible Rape | 3 | 3 | 2 | 1 |
| Forcible Sodomy | 0 | 0 | 0 | 0 |
| Sexual Assault W/Object | 0 | 0 | 0 | 0 |
| Forcible Fondling | 5 | 0 | 0 | 0 |
| Incest | 0 | 0 | 0 | 0 |
| Statutory Rape | 1 | 0 | 0 | 0 |
| Aggravated Assault | 103 | 30 | 17 | 5 |
| Simple Assault | 239 | 77 | 36 | 26 |
| Intimidation | 63 | 2 | 0 | 1 |
| Stalking | 6 | 0 | 0 | 0 |
| Crimes Against Property | | | | |
| Arson | 6 | 1 | 0 | 2 |
| Bribery | 0 | 0 | 0 | 0 |
| Burglary | 133 | 15 | 10 | 4 |
| Counterfeiting/Forgery | 35 | 11 | 6 | 0 |
| Destruction/Damage/Vandalism | 285 | 21 | 6 | 0 |
| Embezzlement | 9 | 1 | 1 | 0 |
| Extortion/Blackmail | 0 | 0 | 0 | 0 |
| Fraud - False Pretenses | 4 | 0 | 1 | 0 |
| Fraud - Credit Card/ATM | 11 | 3 | 1 | 0 |
| Fraud - Impersonation | 12 | 6 | 3 | 1 |
| Fraud - Welfare | 0 | 0 | 0 | 0 |
| Fraud - Wire | 1 | 0 | 0 | 0 |
| Motor Vehicle Theft | 36 | 9 | 2 | 2 |
| Robbery | 15 | 4 | 4 | 2 |
| Stolen Property Offenses | 1 | 1 | 0 | 0 |
| Theft - Pocket-picking | 1 | 0 | 0 | 0 |
| Theft - Purse Snatching | 0 | 0 | 0 | 0 |
| Theft - Shoplifting | 40 | 21 | 12 | 15 |
| Theft From Building | 65 | 13 | 3 | 5 |
| Theft From Coin Machine | 0 | 0 | 0 | 0 |
| Theft From Motor Vehicle | 42 | 7 | 0 | 0 |
| Theft of Motor Vehicle Parts | 40 | 3 | 1 | 0 |
| Theft - All Other Larceny | 133 | 4 | 7 | 0 |
| Crimes Against Society | | | | |
| Drug/Narcotic Violations | 33 | 31 | 29 | 5 |
| Drug/Narcotic Equipment Violations | 13 | 13 | 4 | 1 |
| Gambling - Betting/Wagering | 0 | 0 | 0 | 0 |
| Gambling - Operating/Promoting | 0 | 0 | 0 | 0 |
| Gambling - Equipment Violations | 0 | 0 | 0 | 0 |
| Gambling - Sports Tampering | 0 | 0 | 0 | 0 |
| Pornography/Obscene Material | 0 | 0 | 0 | 0 |
| Prostitution | 1 | 1 | 1 | 0 |
| Prostitution Assisting/Promoting | 0 | 0 | 0 | 0 |
| Weapon Law Violations | 10 | 10 | 6 | 2 |
| Total Group A Offenses | 1,352 | 292 | 155 | 74 |



Huntingdon Police Department - 2007

2006 Population Estimate 4,186

Offense Overview

Offense Total 290
 Number Cleared 146
 Percent Cleared 50.34 %

Group A Crimes per 100,000 population 6,927.9

Arrest Overview

Total Arrests 229
 Adult Arrests 199
 Juvenile Arrests 30
 Unknown Age 0

Arrests per 100,000 population 5,470.6

Average number offenses/incident 1.13

Domestic Violence Victims

| Offense | Total | Arrests |
|-------------------------|-----------|-----------|
| Murder | 0 | 0 |
| Aggravated Assault | 3 | 2 |
| Simple Assault | 9 | 9 |
| Intimidation | 5 | 1 |
| Stalking | 0 | 0 |
| Forcible Rape | 0 | 0 |
| Forcible Sodomy | 0 | 0 |
| Sexual Assault W/Object | 0 | 0 |
| Forcible Fondling | 0 | 0 |
| Incest | 0 | 0 |
| Statutory Rape | 0 | 0 |
| Kidnaping/Abduction | 2 | 2 |
| Total | 19 | 14 |

TIBRS Group B Arrests

| Offense | Adult | Juvenile |
|-----------------------|-----------|----------|
| Bad Checks | 0 | 0 |
| Curfew/Vagrancy | 0 | 0 |
| Disorderly Conduct | 3 | 0 |
| DUI | 30 | 0 |
| Drunkenness | 22 | 0 |
| Family-Non Violent | 0 | 0 |
| Liquor Law Violations | 19 | 0 |
| Peeping Tom | 0 | 0 |
| Runaway | 0 | 0 |
| Trespass | 3 | 0 |
| All Other Offenses | 4 | 1 |
| Total Group B | 81 | 1 |

| TIBRS Group A Offenses | Offenses | | Arrests | |
|------------------------------------|------------|------------|------------|-----------|
| | Reported | Cleared | Adult | Juvenile |
| Crimes Against Persons | | | | |
| Murder | 0 | 0 | 0 | 0 |
| Negligent Manslaughter | 0 | 0 | 0 | 0 |
| Kidnaping/Abduction | 2 | 2 | 2 | 0 |
| Forcible Rape | 0 | 0 | 0 | 0 |
| Forcible Sodomy | 0 | 0 | 0 | 0 |
| Sexual Assault W/Object | 0 | 0 | 0 | 0 |
| Forcible Fondling | 2 | 1 | 0 | 1 |
| Incest | 0 | 0 | 0 | 0 |
| Statutory Rape | 0 | 0 | 0 | 0 |
| Aggravated Assault | 12 | 9 | 5 | 2 |
| Simple Assault | 26 | 18 | 14 | 9 |
| Intimidation | 10 | 3 | 2 | 0 |
| Stalking | 0 | 0 | 0 | 0 |
| Crimes Against Property | | | | |
| Arson | 0 | 0 | 0 | 0 |
| Bribery | 0 | 0 | 0 | 0 |
| Burglary | 26 | 6 | 5 | 1 |
| Counterfeiting/Forgery | 18 | 6 | 6 | 0 |
| Destruction/Damage/Vandalism | 33 | 2 | 2 | 0 |
| Embezzlement | 4 | 3 | 2 | 0 |
| Extortion/Blackmail | 0 | 0 | 0 | 0 |
| Fraud - False Pretenses | 20 | 8 | 2 | 1 |
| Fraud - Credit Card/ATM | 2 | 1 | 1 | 0 |
| Fraud - Impersonation | 1 | 1 | 1 | 0 |
| Fraud - Welfare | 0 | 0 | 0 | 0 |
| Fraud - Wire | 0 | 0 | 0 | 0 |
| Motor Vehicle Theft | 3 | 1 | 1 | 0 |
| Robbery | 0 | 0 | 0 | 0 |
| Stolen Property Offenses | 0 | 0 | 0 | 0 |
| Theft - Pocket-picking | 0 | 0 | 0 | 0 |
| Theft - Purse Snatching | 0 | 0 | 0 | 0 |
| Theft - Shoplifting | 25 | 23 | 20 | 8 |
| Theft From Building | 9 | 3 | 4 | 1 |
| Theft From Coin Machine | 1 | 0 | 0 | 0 |
| Theft From Motor Vehicle | 8 | 2 | 2 | 0 |
| Theft of Motor Vehicle Parts | 8 | 0 | 0 | 0 |
| Theft - All Other Larceny | 24 | 1 | 0 | 1 |
| Crimes Against Society | | | | |
| Drug/Narcotic Violations | 38 | 38 | 41 | 4 |
| Drug/Narcotic Equipment Violations | 13 | 13 | 5 | 0 |
| Gambling - Betting/Wagering | 0 | 0 | 0 | 0 |
| Gambling - Operating/Promoting | 0 | 0 | 0 | 0 |
| Gambling - Equipment Violations | 0 | 0 | 0 | 0 |
| Gambling - Sports Tampering | 0 | 0 | 0 | 0 |
| Pornography/Obscene Material | 0 | 0 | 0 | 0 |
| Prostitution | 0 | 0 | 0 | 0 |
| Prostitution Assisting/Promoting | 0 | 0 | 0 | 0 |
| Weapon Law Violations | 5 | 5 | 3 | 1 |
| Total Group A Offenses | 290 | 146 | 118 | 29 |



Huntland Police Department - 2007

2006 Population Estimate 886

Offense Overview

Offense Total 26
 Number Cleared 4
 Percent Cleared 15.38 %

Group A Crimes per 100,000 population 2,934.5

Arrest Overview

Total Arrests 34
 Adult Arrests 33
 Juvenile Arrests 1
 Unknown Age 0

Arrests per 100,000 population 3,837.5

Average number offenses/incident 1.04

Domestic Violence Victims

| Offense | Total | Arrests |
|-------------------------|----------|----------|
| Murder | 0 | 0 |
| Aggravated Assault | 0 | 0 |
| Simple Assault | 2 | 1 |
| Intimidation | 0 | 0 |
| Stalking | 0 | 0 |
| Forcible Rape | 0 | 0 |
| Forcible Sodomy | 0 | 0 |
| Sexual Assault W/Object | 0 | 0 |
| Forcible Fondling | 0 | 0 |
| Incest | 0 | 0 |
| Statutory Rape | 0 | 0 |
| Kidnaping/Abduction | 0 | 0 |
| Total | 2 | 1 |

TIBRS Group B Arrests

| Offense | Adult | Juvenile |
|-----------------------|-----------|----------|
| Bad Checks | 1 | 0 |
| Curfew/Vagrancy | 0 | 0 |
| Disorderly Conduct | 3 | 1 |
| DUI | 10 | 0 |
| Drunkenness | 2 | 0 |
| Family-Non Violent | 0 | 0 |
| Liquor Law Violations | 0 | 0 |
| Peeping Tom | 0 | 0 |
| Runaway | 0 | 0 |
| Trespass | 0 | 0 |
| All Other Offenses | 15 | 0 |
| Total Group B | 31 | 1 |

| TIBRS Group A Offenses | Offenses | | Arrests | |
|------------------------------------|-----------|----------|----------|----------|
| | Reported | Cleared | Adult | Juvenile |
| Crimes Against Persons | | | | |
| Murder | 0 | 0 | 0 | 0 |
| Negligent Manslaughter | 0 | 0 | 0 | 0 |
| Kidnaping/Abduction | 0 | 0 | 0 | 0 |
| Forcible Rape | 0 | 0 | 0 | 0 |
| Forcible Sodomy | 0 | 0 | 0 | 0 |
| Sexual Assault W/Object | 0 | 0 | 0 | 0 |
| Forcible Fondling | 0 | 0 | 0 | 0 |
| Incest | 0 | 0 | 0 | 0 |
| Statutory Rape | 0 | 0 | 0 | 0 |
| Aggravated Assault | 0 | 0 | 0 | 0 |
| Simple Assault | 5 | 2 | 1 | 0 |
| Intimidation | 1 | 0 | 0 | 0 |
| Stalking | 0 | 0 | 0 | 0 |
| Crimes Against Property | | | | |
| Arson | 1 | 0 | 0 | 0 |
| Bribery | 0 | 0 | 0 | 0 |
| Burglary | 3 | 1 | 1 | 0 |
| Counterfeiting/Forgery | 0 | 0 | 0 | 0 |
| Destruction/Damage/Vandalism | 10 | 0 | 0 | 0 |
| Embezzlement | 0 | 0 | 0 | 0 |
| Extortion/Blackmail | 0 | 0 | 0 | 0 |
| Fraud - False Pretenses | 0 | 0 | 0 | 0 |
| Fraud - Credit Card/ATM | 0 | 0 | 0 | 0 |
| Fraud - Impersonation | 0 | 0 | 0 | 0 |
| Fraud - Welfare | 0 | 0 | 0 | 0 |
| Fraud - Wire | 0 | 0 | 0 | 0 |
| Motor Vehicle Theft | 1 | 0 | 0 | 0 |
| Robbery | 0 | 0 | 0 | 0 |
| Stolen Property Offenses | 0 | 0 | 0 | 0 |
| Theft - Pocket-picking | 0 | 0 | 0 | 0 |
| Theft - Purse Snatching | 0 | 0 | 0 | 0 |
| Theft - Shoplifting | 0 | 0 | 0 | 0 |
| Theft From Building | 2 | 1 | 0 | 0 |
| Theft From Coin Machine | 0 | 0 | 0 | 0 |
| Theft From Motor Vehicle | 1 | 0 | 0 | 0 |
| Theft of Motor Vehicle Parts | 0 | 0 | 0 | 0 |
| Theft - All Other Larceny | 2 | 0 | 0 | 0 |
| Crimes Against Society | | | | |
| Drug/Narcotic Violations | 0 | 0 | 0 | 0 |
| Drug/Narcotic Equipment Violations | 0 | 0 | 0 | 0 |
| Gambling - Betting/Wagering | 0 | 0 | 0 | 0 |
| Gambling - Operating/Promoting | 0 | 0 | 0 | 0 |
| Gambling - Equipment Violations | 0 | 0 | 0 | 0 |
| Gambling - Sports Tampering | 0 | 0 | 0 | 0 |
| Pornography/Obscene Material | 0 | 0 | 0 | 0 |
| Prostitution | 0 | 0 | 0 | 0 |
| Prostitution Assisting/Promoting | 0 | 0 | 0 | 0 |
| Weapon Law Violations | 0 | 0 | 0 | 0 |
| Total Group A Offenses | 26 | 4 | 2 | 0 |



Jacksboro Police Department - 2007

2006 Population Estimate **2,034**

Offense Overview

Offense Total 413
 Number Cleared 190
 Percent Cleared 46.00 %

Group A Crimes per 100,000
 population 20,304.8

Arrest Overview

Total Arrests 214
 Adult Arrests 204
 Juvenile Arrests 10
 Unknown Age 0

Arrests per 100,000 population 10,521.1

Average number offenses/incident 1.15

Domestic Violence Victims

| Offense | Total | Arrests |
|-------------------------|-----------|-----------|
| Murder | 0 | 0 |
| Aggravated Assault | 3 | 2 |
| Simple Assault | 30 | 28 |
| Intimidation | 17 | 2 |
| Stalking | 0 | 0 |
| Forcible Rape | 0 | 0 |
| Forcible Sodomy | 0 | 0 |
| Sexual Assault W/Object | 0 | 0 |
| Forcible Fondling | 0 | 0 |
| Incest | 0 | 0 |
| Statutory Rape | 0 | 0 |
| Kidnaping/Abduction | 0 | 0 |
| Total | 50 | 32 |

TIBRS Group B Arrests

| Offense | Adult | Juvenile |
|-----------------------|-----------|----------|
| Bad Checks | 3 | 0 |
| Curfew/Vagrancy | 0 | 0 |
| Disorderly Conduct | 4 | 0 |
| DUI | 9 | 0 |
| Drunkenness | 16 | 0 |
| Family-Non Violent | 3 | 0 |
| Liquor Law Violations | 0 | 0 |
| Peeping Tom | 0 | 0 |
| Runaway | 0 | 0 |
| Trespass | 2 | 0 |
| All Other Offenses | 2 | 0 |
| Total Group B | 39 | 0 |

| TIBRS Group A Offenses | Offenses | | Arrests | |
|------------------------------------|------------|------------|------------|-----------|
| | Reported | Cleared | Adult | Juvenile |
| Crimes Against Persons | | | | |
| Murder | 0 | 0 | 0 | 0 |
| Negligent Manslaughter | 0 | 0 | 0 | 0 |
| Kidnaping/Abduction | 0 | 0 | 0 | 0 |
| Forcible Rape | 0 | 0 | 0 | 0 |
| Forcible Sodomy | 0 | 0 | 0 | 0 |
| Sexual Assault W/Object | 0 | 0 | 0 | 0 |
| Forcible Fondling | 0 | 0 | 0 | 0 |
| Incest | 0 | 0 | 0 | 0 |
| Statutory Rape | 0 | 0 | 0 | 0 |
| Aggravated Assault | 12 | 10 | 5 | 0 |
| Simple Assault | 46 | 39 | 32 | 3 |
| Intimidation | 54 | 7 | 5 | 0 |
| Stalking | 0 | 0 | 0 | 0 |
| Crimes Against Property | | | | |
| Arson | 1 | 0 | 0 | 0 |
| Bribery | 0 | 0 | 0 | 0 |
| Burglary | 19 | 4 | 5 | 0 |
| Counterfeiting/Forgery | 7 | 4 | 3 | 0 |
| Destruction/Damage/Vandalism | 49 | 8 | 5 | 0 |
| Embezzlement | 2 | 2 | 2 | 0 |
| Extortion/Blackmail | 0 | 0 | 0 | 0 |
| Fraud - False Pretenses | 2 | 1 | 1 | 0 |
| Fraud - Credit Card/ATM | 6 | 4 | 4 | 0 |
| Fraud - Impersonation | 5 | 5 | 2 | 0 |
| Fraud - Welfare | 0 | 0 | 0 | 0 |
| Fraud - Wire | 0 | 0 | 0 | 0 |
| Motor Vehicle Theft | 9 | 2 | 2 | 0 |
| Robbery | 2 | 1 | 1 | 0 |
| Stolen Property Offenses | 0 | 0 | 0 | 0 |
| Theft - Pocket-picking | 0 | 0 | 0 | 0 |
| Theft - Purse Snatching | 1 | 1 | 1 | 0 |
| Theft - Shoplifting | 62 | 55 | 62 | 6 |
| Theft From Building | 18 | 3 | 3 | 0 |
| Theft From Coin Machine | 2 | 0 | 0 | 0 |
| Theft From Motor Vehicle | 26 | 2 | 2 | 1 |
| Theft of Motor Vehicle Parts | 6 | 0 | 0 | 0 |
| Theft - All Other Larceny | 47 | 5 | 4 | 0 |
| Crimes Against Society | | | | |
| Drug/Narcotic Violations | 24 | 24 | 23 | 0 |
| Drug/Narcotic Equipment Violations | 10 | 10 | 1 | 0 |
| Gambling - Betting/Wagering | 0 | 0 | 0 | 0 |
| Gambling - Operating/Promoting | 0 | 0 | 0 | 0 |
| Gambling - Equipment Violations | 0 | 0 | 0 | 0 |
| Gambling - Sports Tampering | 0 | 0 | 0 | 0 |
| Pornography/Obscene Material | 0 | 0 | 0 | 0 |
| Prostitution | 0 | 0 | 0 | 0 |
| Prostitution Assisting/Promoting | 0 | 0 | 0 | 0 |
| Weapon Law Violations | 3 | 3 | 2 | 0 |
| Total Group A Offenses | 413 | 190 | 165 | 10 |



Jackson Police Department - 2007

2006 Population Estimate **62,711**

Offense Overview

Offense Total 11,788

Number Cleared 5,370

Percent Cleared 45.55 %

Group A Crimes per 100,000 population 18,797.3

Arrest Overview

Total Arrests 4,905

Adult Arrests 3,935

Juvenile Arrests 970

Unknown Age 0

Arrests per 100,000 population 7,821.6

Average number offenses/incident 1.15

Domestic Violence Victims

| Offense | Total | Arrests |
|-------------------------|--------------|------------|
| Murder | 1 | 1 |
| Aggravated Assault | 102 | 72 |
| Simple Assault | 1,244 | 465 |
| Intimidation | 175 | 46 |
| Stalking | 21 | 3 |
| Forcible Rape | 9 | 6 |
| Forcible Sodomy | 3 | 0 |
| Sexual Assault W/Object | 4 | 0 |
| Forcible Fondling | 7 | 1 |
| Incest | 0 | 0 |
| Statutory Rape | 1 | 0 |
| Kidnaping/Abduction | 22 | 2 |
| Total | 1,589 | 596 |

TIBRS Group B Arrests

| Offense | Adult | Juvenile |
|-----------------------|--------------|------------|
| Bad Checks | 2 | 0 |
| Curfew/Vagrancy | 0 | 0 |
| Disorderly Conduct | 69 | 124 |
| DUI | 241 | 2 |
| Drunkenness | 217 | 4 |
| Family-Non Violent | 4 | 0 |
| Liquor Law Violations | 85 | 11 |
| Peeping Tom | 0 | 0 |
| Runaway | 0 | 90 |
| Trespass | 67 | 24 |
| All Other Offenses | 778 | 42 |
| Total Group B | 1,463 | 297 |

| TIBRS Group A Offenses | Offenses | | Arrests | |
|------------------------------------|---------------|--------------|--------------|------------|
| | Reported | Cleared | Adult | Juvenile |
| Crimes Against Persons | | | | |
| Murder | 8 | 6 | 6 | 2 |
| Negligent Manslaughter | 0 | 0 | 0 | 0 |
| Kidnaping/Abduction | 36 | 28 | 5 | 0 |
| Forcible Rape | 27 | 14 | 13 | 1 |
| Forcible Sodomy | 10 | 5 | 0 | 0 |
| Sexual Assault W/Object | 5 | 4 | 0 | 0 |
| Forcible Fondling | 38 | 29 | 11 | 1 |
| Incest | 0 | 0 | 0 | 0 |
| Statutory Rape | 9 | 5 | 3 | 0 |
| Aggravated Assault | 381 | 268 | 248 | 43 |
| Simple Assault | 2,114 | 1,794 | 524 | 129 |
| Intimidation | 533 | 422 | 82 | 23 |
| Stalking | 43 | 33 | 8 | 0 |
| Crimes Against Property | | | | |
| Arson | 22 | 3 | 1 | 1 |
| Bribery | 2 | 1 | 1 | 0 |
| Burglary | 1,123 | 107 | 82 | 56 |
| Counterfeiting/Forgery | 239 | 94 | 88 | 4 |
| Destruction/Damage/Vandalism | 1,923 | 524 | 94 | 58 |
| Embezzlement | 105 | 64 | 43 | 0 |
| Extortion/Blackmail | 2 | 1 | 0 | 0 |
| Fraud - False Pretenses | 279 | 99 | 11 | 4 |
| Fraud - Credit Card/ATM | 91 | 19 | 5 | 0 |
| Fraud - Impersonation | 172 | 104 | 86 | 9 |
| Fraud - Welfare | 0 | 0 | 0 | 0 |
| Fraud - Wire | 8 | 0 | 0 | 0 |
| Motor Vehicle Theft | 506 | 57 | 30 | 22 |
| Robbery | 269 | 81 | 83 | 31 |
| Stolen Property Offenses | 23 | 23 | 23 | 2 |
| Theft - Pocket-picking | 3 | 0 | 0 | 0 |
| Theft - Purse Snatching | 11 | 7 | 1 | 0 |
| Theft - Shoplifting | 621 | 491 | 415 | 182 |
| Theft From Building | 627 | 171 | 43 | 8 |
| Theft From Coin Machine | 11 | 1 | 0 | 0 |
| Theft From Motor Vehicle | 616 | 42 | 20 | 15 |
| Theft of Motor Vehicle Parts | 559 | 17 | 10 | 7 |
| Theft - All Other Larceny | 527 | 64 | 26 | 9 |
| Crimes Against Society | | | | |
| Drug/Narcotic Violations | 483 | 436 | 366 | 44 |
| Drug/Narcotic Equipment Violations | 224 | 223 | 56 | 4 |
| Gambling - Betting/Wagering | 0 | 0 | 0 | 0 |
| Gambling - Operating/Promoting | 0 | 0 | 0 | 0 |
| Gambling - Equipment Violations | 2 | 2 | 1 | 0 |
| Gambling - Sports Tampering | 0 | 0 | 0 | 0 |
| Pornography/Obscene Material | 0 | 0 | 0 | 0 |
| Prostitution | 20 | 20 | 21 | 0 |
| Prostitution Assisting/Promoting | 2 | 2 | 1 | 0 |
| Weapon Law Violations | 114 | 109 | 65 | 18 |
| Total Group A Offenses | 11,788 | 5,370 | 2,472 | 673 |



Jamestown Police Department - 2007

2006 Population Estimate 1,898

Offense Overview

Offense Total 272
 Number Cleared 133
 Percent Cleared 48.90 %
 Group A Crimes per 100,000 population 14,330.9

Arrest Overview

Total Arrests 323
 Adult Arrests 323
 Juvenile Arrests 0
 Unknown Age 0
 Arrests per 100,000 population 17,017.9
 Average number offenses/incident 1.01

Domestic Violence Victims

| Offense | Total | Arrests |
|-------------------------|-----------|-----------|
| Murder | 0 | 0 |
| Aggravated Assault | 5 | 5 |
| Simple Assault | 18 | 17 |
| Intimidation | 0 | 0 |
| Stalking | 0 | 0 |
| Forcible Rape | 0 | 0 |
| Forcible Sodomy | 0 | 0 |
| Sexual Assault W/Object | 0 | 0 |
| Forcible Fondling | 0 | 0 |
| Incest | 0 | 0 |
| Statutory Rape | 0 | 0 |
| Kidnaping/Abduction | 0 | 0 |
| Total | 23 | 22 |

TIBRS Group B Arrests

| Offense | Adult | Juvenile |
|-----------------------|------------|----------|
| Bad Checks | 1 | 0 |
| Curfew/Vagrancy | 0 | 0 |
| Disorderly Conduct | 15 | 0 |
| DUI | 26 | 0 |
| Drunkenness | 28 | 0 |
| Family-Non Violent | 2 | 0 |
| Liquor Law Violations | 9 | 0 |
| Peeping Tom | 0 | 0 |
| Runaway | 0 | 0 |
| Trespass | 2 | 0 |
| All Other Offenses | 105 | 0 |
| Total Group B | 188 | 0 |

| TIBRS Group A Offenses | Offenses | | Arrests | |
|------------------------------------|------------|------------|------------|----------|
| | Reported | Cleared | Adult | Juvenile |
| Crimes Against Persons | | | | |
| Murder | 0 | 0 | 0 | 0 |
| Negligent Manslaughter | 0 | 0 | 0 | 0 |
| Kidnaping/Abduction | 0 | 0 | 0 | 0 |
| Forcible Rape | 1 | 0 | 0 | 0 |
| Forcible Sodomy | 0 | 0 | 0 | 0 |
| Sexual Assault W/Object | 0 | 0 | 0 | 0 |
| Forcible Fondling | 0 | 0 | 0 | 0 |
| Incest | 0 | 0 | 0 | 0 |
| Statutory Rape | 1 | 1 | 1 | 0 |
| Aggravated Assault | 16 | 14 | 14 | 0 |
| Simple Assault | 26 | 23 | 23 | 0 |
| Intimidation | 1 | 0 | 0 | 0 |
| Stalking | 1 | 0 | 0 | 0 |
| Crimes Against Property | | | | |
| Arson | 2 | 0 | 0 | 0 |
| Bribery | 0 | 0 | 0 | 0 |
| Burglary | 24 | 3 | 3 | 0 |
| Counterfeiting/Forgery | 1 | 0 | 0 | 0 |
| Destruction/Damage/Vandalism | 48 | 8 | 8 | 0 |
| Embezzlement | 0 | 0 | 0 | 0 |
| Extortion/Blackmail | 2 | 2 | 2 | 0 |
| Fraud - False Pretenses | 8 | 7 | 7 | 0 |
| Fraud - Credit Card/ATM | 0 | 0 | 0 | 0 |
| Fraud - Impersonation | 3 | 2 | 2 | 0 |
| Fraud - Welfare | 0 | 0 | 0 | 0 |
| Fraud - Wire | 0 | 0 | 0 | 0 |
| Motor Vehicle Theft | 3 | 0 | 0 | 0 |
| Robbery | 0 | 0 | 0 | 0 |
| Stolen Property Offenses | 1 | 0 | 0 | 0 |
| Theft - Pocket-picking | 0 | 0 | 0 | 0 |
| Theft - Purse Snatching | 0 | 0 | 0 | 0 |
| Theft - Shoplifting | 18 | 17 | 19 | 0 |
| Theft From Building | 19 | 11 | 12 | 0 |
| Theft From Coin Machine | 0 | 0 | 0 | 0 |
| Theft From Motor Vehicle | 13 | 1 | 1 | 0 |
| Theft of Motor Vehicle Parts | 3 | 0 | 0 | 0 |
| Theft - All Other Larceny | 38 | 6 | 6 | 0 |
| Crimes Against Society | | | | |
| Drug/Narcotic Violations | 40 | 35 | 35 | 0 |
| Drug/Narcotic Equipment Violations | 1 | 1 | 0 | 0 |
| Gambling - Betting/Wagering | 0 | 0 | 0 | 0 |
| Gambling - Operating/Promoting | 0 | 0 | 0 | 0 |
| Gambling - Equipment Violations | 0 | 0 | 0 | 0 |
| Gambling - Sports Tampering | 0 | 0 | 0 | 0 |
| Pornography/Obscene Material | 0 | 0 | 0 | 0 |
| Prostitution | 0 | 0 | 0 | 0 |
| Prostitution Assisting/Promoting | 0 | 0 | 0 | 0 |
| Weapon Law Violations | 2 | 2 | 2 | 0 |
| Total Group A Offenses | 272 | 133 | 135 | 0 |



2006 Population Estimate **3,101**

Offense Overview

Offense Total 237
 Number Cleared 101
 Percent Cleared 42.62 %

Group A Crimes per 100,000
 population 7,642.7

Arrest Overview

Total Arrests 185
 Adult Arrests 166
 Juvenile Arrests 19
 Unknown Age 0

Arrests per 100,000 population 5,965.8

Average number offenses/incident 1.13

Domestic Violence Victims

| Offense | Total | Arrests |
|-------------------------|-----------|-----------|
| Murder | 0 | 0 |
| Aggravated Assault | 2 | 2 |
| Simple Assault | 21 | 19 |
| Intimidation | 0 | 0 |
| Stalking | 0 | 0 |
| Forcible Rape | 0 | 0 |
| Forcible Sodomy | 0 | 0 |
| Sexual Assault W/Object | 1 | 1 |
| Forcible Fondling | 0 | 0 |
| Incest | 0 | 0 |
| Statutory Rape | 0 | 0 |
| Kidnaping/Abduction | 1 | 0 |
| Total | 25 | 22 |

TIBRS Group B Arrests

| Offense | Adult | Juvenile |
|-----------------------|-----------|-----------|
| Bad Checks | 0 | 0 |
| Curfew/Vagrancy | 0 | 0 |
| Disorderly Conduct | 19 | 3 |
| DUI | 29 | 0 |
| Drunkenness | 32 | 3 |
| Family-Non Violent | 0 | 0 |
| Liquor Law Violations | 4 | 4 |
| Peeping Tom | 0 | 0 |
| Runaway | 0 | 0 |
| Trespass | 1 | 0 |
| All Other Offenses | 13 | 0 |
| Total Group B | 98 | 10 |

| TIBRS Group A Offenses | Offenses | | Arrests | |
|------------------------------------|------------|------------|-----------|----------|
| | Reported | Cleared | Adult | Juvenile |
| Crimes Against Persons | | | | |
| Murder | 0 | 0 | 0 | 0 |
| Negligent Manslaughter | 0 | 0 | 0 | 0 |
| Kidnaping/Abduction | 1 | 1 | 0 | 0 |
| Forcible Rape | 0 | 0 | 0 | 0 |
| Forcible Sodomy | 0 | 0 | 0 | 0 |
| Sexual Assault W/Object | 1 | 1 | 1 | 0 |
| Forcible Fondling | 1 | 1 | 1 | 0 |
| Incest | 0 | 0 | 0 | 0 |
| Statutory Rape | 0 | 0 | 0 | 0 |
| Aggravated Assault | 4 | 3 | 2 | 0 |
| Simple Assault | 47 | 30 | 24 | 1 |
| Intimidation | 7 | 0 | 0 | 0 |
| Stalking | 2 | 0 | 0 | 0 |
| Crimes Against Property | | | | |
| Arson | 0 | 0 | 0 | 0 |
| Bribery | 0 | 0 | 0 | 0 |
| Burglary | 31 | 9 | 5 | 1 |
| Counterfeiting/Forgery | 4 | 2 | 3 | 0 |
| Destruction/Damage/Vandalism | 41 | 9 | 5 | 1 |
| Embezzlement | 2 | 2 | 1 | 0 |
| Extortion/Blackmail | 0 | 0 | 0 | 0 |
| Fraud - False Pretenses | 2 | 0 | 0 | 0 |
| Fraud - Credit Card/ATM | 0 | 0 | 0 | 0 |
| Fraud - Impersonation | 0 | 0 | 0 | 0 |
| Fraud - Welfare | 0 | 0 | 0 | 0 |
| Fraud - Wire | 0 | 0 | 0 | 0 |
| Motor Vehicle Theft | 6 | 1 | 1 | 0 |
| Robbery | 0 | 0 | 0 | 0 |
| Stolen Property Offenses | 0 | 0 | 0 | 0 |
| Theft - Pocket-picking | 0 | 0 | 0 | 0 |
| Theft - Purse Snatching | 0 | 0 | 0 | 0 |
| Theft - Shoplifting | 6 | 5 | 10 | 0 |
| Theft From Building | 14 | 1 | 0 | 1 |
| Theft From Coin Machine | 4 | 3 | 0 | 0 |
| Theft From Motor Vehicle | 12 | 2 | 2 | 2 |
| Theft of Motor Vehicle Parts | 2 | 0 | 0 | 0 |
| Theft - All Other Larceny | 20 | 1 | 1 | 0 |
| Crimes Against Society | | | | |
| Drug/Narcotic Violations | 23 | 23 | 11 | 2 |
| Drug/Narcotic Equipment Violations | 7 | 7 | 1 | 1 |
| Gambling - Betting/Wagering | 0 | 0 | 0 | 0 |
| Gambling - Operating/Promoting | 0 | 0 | 0 | 0 |
| Gambling - Equipment Violations | 0 | 0 | 0 | 0 |
| Gambling - Sports Tampering | 0 | 0 | 0 | 0 |
| Pornography/Obscene Material | 0 | 0 | 0 | 0 |
| Prostitution | 0 | 0 | 0 | 0 |
| Prostitution Assisting/Promoting | 0 | 0 | 0 | 0 |
| Weapon Law Violations | 0 | 0 | 0 | 0 |
| Total Group A Offenses | 237 | 101 | 68 | 9 |



Jefferson City Police Department - 2007

2006 Population Estimate 8,028

Offense Overview

Offense Total 1,044
 Number Cleared 324
 Percent Cleared 31.03 %
 Group A Crimes per 100,000 population 13,004.5

Arrest Overview

Total Arrests 417
 Adult Arrests 388
 Juvenile Arrests 29
 Unknown Age 0
 Arrests per 100,000 population 5,194.3
 Average number offenses/incident 1.12

Domestic Violence Victims

| Offense | Total | Arrests |
|-------------------------|-----------|-----------|
| Murder | 0 | 0 |
| Aggravated Assault | 8 | 6 |
| Simple Assault | 54 | 24 |
| Intimidation | 16 | 1 |
| Stalking | 0 | 0 |
| Forcible Rape | 0 | 0 |
| Forcible Sodomy | 0 | 0 |
| Sexual Assault W/Object | 0 | 0 |
| Forcible Fondling | 5 | 0 |
| Incest | 0 | 0 |
| Statutory Rape | 0 | 0 |
| Kidnaping/Abduction | 0 | 0 |
| Total | 83 | 31 |

TIBRS Group B Arrests

| Offense | Adult | Juvenile |
|-----------------------|------------|----------|
| Bad Checks | 0 | 0 |
| Curfew/Vagrancy | 0 | 0 |
| Disorderly Conduct | 5 | 2 |
| DUI | 57 | 1 |
| Drunkenness | 27 | 0 |
| Family-Non Violent | 1 | 1 |
| Liquor Law Violations | 4 | 1 |
| Peeping Tom | 0 | 0 |
| Runaway | 0 | 2 |
| Trespass | 12 | 0 |
| All Other Offenses | 45 | 0 |
| Total Group B | 151 | 7 |

| TIBRS Group A Offenses | Offenses | | Arrests | |
|------------------------------------|--------------|------------|------------|-----------|
| | Reported | Cleared | Adult | Juvenile |
| Crimes Against Persons | | | | |
| Murder | 0 | 0 | 0 | 0 |
| Negligent Manslaughter | 0 | 0 | 0 | 0 |
| Kidnaping/Abduction | 0 | 0 | 0 | 0 |
| Forcible Rape | 2 | 1 | 0 | 0 |
| Forcible Sodomy | 2 | 0 | 0 | 0 |
| Sexual Assault W/Object | 0 | 0 | 0 | 0 |
| Forcible Fondling | 9 | 3 | 1 | 0 |
| Incest | 0 | 0 | 0 | 0 |
| Statutory Rape | 2 | 1 | 0 | 0 |
| Aggravated Assault | 28 | 16 | 10 | 1 |
| Simple Assault | 111 | 40 | 27 | 5 |
| Intimidation | 53 | 3 | 2 | 1 |
| Stalking | 4 | 0 | 0 | 0 |
| Crimes Against Property | | | | |
| Arson | 0 | 0 | 0 | 0 |
| Bribery | 0 | 0 | 0 | 0 |
| Burglary | 67 | 11 | 5 | 5 |
| Counterfeiting/Forgery | 71 | 27 | 18 | 0 |
| Destruction/Damage/Vandalism | 114 | 9 | 4 | 2 |
| Embezzlement | 18 | 8 | 7 | 0 |
| Extortion/Blackmail | 0 | 0 | 0 | 0 |
| Fraud - False Pretenses | 32 | 4 | 2 | 0 |
| Fraud - Credit Card/ATM | 4 | 1 | 1 | 0 |
| Fraud - Impersonation | 1 | 0 | 0 | 0 |
| Fraud - Welfare | 0 | 0 | 0 | 0 |
| Fraud - Wire | 0 | 0 | 0 | 0 |
| Motor Vehicle Theft | 20 | 7 | 3 | 0 |
| Robbery | 3 | 0 | 0 | 0 |
| Stolen Property Offenses | 1 | 1 | 1 | 0 |
| Theft - Pocket-picking | 0 | 0 | 0 | 0 |
| Theft - Purse Snatching | 7 | 2 | 2 | 1 |
| Theft - Shoplifting | 80 | 42 | 45 | 6 |
| Theft From Building | 88 | 18 | 10 | 0 |
| Theft From Coin Machine | 3 | 0 | 0 | 0 |
| Theft From Motor Vehicle | 45 | 3 | 1 | 0 |
| Theft of Motor Vehicle Parts | 26 | 2 | 2 | 0 |
| Theft - All Other Larceny | 125 | 6 | 6 | 0 |
| Crimes Against Society | | | | |
| Drug/Narcotic Violations | 71 | 66 | 76 | 0 |
| Drug/Narcotic Equipment Violations | 48 | 44 | 10 | 1 |
| Gambling - Betting/Wagering | 0 | 0 | 0 | 0 |
| Gambling - Operating/Promoting | 0 | 0 | 0 | 0 |
| Gambling - Equipment Violations | 0 | 0 | 0 | 0 |
| Gambling - Sports Tampering | 0 | 0 | 0 | 0 |
| Pornography/Obscene Material | 0 | 0 | 0 | 0 |
| Prostitution | 0 | 0 | 0 | 0 |
| Prostitution Assisting/Promoting | 0 | 0 | 0 | 0 |
| Weapon Law Violations | 9 | 9 | 4 | 0 |
| Total Group A Offenses | 1,044 | 324 | 237 | 22 |



2006 Population Estimate **2,534**

Offense Overview

Offense Total 258
 Number Cleared 52
 Percent Cleared 20.16 %

Group A Crimes per 100,000
 population 10,181.5

Arrest Overview

Total Arrests 130
 Adult Arrests 126
 Juvenile Arrests 4
 Unknown Age 0

Arrests per 100,000 population 5,130.2

Average number offenses/incident 1.06

Domestic Violence Victims

| Offense | Total | Arrests |
|-------------------------|-----------|----------|
| Murder | 0 | 0 |
| Aggravated Assault | 1 | 0 |
| Simple Assault | 7 | 7 |
| Intimidation | 1 | 0 |
| Stalking | 2 | 1 |
| Forcible Rape | 0 | 0 |
| Forcible Sodomy | 0 | 0 |
| Sexual Assault W/Object | 0 | 0 |
| Forcible Fondling | 0 | 0 |
| Incest | 0 | 0 |
| Statutory Rape | 0 | 0 |
| Kidnaping/Abduction | 0 | 0 |
| Total | 11 | 8 |

TIBRS Group B Arrests

| Offense | Adult | Juvenile |
|-----------------------|-----------|----------|
| Bad Checks | 1 | 0 |
| Curfew/Vagrancy | 0 | 0 |
| Disorderly Conduct | 7 | 0 |
| DUI | 8 | 0 |
| Drunkenness | 11 | 0 |
| Family-Non Violent | 0 | 0 |
| Liquor Law Violations | 0 | 0 |
| Peeping Tom | 1 | 0 |
| Runaway | 0 | 0 |
| Trespass | 5 | 0 |
| All Other Offenses | 49 | 0 |
| Total Group B | 82 | 0 |

| TIBRS Group A Offenses | Offenses | | Arrests | |
|------------------------------------|------------|-----------|-----------|----------|
| | Reported | Cleared | Adult | Juvenile |
| Crimes Against Persons | | | | |
| Murder | 0 | 0 | 0 | 0 |
| Negligent Manslaughter | 0 | 0 | 0 | 0 |
| Kidnaping/Abduction | 0 | 0 | 0 | 0 |
| Forcible Rape | 0 | 0 | 0 | 0 |
| Forcible Sodomy | 0 | 0 | 0 | 0 |
| Sexual Assault W/Object | 0 | 0 | 0 | 0 |
| Forcible Fondling | 0 | 0 | 0 | 0 |
| Incest | 0 | 0 | 0 | 0 |
| Statutory Rape | 0 | 0 | 0 | 0 |
| Aggravated Assault | 3 | 1 | 1 | 0 |
| Simple Assault | 25 | 15 | 14 | 1 |
| Intimidation | 12 | 0 | 0 | 0 |
| Stalking | 6 | 1 | 1 | 0 |
| Crimes Against Property | | | | |
| Arson | 1 | 0 | 0 | 0 |
| Bribery | 0 | 0 | 0 | 0 |
| Burglary | 17 | 2 | 2 | 0 |
| Counterfeiting/Forgery | 1 | 0 | 0 | 0 |
| Destruction/Damage/Vandalism | 44 | 8 | 5 | 0 |
| Embezzlement | 0 | 0 | 0 | 0 |
| Extortion/Blackmail | 0 | 0 | 0 | 0 |
| Fraud - False Pretenses | 1 | 0 | 0 | 0 |
| Fraud - Credit Card/ATM | 1 | 1 | 0 | 0 |
| Fraud - Impersonation | 2 | 0 | 0 | 0 |
| Fraud - Welfare | 0 | 0 | 0 | 0 |
| Fraud - Wire | 0 | 0 | 0 | 0 |
| Motor Vehicle Theft | 9 | 2 | 3 | 0 |
| Robbery | 0 | 0 | 0 | 0 |
| Stolen Property Offenses | 0 | 0 | 0 | 0 |
| Theft - Pocket-picking | 0 | 0 | 0 | 0 |
| Theft - Purse Snatching | 2 | 0 | 0 | 0 |
| Theft - Shoplifting | 14 | 7 | 7 | 0 |
| Theft From Building | 56 | 5 | 3 | 3 |
| Theft From Coin Machine | 2 | 0 | 0 | 0 |
| Theft From Motor Vehicle | 35 | 5 | 5 | 0 |
| Theft of Motor Vehicle Parts | 3 | 0 | 0 | 0 |
| Theft - All Other Larceny | 21 | 3 | 1 | 0 |
| Crimes Against Society | | | | |
| Drug/Narcotic Violations | 3 | 2 | 2 | 0 |
| Drug/Narcotic Equipment Violations | 0 | 0 | 0 | 0 |
| Gambling - Betting/Wagering | 0 | 0 | 0 | 0 |
| Gambling - Operating/Promoting | 0 | 0 | 0 | 0 |
| Gambling - Equipment Violations | 0 | 0 | 0 | 0 |
| Gambling - Sports Tampering | 0 | 0 | 0 | 0 |
| Pornography/Obscene Material | 0 | 0 | 0 | 0 |
| Prostitution | 0 | 0 | 0 | 0 |
| Prostitution Assisting/Promoting | 0 | 0 | 0 | 0 |
| Weapon Law Violations | 0 | 0 | 0 | 0 |
| Total Group A Offenses | 258 | 52 | 44 | 4 |



Johnson City Police Department - 2007

2006 Population Estimate **59,866**

Offense Overview

Offense Total 7,116

Number Cleared 4,167

Percent Cleared 58.56 %

Group A Crimes per 100,000 population 11,886.5

Arrest Overview

Total Arrests 5,308

Adult Arrests 4,778

Juvenile Arrests 530

Unknown Age 0

Arrests per 100,000 population 8,866.5

Average number offenses/incident 1.13

Domestic Violence Victims

| Offense | Total | Arrests |
|-------------------------|------------|------------|
| Murder | 0 | 0 |
| Aggravated Assault | 76 | 49 |
| Simple Assault | 626 | 378 |
| Intimidation | 58 | 4 |
| Stalking | 11 | 1 |
| Forcible Rape | 4 | 1 |
| Forcible Sodomy | 4 | 0 |
| Sexual Assault W/Object | 0 | 0 |
| Forcible Fondling | 1 | 0 |
| Incest | 1 | 0 |
| Statutory Rape | 2 | 1 |
| Kidnaping/Abduction | 7 | 5 |
| Total | 790 | 439 |

TIBRS Group B Arrests

| Offense | Adult | Juvenile |
|-----------------------|--------------|------------|
| Bad Checks | 6 | 0 |
| Curfew/Vagrancy | 0 | 1 |
| Disorderly Conduct | 94 | 27 |
| DUI | 397 | 5 |
| Drunkenness | 992 | 4 |
| Family-Non Violent | 14 | 0 |
| Liquor Law Violations | 256 | 30 |
| Peeping Tom | 1 | 0 |
| Runaway | 0 | 19 |
| Trespass | 138 | 8 |
| All Other Offenses | 311 | 60 |
| Total Group B | 2,209 | 154 |

| TIBRS Group A Offenses | Offenses | | Arrests | |
|------------------------------------|--------------|--------------|--------------|------------|
| | Reported | Cleared | Adult | Juvenile |
| Crimes Against Persons | | | | |
| Murder | 1 | 1 | 4 | 0 |
| Negligent Manslaughter | 0 | 0 | 0 | 0 |
| Kidnaping/Abduction | 10 | 8 | 8 | 0 |
| Forcible Rape | 22 | 19 | 2 | 1 |
| Forcible Sodomy | 4 | 4 | 0 | 0 |
| Sexual Assault W/Object | 0 | 0 | 0 | 0 |
| Forcible Fondling | 28 | 20 | 6 | 2 |
| Incest | 1 | 1 | 0 | 0 |
| Statutory Rape | 5 | 4 | 3 | 0 |
| Aggravated Assault | 261 | 228 | 110 | 6 |
| Simple Assault | 1,033 | 895 | 415 | 60 |
| Intimidation | 245 | 179 | 19 | 2 |
| Stalking | 35 | 25 | 4 | 0 |
| Crimes Against Property | | | | |
| Arson | 12 | 5 | 3 | 3 |
| Bribery | 2 | 2 | 1 | 0 |
| Burglary | 553 | 146 | 103 | 12 |
| Counterfeiting/Forgery | 225 | 122 | 92 | 2 |
| Destruction/Damage/Vandalism | 749 | 210 | 63 | 30 |
| Embezzlement | 94 | 73 | 49 | 1 |
| Extortion/Blackmail | 2 | 2 | 0 | 0 |
| Fraud - False Pretenses | 242 | 147 | 71 | 0 |
| Fraud - Credit Card/ATM | 112 | 48 | 28 | 6 |
| Fraud - Impersonation | 182 | 151 | 114 | 6 |
| Fraud - Welfare | 0 | 0 | 0 | 0 |
| Fraud - Wire | 14 | 10 | 0 | 0 |
| Motor Vehicle Theft | 148 | 60 | 42 | 8 |
| Robbery | 58 | 39 | 40 | 1 |
| Stolen Property Offenses | 12 | 11 | 7 | 3 |
| Theft - Pocket-picking | 9 | 1 | 0 | 0 |
| Theft - Purse Snatching | 3 | 1 | 1 | 0 |
| Theft - Shoplifting | 776 | 647 | 642 | 153 |
| Theft From Building | 488 | 180 | 83 | 11 |
| Theft From Coin Machine | 19 | 2 | 4 | 1 |
| Theft From Motor Vehicle | 487 | 81 | 74 | 12 |
| Theft of Motor Vehicle Parts | 204 | 19 | 17 | 1 |
| Theft - All Other Larceny | 340 | 89 | 48 | 9 |
| Crimes Against Society | | | | |
| Drug/Narcotic Violations | 369 | 367 | 325 | 36 |
| Drug/Narcotic Equipment Violations | 254 | 254 | 110 | 5 |
| Gambling - Betting/Wagering | 0 | 0 | 0 | 0 |
| Gambling - Operating/Promoting | 0 | 0 | 0 | 0 |
| Gambling - Equipment Violations | 1 | 1 | 0 | 0 |
| Gambling - Sports Tampering | 0 | 0 | 0 | 0 |
| Pornography/Obscene Material | 0 | 0 | 0 | 0 |
| Prostitution | 47 | 47 | 43 | 0 |
| Prostitution Assisting/Promoting | 6 | 6 | 5 | 0 |
| Weapon Law Violations | 63 | 62 | 33 | 5 |
| Total Group A Offenses | 7,116 | 4,167 | 2,569 | 376 |



Jonesborough Police Department - 2007

2006 Population Estimate 4,721

Offense Overview

Offense Total 307
 Number Cleared 158
 Percent Cleared 51.47 %

Group A Crimes per 100,000 population 6,502.9

Arrest Overview

Total Arrests 259
 Adult Arrests 246
 Juvenile Arrests 13
 Unknown Age 0

Arrests per 100,000 population 5,486.1

Average number offenses/incident 1.17

Domestic Violence Victims

| Offense | Total | Arrests |
|-------------------------|-----------|-----------|
| Murder | 0 | 0 |
| Aggravated Assault | 5 | 5 |
| Simple Assault | 34 | 28 |
| Intimidation | 7 | 3 |
| Stalking | 2 | 0 |
| Forcible Rape | 1 | 1 |
| Forcible Sodomy | 0 | 0 |
| Sexual Assault W/Object | 0 | 0 |
| Forcible Fondling | 0 | 0 |
| Incest | 1 | 1 |
| Statutory Rape | 0 | 0 |
| Kidnaping/Abduction | 0 | 0 |
| Total | 50 | 38 |

TIBRS Group B Arrests

| Offense | Adult | Juvenile |
|-----------------------|------------|----------|
| Bad Checks | 0 | 0 |
| Curfew/Vagrancy | 0 | 0 |
| Disorderly Conduct | 9 | 0 |
| DUI | 56 | 0 |
| Drunkenness | 50 | 0 |
| Family-Non Violent | 1 | 0 |
| Liquor Law Violations | 9 | 0 |
| Peeping Tom | 0 | 0 |
| Runaway | 0 | 0 |
| Trespass | 1 | 0 |
| All Other Offenses | 6 | 3 |
| Total Group B | 132 | 3 |

| TIBRS Group A Offenses | Offenses | | Arrests | |
|------------------------------------|------------|------------|------------|-----------|
| | Reported | Cleared | Adult | Juvenile |
| Crimes Against Persons | | | | |
| Murder | 0 | 0 | 0 | 0 |
| Negligent Manslaughter | 0 | 0 | 0 | 0 |
| Kidnaping/Abduction | 0 | 0 | 0 | 0 |
| Forcible Rape | 1 | 1 | 1 | 0 |
| Forcible Sodomy | 0 | 0 | 0 | 0 |
| Sexual Assault W/Object | 2 | 0 | 0 | 0 |
| Forcible Fondling | 0 | 0 | 0 | 0 |
| Incest | 1 | 1 | 1 | 0 |
| Statutory Rape | 0 | 0 | 0 | 0 |
| Aggravated Assault | 20 | 15 | 12 | 1 |
| Simple Assault | 53 | 39 | 29 | 3 |
| Intimidation | 13 | 8 | 5 | 0 |
| Stalking | 4 | 0 | 0 | 0 |
| Crimes Against Property | | | | |
| Arson | 1 | 0 | 0 | 0 |
| Bribery | 0 | 0 | 0 | 0 |
| Burglary | 26 | 4 | 3 | 0 |
| Counterfeiting/Forgery | 20 | 9 | 8 | 0 |
| Destruction/Damage/Vandalism | 30 | 5 | 2 | 1 |
| Embezzlement | 0 | 0 | 0 | 0 |
| Extortion/Blackmail | 0 | 0 | 0 | 0 |
| Fraud - False Pretenses | 4 | 2 | 2 | 0 |
| Fraud - Credit Card/ATM | 4 | 0 | 0 | 0 |
| Fraud - Impersonation | 5 | 5 | 5 | 0 |
| Fraud - Welfare | 0 | 0 | 0 | 0 |
| Fraud - Wire | 0 | 0 | 0 | 0 |
| Motor Vehicle Theft | 6 | 0 | 0 | 0 |
| Robbery | 2 | 2 | 1 | 0 |
| Stolen Property Offenses | 4 | 3 | 1 | 0 |
| Theft - Pocket-picking | 0 | 0 | 0 | 0 |
| Theft - Purse Snatching | 2 | 0 | 0 | 0 |
| Theft - Shoplifting | 11 | 7 | 8 | 0 |
| Theft From Building | 7 | 1 | 0 | 0 |
| Theft From Coin Machine | 1 | 0 | 0 | 0 |
| Theft From Motor Vehicle | 11 | 3 | 2 | 0 |
| Theft of Motor Vehicle Parts | 2 | 0 | 0 | 0 |
| Theft - All Other Larceny | 36 | 13 | 5 | 2 |
| Crimes Against Society | | | | |
| Drug/Narcotic Violations | 26 | 26 | 22 | 2 |
| Drug/Narcotic Equipment Violations | 12 | 12 | 6 | 1 |
| Gambling - Betting/Wagering | 0 | 0 | 0 | 0 |
| Gambling - Operating/Promoting | 0 | 0 | 0 | 0 |
| Gambling - Equipment Violations | 0 | 0 | 0 | 0 |
| Gambling - Sports Tampering | 0 | 0 | 0 | 0 |
| Pornography/Obscene Material | 0 | 0 | 0 | 0 |
| Prostitution | 0 | 0 | 0 | 0 |
| Prostitution Assisting/Promoting | 0 | 0 | 0 | 0 |
| Weapon Law Violations | 3 | 2 | 1 | 0 |
| Total Group A Offenses | 307 | 158 | 114 | 10 |



Kenton Police Department - 2007

2006 Population Estimate 1,306

Offense Overview

Offense Total 39
 Number Cleared 28
 Percent Cleared 71.79 %

Group A Crimes per 100,000 population 2,986.2

Arrest Overview

Total Arrests 36
 Adult Arrests 36
 Juvenile Arrests 0
 Unknown Age 0

Arrests per 100,000 population 2,756.5

Average number offenses/incident 1.05

Domestic Violence Victims

| Offense | Total | Arrests |
|-------------------------|----------|----------|
| Murder | 0 | 0 |
| Aggravated Assault | 2 | 1 |
| Simple Assault | 2 | 2 |
| Intimidation | 1 | 0 |
| Stalking | 0 | 0 |
| Forcible Rape | 0 | 0 |
| Forcible Sodomy | 0 | 0 |
| Sexual Assault W/Object | 0 | 0 |
| Forcible Fondling | 0 | 0 |
| Incest | 0 | 0 |
| Statutory Rape | 0 | 0 |
| Kidnaping/Abduction | 0 | 0 |
| Total | 5 | 3 |

TIBRS Group B Arrests

| Offense | Adult | Juvenile |
|-----------------------|-----------|----------|
| Bad Checks | 0 | 0 |
| Curfew/Vagrancy | 0 | 0 |
| Disorderly Conduct | 1 | 0 |
| DUI | 8 | 0 |
| Drunkenness | 1 | 0 |
| Family-Non Violent | 0 | 0 |
| Liquor Law Violations | 0 | 0 |
| Peeping Tom | 0 | 0 |
| Runaway | 0 | 0 |
| Trespass | 0 | 0 |
| All Other Offenses | 2 | 0 |
| Total Group B | 12 | 0 |

| TIBRS Group A Offenses | Offenses | | Arrests | |
|------------------------------------|-----------|-----------|-----------|----------|
| | Reported | Cleared | Adult | Juvenile |
| Crimes Against Persons | | | | |
| Murder | 0 | 0 | 0 | 0 |
| Negligent Manslaughter | 0 | 0 | 0 | 0 |
| Kidnaping/Abduction | 0 | 0 | 0 | 0 |
| Forcible Rape | 0 | 0 | 0 | 0 |
| Forcible Sodomy | 0 | 0 | 0 | 0 |
| Sexual Assault W/Object | 0 | 0 | 0 | 0 |
| Forcible Fondling | 0 | 0 | 0 | 0 |
| Incest | 0 | 0 | 0 | 0 |
| Statutory Rape | 0 | 0 | 0 | 0 |
| Aggravated Assault | 2 | 2 | 1 | 0 |
| Simple Assault | 6 | 6 | 4 | 0 |
| Intimidation | 2 | 1 | 0 | 0 |
| Stalking | 0 | 0 | 0 | 0 |
| Crimes Against Property | | | | |
| Arson | 0 | 0 | 0 | 0 |
| Bribery | 0 | 0 | 0 | 0 |
| Burglary | 4 | 2 | 2 | 0 |
| Counterfeiting/Forgery | 8 | 8 | 7 | 0 |
| Destruction/Damage/Vandalism | 3 | 1 | 1 | 0 |
| Embezzlement | 0 | 0 | 0 | 0 |
| Extortion/Blackmail | 0 | 0 | 0 | 0 |
| Fraud - False Pretenses | 1 | 1 | 1 | 0 |
| Fraud - Credit Card/ATM | 0 | 0 | 0 | 0 |
| Fraud - Impersonation | 1 | 1 | 1 | 0 |
| Fraud - Welfare | 0 | 0 | 0 | 0 |
| Fraud - Wire | 0 | 0 | 0 | 0 |
| Motor Vehicle Theft | 0 | 0 | 0 | 0 |
| Robbery | 0 | 0 | 0 | 0 |
| Stolen Property Offenses | 0 | 0 | 0 | 0 |
| Theft - Pocket-picking | 0 | 0 | 0 | 0 |
| Theft - Purse Snatching | 0 | 0 | 0 | 0 |
| Theft - Shoplifting | 1 | 1 | 1 | 0 |
| Theft From Building | 2 | 1 | 1 | 0 |
| Theft From Coin Machine | 2 | 0 | 0 | 0 |
| Theft From Motor Vehicle | 1 | 0 | 0 | 0 |
| Theft of Motor Vehicle Parts | 1 | 0 | 0 | 0 |
| Theft - All Other Larceny | 1 | 0 | 0 | 0 |
| Crimes Against Society | | | | |
| Drug/Narcotic Violations | 4 | 4 | 5 | 0 |
| Drug/Narcotic Equipment Violations | 0 | 0 | 0 | 0 |
| Gambling - Betting/Wagering | 0 | 0 | 0 | 0 |
| Gambling - Operating/Promoting | 0 | 0 | 0 | 0 |
| Gambling - Equipment Violations | 0 | 0 | 0 | 0 |
| Gambling - Sports Tampering | 0 | 0 | 0 | 0 |
| Pornography/Obscene Material | 0 | 0 | 0 | 0 |
| Prostitution | 0 | 0 | 0 | 0 |
| Prostitution Assisting/Promoting | 0 | 0 | 0 | 0 |
| Weapon Law Violations | 0 | 0 | 0 | 0 |
| Total Group A Offenses | 39 | 28 | 24 | 0 |



Kimball Police Department - 2007

2006 Population Estimate 1,372

Offense Overview

Offense Total 200
 Number Cleared 62
 Percent Cleared 31.00 %
 Group A Crimes per 100,000 population 14,577.3

Arrest Overview

Total Arrests 124
 Adult Arrests 119
 Juvenile Arrests 5
 Unknown Age 0
 Arrests per 100,000 population 9,037.9
 Average number offenses/incident 1.06

Domestic Violence Victims

| Offense | Total | Arrests |
|-------------------------|-----------|----------|
| Murder | 0 | 0 |
| Aggravated Assault | 1 | 0 |
| Simple Assault | 14 | 3 |
| Intimidation | 3 | 0 |
| Stalking | 2 | 0 |
| Forcible Rape | 0 | 0 |
| Forcible Sodomy | 0 | 0 |
| Sexual Assault W/Object | 0 | 0 |
| Forcible Fondling | 0 | 0 |
| Incest | 0 | 0 |
| Statutory Rape | 0 | 0 |
| Kidnaping/Abduction | 1 | 1 |
| Total | 21 | 4 |

TIBRS Group B Arrests

| Offense | Adult | Juvenile |
|-----------------------|-----------|----------|
| Bad Checks | 0 | 0 |
| Curfew/Vagrancy | 0 | 0 |
| Disorderly Conduct | 2 | 0 |
| DUI | 24 | 0 |
| Drunkenness | 19 | 0 |
| Family-Non Violent | 0 | 0 |
| Liquor Law Violations | 2 | 0 |
| Peeping Tom | 0 | 0 |
| Runaway | 0 | 0 |
| Trespass | 0 | 0 |
| All Other Offenses | 7 | 0 |
| Total Group B | 54 | 0 |

| TIBRS Group A Offenses | Offenses | | Arrests | |
|------------------------------------|------------|-----------|-----------|----------|
| | Reported | Cleared | Adult | Juvenile |
| Crimes Against Persons | | | | |
| Murder | 0 | 0 | 0 | 0 |
| Negligent Manslaughter | 0 | 0 | 0 | 0 |
| Kidnaping/Abduction | 2 | 2 | 1 | 0 |
| Forcible Rape | 0 | 0 | 0 | 0 |
| Forcible Sodomy | 0 | 0 | 0 | 0 |
| Sexual Assault W/Object | 0 | 0 | 0 | 0 |
| Forcible Fondling | 0 | 0 | 0 | 0 |
| Incest | 0 | 0 | 0 | 0 |
| Statutory Rape | 0 | 0 | 0 | 0 |
| Aggravated Assault | 2 | 0 | 0 | 0 |
| Simple Assault | 36 | 9 | 7 | 2 |
| Intimidation | 13 | 0 | 0 | 0 |
| Stalking | 3 | 0 | 0 | 0 |
| Crimes Against Property | | | | |
| Arson | 1 | 0 | 0 | 0 |
| Bribery | 0 | 0 | 0 | 0 |
| Burglary | 2 | 1 | 1 | 0 |
| Counterfeiting/Forgery | 11 | 4 | 5 | 1 |
| Destruction/Damage/Vandalism | 15 | 2 | 2 | 0 |
| Embezzlement | 5 | 1 | 1 | 0 |
| Extortion/Blackmail | 0 | 0 | 0 | 0 |
| Fraud - False Pretenses | 4 | 2 | 1 | 0 |
| Fraud - Credit Card/ATM | 1 | 0 | 1 | 0 |
| Fraud - Impersonation | 5 | 4 | 3 | 0 |
| Fraud - Welfare | 0 | 0 | 0 | 0 |
| Fraud - Wire | 0 | 0 | 0 | 0 |
| Motor Vehicle Theft | 9 | 1 | 1 | 0 |
| Robbery | 2 | 2 | 4 | 0 |
| Stolen Property Offenses | 0 | 0 | 0 | 0 |
| Theft - Pocket-picking | 0 | 0 | 0 | 0 |
| Theft - Purse Snatching | 0 | 0 | 0 | 0 |
| Theft - Shoplifting | 17 | 10 | 12 | 2 |
| Theft From Building | 20 | 1 | 1 | 0 |
| Theft From Coin Machine | 0 | 0 | 0 | 0 |
| Theft From Motor Vehicle | 17 | 1 | 1 | 0 |
| Theft of Motor Vehicle Parts | 1 | 0 | 0 | 0 |
| Theft - All Other Larceny | 7 | 0 | 0 | 0 |
| Crimes Against Society | | | | |
| Drug/Narcotic Violations | 18 | 15 | 17 | 0 |
| Drug/Narcotic Equipment Violations | 8 | 6 | 6 | 0 |
| Gambling - Betting/Wagering | 0 | 0 | 0 | 0 |
| Gambling - Operating/Promoting | 0 | 0 | 0 | 0 |
| Gambling - Equipment Violations | 0 | 0 | 0 | 0 |
| Gambling - Sports Tampering | 0 | 0 | 0 | 0 |
| Pornography/Obscene Material | 0 | 0 | 0 | 0 |
| Prostitution | 0 | 0 | 0 | 0 |
| Prostitution Assisting/Promoting | 0 | 0 | 0 | 0 |
| Weapon Law Violations | 1 | 1 | 1 | 0 |
| Total Group A Offenses | 200 | 62 | 65 | 5 |



Kingsport Police Department - 2007

2006 Population Estimate **44,191**

Offense Overview

Offense Total 8,115
 Number Cleared 3,117
 Percent Cleared 38.41 %

Group A Crimes per 100,000
 population 18,363.5

Arrest Overview

Total Arrests 3,611
 Adult Arrests 3,335
 Juvenile Arrests 276
 Unknown Age 0

Arrests per 100,000 population 8,171.3

Average number offenses/incident 1.22

Domestic Violence Victims

| Offense | Total | Arrests |
|-------------------------|------------|------------|
| Murder | 1 | 1 |
| Aggravated Assault | 78 | 50 |
| Simple Assault | 502 | 216 |
| Intimidation | 4 | 0 |
| Stalking | 10 | 3 |
| Forcible Rape | 4 | 0 |
| Forcible Sodomy | 0 | 0 |
| Sexual Assault W/Object | 0 | 0 |
| Forcible Fondling | 8 | 1 |
| Incest | 0 | 0 |
| Statutory Rape | 5 | 0 |
| Kidnaping/Abduction | 8 | 2 |
| Total | 620 | 273 |

TIBRS Group B Arrests

| Offense | Adult | Juvenile |
|-----------------------|--------------|-----------|
| Bad Checks | 5 | 0 |
| Curfew/Vagrancy | 0 | 0 |
| Disorderly Conduct | 46 | 10 |
| DUI | 251 | 1 |
| Drunkenness | 706 | 2 |
| Family-Non Violent | 15 | 0 |
| Liquor Law Violations | 26 | 16 |
| Peeping Tom | 0 | 0 |
| Runaway | 0 | 4 |
| Trespass | 101 | 11 |
| All Other Offenses | 196 | 36 |
| Total Group B | 1,346 | 80 |

| TIBRS Group A Offenses | Offenses | | Arrests | |
|------------------------------------|--------------|--------------|--------------|------------|
| | Reported | Cleared | Adult | Juvenile |
| Crimes Against Persons | | | | |
| Murder | 2 | 2 | 4 | 0 |
| Negligent Manslaughter | 1 | 1 | 1 | 0 |
| Kidnaping/Abduction | 19 | 16 | 2 | 0 |
| Forcible Rape | 21 | 12 | 0 | 0 |
| Forcible Sodomy | 1 | 1 | 0 | 0 |
| Sexual Assault W/Object | 1 | 0 | 0 | 0 |
| Forcible Fondling | 46 | 26 | 8 | 0 |
| Incest | 0 | 0 | 0 | 0 |
| Statutory Rape | 11 | 3 | 2 | 0 |
| Aggravated Assault | 255 | 182 | 102 | 11 |
| Simple Assault | 984 | 414 | 253 | 15 |
| Intimidation | 20 | 4 | 0 | 0 |
| Stalking | 19 | 4 | 3 | 0 |
| Crimes Against Property | | | | |
| Arson | 20 | 1 | 0 | 0 |
| Bribery | 0 | 0 | 0 | 0 |
| Burglary | 531 | 94 | 50 | 13 |
| Counterfeiting/Forgery | 625 | 195 | 35 | 0 |
| Destruction/Damage/Vandalism | 864 | 126 | 50 | 15 |
| Embezzlement | 72 | 27 | 6 | 0 |
| Extortion/Blackmail | 2 | 0 | 0 | 0 |
| Fraud - False Pretenses | 548 | 177 | 18 | 1 |
| Fraud - Credit Card/ATM | 425 | 138 | 7 | 0 |
| Fraud - Impersonation | 170 | 71 | 31 | 1 |
| Fraud - Welfare | 3 | 1 | 0 | 0 |
| Fraud - Wire | 4 | 1 | 0 | 0 |
| Motor Vehicle Theft | 150 | 39 | 11 | 4 |
| Robbery | 57 | 27 | 29 | 4 |
| Stolen Property Offenses | 1 | 1 | 2 | 0 |
| Theft - Pocket-picking | 3 | 0 | 0 | 0 |
| Theft - Purse Snatching | 7 | 0 | 1 | 0 |
| Theft - Shoplifting | 685 | 522 | 516 | 80 |
| Theft From Building | 423 | 78 | 30 | 3 |
| Theft From Coin Machine | 19 | 1 | 0 | 0 |
| Theft From Motor Vehicle | 471 | 46 | 23 | 3 |
| Theft of Motor Vehicle Parts | 200 | 16 | 3 | 0 |
| Theft - All Other Larceny | 616 | 76 | 148 | 0 |
| Crimes Against Society | | | | |
| Drug/Narcotic Violations | 463 | 451 | 484 | 38 |
| Drug/Narcotic Equipment Violations | 309 | 302 | 102 | 7 |
| Gambling - Betting/Wagering | 1 | 1 | 12 | 0 |
| Gambling - Operating/Promoting | 1 | 1 | 3 | 0 |
| Gambling - Equipment Violations | 0 | 0 | 0 | 0 |
| Gambling - Sports Tampering | 0 | 0 | 0 | 0 |
| Pornography/Obscene Material | 1 | 0 | 0 | 0 |
| Prostitution | 10 | 10 | 2 | 0 |
| Prostitution Assisting/Promoting | 1 | 1 | 8 | 0 |
| Weapon Law Violations | 53 | 49 | 43 | 1 |
| Total Group A Offenses | 8,115 | 3,117 | 1,989 | 196 |



Kingston Police Department - 2007

2006 Population Estimate **5,553**

Offense Overview

Offense Total 291
 Number Cleared 101
 Percent Cleared 34.71 %

Group A Crimes per 100,000
 population 5,240.4

Arrest Overview

Total Arrests 187
 Adult Arrests 171
 Juvenile Arrests 16
 Unknown Age 0

Arrests per 100,000 population 3,367.5

Average number offenses/incident 1.04

Domestic Violence Victims

| Offense | Total | Arrests |
|-------------------------|-----------|-----------|
| Murder | 0 | 0 |
| Aggravated Assault | 4 | 3 |
| Simple Assault | 13 | 13 |
| Intimidation | 0 | 0 |
| Stalking | 0 | 0 |
| Forcible Rape | 1 | 1 |
| Forcible Sodomy | 0 | 0 |
| Sexual Assault W/Object | 0 | 0 |
| Forcible Fondling | 0 | 0 |
| Incest | 0 | 0 |
| Statutory Rape | 0 | 0 |
| Kidnaping/Abduction | 0 | 0 |
| Total | 18 | 17 |

TIBRS Group B Arrests

| Offense | Adult | Juvenile |
|-----------------------|-----------|-----------|
| Bad Checks | 0 | 0 |
| Curfew/Vagrancy | 0 | 0 |
| Disorderly Conduct | 4 | 0 |
| DUI | 26 | 0 |
| Drunkenness | 40 | 0 |
| Family-Non Violent | 0 | 0 |
| Liquor Law Violations | 2 | 5 |
| Peeping Tom | 0 | 0 |
| Runaway | 0 | 0 |
| Trespass | 0 | 0 |
| All Other Offenses | 10 | 5 |
| Total Group B | 82 | 10 |

| TIBRS Group A Offenses | Offenses | | Arrests | |
|------------------------------------|------------|------------|-----------|----------|
| | Reported | Cleared | Adult | Juvenile |
| Crimes Against Persons | | | | |
| Murder | 0 | 0 | 0 | 0 |
| Negligent Manslaughter | 0 | 0 | 0 | 0 |
| Kidnaping/Abduction | 0 | 0 | 0 | 0 |
| Forcible Rape | 1 | 1 | 1 | 0 |
| Forcible Sodomy | 0 | 0 | 0 | 0 |
| Sexual Assault W/Object | 0 | 0 | 0 | 0 |
| Forcible Fondling | 2 | 2 | 2 | 0 |
| Incest | 0 | 0 | 0 | 0 |
| Statutory Rape | 0 | 0 | 0 | 0 |
| Aggravated Assault | 6 | 5 | 4 | 1 |
| Simple Assault | 28 | 15 | 15 | 0 |
| Intimidation | 31 | 0 | 0 | 0 |
| Stalking | 0 | 0 | 0 | 0 |
| Crimes Against Property | | | | |
| Arson | 1 | 1 | 1 | 0 |
| Bribery | 0 | 0 | 0 | 0 |
| Burglary | 30 | 2 | 1 | 2 |
| Counterfeiting/Forgery | 0 | 0 | 0 | 0 |
| Destruction/Damage/Vandalism | 32 | 4 | 3 | 0 |
| Embezzlement | 4 | 2 | 2 | 0 |
| Extortion/Blackmail | 0 | 0 | 0 | 0 |
| Fraud - False Pretenses | 10 | 5 | 5 | 0 |
| Fraud - Credit Card/ATM | 1 | 0 | 0 | 0 |
| Fraud - Impersonation | 2 | 2 | 2 | 0 |
| Fraud - Welfare | 0 | 0 | 0 | 0 |
| Fraud - Wire | 0 | 0 | 0 | 0 |
| Motor Vehicle Theft | 8 | 5 | 5 | 0 |
| Robbery | 0 | 0 | 0 | 0 |
| Stolen Property Offenses | 1 | 1 | 0 | 0 |
| Theft - Pocket-picking | 0 | 0 | 0 | 0 |
| Theft - Purse Snatching | 0 | 0 | 0 | 0 |
| Theft - Shoplifting | 13 | 11 | 8 | 2 |
| Theft From Building | 23 | 0 | 0 | 0 |
| Theft From Coin Machine | 5 | 0 | 0 | 0 |
| Theft From Motor Vehicle | 28 | 1 | 1 | 0 |
| Theft of Motor Vehicle Parts | 4 | 0 | 0 | 0 |
| Theft - All Other Larceny | 22 | 5 | 5 | 0 |
| Crimes Against Society | | | | |
| Drug/Narcotic Violations | 26 | 26 | 24 | 1 |
| Drug/Narcotic Equipment Violations | 13 | 13 | 10 | 0 |
| Gambling - Betting/Wagering | 0 | 0 | 0 | 0 |
| Gambling - Operating/Promoting | 0 | 0 | 0 | 0 |
| Gambling - Equipment Violations | 0 | 0 | 0 | 0 |
| Gambling - Sports Tampering | 0 | 0 | 0 | 0 |
| Pornography/Obscene Material | 0 | 0 | 0 | 0 |
| Prostitution | 0 | 0 | 0 | 0 |
| Prostitution Assisting/Promoting | 0 | 0 | 0 | 0 |
| Weapon Law Violations | 0 | 0 | 0 | 0 |
| Total Group A Offenses | 291 | 101 | 89 | 6 |



Kingston Springs Police Department - 2007

2006 Population Estimate 2,925

Offense Overview

Offense Total 134
 Number Cleared 40
 Percent Cleared 29.85 %
 Group A Crimes per 100,000 population 4,581.2

Arrest Overview

Total Arrests 47
 Adult Arrests 43
 Juvenile Arrests 4
 Unknown Age 0
 Arrests per 100,000 population 1,606.8
 Average number offenses/incident 1.11

Domestic Violence Victims

| Offense | Total | Arrests |
|-------------------------|----------|----------|
| Murder | 0 | 0 |
| Aggravated Assault | 0 | 0 |
| Simple Assault | 2 | 2 |
| Intimidation | 0 | 0 |
| Stalking | 0 | 0 |
| Forcible Rape | 0 | 0 |
| Forcible Sodomy | 0 | 0 |
| Sexual Assault W/Object | 0 | 0 |
| Forcible Fondling | 0 | 0 |
| Incest | 0 | 0 |
| Statutory Rape | 0 | 0 |
| Kidnaping/Abduction | 0 | 0 |
| Total | 2 | 2 |

TIBRS Group B Arrests

| Offense | Adult | Juvenile |
|-----------------------|-----------|----------|
| Bad Checks | 1 | 0 |
| Curfew/Vagrancy | 0 | 0 |
| Disorderly Conduct | 0 | 0 |
| DUI | 4 | 1 |
| Drunkenness | 6 | 0 |
| Family-Non Violent | 0 | 0 |
| Liquor Law Violations | 2 | 1 |
| Peeping Tom | 0 | 0 |
| Runaway | 0 | 0 |
| Trespass | 2 | 0 |
| All Other Offenses | 2 | 0 |
| Total Group B | 17 | 2 |

| TIBRS Group A Offenses | Offenses | | Arrests | |
|------------------------------------|------------|-----------|-----------|----------|
| | Reported | Cleared | Adult | Juvenile |
| Crimes Against Persons | | | | |
| Murder | 0 | 0 | 0 | 0 |
| Negligent Manslaughter | 0 | 0 | 0 | 0 |
| Kidnaping/Abduction | 0 | 0 | 0 | 0 |
| Forcible Rape | 0 | 0 | 0 | 0 |
| Forcible Sodomy | 0 | 0 | 0 | 0 |
| Sexual Assault W/Object | 0 | 0 | 0 | 0 |
| Forcible Fondling | 0 | 0 | 0 | 0 |
| Incest | 0 | 0 | 0 | 0 |
| Statutory Rape | 0 | 0 | 0 | 0 |
| Aggravated Assault | 1 | 0 | 0 | 0 |
| Simple Assault | 19 | 2 | 2 | 0 |
| Intimidation | 15 | 0 | 0 | 0 |
| Stalking | 0 | 0 | 0 | 0 |
| Crimes Against Property | | | | |
| Arson | 0 | 0 | 0 | 0 |
| Bribery | 0 | 0 | 0 | 0 |
| Burglary | 7 | 1 | 1 | 0 |
| Counterfeiting/Forgery | 1 | 0 | 0 | 0 |
| Destruction/Damage/Vandalism | 22 | 0 | 0 | 0 |
| Embezzlement | 1 | 0 | 0 | 0 |
| Extortion/Blackmail | 0 | 0 | 0 | 0 |
| Fraud - False Pretenses | 0 | 0 | 0 | 0 |
| Fraud - Credit Card/ATM | 1 | 0 | 0 | 0 |
| Fraud - Impersonation | 1 | 1 | 1 | 0 |
| Fraud - Welfare | 0 | 0 | 0 | 0 |
| Fraud - Wire | 0 | 0 | 0 | 0 |
| Motor Vehicle Theft | 3 | 0 | 0 | 0 |
| Robbery | 0 | 0 | 0 | 0 |
| Stolen Property Offenses | 0 | 0 | 0 | 0 |
| Theft - Pocket-picking | 0 | 0 | 0 | 0 |
| Theft - Purse Snatching | 0 | 0 | 0 | 0 |
| Theft - Shoplifting | 2 | 2 | 1 | 0 |
| Theft From Building | 7 | 1 | 1 | 0 |
| Theft From Coin Machine | 0 | 0 | 0 | 0 |
| Theft From Motor Vehicle | 5 | 0 | 0 | 0 |
| Theft of Motor Vehicle Parts | 0 | 0 | 0 | 0 |
| Theft - All Other Larceny | 16 | 0 | 0 | 0 |
| Crimes Against Society | | | | |
| Drug/Narcotic Violations | 19 | 19 | 16 | 2 |
| Drug/Narcotic Equipment Violations | 12 | 12 | 2 | 0 |
| Gambling - Betting/Wagering | 0 | 0 | 0 | 0 |
| Gambling - Operating/Promoting | 0 | 0 | 0 | 0 |
| Gambling - Equipment Violations | 0 | 0 | 0 | 0 |
| Gambling - Sports Tampering | 0 | 0 | 0 | 0 |
| Pornography/Obscene Material | 0 | 0 | 0 | 0 |
| Prostitution | 0 | 0 | 0 | 0 |
| Prostitution Assisting/Promoting | 0 | 0 | 0 | 0 |
| Weapon Law Violations | 2 | 2 | 2 | 0 |
| Total Group A Offenses | 134 | 40 | 26 | 2 |



Knoxville Police Department - 2007

2006 Population Estimate **182,337**

Offense Overview

Offense Total 28,101

Number Cleared 13,010

Percent Cleared 46.30 %

Group A Crimes per 100,000
population 15,411.6

Arrest Overview

Total Arrests 17,971

Adult Arrests 15,448

Juvenile Arrests 2,523

Unknown Age 3

Arrests per 100,000 population 9,855.9

Average number offenses/incident 1.10

Domestic Violence Victims

| Offense | Total | Arrests |
|-------------------------|--------------|------------|
| Murder | 5 | 4 |
| Aggravated Assault | 314 | 130 |
| Simple Assault | 1,514 | 478 |
| Intimidation | 47 | 2 |
| Stalking | 3 | 0 |
| Forcible Rape | 30 | 4 |
| Forcible Sodomy | 6 | 0 |
| Sexual Assault W/Object | 1 | 0 |
| Forcible Fondling | 37 | 1 |
| Incest | 2 | 1 |
| Statutory Rape | 7 | 0 |
| Kidnaping/Abduction | 32 | 12 |
| Total | 1,998 | 632 |

TIBRS Group B Arrests

| Offense | Adult | Juvenile |
|-----------------------|--------------|--------------|
| Bad Checks | 2 | 0 |
| Curfew/Vagrancy | 1 | 211 |
| Disorderly Conduct | 626 | 339 |
| DUI | 1,667 | 8 |
| Drunkenness | 2,580 | 44 |
| Family-Non Violent | 11 | 1 |
| Liquor Law Violations | 147 | 130 |
| Peeping Tom | 0 | 0 |
| Runaway | 0 | 260 |
| Trespass | 366 | 55 |
| All Other Offenses | 860 | 520 |
| Total Group B | 6,260 | 1,568 |

| TIBRS Group A Offenses | Offenses | | Arrests | |
|------------------------------------|---------------|---------------|--------------|------------|
| | Reported | Cleared | Adult | Juvenile |
| Crimes Against Persons | | | | |
| Murder | 27 | 20 | 18 | 0 |
| Negligent Manslaughter | 0 | 0 | 0 | 0 |
| Kidnaping/Abduction | 60 | 30 | 18 | 4 |
| Forcible Rape | 110 | 47 | 8 | 1 |
| Forcible Sodomy | 28 | 6 | 0 | 0 |
| Sexual Assault W/Object | 10 | 8 | 4 | 0 |
| Forcible Fondling | 98 | 24 | 8 | 1 |
| Incest | 2 | 1 | 1 | 0 |
| Statutory Rape | 21 | 6 | 1 | 0 |
| Aggravated Assault | 1,246 | 661 | 311 | 50 |
| Simple Assault | 3,050 | 1,453 | 690 | 110 |
| Intimidation | 185 | 34 | 8 | 1 |
| Stalking | 16 | 2 | 0 | 0 |
| Crimes Against Property | | | | |
| Arson | 99 | 16 | 9 | 3 |
| Bribery | 0 | 0 | 0 | 0 |
| Burglary | 2,481 | 484 | 276 | 51 |
| Counterfeiting/Forgery | 412 | 174 | 92 | 0 |
| Destruction/Damage/Vandalism | 2,487 | 564 | 156 | 50 |
| Embezzlement | 143 | 97 | 62 | 3 |
| Extortion/Blackmail | 1 | 0 | 0 | 0 |
| Fraud - False Pretenses | 216 | 111 | 52 | 3 |
| Fraud - Credit Card/ATM | 225 | 73 | 37 | 0 |
| Fraud - Impersonation | 27 | 9 | 4 | 1 |
| Fraud - Welfare | 1 | 0 | 0 | 0 |
| Fraud - Wire | 5 | 0 | 0 | 0 |
| Motor Vehicle Theft | 1,322 | 314 | 149 | 23 |
| Robbery | 683 | 196 | 135 | 36 |
| Stolen Property Offenses | 235 | 231 | 252 | 12 |
| Theft - Pocket-picking | 18 | 4 | 2 | 1 |
| Theft - Purse Snatching | 20 | 3 | 1 | 4 |
| Theft - Shoplifting | 2,137 | 1,820 | 1,580 | 300 |
| Theft From Building | 1,435 | 383 | 172 | 17 |
| Theft From Coin Machine | 83 | 24 | 25 | 0 |
| Theft From Motor Vehicle | 2,486 | 186 | 125 | 13 |
| Theft of Motor Vehicle Parts | 1,301 | 52 | 25 | 2 |
| Theft - All Other Larceny | 1,694 | 341 | 201 | 26 |
| Crimes Against Society | | | | |
| Drug/Narcotic Violations | 2,577 | 2,512 | 2,401 | 191 |
| Drug/Narcotic Equipment Violations | 2,456 | 2,447 | 1,881 | 28 |
| Gambling - Betting/Wagering | 0 | 0 | 0 | 0 |
| Gambling - Operating/Promoting | 1 | 1 | 1 | 0 |
| Gambling - Equipment Violations | 1 | 1 | 0 | 0 |
| Gambling - Sports Tampering | 0 | 0 | 0 | 0 |
| Pornography/Obscene Material | 0 | 0 | 0 | 0 |
| Prostitution | 360 | 360 | 313 | 0 |
| Prostitution Assisting/Promoting | 4 | 4 | 3 | 0 |
| Weapon Law Violations | 338 | 311 | 167 | 24 |
| Total Group A Offenses | 28,101 | 13,010 | 9,188 | 955 |



2006 Population Estimate **4,238**

Offense Overview

Offense Total 290
 Number Cleared 161
 Percent Cleared 55.52 %

Group A Crimes per 100,000
 population 6,842.9

Arrest Overview

Total Arrests 268
 Adult Arrests 252
 Juvenile Arrests 16
 Unknown Age 0

Arrests per 100,000 population 6,323.7

Average number offenses/incident 1.20

Domestic Violence Victims

| Offense | Total | Arrests |
|-------------------------|-----------|-----------|
| Murder | 0 | 0 |
| Aggravated Assault | 6 | 4 |
| Simple Assault | 17 | 10 |
| Intimidation | 3 | 0 |
| Stalking | 0 | 0 |
| Forcible Rape | 0 | 0 |
| Forcible Sodomy | 0 | 0 |
| Sexual Assault W/Object | 0 | 0 |
| Forcible Fondling | 1 | 0 |
| Incest | 0 | 0 |
| Statutory Rape | 0 | 0 |
| Kidnaping/Abduction | 0 | 0 |
| Total | 27 | 14 |

TIBRS Group B Arrests

| Offense | Adult | Juvenile |
|-----------------------|------------|----------|
| Bad Checks | 16 | 0 |
| Curfew/Vagrancy | 0 | 0 |
| Disorderly Conduct | 6 | 0 |
| DUI | 24 | 0 |
| Drunkenness | 38 | 1 |
| Family-Non Violent | 1 | 0 |
| Liquor Law Violations | 22 | 5 |
| Peeping Tom | 0 | 0 |
| Runaway | 0 | 0 |
| Trespass | 2 | 0 |
| All Other Offenses | 12 | 2 |
| Total Group B | 121 | 8 |

| TIBRS Group A Offenses | Offenses | | Arrests | |
|------------------------------------|------------|------------|------------|----------|
| | Reported | Cleared | Adult | Juvenile |
| Crimes Against Persons | | | | |
| Murder | 0 | 0 | 0 | 0 |
| Negligent Manslaughter | 0 | 0 | 0 | 0 |
| Kidnaping/Abduction | 0 | 0 | 0 | 0 |
| Forcible Rape | 0 | 0 | 0 | 0 |
| Forcible Sodomy | 0 | 0 | 0 | 0 |
| Sexual Assault W/Object | 0 | 0 | 0 | 0 |
| Forcible Fondling | 3 | 2 | 0 | 0 |
| Incest | 0 | 0 | 0 | 0 |
| Statutory Rape | 0 | 0 | 0 | 0 |
| Aggravated Assault | 15 | 11 | 7 | 0 |
| Simple Assault | 34 | 23 | 18 | 1 |
| Intimidation | 15 | 10 | 6 | 0 |
| Stalking | 0 | 0 | 0 | 0 |
| Crimes Against Property | | | | |
| Arson | 1 | 0 | 0 | 0 |
| Bribery | 0 | 0 | 0 | 0 |
| Burglary | 21 | 6 | 9 | 1 |
| Counterfeiting/Forgery | 14 | 5 | 6 | 0 |
| Destruction/Damage/Vandalism | 34 | 7 | 9 | 3 |
| Embezzlement | 3 | 1 | 1 | 0 |
| Extortion/Blackmail | 0 | 0 | 0 | 0 |
| Fraud - False Pretenses | 4 | 2 | 2 | 0 |
| Fraud - Credit Card/ATM | 2 | 0 | 0 | 0 |
| Fraud - Impersonation | 1 | 0 | 0 | 0 |
| Fraud - Welfare | 0 | 0 | 0 | 0 |
| Fraud - Wire | 0 | 0 | 0 | 0 |
| Motor Vehicle Theft | 8 | 4 | 3 | 0 |
| Robbery | 1 | 0 | 0 | 0 |
| Stolen Property Offenses | 0 | 0 | 0 | 0 |
| Theft - Pocket-picking | 0 | 0 | 0 | 0 |
| Theft - Purse Snatching | 0 | 0 | 0 | 0 |
| Theft - Shoplifting | 6 | 5 | 6 | 0 |
| Theft From Building | 2 | 0 | 0 | 0 |
| Theft From Coin Machine | 0 | 0 | 0 | 0 |
| Theft From Motor Vehicle | 18 | 2 | 3 | 0 |
| Theft of Motor Vehicle Parts | 8 | 1 | 0 | 0 |
| Theft - All Other Larceny | 23 | 5 | 3 | 0 |
| Crimes Against Society | | | | |
| Drug/Narcotic Violations | 47 | 47 | 56 | 3 |
| Drug/Narcotic Equipment Violations | 29 | 29 | 1 | 0 |
| Gambling - Betting/Wagering | 0 | 0 | 0 | 0 |
| Gambling - Operating/Promoting | 0 | 0 | 0 | 0 |
| Gambling - Equipment Violations | 0 | 0 | 0 | 0 |
| Gambling - Sports Tampering | 0 | 0 | 0 | 0 |
| Pornography/Obscene Material | 0 | 0 | 0 | 0 |
| Prostitution | 0 | 0 | 0 | 0 |
| Prostitution Assisting/Promoting | 0 | 0 | 0 | 0 |
| Weapon Law Violations | 1 | 1 | 1 | 0 |
| Total Group A Offenses | 290 | 161 | 131 | 8 |



2006 Population Estimate **8,183**

Offense Overview

Offense Total 1,691
 Number Cleared 560
 Percent Cleared 33.12 %

Group A Crimes per 100,000
 population 20,664.8

Arrest Overview

Total Arrests 727
 Adult Arrests 687
 Juvenile Arrests 40
 Unknown Age 0

Arrests per 100,000 population 8,884.3

Average number offenses/incident 1.10

Domestic Violence Victims

| Offense | Total | Arrests |
|-------------------------|------------|------------|
| Murder | 0 | 0 |
| Aggravated Assault | 22 | 12 |
| Simple Assault | 169 | 98 |
| Intimidation | 193 | 7 |
| Stalking | 1 | 0 |
| Forcible Rape | 0 | 0 |
| Forcible Sodomy | 0 | 0 |
| Sexual Assault W/Object | 0 | 0 |
| Forcible Fondling | 0 | 0 |
| Incest | 0 | 0 |
| Statutory Rape | 2 | 2 |
| Kidnaping/Abduction | 0 | 0 |
| Total | 387 | 119 |

TIBRS Group B Arrests

| Offense | Adult | Juvenile |
|-----------------------|------------|----------|
| Bad Checks | 2 | 0 |
| Curfew/Vagrancy | 1 | 3 |
| Disorderly Conduct | 11 | 2 |
| DUI | 83 | 0 |
| Drunkenness | 92 | 0 |
| Family-Non Violent | 6 | 0 |
| Liquor Law Violations | 4 | 0 |
| Peeping Tom | 0 | 0 |
| Runaway | 0 | 1 |
| Trespass | 15 | 0 |
| All Other Offenses | 22 | 1 |
| Total Group B | 236 | 7 |

| TIBRS Group A Offenses | Offenses | | Arrests | |
|------------------------------------|--------------|------------|------------|-----------|
| | Reported | Cleared | Adult | Juvenile |
| Crimes Against Persons | | | | |
| Murder | 0 | 0 | 0 | 0 |
| Negligent Manslaughter | 0 | 0 | 0 | 0 |
| Kidnaping/Abduction | 0 | 0 | 0 | 0 |
| Forcible Rape | 2 | 0 | 0 | 0 |
| Forcible Sodomy | 0 | 0 | 0 | 0 |
| Sexual Assault W/Object | 0 | 0 | 0 | 0 |
| Forcible Fondling | 5 | 0 | 0 | 0 |
| Incest | 0 | 0 | 0 | 0 |
| Statutory Rape | 4 | 2 | 2 | 0 |
| Aggravated Assault | 53 | 28 | 25 | 1 |
| Simple Assault | 251 | 127 | 109 | 10 |
| Intimidation | 220 | 31 | 10 | 0 |
| Stalking | 2 | 0 | 1 | 0 |
| Crimes Against Property | | | | |
| Arson | 3 | 0 | 0 | 0 |
| Bribery | 0 | 0 | 0 | 0 |
| Burglary | 192 | 17 | 17 | 0 |
| Counterfeiting/Forgery | 52 | 13 | 14 | 0 |
| Destruction/Damage/Vandalism | 157 | 18 | 12 | 8 |
| Embezzlement | 7 | 1 | 0 | 0 |
| Extortion/Blackmail | 0 | 0 | 0 | 0 |
| Fraud - False Pretenses | 44 | 21 | 12 | 0 |
| Fraud - Credit Card/ATM | 9 | 0 | 0 | 0 |
| Fraud - Impersonation | 6 | 2 | 3 | 0 |
| Fraud - Welfare | 1 | 0 | 0 | 0 |
| Fraud - Wire | 2 | 0 | 0 | 0 |
| Motor Vehicle Theft | 39 | 9 | 8 | 2 |
| Robbery | 4 | 0 | 0 | 0 |
| Stolen Property Offenses | 2 | 1 | 5 | 0 |
| Theft - Pocket-picking | 1 | 0 | 0 | 0 |
| Theft - Purse Snatching | 0 | 0 | 1 | 0 |
| Theft - Shoplifting | 48 | 33 | 25 | 1 |
| Theft From Building | 179 | 26 | 23 | 1 |
| Theft From Coin Machine | 0 | 0 | 0 | 0 |
| Theft From Motor Vehicle | 90 | 10 | 4 | 2 |
| Theft of Motor Vehicle Parts | 36 | 3 | 4 | 0 |
| Theft - All Other Larceny | 65 | 5 | 6 | 3 |
| Crimes Against Society | | | | |
| Drug/Narcotic Violations | 141 | 140 | 154 | 5 |
| Drug/Narcotic Equipment Violations | 62 | 59 | 10 | 0 |
| Gambling - Betting/Wagering | 0 | 0 | 0 | 0 |
| Gambling - Operating/Promoting | 0 | 0 | 0 | 0 |
| Gambling - Equipment Violations | 0 | 0 | 0 | 0 |
| Gambling - Sports Tampering | 0 | 0 | 0 | 0 |
| Pornography/Obscene Material | 0 | 0 | 0 | 0 |
| Prostitution | 0 | 0 | 0 | 0 |
| Prostitution Assisting/Promoting | 0 | 0 | 0 | 0 |
| Weapon Law Violations | 14 | 14 | 6 | 0 |
| Total Group A Offenses | 1,691 | 560 | 451 | 33 |



2006 Population Estimate 145

Offense Overview

Offense Total 1
 Number Cleared 1
 Percent Cleared 100.00 %

Group A Crimes per 100,000 population 689.7

Arrest Overview

Total Arrests 1
 Adult Arrests 1
 Juvenile Arrests 0
 Unknown Age 0

Arrests per 100,000 population 689.7

Average number offenses/incident 1.00

Domestic Violence Victims

| Offense | Total | Arrests |
|-------------------------|----------|----------|
| Murder | 0 | 0 |
| Aggravated Assault | 0 | 0 |
| Simple Assault | 0 | 0 |
| Intimidation | 0 | 0 |
| Stalking | 0 | 0 |
| Forcible Rape | 0 | 0 |
| Forcible Sodomy | 0 | 0 |
| Sexual Assault W/Object | 0 | 0 |
| Forcible Fondling | 0 | 0 |
| Incest | 0 | 0 |
| Statutory Rape | 0 | 0 |
| Kidnaping/Abduction | 0 | 0 |
| Total | 0 | 0 |

TIBRS Group B Arrests

| Offense | Adult | Juvenile |
|-----------------------|----------|----------|
| Bad Checks | 0 | 0 |
| Curfew/Vagrancy | 0 | 0 |
| Disorderly Conduct | 0 | 0 |
| DUI | 0 | 0 |
| Drunkenness | 0 | 0 |
| Family-Non Violent | 0 | 0 |
| Liquor Law Violations | 0 | 0 |
| Peeping Tom | 0 | 0 |
| Runaway | 0 | 0 |
| Trespass | 0 | 0 |
| All Other Offenses | 0 | 0 |
| Total Group B | 0 | 0 |

| TIBRS Group A Offenses | Offenses | | Arrests | |
|------------------------------------|----------|----------|----------|----------|
| | Reported | Cleared | Adult | Juvenile |
| Crimes Against Persons | | | | |
| Murder | 0 | 0 | 0 | 0 |
| Negligent Manslaughter | 0 | 0 | 0 | 0 |
| Kidnaping/Abduction | 0 | 0 | 0 | 0 |
| Forcible Rape | 0 | 0 | 0 | 0 |
| Forcible Sodomy | 0 | 0 | 0 | 0 |
| Sexual Assault W/Object | 0 | 0 | 0 | 0 |
| Forcible Fondling | 0 | 0 | 0 | 0 |
| Incest | 0 | 0 | 0 | 0 |
| Statutory Rape | 0 | 0 | 0 | 0 |
| Aggravated Assault | 0 | 0 | 0 | 0 |
| Simple Assault | 0 | 0 | 0 | 0 |
| Intimidation | 0 | 0 | 0 | 0 |
| Stalking | 0 | 0 | 0 | 0 |
| Crimes Against Property | | | | |
| Arson | 0 | 0 | 0 | 0 |
| Bribery | 0 | 0 | 0 | 0 |
| Burglary | 0 | 0 | 0 | 0 |
| Counterfeiting/Forgery | 0 | 0 | 0 | 0 |
| Destruction/Damage/Vandalism | 0 | 0 | 0 | 0 |
| Embezzlement | 0 | 0 | 0 | 0 |
| Extortion/Blackmail | 0 | 0 | 0 | 0 |
| Fraud - False Pretenses | 0 | 0 | 0 | 0 |
| Fraud - Credit Card/ATM | 0 | 0 | 0 | 0 |
| Fraud - Impersonation | 0 | 0 | 0 | 0 |
| Fraud - Welfare | 0 | 0 | 0 | 0 |
| Fraud - Wire | 0 | 0 | 0 | 0 |
| Motor Vehicle Theft | 0 | 0 | 0 | 0 |
| Robbery | 0 | 0 | 0 | 0 |
| Stolen Property Offenses | 0 | 0 | 0 | 0 |
| Theft - Pocket-picking | 0 | 0 | 0 | 0 |
| Theft - Purse Snatching | 0 | 0 | 0 | 0 |
| Theft - Shoplifting | 0 | 0 | 0 | 0 |
| Theft From Building | 0 | 0 | 0 | 0 |
| Theft From Coin Machine | 0 | 0 | 0 | 0 |
| Theft From Motor Vehicle | 0 | 0 | 0 | 0 |
| Theft of Motor Vehicle Parts | 0 | 0 | 0 | 0 |
| Theft - All Other Larceny | 0 | 0 | 0 | 0 |
| Crimes Against Society | | | | |
| Drug/Narcotic Violations | 1 | 1 | 1 | 0 |
| Drug/Narcotic Equipment Violations | 0 | 0 | 0 | 0 |
| Gambling - Betting/Wagering | 0 | 0 | 0 | 0 |
| Gambling - Operating/Promoting | 0 | 0 | 0 | 0 |
| Gambling - Equipment Violations | 0 | 0 | 0 | 0 |
| Gambling - Sports Tampering | 0 | 0 | 0 | 0 |
| Pornography/Obscene Material | 0 | 0 | 0 | 0 |
| Prostitution | 0 | 0 | 0 | 0 |
| Prostitution Assisting/Promoting | 0 | 0 | 0 | 0 |
| Weapon Law Violations | 0 | 0 | 0 | 0 |
| Total Group A Offenses | 1 | 1 | 1 | 0 |



Lake City Police Department - 2007

2006 Population Estimate 1,859

Offense Overview

Offense Total 126
 Number Cleared 35
 Percent Cleared 27.78 %
 Group A Crimes per 100,000 population 6,777.8

Arrest Overview

Total Arrests 150
 Adult Arrests 147
 Juvenile Arrests 3
 Unknown Age 0
 Arrests per 100,000 population 8,068.9
 Average number offenses/incident 1.06

Domestic Violence Victims

| Offense | Total | Arrests |
|-------------------------|----------|----------|
| Murder | 0 | 0 |
| Aggravated Assault | 1 | 0 |
| Simple Assault | 5 | 4 |
| Intimidation | 0 | 0 |
| Stalking | 0 | 0 |
| Forcible Rape | 0 | 0 |
| Forcible Sodomy | 0 | 0 |
| Sexual Assault W/Object | 0 | 0 |
| Forcible Fondling | 0 | 0 |
| Incest | 0 | 0 |
| Statutory Rape | 0 | 0 |
| Kidnaping/Abduction | 0 | 0 |
| Total | 6 | 4 |

TIBRS Group B Arrests

| Offense | Adult | Juvenile |
|-----------------------|------------|----------|
| Bad Checks | 0 | 0 |
| Curfew/Vagrancy | 0 | 0 |
| Disorderly Conduct | 3 | 0 |
| DUI | 8 | 0 |
| Drunkenness | 16 | 0 |
| Family-Non Violent | 0 | 0 |
| Liquor Law Violations | 1 | 0 |
| Peeping Tom | 0 | 0 |
| Runaway | 0 | 0 |
| Trespass | 7 | 0 |
| All Other Offenses | 81 | 3 |
| Total Group B | 116 | 3 |

| TIBRS Group A Offenses | Offenses | | Arrests | |
|------------------------------------|------------|-----------|-----------|----------|
| | Reported | Cleared | Adult | Juvenile |
| Crimes Against Persons | | | | |
| Murder | 0 | 0 | 0 | 0 |
| Negligent Manslaughter | 0 | 0 | 0 | 0 |
| Kidnaping/Abduction | 0 | 0 | 0 | 0 |
| Forcible Rape | 0 | 0 | 0 | 0 |
| Forcible Sodomy | 0 | 0 | 0 | 0 |
| Sexual Assault W/Object | 0 | 0 | 0 | 0 |
| Forcible Fondling | 0 | 0 | 0 | 0 |
| Incest | 0 | 0 | 0 | 0 |
| Statutory Rape | 0 | 0 | 0 | 0 |
| Aggravated Assault | 1 | 0 | 0 | 0 |
| Simple Assault | 8 | 7 | 7 | 0 |
| Intimidation | 1 | 0 | 0 | 0 |
| Stalking | 0 | 0 | 0 | 0 |
| Crimes Against Property | | | | |
| Arson | 1 | 0 | 0 | 0 |
| Bribery | 0 | 0 | 0 | 0 |
| Burglary | 13 | 2 | 2 | 0 |
| Counterfeiting/Forgery | 0 | 0 | 0 | 0 |
| Destruction/Damage/Vandalism | 18 | 3 | 3 | 0 |
| Embezzlement | 0 | 0 | 0 | 0 |
| Extortion/Blackmail | 0 | 0 | 0 | 0 |
| Fraud - False Pretenses | 1 | 1 | 1 | 0 |
| Fraud - Credit Card/ATM | 0 | 0 | 0 | 0 |
| Fraud - Impersonation | 0 | 0 | 0 | 0 |
| Fraud - Welfare | 0 | 0 | 0 | 0 |
| Fraud - Wire | 0 | 0 | 0 | 0 |
| Motor Vehicle Theft | 4 | 0 | 0 | 0 |
| Robbery | 0 | 0 | 0 | 0 |
| Stolen Property Offenses | 0 | 0 | 0 | 0 |
| Theft - Pocket-picking | 1 | 0 | 0 | 0 |
| Theft - Purse Snatching | 2 | 0 | 0 | 0 |
| Theft - Shoplifting | 5 | 4 | 4 | 0 |
| Theft From Building | 12 | 0 | 0 | 0 |
| Theft From Coin Machine | 1 | 0 | 0 | 0 |
| Theft From Motor Vehicle | 18 | 1 | 1 | 0 |
| Theft of Motor Vehicle Parts | 19 | 1 | 1 | 0 |
| Theft - All Other Larceny | 7 | 2 | 1 | 0 |
| Crimes Against Society | | | | |
| Drug/Narcotic Violations | 5 | 5 | 6 | 0 |
| Drug/Narcotic Equipment Violations | 9 | 9 | 5 | 0 |
| Gambling - Betting/Wagering | 0 | 0 | 0 | 0 |
| Gambling - Operating/Promoting | 0 | 0 | 0 | 0 |
| Gambling - Equipment Violations | 0 | 0 | 0 | 0 |
| Gambling - Sports Tampering | 0 | 0 | 0 | 0 |
| Pornography/Obscene Material | 0 | 0 | 0 | 0 |
| Prostitution | 0 | 0 | 0 | 0 |
| Prostitution Assisting/Promoting | 0 | 0 | 0 | 0 |
| Weapon Law Violations | 0 | 0 | 0 | 0 |
| Total Group A Offenses | 126 | 35 | 31 | 0 |



Lakewood Police Department - 2007

2006 Population Estimate 2,396

Offense Overview

Offense Total 126
 Number Cleared 25
 Percent Cleared 19.84 %
 Group A Crimes per 100,000 population 5,258.8

Arrest Overview

Total Arrests 35
 Adult Arrests 33
 Juvenile Arrests 2
 Unknown Age 0
 Arrests per 100,000 population 1,460.8
 Average number offenses/incident 1.12

Domestic Violence Victims

| Offense | Total | Arrests |
|-------------------------|-----------|----------|
| Murder | 0 | 0 |
| Aggravated Assault | 2 | 0 |
| Simple Assault | 16 | 1 |
| Intimidation | 4 | 0 |
| Stalking | 0 | 0 |
| Forcible Rape | 0 | 0 |
| Forcible Sodomy | 0 | 0 |
| Sexual Assault W/Object | 0 | 0 |
| Forcible Fondling | 0 | 0 |
| Incest | 0 | 0 |
| Statutory Rape | 0 | 0 |
| Kidnaping/Abduction | 0 | 0 |
| Total | 22 | 1 |

TIBRS Group B Arrests

| Offense | Adult | Juvenile |
|-----------------------|-----------|----------|
| Bad Checks | 0 | 0 |
| Curfew/Vagrancy | 0 | 1 |
| Disorderly Conduct | 1 | 0 |
| DUI | 11 | 0 |
| Drunkenness | 5 | 0 |
| Family-Non Violent | 0 | 0 |
| Liquor Law Violations | 0 | 0 |
| Peeping Tom | 0 | 0 |
| Runaway | 0 | 0 |
| Trespass | 0 | 1 |
| All Other Offenses | 11 | 0 |
| Total Group B | 28 | 2 |

| TIBRS Group A Offenses | Offenses | | Arrests | |
|------------------------------------|------------|-----------|----------|----------|
| | Reported | Cleared | Adult | Juvenile |
| Crimes Against Persons | | | | |
| Murder | 0 | 0 | 0 | 0 |
| Negligent Manslaughter | 0 | 0 | 0 | 0 |
| Kidnaping/Abduction | 0 | 0 | 0 | 0 |
| Forcible Rape | 1 | 0 | 0 | 0 |
| Forcible Sodomy | 1 | 0 | 0 | 0 |
| Sexual Assault W/Object | 0 | 0 | 0 | 0 |
| Forcible Fondling | 0 | 0 | 0 | 0 |
| Incest | 0 | 0 | 0 | 0 |
| Statutory Rape | 1 | 0 | 0 | 0 |
| Aggravated Assault | 4 | 1 | 0 | 0 |
| Simple Assault | 26 | 14 | 2 | 0 |
| Intimidation | 10 | 4 | 0 | 0 |
| Stalking | 0 | 0 | 0 | 0 |
| Crimes Against Property | | | | |
| Arson | 0 | 0 | 0 | 0 |
| Bribery | 0 | 0 | 0 | 0 |
| Burglary | 22 | 0 | 0 | 0 |
| Counterfeiting/Forgery | 1 | 0 | 0 | 0 |
| Destruction/Damage/Vandalism | 17 | 1 | 0 | 0 |
| Embezzlement | 1 | 0 | 0 | 0 |
| Extortion/Blackmail | 0 | 0 | 0 | 0 |
| Fraud - False Pretenses | 0 | 0 | 0 | 0 |
| Fraud - Credit Card/ATM | 0 | 0 | 0 | 0 |
| Fraud - Impersonation | 0 | 0 | 0 | 0 |
| Fraud - Welfare | 0 | 0 | 0 | 0 |
| Fraud - Wire | 0 | 0 | 0 | 0 |
| Motor Vehicle Theft | 5 | 0 | 0 | 0 |
| Robbery | 0 | 0 | 0 | 0 |
| Stolen Property Offenses | 0 | 0 | 0 | 0 |
| Theft - Pocket-picking | 0 | 0 | 0 | 0 |
| Theft - Purse Snatching | 0 | 0 | 0 | 0 |
| Theft - Shoplifting | 0 | 0 | 0 | 0 |
| Theft From Building | 4 | 1 | 0 | 0 |
| Theft From Coin Machine | 0 | 0 | 0 | 0 |
| Theft From Motor Vehicle | 4 | 0 | 0 | 0 |
| Theft of Motor Vehicle Parts | 8 | 0 | 0 | 0 |
| Theft - All Other Larceny | 11 | 0 | 0 | 0 |
| Crimes Against Society | | | | |
| Drug/Narcotic Violations | 5 | 2 | 2 | 0 |
| Drug/Narcotic Equipment Violations | 4 | 1 | 0 | 0 |
| Gambling - Betting/Wagering | 0 | 0 | 0 | 0 |
| Gambling - Operating/Promoting | 0 | 0 | 0 | 0 |
| Gambling - Equipment Violations | 0 | 0 | 0 | 0 |
| Gambling - Sports Tampering | 0 | 0 | 0 | 0 |
| Pornography/Obscene Material | 0 | 0 | 0 | 0 |
| Prostitution | 0 | 0 | 0 | 0 |
| Prostitution Assisting/Promoting | 0 | 0 | 0 | 0 |
| Weapon Law Violations | 1 | 1 | 1 | 0 |
| Total Group A Offenses | 126 | 25 | 5 | 0 |



2006 Population Estimate **27,255**

Offense Overview

Offense Total 1,899
 Number Cleared 455
 Percent Cleared 23.96 %

Group A Crimes per 100,000
 population 6,967.5

Arrest Overview

Total Arrests 629
 Adult Arrests 538
 Juvenile Arrests 91
 Unknown Age 0

Arrests per 100,000 population 2,307.8

Average number offenses/incident 1.20

Domestic Violence Victims

| Offense | Total | Arrests |
|-------------------------|------------|------------|
| Murder | 1 | 0 |
| Aggravated Assault | 47 | 24 |
| Simple Assault | 241 | 108 |
| Intimidation | 0 | 0 |
| Stalking | 2 | 0 |
| Forcible Rape | 6 | 0 |
| Forcible Sodomy | 1 | 0 |
| Sexual Assault W/Object | 8 | 0 |
| Forcible Fondling | 6 | 0 |
| Incest | 3 | 0 |
| Statutory Rape | 3 | 2 |
| Kidnaping/Abduction | 6 | 1 |
| Total | 324 | 135 |

TIBRS Group B Arrests

| Offense | Adult | Juvenile |
|-----------------------|------------|-----------|
| Bad Checks | 0 | 0 |
| Curfew/Vagrancy | 0 | 0 |
| Disorderly Conduct | 14 | 1 |
| DUI | 109 | 2 |
| Drunkenness | 26 | 0 |
| Family-Non Violent | 1 | 0 |
| Liquor Law Violations | 12 | 0 |
| Peeping Tom | 0 | 0 |
| Runaway | 0 | 1 |
| Trespass | 2 | 3 |
| All Other Offenses | 48 | 13 |
| Total Group B | 212 | 20 |

| TIBRS Group A Offenses | Offenses | | Arrests | |
|------------------------------------|--------------|------------|------------|-----------|
| | Reported | Cleared | Adult | Juvenile |
| Crimes Against Persons | | | | |
| Murder | 1 | 0 | 0 | 0 |
| Negligent Manslaughter | 0 | 0 | 0 | 0 |
| Kidnaping/Abduction | 11 | 3 | 2 | 0 |
| Forcible Rape | 12 | 1 | 0 | 1 |
| Forcible Sodomy | 4 | 2 | 1 | 0 |
| Sexual Assault W/Object | 29 | 2 | 1 | 0 |
| Forcible Fondling | 7 | 0 | 0 | 0 |
| Incest | 3 | 2 | 0 | 0 |
| Statutory Rape | 6 | 3 | 3 | 0 |
| Aggravated Assault | 130 | 59 | 42 | 10 |
| Simple Assault | 409 | 149 | 116 | 17 |
| Intimidation | 4 | 0 | 0 | 0 |
| Stalking | 4 | 0 | 0 | 0 |
| Crimes Against Property | | | | |
| Arson | 3 | 0 | 0 | 0 |
| Bribery | 0 | 0 | 0 | 0 |
| Burglary | 155 | 15 | 10 | 12 |
| Counterfeiting/Forgery | 17 | 1 | 0 | 0 |
| Destruction/Damage/Vandalism | 311 | 20 | 7 | 1 |
| Embezzlement | 2 | 1 | 1 | 0 |
| Extortion/Blackmail | 2 | 1 | 1 | 0 |
| Fraud - False Pretenses | 14 | 5 | 6 | 0 |
| Fraud - Credit Card/ATM | 20 | 0 | 0 | 0 |
| Fraud - Impersonation | 21 | 0 | 0 | 0 |
| Fraud - Welfare | 0 | 0 | 0 | 0 |
| Fraud - Wire | 0 | 0 | 0 | 0 |
| Motor Vehicle Theft | 65 | 3 | 1 | 1 |
| Robbery | 10 | 0 | 0 | 0 |
| Stolen Property Offenses | 1 | 1 | 1 | 0 |
| Theft - Pocket-picking | 0 | 0 | 0 | 0 |
| Theft - Purse Snatching | 0 | 0 | 0 | 0 |
| Theft - Shoplifting | 16 | 3 | 2 | 0 |
| Theft From Building | 25 | 1 | 1 | 0 |
| Theft From Coin Machine | 1 | 0 | 0 | 0 |
| Theft From Motor Vehicle | 102 | 1 | 1 | 0 |
| Theft of Motor Vehicle Parts | 47 | 1 | 0 | 3 |
| Theft - All Other Larceny | 279 | 15 | 13 | 6 |
| Crimes Against Society | | | | |
| Drug/Narcotic Violations | 118 | 109 | 97 | 19 |
| Drug/Narcotic Equipment Violations | 52 | 49 | 15 | 1 |
| Gambling - Betting/Wagering | 2 | 1 | 2 | 0 |
| Gambling - Operating/Promoting | 0 | 0 | 0 | 0 |
| Gambling - Equipment Violations | 2 | 1 | 0 | 0 |
| Gambling - Sports Tampering | 0 | 0 | 0 | 0 |
| Pornography/Obscene Material | 4 | 0 | 0 | 0 |
| Prostitution | 0 | 0 | 0 | 0 |
| Prostitution Assisting/Promoting | 0 | 0 | 0 | 0 |
| Weapon Law Violations | 10 | 6 | 3 | 0 |
| Total Group A Offenses | 1,899 | 455 | 326 | 71 |



Lawrenceburg Police Department - 2007

2006 Population Estimate 10,819

Offense Overview

Offense Total 1,946
 Number Cleared 932
 Percent Cleared 47.89 %

Group A Crimes per 100,000 population 17,986.9

Arrest Overview

Total Arrests 622
 Adult Arrests 575
 Juvenile Arrests 47
 Unknown Age 0

Arrests per 100,000 population 5,749.1

Average number offenses/incident 1.19

Domestic Violence Victims

| Offense | Total | Arrests |
|-------------------------|------------|-----------|
| Murder | 0 | 0 |
| Aggravated Assault | 37 | 13 |
| Simple Assault | 211 | 47 |
| Intimidation | 50 | 10 |
| Stalking | 10 | 0 |
| Forcible Rape | 3 | 0 |
| Forcible Sodomy | 0 | 0 |
| Sexual Assault W/Object | 0 | 0 |
| Forcible Fondling | 3 | 1 |
| Incest | 0 | 0 |
| Statutory Rape | 2 | 0 |
| Kidnaping/Abduction | 1 | 1 |
| Total | 317 | 72 |

TIBRS Group B Arrests

| Offense | Adult | Juvenile |
|-----------------------|------------|-----------|
| Bad Checks | 0 | 0 |
| Curfew/Vagrancy | 0 | 2 |
| Disorderly Conduct | 16 | 1 |
| DUI | 32 | 0 |
| Drunkenness | 67 | 2 |
| Family-Non Violent | 8 | 0 |
| Liquor Law Violations | 8 | 1 |
| Peeping Tom | 0 | 0 |
| Runaway | 0 | 0 |
| Trespass | 16 | 1 |
| All Other Offenses | 25 | 3 |
| Total Group B | 172 | 10 |

| TIBRS Group A Offenses | Offenses | | Arrests | |
|------------------------------------|--------------|------------|------------|-----------|
| | Reported | Cleared | Adult | Juvenile |
| Crimes Against Persons | | | | |
| Murder | 0 | 0 | 0 | 0 |
| Negligent Manslaughter | 0 | 0 | 0 | 0 |
| Kidnaping/Abduction | 1 | 1 | 1 | 0 |
| Forcible Rape | 5 | 3 | 0 | 0 |
| Forcible Sodomy | 0 | 0 | 0 | 0 |
| Sexual Assault W/Object | 0 | 0 | 0 | 0 |
| Forcible Fondling | 13 | 9 | 3 | 0 |
| Incest | 0 | 0 | 0 | 0 |
| Statutory Rape | 2 | 0 | 0 | 0 |
| Aggravated Assault | 114 | 83 | 31 | 2 |
| Simple Assault | 379 | 273 | 65 | 8 |
| Intimidation | 137 | 85 | 23 | 3 |
| Stalking | 26 | 16 | 2 | 0 |
| Crimes Against Property | | | | |
| Arson | 5 | 2 | 2 | 0 |
| Bribery | 1 | 0 | 0 | 0 |
| Burglary | 130 | 27 | 7 | 1 |
| Counterfeiting/Forgery | 56 | 20 | 8 | 0 |
| Destruction/Damage/Vandalism | 220 | 46 | 7 | 7 |
| Embezzlement | 8 | 4 | 4 | 0 |
| Extortion/Blackmail | 0 | 0 | 0 | 0 |
| Fraud - False Pretenses | 63 | 23 | 4 | 0 |
| Fraud - Credit Card/ATM | 24 | 6 | 2 | 0 |
| Fraud - Impersonation | 8 | 3 | 1 | 0 |
| Fraud - Welfare | 0 | 0 | 0 | 0 |
| Fraud - Wire | 0 | 0 | 0 | 0 |
| Motor Vehicle Theft | 34 | 9 | 4 | 0 |
| Robbery | 10 | 8 | 8 | 0 |
| Stolen Property Offenses | 1 | 1 | 0 | 0 |
| Theft - Pocket-picking | 0 | 0 | 0 | 0 |
| Theft - Purse Snatching | 0 | 0 | 0 | 0 |
| Theft - Shoplifting | 90 | 42 | 44 | 4 |
| Theft From Building | 153 | 42 | 18 | 0 |
| Theft From Coin Machine | 5 | 1 | 0 | 0 |
| Theft From Motor Vehicle | 57 | 3 | 1 | 0 |
| Theft of Motor Vehicle Parts | 39 | 3 | 2 | 1 |
| Theft - All Other Larceny | 137 | 24 | 10 | 1 |
| Crimes Against Society | | | | |
| Drug/Narcotic Violations | 157 | 131 | 135 | 7 |
| Drug/Narcotic Equipment Violations | 52 | 49 | 11 | 1 |
| Gambling - Betting/Wagering | 0 | 0 | 0 | 0 |
| Gambling - Operating/Promoting | 0 | 0 | 0 | 0 |
| Gambling - Equipment Violations | 0 | 0 | 0 | 0 |
| Gambling - Sports Tampering | 0 | 0 | 0 | 0 |
| Pornography/Obscene Material | 0 | 0 | 0 | 0 |
| Prostitution | 0 | 0 | 0 | 0 |
| Prostitution Assisting/Promoting | 0 | 0 | 0 | 0 |
| Weapon Law Violations | 19 | 18 | 10 | 2 |
| Total Group A Offenses | 1,946 | 932 | 403 | 37 |



Lebanon Police Department - 2007

2006 Population Estimate **23,702**

Offense Overview

Offense Total 3,931

Number Cleared 1,532

Percent Cleared 38.97 %

Group A Crimes per 100,000 population 16,585.1

Arrest Overview

Total Arrests 2,610

Adult Arrests 2,451

Juvenile Arrests 159

Unknown Age 0

Arrests per 100,000 population 11,011.7

Average number offenses/incident 1.18

Domestic Violence Victims

| Offense | Total | Arrests |
|-------------------------|------------|------------|
| Murder | 0 | 0 |
| Aggravated Assault | 62 | 33 |
| Simple Assault | 287 | 132 |
| Intimidation | 25 | 0 |
| Stalking | 0 | 0 |
| Forcible Rape | 1 | 0 |
| Forcible Sodomy | 0 | 0 |
| Sexual Assault W/Object | 2 | 1 |
| Forcible Fondling | 1 | 0 |
| Incest | 0 | 0 |
| Statutory Rape | 1 | 0 |
| Kidnaping/Abduction | 3 | 2 |
| Total | 382 | 168 |

TIBRS Group B Arrests

| Offense | Adult | Juvenile |
|-----------------------|--------------|-----------|
| Bad Checks | 0 | 0 |
| Curfew/Vagrancy | 0 | 3 |
| Disorderly Conduct | 31 | 6 |
| DUI | 248 | 1 |
| Drunkenness | 381 | 2 |
| Family-Non Violent | 0 | 0 |
| Liquor Law Violations | 61 | 8 |
| Peeping Tom | 0 | 0 |
| Runaway | 0 | 19 |
| Trespass | 195 | 3 |
| All Other Offenses | 426 | 22 |
| Total Group B | 1,342 | 64 |

| TIBRS Group A Offenses | Offenses | | Arrests | |
|------------------------------------|--------------|--------------|--------------|-----------|
| | Reported | Cleared | Adult | Juvenile |
| Crimes Against Persons | | | | |
| Murder | 3 | 2 | 1 | 0 |
| Negligent Manslaughter | 0 | 0 | 0 | 0 |
| Kidnaping/Abduction | 6 | 5 | 2 | 0 |
| Forcible Rape | 10 | 2 | 0 | 0 |
| Forcible Sodomy | 0 | 0 | 0 | 0 |
| Sexual Assault W/Object | 2 | 2 | 1 | 0 |
| Forcible Fondling | 3 | 1 | 0 | 0 |
| Incest | 0 | 0 | 0 | 0 |
| Statutory Rape | 5 | 1 | 0 | 0 |
| Aggravated Assault | 175 | 109 | 74 | 6 |
| Simple Assault | 530 | 232 | 174 | 13 |
| Intimidation | 179 | 14 | 1 | 0 |
| Stalking | 0 | 0 | 0 | 0 |
| Crimes Against Property | | | | |
| Arson | 6 | 1 | 1 | 0 |
| Bribery | 0 | 0 | 0 | 0 |
| Burglary | 169 | 21 | 20 | 4 |
| Counterfeiting/Forgery | 148 | 35 | 37 | 1 |
| Destruction/Damage/Vandalism | 428 | 60 | 15 | 0 |
| Embezzlement | 36 | 19 | 13 | 1 |
| Extortion/Blackmail | 0 | 0 | 0 | 0 |
| Fraud - False Pretenses | 184 | 51 | 6 | 0 |
| Fraud - Credit Card/ATM | 242 | 67 | 12 | 20 |
| Fraud - Impersonation | 113 | 75 | 67 | 4 |
| Fraud - Welfare | 0 | 0 | 0 | 0 |
| Fraud - Wire | 0 | 0 | 0 | 0 |
| Motor Vehicle Theft | 101 | 27 | 22 | 3 |
| Robbery | 39 | 11 | 14 | 1 |
| Stolen Property Offenses | 0 | 0 | 0 | 0 |
| Theft - Pocket-picking | 0 | 0 | 0 | 0 |
| Theft - Purse Snatching | 2 | 1 | 0 | 1 |
| Theft - Shoplifting | 141 | 90 | 87 | 15 |
| Theft From Building | 118 | 11 | 10 | 0 |
| Theft From Coin Machine | 5 | 0 | 0 | 0 |
| Theft From Motor Vehicle | 139 | 7 | 2 | 1 |
| Theft of Motor Vehicle Parts | 84 | 3 | 0 | 0 |
| Theft - All Other Larceny | 412 | 53 | 72 | 3 |
| Crimes Against Society | | | | |
| Drug/Narcotic Violations | 377 | 361 | 353 | 18 |
| Drug/Narcotic Equipment Violations | 239 | 237 | 108 | 0 |
| Gambling - Betting/Wagering | 0 | 0 | 0 | 0 |
| Gambling - Operating/Promoting | 0 | 0 | 0 | 0 |
| Gambling - Equipment Violations | 0 | 0 | 0 | 0 |
| Gambling - Sports Tampering | 0 | 0 | 0 | 0 |
| Pornography/Obscene Material | 1 | 1 | 1 | 0 |
| Prostitution | 0 | 0 | 0 | 0 |
| Prostitution Assisting/Promoting | 0 | 0 | 0 | 0 |
| Weapon Law Violations | 34 | 33 | 16 | 4 |
| Total Group A Offenses | 3,931 | 1,532 | 1,109 | 95 |



Lenoir City Police Department - 2007

2006 Population Estimate **7,703**

Offense Overview

Offense Total 1,195

Number Cleared 402

Percent Cleared 33.64 %

Group A Crimes per 100,000 population 15,513.4

Arrest Overview

Total Arrests 653

Adult Arrests 601

Juvenile Arrests 52

Unknown Age 0

Arrests per 100,000 population 8,477.2

Average number offenses/incident 1.11

Domestic Violence Victims

| Offense | Total | Arrests |
|-------------------------|------------|-----------|
| Murder | 0 | 0 |
| Aggravated Assault | 25 | 14 |
| Simple Assault | 102 | 39 |
| Intimidation | 33 | 2 |
| Stalking | 6 | 2 |
| Forcible Rape | 0 | 0 |
| Forcible Sodomy | 0 | 0 |
| Sexual Assault W/Object | 0 | 0 |
| Forcible Fondling | 1 | 0 |
| Incest | 0 | 0 |
| Statutory Rape | 0 | 0 |
| Kidnaping/Abduction | 3 | 0 |
| Total | 170 | 57 |

TIBRS Group B Arrests

| Offense | Adult | Juvenile |
|-----------------------|------------|-----------|
| Bad Checks | 0 | 0 |
| Curfew/Vagrancy | 0 | 0 |
| Disorderly Conduct | 3 | 1 |
| DUI | 97 | 0 |
| Drunkenness | 96 | 4 |
| Family-Non Violent | 1 | 0 |
| Liquor Law Violations | 15 | 5 |
| Peeping Tom | 0 | 0 |
| Runaway | 0 | 1 |
| Trespass | 3 | 0 |
| All Other Offenses | 99 | 1 |
| Total Group B | 314 | 12 |

| TIBRS Group A Offenses | Offenses | | Arrests | |
|------------------------------------|--------------|------------|------------|-----------|
| | Reported | Cleared | Adult | Juvenile |
| Crimes Against Persons | | | | |
| Murder | 0 | 0 | 0 | 0 |
| Negligent Manslaughter | 0 | 0 | 0 | 0 |
| Kidnaping/Abduction | 4 | 2 | 0 | 0 |
| Forcible Rape | 3 | 0 | 0 | 0 |
| Forcible Sodomy | 1 | 0 | 0 | 0 |
| Sexual Assault W/Object | 0 | 0 | 0 | 0 |
| Forcible Fondling | 8 | 4 | 4 | 0 |
| Incest | 0 | 0 | 0 | 0 |
| Statutory Rape | 0 | 0 | 0 | 0 |
| Aggravated Assault | 56 | 34 | 27 | 4 |
| Simple Assault | 183 | 73 | 45 | 21 |
| Intimidation | 98 | 10 | 3 | 2 |
| Stalking | 14 | 3 | 2 | 0 |
| Crimes Against Property | | | | |
| Arson | 4 | 2 | 1 | 2 |
| Bribery | 0 | 0 | 0 | 0 |
| Burglary | 118 | 17 | 15 | 1 |
| Counterfeiting/Forgery | 44 | 22 | 9 | 0 |
| Destruction/Damage/Vandalism | 65 | 7 | 7 | 0 |
| Embezzlement | 16 | 5 | 5 | 0 |
| Extortion/Blackmail | 0 | 0 | 0 | 0 |
| Fraud - False Pretenses | 48 | 23 | 6 | 0 |
| Fraud - Credit Card/ATM | 76 | 20 | 1 | 0 |
| Fraud - Impersonation | 9 | 5 | 5 | 0 |
| Fraud - Welfare | 0 | 0 | 0 | 0 |
| Fraud - Wire | 1 | 0 | 0 | 0 |
| Motor Vehicle Theft | 38 | 9 | 6 | 0 |
| Robbery | 8 | 2 | 1 | 0 |
| Stolen Property Offenses | 0 | 0 | 0 | 0 |
| Theft - Pocket-picking | 4 | 0 | 0 | 0 |
| Theft - Purse Snatching | 1 | 0 | 0 | 0 |
| Theft - Shoplifting | 78 | 59 | 71 | 0 |
| Theft From Building | 47 | 11 | 8 | 2 |
| Theft From Coin Machine | 6 | 3 | 2 | 0 |
| Theft From Motor Vehicle | 54 | 4 | 3 | 0 |
| Theft of Motor Vehicle Parts | 34 | 0 | 0 | 0 |
| Theft - All Other Larceny | 97 | 7 | 5 | 1 |
| Crimes Against Society | | | | |
| Drug/Narcotic Violations | 53 | 53 | 51 | 5 |
| Drug/Narcotic Equipment Violations | 23 | 23 | 7 | 1 |
| Gambling - Betting/Wagering | 0 | 0 | 0 | 0 |
| Gambling - Operating/Promoting | 0 | 0 | 0 | 0 |
| Gambling - Equipment Violations | 0 | 0 | 0 | 0 |
| Gambling - Sports Tampering | 0 | 0 | 0 | 0 |
| Pornography/Obscene Material | 0 | 0 | 0 | 0 |
| Prostitution | 0 | 0 | 0 | 0 |
| Prostitution Assisting/Promoting | 0 | 0 | 0 | 0 |
| Weapon Law Violations | 4 | 4 | 3 | 1 |
| Total Group A Offenses | 1,195 | 402 | 287 | 40 |



Lewisburg Police Department - 2007

2006 Population Estimate **10,834**

Offense Overview

Offense Total 1,105
 Number Cleared 367
 Percent Cleared 33.21 %

Group A Crimes per 100,000
 population 10,199.4

Arrest Overview

Total Arrests 731
 Adult Arrests 668
 Juvenile Arrests 63
 Unknown Age 0

Arrests per 100,000 population 6,747.3

Average number offenses/incident 1.11

Domestic Violence Victims

| Offense | Total | Arrests |
|-------------------------|------------|------------|
| Murder | 0 | 0 |
| Aggravated Assault | 20 | 14 |
| Simple Assault | 186 | 126 |
| Intimidation | 28 | 1 |
| Stalking | 7 | 2 |
| Forcible Rape | 3 | 1 |
| Forcible Sodomy | 1 | 0 |
| Sexual Assault W/Object | 0 | 0 |
| Forcible Fondling | 3 | 1 |
| Incest | 0 | 0 |
| Statutory Rape | 0 | 0 |
| Kidnaping/Abduction | 1 | 0 |
| Total | 249 | 145 |

TIBRS Group B Arrests

| Offense | Adult | Juvenile |
|-----------------------|------------|-----------|
| Bad Checks | 0 | 0 |
| Curfew/Vagrancy | 0 | 0 |
| Disorderly Conduct | 13 | 4 |
| DUI | 86 | 2 |
| Drunkenness | 147 | 5 |
| Family-Non Violent | 1 | 0 |
| Liquor Law Violations | 13 | 4 |
| Peeping Tom | 0 | 0 |
| Runaway | 0 | 1 |
| Trespass | 6 | 0 |
| All Other Offenses | 103 | 5 |
| Total Group B | 369 | 21 |

| TIBRS Group A Offenses | Offenses | | Arrests | |
|------------------------------------|--------------|------------|------------|-----------|
| | Reported | Cleared | Adult | Juvenile |
| Crimes Against Persons | | | | |
| Murder | 0 | 0 | 0 | 0 |
| Negligent Manslaughter | 0 | 0 | 0 | 0 |
| Kidnaping/Abduction | 1 | 0 | 0 | 0 |
| Forcible Rape | 4 | 1 | 1 | 0 |
| Forcible Sodomy | 1 | 0 | 0 | 0 |
| Sexual Assault W/Object | 0 | 0 | 0 | 0 |
| Forcible Fondling | 9 | 1 | 1 | 0 |
| Incest | 0 | 0 | 0 | 0 |
| Statutory Rape | 0 | 0 | 0 | 0 |
| Aggravated Assault | 66 | 32 | 23 | 4 |
| Simple Assault | 285 | 156 | 146 | 4 |
| Intimidation | 79 | 10 | 6 | 2 |
| Stalking | 11 | 3 | 4 | 0 |
| Crimes Against Property | | | | |
| Arson | 1 | 0 | 0 | 0 |
| Bribery | 0 | 0 | 0 | 0 |
| Burglary | 89 | 9 | 9 | 0 |
| Counterfeiting/Forgery | 23 | 3 | 3 | 0 |
| Destruction/Damage/Vandalism | 146 | 17 | 11 | 2 |
| Embezzlement | 2 | 0 | 0 | 0 |
| Extortion/Blackmail | 0 | 0 | 0 | 0 |
| Fraud - False Pretenses | 22 | 3 | 2 | 0 |
| Fraud - Credit Card/ATM | 9 | 0 | 1 | 0 |
| Fraud - Impersonation | 7 | 3 | 1 | 1 |
| Fraud - Welfare | 0 | 0 | 0 | 0 |
| Fraud - Wire | 1 | 0 | 0 | 0 |
| Motor Vehicle Theft | 13 | 4 | 2 | 3 |
| Robbery | 11 | 2 | 2 | 0 |
| Stolen Property Offenses | 0 | 0 | 0 | 0 |
| Theft - Pocket-picking | 1 | 1 | 0 | 0 |
| Theft - Purse Snatching | 0 | 0 | 0 | 0 |
| Theft - Shoplifting | 29 | 14 | 14 | 1 |
| Theft From Building | 83 | 7 | 3 | 5 |
| Theft From Coin Machine | 0 | 0 | 0 | 0 |
| Theft From Motor Vehicle | 43 | 3 | 3 | 0 |
| Theft of Motor Vehicle Parts | 25 | 1 | 1 | 0 |
| Theft - All Other Larceny | 51 | 6 | 4 | 5 |
| Crimes Against Society | | | | |
| Drug/Narcotic Violations | 51 | 50 | 42 | 8 |
| Drug/Narcotic Equipment Violations | 28 | 27 | 13 | 1 |
| Gambling - Betting/Wagering | 0 | 0 | 0 | 0 |
| Gambling - Operating/Promoting | 0 | 0 | 0 | 0 |
| Gambling - Equipment Violations | 0 | 0 | 0 | 0 |
| Gambling - Sports Tampering | 0 | 0 | 0 | 0 |
| Pornography/Obscene Material | 0 | 0 | 0 | 0 |
| Prostitution | 0 | 0 | 0 | 0 |
| Prostitution Assisting/Promoting | 0 | 0 | 0 | 0 |
| Weapon Law Violations | 14 | 14 | 7 | 6 |
| Total Group A Offenses | 1,105 | 367 | 299 | 42 |



Lexington Police Department - 2007

2006 Population Estimate **7,780**

Offense Overview

Offense Total 1,564
 Number Cleared 813
 Percent Cleared 51.98 %

Group A Crimes per 100,000 population 20,102.8

Arrest Overview

Total Arrests 945
 Adult Arrests 796
 Juvenile Arrests 149
 Unknown Age 0

Arrests per 100,000 population 12,146.5

Average number offenses/incident 1.20

Domestic Violence Victims

| Offense | Total | Arrests |
|-------------------------|------------|------------|
| Murder | 0 | 0 |
| Aggravated Assault | 28 | 12 |
| Simple Assault | 182 | 108 |
| Intimidation | 33 | 4 |
| Stalking | 2 | 0 |
| Forcible Rape | 2 | 1 |
| Forcible Sodomy | 0 | 0 |
| Sexual Assault W/Object | 0 | 0 |
| Forcible Fondling | 0 | 0 |
| Incest | 0 | 0 |
| Statutory Rape | 1 | 1 |
| Kidnaping/Abduction | 0 | 0 |
| Total | 248 | 126 |

TIBRS Group B Arrests

| Offense | Adult | Juvenile |
|-----------------------|------------|-----------|
| Bad Checks | 0 | 0 |
| Curfew/Vagrancy | 0 | 16 |
| Disorderly Conduct | 13 | 5 |
| DUI | 50 | 1 |
| Drunkenness | 129 | 0 |
| Family-Non Violent | 7 | 0 |
| Liquor Law Violations | 17 | 2 |
| Peeping Tom | 0 | 0 |
| Runaway | 0 | 4 |
| Trespass | 17 | 1 |
| All Other Offenses | 130 | 4 |
| Total Group B | 363 | 33 |

| TIBRS Group A Offenses | Offenses | | Arrests | |
|------------------------------------|--------------|------------|------------|------------|
| | Reported | Cleared | Adult | Juvenile |
| Crimes Against Persons | | | | |
| Murder | 0 | 0 | 3 | 0 |
| Negligent Manslaughter | 0 | 0 | 0 | 0 |
| Kidnaping/Abduction | 1 | 1 | 1 | 0 |
| Forcible Rape | 8 | 4 | 2 | 0 |
| Forcible Sodomy | 0 | 0 | 0 | 0 |
| Sexual Assault W/Object | 0 | 0 | 0 | 0 |
| Forcible Fondling | 12 | 8 | 3 | 0 |
| Incest | 0 | 0 | 0 | 0 |
| Statutory Rape | 2 | 2 | 2 | 0 |
| Aggravated Assault | 67 | 55 | 27 | 6 |
| Simple Assault | 284 | 223 | 112 | 17 |
| Intimidation | 102 | 69 | 8 | 0 |
| Stalking | 3 | 2 | 0 | 0 |
| Crimes Against Property | | | | |
| Arson | 3 | 1 | 0 | 2 |
| Bribery | 0 | 0 | 0 | 0 |
| Burglary | 125 | 36 | 8 | 0 |
| Counterfeiting/Forgery | 89 | 33 | 30 | 0 |
| Destruction/Damage/Vandalism | 199 | 44 | 3 | 22 |
| Embezzlement | 24 | 10 | 8 | 0 |
| Extortion/Blackmail | 0 | 0 | 0 | 0 |
| Fraud - False Pretenses | 84 | 36 | 1 | 0 |
| Fraud - Credit Card/ATM | 29 | 22 | 17 | 0 |
| Fraud - Impersonation | 4 | 1 | 0 | 2 |
| Fraud - Welfare | 0 | 0 | 0 | 0 |
| Fraud - Wire | 0 | 0 | 0 | 0 |
| Motor Vehicle Theft | 30 | 8 | 3 | 0 |
| Robbery | 13 | 6 | 3 | 0 |
| Stolen Property Offenses | 4 | 1 | 2 | 0 |
| Theft - Pocket-picking | 0 | 0 | 0 | 0 |
| Theft - Purse Snatching | 1 | 0 | 0 | 0 |
| Theft - Shoplifting | 82 | 76 | 66 | 12 |
| Theft From Building | 64 | 23 | 14 | 13 |
| Theft From Coin Machine | 4 | 1 | 0 | 0 |
| Theft From Motor Vehicle | 36 | 4 | 3 | 0 |
| Theft of Motor Vehicle Parts | 29 | 2 | 1 | 0 |
| Theft - All Other Larceny | 133 | 15 | 25 | 40 |
| Crimes Against Society | | | | |
| Drug/Narcotic Violations | 77 | 76 | 82 | 2 |
| Drug/Narcotic Equipment Violations | 46 | 46 | 7 | 0 |
| Gambling - Betting/Wagering | 0 | 0 | 0 | 0 |
| Gambling - Operating/Promoting | 0 | 0 | 0 | 0 |
| Gambling - Equipment Violations | 0 | 0 | 0 | 0 |
| Gambling - Sports Tampering | 0 | 0 | 0 | 0 |
| Pornography/Obscene Material | 2 | 2 | 1 | 0 |
| Prostitution | 0 | 0 | 0 | 0 |
| Prostitution Assisting/Promoting | 0 | 0 | 0 | 0 |
| Weapon Law Violations | 7 | 6 | 1 | 0 |
| Total Group A Offenses | 1,564 | 813 | 433 | 116 |



Livingston Police Department - 2007

2006 Population Estimate 3,517

Offense Overview

Offense Total 358
 Number Cleared 189
 Percent Cleared 52.79 %
 Group A Crimes per 100,000 population 10,179.1

Arrest Overview

Total Arrests 278
 Adult Arrests 255
 Juvenile Arrests 23
 Unknown Age 0
 Arrests per 100,000 population 7,904.5
 Average number offenses/incident 1.21

Domestic Violence Victims

| Offense | Total | Arrests |
|-------------------------|-----------|-----------|
| Murder | 0 | 0 |
| Aggravated Assault | 7 | 5 |
| Simple Assault | 23 | 21 |
| Intimidation | 0 | 0 |
| Stalking | 0 | 0 |
| Forcible Rape | 1 | 1 |
| Forcible Sodomy | 0 | 0 |
| Sexual Assault W/Object | 0 | 0 |
| Forcible Fondling | 1 | 1 |
| Incest | 0 | 0 |
| Statutory Rape | 0 | 0 |
| Kidnaping/Abduction | 1 | 0 |
| Total | 33 | 28 |

TIBRS Group B Arrests

| Offense | Adult | Juvenile |
|-----------------------|-----------|-----------|
| Bad Checks | 0 | 0 |
| Curfew/Vagrancy | 0 | 0 |
| Disorderly Conduct | 9 | 1 |
| DUI | 31 | 0 |
| Drunkenness | 22 | 1 |
| Family-Non Violent | 0 | 0 |
| Liquor Law Violations | 16 | 9 |
| Peeping Tom | 0 | 0 |
| Runaway | 0 | 0 |
| Trespass | 1 | 0 |
| All Other Offenses | 18 | 3 |
| Total Group B | 97 | 14 |

| TIBRS Group A Offenses | Offenses | | Arrests | |
|------------------------------------|------------|------------|------------|----------|
| | Reported | Cleared | Adult | Juvenile |
| Crimes Against Persons | | | | |
| Murder | 0 | 0 | 0 | 0 |
| Negligent Manslaughter | 0 | 0 | 0 | 0 |
| Kidnaping/Abduction | 4 | 2 | 0 | 0 |
| Forcible Rape | 2 | 1 | 1 | 0 |
| Forcible Sodomy | 0 | 0 | 0 | 0 |
| Sexual Assault W/Object | 0 | 0 | 0 | 0 |
| Forcible Fondling | 1 | 1 | 1 | 0 |
| Incest | 0 | 0 | 0 | 0 |
| Statutory Rape | 0 | 0 | 0 | 0 |
| Aggravated Assault | 9 | 7 | 7 | 0 |
| Simple Assault | 30 | 29 | 23 | 1 |
| Intimidation | 1 | 1 | 0 | 1 |
| Stalking | 0 | 0 | 0 | 0 |
| Crimes Against Property | | | | |
| Arson | 1 | 0 | 0 | 0 |
| Bribery | 0 | 0 | 0 | 0 |
| Burglary | 53 | 4 | 5 | 0 |
| Counterfeiting/Forgery | 16 | 9 | 4 | 1 |
| Destruction/Damage/Vandalism | 33 | 5 | 3 | 1 |
| Embezzlement | 1 | 1 | 1 | 0 |
| Extortion/Blackmail | 0 | 0 | 0 | 0 |
| Fraud - False Pretenses | 20 | 10 | 6 | 0 |
| Fraud - Credit Card/ATM | 4 | 1 | 1 | 0 |
| Fraud - Impersonation | 2 | 0 | 0 | 0 |
| Fraud - Welfare | 0 | 0 | 0 | 0 |
| Fraud - Wire | 0 | 0 | 0 | 0 |
| Motor Vehicle Theft | 2 | 1 | 2 | 0 |
| Robbery | 4 | 1 | 2 | 0 |
| Stolen Property Offenses | 0 | 0 | 0 | 0 |
| Theft - Pocket-picking | 1 | 0 | 0 | 0 |
| Theft - Purse Snatching | 0 | 0 | 0 | 0 |
| Theft - Shoplifting | 13 | 8 | 7 | 1 |
| Theft From Building | 15 | 3 | 3 | 0 |
| Theft From Coin Machine | 1 | 0 | 0 | 0 |
| Theft From Motor Vehicle | 17 | 4 | 5 | 0 |
| Theft of Motor Vehicle Parts | 10 | 2 | 2 | 0 |
| Theft - All Other Larceny | 19 | 4 | 3 | 4 |
| Crimes Against Society | | | | |
| Drug/Narcotic Violations | 61 | 57 | 56 | 0 |
| Drug/Narcotic Equipment Violations | 31 | 31 | 21 | 0 |
| Gambling - Betting/Wagering | 0 | 0 | 0 | 0 |
| Gambling - Operating/Promoting | 0 | 0 | 0 | 0 |
| Gambling - Equipment Violations | 0 | 0 | 0 | 0 |
| Gambling - Sports Tampering | 0 | 0 | 0 | 0 |
| Pornography/Obscene Material | 0 | 0 | 0 | 0 |
| Prostitution | 0 | 0 | 0 | 0 |
| Prostitution Assisting/Promoting | 0 | 0 | 0 | 0 |
| Weapon Law Violations | 7 | 7 | 5 | 0 |
| Total Group A Offenses | 358 | 189 | 158 | 9 |



Lookout Mountain Police Department - 2007

2006 Population Estimate 1,881

Offense Overview

Offense Total 8
 Number Cleared 1
 Percent Cleared 12.50 %

Group A Crimes per 100,000 population 425.3

Arrest Overview

Total Arrests 5
 Adult Arrests 5
 Juvenile Arrests 0
 Unknown Age 0

Arrests per 100,000 population 265.8

Average number offenses/incident 1.00

Domestic Violence Victims

| Offense | Total | Arrests |
|-------------------------|----------|----------|
| Murder | 0 | 0 |
| Aggravated Assault | 0 | 0 |
| Simple Assault | 0 | 0 |
| Intimidation | 0 | 0 |
| Stalking | 0 | 0 |
| Forcible Rape | 0 | 0 |
| Forcible Sodomy | 0 | 0 |
| Sexual Assault W/Object | 0 | 0 |
| Forcible Fondling | 0 | 0 |
| Incest | 0 | 0 |
| Statutory Rape | 0 | 0 |
| Kidnaping/Abduction | 0 | 0 |
| Total | 0 | 0 |

TIBRS Group B Arrests

| Offense | Adult | Juvenile |
|-----------------------|----------|----------|
| Bad Checks | 0 | 0 |
| Curfew/Vagrancy | 0 | 0 |
| Disorderly Conduct | 0 | 0 |
| DUI | 2 | 0 |
| Drunkenness | 1 | 0 |
| Family-Non Violent | 0 | 0 |
| Liquor Law Violations | 0 | 0 |
| Peeping Tom | 0 | 0 |
| Runaway | 0 | 0 |
| Trespass | 0 | 0 |
| All Other Offenses | 1 | 0 |
| Total Group B | 4 | 0 |

| TIBRS Group A Offenses | Offenses | | Arrests | |
|------------------------------------|----------|----------|----------|----------|
| | Reported | Cleared | Adult | Juvenile |
| Crimes Against Persons | | | | |
| Murder | 0 | 0 | 0 | 0 |
| Negligent Manslaughter | 0 | 0 | 0 | 0 |
| Kidnaping/Abduction | 0 | 0 | 0 | 0 |
| Forcible Rape | 0 | 0 | 0 | 0 |
| Forcible Sodomy | 0 | 0 | 0 | 0 |
| Sexual Assault W/Object | 0 | 0 | 0 | 0 |
| Forcible Fondling | 0 | 0 | 0 | 0 |
| Incest | 0 | 0 | 0 | 0 |
| Statutory Rape | 0 | 0 | 0 | 0 |
| Aggravated Assault | 0 | 0 | 0 | 0 |
| Simple Assault | 0 | 0 | 0 | 0 |
| Intimidation | 0 | 0 | 0 | 0 |
| Stalking | 1 | 0 | 0 | 0 |
| Crimes Against Property | | | | |
| Arson | 0 | 0 | 0 | 0 |
| Bribery | 0 | 0 | 0 | 0 |
| Burglary | 0 | 0 | 0 | 0 |
| Counterfeiting/Forgery | 0 | 0 | 0 | 0 |
| Destruction/Damage/Vandalism | 0 | 0 | 0 | 0 |
| Embezzlement | 0 | 0 | 0 | 0 |
| Extortion/Blackmail | 0 | 0 | 0 | 0 |
| Fraud - False Pretenses | 0 | 0 | 0 | 0 |
| Fraud - Credit Card/ATM | 0 | 0 | 0 | 0 |
| Fraud - Impersonation | 0 | 0 | 0 | 0 |
| Fraud - Welfare | 0 | 0 | 0 | 0 |
| Fraud - Wire | 1 | 0 | 0 | 0 |
| Motor Vehicle Theft | 0 | 0 | 0 | 0 |
| Robbery | 0 | 0 | 0 | 0 |
| Stolen Property Offenses | 0 | 0 | 0 | 0 |
| Theft - Pocket-picking | 0 | 0 | 0 | 0 |
| Theft - Purse Snatching | 0 | 0 | 0 | 0 |
| Theft - Shoplifting | 0 | 0 | 0 | 0 |
| Theft From Building | 3 | 0 | 0 | 0 |
| Theft From Coin Machine | 0 | 0 | 0 | 0 |
| Theft From Motor Vehicle | 1 | 0 | 0 | 0 |
| Theft of Motor Vehicle Parts | 0 | 0 | 0 | 0 |
| Theft - All Other Larceny | 1 | 0 | 0 | 0 |
| Crimes Against Society | | | | |
| Drug/Narcotic Violations | 0 | 0 | 0 | 0 |
| Drug/Narcotic Equipment Violations | 1 | 1 | 1 | 0 |
| Gambling - Betting/Wagering | 0 | 0 | 0 | 0 |
| Gambling - Operating/Promoting | 0 | 0 | 0 | 0 |
| Gambling - Equipment Violations | 0 | 0 | 0 | 0 |
| Gambling - Sports Tampering | 0 | 0 | 0 | 0 |
| Pornography/Obscene Material | 0 | 0 | 0 | 0 |
| Prostitution | 0 | 0 | 0 | 0 |
| Prostitution Assisting/Promoting | 0 | 0 | 0 | 0 |
| Weapon Law Violations | 0 | 0 | 0 | 0 |
| Total Group A Offenses | 8 | 1 | 1 | 0 |



Loretto Police Department - 2007

2006 Population Estimate 1,701

Offense Overview

Offense Total 163
 Number Cleared 35
 Percent Cleared 21.47 %

Group A Crimes per 100,000 population 9,582.6

Arrest Overview

Total Arrests 75
 Adult Arrests 72
 Juvenile Arrests 3
 Unknown Age 0

Arrests per 100,000 population 4,409.2

Average number offenses/incident 1.16

Domestic Violence Victims

| Offense | Total | Arrests |
|-------------------------|-----------|-----------|
| Murder | 0 | 0 |
| Aggravated Assault | 3 | 1 |
| Simple Assault | 11 | 8 |
| Intimidation | 8 | 0 |
| Stalking | 2 | 1 |
| Forcible Rape | 0 | 0 |
| Forcible Sodomy | 0 | 0 |
| Sexual Assault W/Object | 0 | 0 |
| Forcible Fondling | 0 | 0 |
| Incest | 0 | 0 |
| Statutory Rape | 0 | 0 |
| Kidnaping/Abduction | 0 | 0 |
| Total | 24 | 10 |

TIBRS Group B Arrests

| Offense | Adult | Juvenile |
|-----------------------|-----------|----------|
| Bad Checks | 0 | 0 |
| Curfew/Vagrancy | 0 | 0 |
| Disorderly Conduct | 1 | 0 |
| DUI | 5 | 0 |
| Drunkenness | 6 | 0 |
| Family-Non Violent | 0 | 0 |
| Liquor Law Violations | 0 | 0 |
| Peeping Tom | 0 | 0 |
| Runaway | 0 | 0 |
| Trespass | 0 | 0 |
| All Other Offenses | 29 | 1 |
| Total Group B | 41 | 1 |

| TIBRS Group A Offenses | Offenses | | Arrests | |
|------------------------------------|------------|-----------|-----------|----------|
| | Reported | Cleared | Adult | Juvenile |
| Crimes Against Persons | | | | |
| Murder | 0 | 0 | 0 | 0 |
| Negligent Manslaughter | 0 | 0 | 0 | 0 |
| Kidnaping/Abduction | 0 | 0 | 0 | 0 |
| Forcible Rape | 0 | 0 | 0 | 0 |
| Forcible Sodomy | 0 | 0 | 0 | 0 |
| Sexual Assault W/Object | 0 | 0 | 0 | 0 |
| Forcible Fondling | 0 | 0 | 0 | 0 |
| Incest | 0 | 0 | 0 | 0 |
| Statutory Rape | 0 | 0 | 0 | 0 |
| Aggravated Assault | 3 | 1 | 1 | 0 |
| Simple Assault | 17 | 8 | 8 | 1 |
| Intimidation | 22 | 0 | 0 | 0 |
| Stalking | 3 | 1 | 1 | 0 |
| Crimes Against Property | | | | |
| Arson | 0 | 0 | 0 | 0 |
| Bribery | 0 | 0 | 0 | 0 |
| Burglary | 13 | 2 | 2 | 0 |
| Counterfeiting/Forgery | 3 | 0 | 0 | 0 |
| Destruction/Damage/Vandalism | 26 | 1 | 1 | 0 |
| Embezzlement | 0 | 0 | 0 | 0 |
| Extortion/Blackmail | 0 | 0 | 0 | 0 |
| Fraud - False Pretenses | 2 | 2 | 2 | 0 |
| Fraud - Credit Card/ATM | 0 | 0 | 0 | 0 |
| Fraud - Impersonation | 0 | 0 | 0 | 0 |
| Fraud - Welfare | 0 | 0 | 0 | 0 |
| Fraud - Wire | 0 | 0 | 0 | 0 |
| Motor Vehicle Theft | 4 | 1 | 1 | 0 |
| Robbery | 0 | 0 | 0 | 0 |
| Stolen Property Offenses | 0 | 0 | 0 | 0 |
| Theft - Pocket-picking | 1 | 0 | 0 | 0 |
| Theft - Purse Snatching | 0 | 0 | 0 | 0 |
| Theft - Shoplifting | 13 | 5 | 5 | 0 |
| Theft From Building | 16 | 2 | 1 | 1 |
| Theft From Coin Machine | 0 | 0 | 0 | 0 |
| Theft From Motor Vehicle | 10 | 0 | 0 | 0 |
| Theft of Motor Vehicle Parts | 1 | 0 | 0 | 0 |
| Theft - All Other Larceny | 18 | 1 | 1 | 0 |
| Crimes Against Society | | | | |
| Drug/Narcotic Violations | 9 | 9 | 6 | 0 |
| Drug/Narcotic Equipment Violations | 2 | 2 | 2 | 0 |
| Gambling - Betting/Wagering | 0 | 0 | 0 | 0 |
| Gambling - Operating/Promoting | 0 | 0 | 0 | 0 |
| Gambling - Equipment Violations | 0 | 0 | 0 | 0 |
| Gambling - Sports Tampering | 0 | 0 | 0 | 0 |
| Pornography/Obscene Material | 0 | 0 | 0 | 0 |
| Prostitution | 0 | 0 | 0 | 0 |
| Prostitution Assisting/Promoting | 0 | 0 | 0 | 0 |
| Weapon Law Violations | 0 | 0 | 0 | 0 |
| Total Group A Offenses | 163 | 35 | 31 | 2 |



Loudon Police Department - 2007

2006 Population Estimate 4,872

Offense Overview

Offense Total 528
 Number Cleared 174
 Percent Cleared 32.95 %
 Group A Crimes per 100,000 population 10,837.4

Arrest Overview

Total Arrests 423
 Adult Arrests 394
 Juvenile Arrests 29
 Unknown Age 0
 Arrests per 100,000 population 8,682.3
 Average number offenses/incident 1.00

Domestic Violence Victims

| Offense | Total | Arrests |
|-------------------------|-----------|-----------|
| Murder | 0 | 0 |
| Aggravated Assault | 0 | 0 |
| Simple Assault | 12 | 11 |
| Intimidation | 0 | 0 |
| Stalking | 0 | 0 |
| Forcible Rape | 0 | 0 |
| Forcible Sodomy | 0 | 0 |
| Sexual Assault W/Object | 0 | 0 |
| Forcible Fondling | 0 | 0 |
| Incest | 0 | 0 |
| Statutory Rape | 0 | 0 |
| Kidnaping/Abduction | 0 | 0 |
| Total | 12 | 11 |

TIBRS Group B Arrests

| Offense | Adult | Juvenile |
|-----------------------|------------|-----------|
| Bad Checks | 1 | 0 |
| Curfew/Vagrancy | 0 | 6 |
| Disorderly Conduct | 8 | 1 |
| DUI | 123 | 1 |
| Drunkenness | 103 | 2 |
| Family-Non Violent | 0 | 0 |
| Liquor Law Violations | 0 | 0 |
| Peeping Tom | 0 | 0 |
| Runaway | 0 | 0 |
| Trespass | 3 | 0 |
| All Other Offenses | 1 | 0 |
| Total Group B | 239 | 10 |

| TIBRS Group A Offenses | Offenses | | Arrests | |
|------------------------------------|------------|------------|------------|-----------|
| | Reported | Cleared | Adult | Juvenile |
| Crimes Against Persons | | | | |
| Murder | 0 | 0 | 0 | 0 |
| Negligent Manslaughter | 0 | 0 | 0 | 0 |
| Kidnaping/Abduction | 0 | 0 | 0 | 0 |
| Forcible Rape | 1 | 0 | 0 | 0 |
| Forcible Sodomy | 0 | 0 | 0 | 0 |
| Sexual Assault W/Object | 0 | 0 | 0 | 0 |
| Forcible Fondling | 1 | 0 | 0 | 0 |
| Incest | 0 | 0 | 0 | 0 |
| Statutory Rape | 0 | 0 | 0 | 0 |
| Aggravated Assault | 15 | 10 | 9 | 1 |
| Simple Assault | 50 | 30 | 26 | 4 |
| Intimidation | 59 | 2 | 3 | 0 |
| Stalking | 1 | 0 | 0 | 0 |
| Crimes Against Property | | | | |
| Arson | 0 | 0 | 0 | 0 |
| Bribery | 0 | 0 | 0 | 0 |
| Burglary | 35 | 9 | 8 | 1 |
| Counterfeiting/Forgery | 12 | 0 | 0 | 0 |
| Destruction/Damage/Vandalism | 92 | 1 | 0 | 1 |
| Embezzlement | 0 | 0 | 0 | 0 |
| Extortion/Blackmail | 0 | 0 | 0 | 0 |
| Fraud - False Pretenses | 0 | 0 | 0 | 0 |
| Fraud - Credit Card/ATM | 1 | 0 | 0 | 0 |
| Fraud - Impersonation | 6 | 4 | 3 | 1 |
| Fraud - Welfare | 0 | 0 | 0 | 0 |
| Fraud - Wire | 0 | 0 | 0 | 0 |
| Motor Vehicle Theft | 8 | 1 | 0 | 1 |
| Robbery | 2 | 0 | 0 | 0 |
| Stolen Property Offenses | 0 | 0 | 0 | 0 |
| Theft - Pocket-picking | 0 | 0 | 0 | 0 |
| Theft - Purse Snatching | 0 | 0 | 0 | 0 |
| Theft - Shoplifting | 5 | 3 | 4 | 0 |
| Theft From Building | 100 | 18 | 12 | 4 |
| Theft From Coin Machine | 0 | 0 | 0 | 0 |
| Theft From Motor Vehicle | 37 | 3 | 3 | 0 |
| Theft of Motor Vehicle Parts | 1 | 0 | 0 | 0 |
| Theft - All Other Larceny | 8 | 0 | 0 | 0 |
| Crimes Against Society | | | | |
| Drug/Narcotic Violations | 62 | 61 | 57 | 5 |
| Drug/Narcotic Equipment Violations | 29 | 29 | 28 | 0 |
| Gambling - Betting/Wagering | 0 | 0 | 0 | 0 |
| Gambling - Operating/Promoting | 0 | 0 | 0 | 0 |
| Gambling - Equipment Violations | 0 | 0 | 0 | 0 |
| Gambling - Sports Tampering | 0 | 0 | 0 | 0 |
| Pornography/Obscene Material | 0 | 0 | 0 | 0 |
| Prostitution | 0 | 0 | 0 | 0 |
| Prostitution Assisting/Promoting | 0 | 0 | 0 | 0 |
| Weapon Law Violations | 3 | 3 | 2 | 1 |
| Total Group A Offenses | 528 | 174 | 155 | 19 |



Lynnville Police Department - 2007

2006 Population Estimate 339

Offense Overview

Offense Total 0
 Number Cleared 0
 Percent Cleared 0.00 %

Group A Crimes per 100,000 population 0.0

Arrest Overview

Total Arrests 0
 Adult Arrests 0
 Juvenile Arrests 0
 Unknown Age 0

Arrests per 100,000 population 0.0

Average number offenses/incident 0.00

Domestic Violence Victims

| Offense | Total | Arrests |
|-------------------------|----------|----------|
| Murder | 0 | 0 |
| Aggravated Assault | 0 | 0 |
| Simple Assault | 0 | 0 |
| Intimidation | 0 | 0 |
| Stalking | 0 | 0 |
| Forcible Rape | 0 | 0 |
| Forcible Sodomy | 0 | 0 |
| Sexual Assault W/Object | 0 | 0 |
| Forcible Fondling | 0 | 0 |
| Incest | 0 | 0 |
| Statutory Rape | 0 | 0 |
| Kidnaping/Abduction | 0 | 0 |
| Total | 0 | 0 |

TIBRS Group B Arrests

| Offense | Adult | Juvenile |
|-----------------------|----------|----------|
| Bad Checks | 0 | 0 |
| Curfew/Vagrancy | 0 | 0 |
| Disorderly Conduct | 0 | 0 |
| DUI | 0 | 0 |
| Drunkenness | 0 | 0 |
| Family-Non Violent | 0 | 0 |
| Liquor Law Violations | 0 | 0 |
| Peeping Tom | 0 | 0 |
| Runaway | 0 | 0 |
| Trespass | 0 | 0 |
| All Other Offenses | 0 | 0 |
| Total Group B | 0 | 0 |

| TIBRS Group A Offenses | Offenses | | Arrests | |
|------------------------------------|----------|----------|----------|----------|
| | Reported | Cleared | Adult | Juvenile |
| Crimes Against Persons | | | | |
| Murder | 0 | 0 | 0 | 0 |
| Negligent Manslaughter | 0 | 0 | 0 | 0 |
| Kidnaping/Abduction | 0 | 0 | 0 | 0 |
| Forcible Rape | 0 | 0 | 0 | 0 |
| Forcible Sodomy | 0 | 0 | 0 | 0 |
| Sexual Assault W/Object | 0 | 0 | 0 | 0 |
| Forcible Fondling | 0 | 0 | 0 | 0 |
| Incest | 0 | 0 | 0 | 0 |
| Statutory Rape | 0 | 0 | 0 | 0 |
| Aggravated Assault | 0 | 0 | 0 | 0 |
| Simple Assault | 0 | 0 | 0 | 0 |
| Intimidation | 0 | 0 | 0 | 0 |
| Stalking | 0 | 0 | 0 | 0 |
| Crimes Against Property | | | | |
| Arson | 0 | 0 | 0 | 0 |
| Bribery | 0 | 0 | 0 | 0 |
| Burglary | 0 | 0 | 0 | 0 |
| Counterfeiting/Forgery | 0 | 0 | 0 | 0 |
| Destruction/Damage/Vandalism | 0 | 0 | 0 | 0 |
| Embezzlement | 0 | 0 | 0 | 0 |
| Extortion/Blackmail | 0 | 0 | 0 | 0 |
| Fraud - False Pretenses | 0 | 0 | 0 | 0 |
| Fraud - Credit Card/ATM | 0 | 0 | 0 | 0 |
| Fraud - Impersonation | 0 | 0 | 0 | 0 |
| Fraud - Welfare | 0 | 0 | 0 | 0 |
| Fraud - Wire | 0 | 0 | 0 | 0 |
| Motor Vehicle Theft | 0 | 0 | 0 | 0 |
| Robbery | 0 | 0 | 0 | 0 |
| Stolen Property Offenses | 0 | 0 | 0 | 0 |
| Theft - Pocket-picking | 0 | 0 | 0 | 0 |
| Theft - Purse Snatching | 0 | 0 | 0 | 0 |
| Theft - Shoplifting | 0 | 0 | 0 | 0 |
| Theft From Building | 0 | 0 | 0 | 0 |
| Theft From Coin Machine | 0 | 0 | 0 | 0 |
| Theft From Motor Vehicle | 0 | 0 | 0 | 0 |
| Theft of Motor Vehicle Parts | 0 | 0 | 0 | 0 |
| Theft - All Other Larceny | 0 | 0 | 0 | 0 |
| Crimes Against Society | | | | |
| Drug/Narcotic Violations | 0 | 0 | 0 | 0 |
| Drug/Narcotic Equipment Violations | 0 | 0 | 0 | 0 |
| Gambling - Betting/Wagering | 0 | 0 | 0 | 0 |
| Gambling - Operating/Promoting | 0 | 0 | 0 | 0 |
| Gambling - Equipment Violations | 0 | 0 | 0 | 0 |
| Gambling - Sports Tampering | 0 | 0 | 0 | 0 |
| Pornography/Obscene Material | 0 | 0 | 0 | 0 |
| Prostitution | 0 | 0 | 0 | 0 |
| Prostitution Assisting/Promoting | 0 | 0 | 0 | 0 |
| Weapon Law Violations | 0 | 0 | 0 | 0 |
| Total Group A Offenses | 0 | 0 | 0 | 0 |



Madisonville Police Department - 2007

2006 Population Estimate 4,464

Offense Overview

Offense Total 664
 Number Cleared 98
 Percent Cleared 14.76 %
 Group A Crimes per 100,000 population 14,874.6

Arrest Overview

Total Arrests 180
 Adult Arrests 176
 Juvenile Arrests 4
 Unknown Age 0
 Arrests per 100,000 population 4,032.3
 Average number offenses/incident 1.05

Domestic Violence Victims

| Offense | Total | Arrests |
|-------------------------|-----------|-----------|
| Murder | 0 | 0 |
| Aggravated Assault | 6 | 4 |
| Simple Assault | 38 | 14 |
| Intimidation | 22 | 0 |
| Stalking | 2 | 0 |
| Forcible Rape | 0 | 0 |
| Forcible Sodomy | 0 | 0 |
| Sexual Assault W/Object | 0 | 0 |
| Forcible Fondling | 0 | 0 |
| Incest | 0 | 0 |
| Statutory Rape | 0 | 0 |
| Kidnaping/Abduction | 0 | 0 |
| Total | 68 | 18 |

TIBRS Group B Arrests

| Offense | Adult | Juvenile |
|-----------------------|-----------|----------|
| Bad Checks | 1 | 0 |
| Curfew/Vagrancy | 0 | 0 |
| Disorderly Conduct | 5 | 0 |
| DUI | 24 | 0 |
| Drunkenness | 32 | 0 |
| Family-Non Violent | 0 | 1 |
| Liquor Law Violations | 1 | 0 |
| Peeping Tom | 0 | 0 |
| Runaway | 0 | 0 |
| Trespass | 5 | 0 |
| All Other Offenses | 23 | 0 |
| Total Group B | 91 | 1 |

| TIBRS Group A Offenses | Offenses | | Arrests | |
|------------------------------------|------------|-----------|-----------|----------|
| | Reported | Cleared | Adult | Juvenile |
| Crimes Against Persons | | | | |
| Murder | 0 | 0 | 0 | 0 |
| Negligent Manslaughter | 0 | 0 | 0 | 0 |
| Kidnaping/Abduction | 1 | 1 | 1 | 0 |
| Forcible Rape | 3 | 1 | 0 | 0 |
| Forcible Sodomy | 0 | 0 | 0 | 0 |
| Sexual Assault W/Object | 0 | 0 | 0 | 0 |
| Forcible Fondling | 0 | 0 | 0 | 0 |
| Incest | 0 | 0 | 0 | 0 |
| Statutory Rape | 0 | 0 | 0 | 0 |
| Aggravated Assault | 24 | 7 | 5 | 1 |
| Simple Assault | 99 | 23 | 18 | 1 |
| Intimidation | 103 | 1 | 0 | 0 |
| Stalking | 5 | 0 | 0 | 0 |
| Crimes Against Property | | | | |
| Arson | 6 | 4 | 2 | 0 |
| Bribery | 0 | 0 | 0 | 0 |
| Burglary | 39 | 1 | 0 | 1 |
| Counterfeiting/Forgery | 15 | 2 | 2 | 0 |
| Destruction/Damage/Vandalism | 102 | 1 | 1 | 0 |
| Embezzlement | 0 | 0 | 0 | 0 |
| Extortion/Blackmail | 0 | 0 | 0 | 0 |
| Fraud - False Pretenses | 9 | 0 | 0 | 0 |
| Fraud - Credit Card/ATM | 5 | 0 | 0 | 0 |
| Fraud - Impersonation | 2 | 0 | 0 | 0 |
| Fraud - Welfare | 0 | 0 | 0 | 0 |
| Fraud - Wire | 1 | 0 | 0 | 0 |
| Motor Vehicle Theft | 12 | 3 | 3 | 0 |
| Robbery | 2 | 0 | 0 | 0 |
| Stolen Property Offenses | 0 | 0 | 0 | 0 |
| Theft - Pocket-picking | 0 | 0 | 0 | 0 |
| Theft - Purse Snatching | 1 | 1 | 1 | 0 |
| Theft - Shoplifting | 21 | 11 | 15 | 0 |
| Theft From Building | 43 | 3 | 4 | 0 |
| Theft From Coin Machine | 6 | 0 | 0 | 0 |
| Theft From Motor Vehicle | 47 | 1 | 1 | 0 |
| Theft of Motor Vehicle Parts | 9 | 0 | 0 | 0 |
| Theft - All Other Larceny | 78 | 7 | 7 | 0 |
| Crimes Against Society | | | | |
| Drug/Narcotic Violations | 21 | 21 | 18 | 0 |
| Drug/Narcotic Equipment Violations | 9 | 9 | 7 | 0 |
| Gambling - Betting/Wagering | 0 | 0 | 0 | 0 |
| Gambling - Operating/Promoting | 0 | 0 | 0 | 0 |
| Gambling - Equipment Violations | 0 | 0 | 0 | 0 |
| Gambling - Sports Tampering | 0 | 0 | 0 | 0 |
| Pornography/Obscene Material | 0 | 0 | 0 | 0 |
| Prostitution | 0 | 0 | 0 | 0 |
| Prostitution Assisting/Promoting | 0 | 0 | 0 | 0 |
| Weapon Law Violations | 1 | 1 | 0 | 0 |
| Total Group A Offenses | 664 | 98 | 85 | 3 |



Manchester Police Department - 2007

2006 Population Estimate 9,671

Offense Overview

Offense Total 1,695
 Number Cleared 589
 Percent Cleared 34.75 %

Group A Crimes per 100,000 population 17,526.6

Arrest Overview

Total Arrests 830
 Adult Arrests 768
 Juvenile Arrests 62
 Unknown Age 0

Arrests per 100,000 population 8,582.4

Average number offenses/incident 1.21

Domestic Violence Victims

| Offense | Total | Arrests |
|-------------------------|------------|-----------|
| Murder | 0 | 0 |
| Aggravated Assault | 31 | 7 |
| Simple Assault | 159 | 46 |
| Intimidation | 44 | 2 |
| Stalking | 2 | 0 |
| Forcible Rape | 0 | 0 |
| Forcible Sodomy | 0 | 0 |
| Sexual Assault W/Object | 0 | 0 |
| Forcible Fondling | 4 | 0 |
| Incest | 0 | 0 |
| Statutory Rape | 1 | 1 |
| Kidnaping/Abduction | 0 | 0 |
| Total | 241 | 56 |

TIBRS Group B Arrests

| Offense | Adult | Juvenile |
|-----------------------|------------|-----------|
| Bad Checks | 0 | 0 |
| Curfew/Vagrancy | 0 | 1 |
| Disorderly Conduct | 28 | 3 |
| DUI | 83 | 2 |
| Drunkenness | 165 | 12 |
| Family-Non Violent | 1 | 2 |
| Liquor Law Violations | 8 | 5 |
| Peeping Tom | 0 | 0 |
| Runaway | 0 | 3 |
| Trespass | 3 | 1 |
| All Other Offenses | 52 | 7 |
| Total Group B | 340 | 36 |

| TIBRS Group A Offenses | Offenses | | Arrests | |
|------------------------------------|--------------|------------|------------|-----------|
| | Reported | Cleared | Adult | Juvenile |
| Crimes Against Persons | | | | |
| Murder | 0 | 0 | 0 | 0 |
| Negligent Manslaughter | 0 | 0 | 0 | 0 |
| Kidnaping/Abduction | 0 | 0 | 0 | 0 |
| Forcible Rape | 0 | 0 | 0 | 0 |
| Forcible Sodomy | 0 | 0 | 0 | 0 |
| Sexual Assault W/Object | 0 | 0 | 0 | 0 |
| Forcible Fondling | 7 | 2 | 0 | 0 |
| Incest | 0 | 0 | 0 | 0 |
| Statutory Rape | 1 | 1 | 1 | 0 |
| Aggravated Assault | 54 | 31 | 16 | 0 |
| Simple Assault | 271 | 120 | 69 | 2 |
| Intimidation | 181 | 31 | 3 | 0 |
| Stalking | 7 | 3 | 1 | 0 |
| Crimes Against Property | | | | |
| Arson | 3 | 1 | 0 | 0 |
| Bribery | 0 | 0 | 0 | 0 |
| Burglary | 68 | 10 | 14 | 3 |
| Counterfeiting/Forgery | 63 | 19 | 24 | 0 |
| Destruction/Damage/Vandalism | 230 | 33 | 8 | 2 |
| Embezzlement | 3 | 2 | 1 | 0 |
| Extortion/Blackmail | 0 | 0 | 0 | 0 |
| Fraud - False Pretenses | 69 | 12 | 1 | 0 |
| Fraud - Credit Card/ATM | 35 | 7 | 1 | 0 |
| Fraud - Impersonation | 9 | 5 | 2 | 0 |
| Fraud - Welfare | 0 | 0 | 0 | 0 |
| Fraud - Wire | 0 | 0 | 0 | 0 |
| Motor Vehicle Theft | 38 | 12 | 5 | 2 |
| Robbery | 9 | 3 | 4 | 0 |
| Stolen Property Offenses | 1 | 1 | 0 | 0 |
| Theft - Pocket-picking | 1 | 0 | 0 | 0 |
| Theft - Purse Snatching | 0 | 0 | 0 | 0 |
| Theft - Shoplifting | 66 | 43 | 36 | 5 |
| Theft From Building | 39 | 4 | 3 | 1 |
| Theft From Coin Machine | 6 | 0 | 0 | 0 |
| Theft From Motor Vehicle | 90 | 8 | 1 | 2 |
| Theft of Motor Vehicle Parts | 35 | 2 | 3 | 1 |
| Theft - All Other Larceny | 190 | 24 | 21 | 1 |
| Crimes Against Society | | | | |
| Drug/Narcotic Violations | 166 | 162 | 202 | 6 |
| Drug/Narcotic Equipment Violations | 47 | 47 | 9 | 1 |
| Gambling - Betting/Wagering | 0 | 0 | 0 | 0 |
| Gambling - Operating/Promoting | 0 | 0 | 0 | 0 |
| Gambling - Equipment Violations | 0 | 0 | 0 | 0 |
| Gambling - Sports Tampering | 0 | 0 | 0 | 0 |
| Pornography/Obscene Material | 0 | 0 | 0 | 0 |
| Prostitution | 0 | 0 | 0 | 0 |
| Prostitution Assisting/Promoting | 0 | 0 | 0 | 0 |
| Weapon Law Violations | 6 | 6 | 3 | 0 |
| Total Group A Offenses | 1,695 | 589 | 428 | 26 |



2006 Population Estimate **10,104**

Offense Overview

Offense Total 899
 Number Cleared 321
 Percent Cleared 35.71 %

Group A Crimes per 100,000 population 8,897.5

Arrest Overview

Total Arrests 666
 Adult Arrests 592
 Juvenile Arrests 74
 Unknown Age 0

Arrests per 100,000 population 6,591.4

Average number offenses/incident 1.09

Domestic Violence Victims

| Offense | Total | Arrests |
|-------------------------|------------|-----------|
| Murder | 0 | 0 |
| Aggravated Assault | 10 | 7 |
| Simple Assault | 68 | 38 |
| Intimidation | 20 | 1 |
| Stalking | 2 | 1 |
| Forcible Rape | 3 | 3 |
| Forcible Sodomy | 0 | 0 |
| Sexual Assault W/Object | 0 | 0 |
| Forcible Fondling | 0 | 0 |
| Incest | 1 | 0 |
| Statutory Rape | 0 | 0 |
| Kidnaping/Abduction | 0 | 0 |
| Total | 104 | 50 |

TIBRS Group B Arrests

| Offense | Adult | Juvenile |
|-----------------------|------------|-----------|
| Bad Checks | 2 | 0 |
| Curfew/Vagrancy | 0 | 0 |
| Disorderly Conduct | 18 | 4 |
| DUI | 57 | 1 |
| Drunkenness | 55 | 0 |
| Family-Non Violent | 0 | 0 |
| Liquor Law Violations | 140 | 6 |
| Peeping Tom | 0 | 0 |
| Runaway | 0 | 7 |
| Trespass | 10 | 0 |
| All Other Offenses | 41 | 5 |
| Total Group B | 323 | 23 |

| TIBRS Group A Offenses | Offenses | | Arrests | |
|------------------------------------|------------|------------|------------|-----------|
| | Reported | Cleared | Adult | Juvenile |
| Crimes Against Persons | | | | |
| Murder | 1 | 1 | 1 | 0 |
| Negligent Manslaughter | 0 | 0 | 0 | 0 |
| Kidnaping/Abduction | 0 | 0 | 0 | 0 |
| Forcible Rape | 6 | 4 | 4 | 1 |
| Forcible Sodomy | 0 | 0 | 0 | 0 |
| Sexual Assault W/Object | 1 | 1 | 1 | 0 |
| Forcible Fondling | 10 | 5 | 2 | 1 |
| Incest | 1 | 0 | 0 | 0 |
| Statutory Rape | 1 | 1 | 1 | 0 |
| Aggravated Assault | 27 | 19 | 19 | 1 |
| Simple Assault | 147 | 52 | 44 | 7 |
| Intimidation | 76 | 7 | 3 | 3 |
| Stalking | 4 | 2 | 2 | 0 |
| Crimes Against Property | | | | |
| Arson | 1 | 0 | 0 | 0 |
| Bribery | 0 | 0 | 0 | 0 |
| Burglary | 52 | 11 | 10 | 2 |
| Counterfeiting/Forgery | 39 | 18 | 18 | 1 |
| Destruction/Damage/Vandalism | 97 | 19 | 14 | 3 |
| Embezzlement | 6 | 6 | 6 | 0 |
| Extortion/Blackmail | 0 | 0 | 0 | 0 |
| Fraud - False Pretenses | 12 | 4 | 4 | 0 |
| Fraud - Credit Card/ATM | 8 | 2 | 2 | 0 |
| Fraud - Impersonation | 13 | 2 | 2 | 0 |
| Fraud - Welfare | 0 | 0 | 0 | 0 |
| Fraud - Wire | 0 | 0 | 0 | 0 |
| Motor Vehicle Theft | 3 | 2 | 1 | 1 |
| Robbery | 5 | 5 | 6 | 3 |
| Stolen Property Offenses | 1 | 0 | 0 | 0 |
| Theft - Pocket-picking | 0 | 0 | 0 | 0 |
| Theft - Purse Snatching | 0 | 0 | 0 | 0 |
| Theft - Shoplifting | 45 | 36 | 33 | 7 |
| Theft From Building | 68 | 19 | 12 | 4 |
| Theft From Coin Machine | 2 | 1 | 1 | 0 |
| Theft From Motor Vehicle | 51 | 11 | 4 | 8 |
| Theft of Motor Vehicle Parts | 0 | 0 | 0 | 0 |
| Theft - All Other Larceny | 138 | 12 | 14 | 3 |
| Crimes Against Society | | | | |
| Drug/Narcotic Violations | 56 | 55 | 60 | 4 |
| Drug/Narcotic Equipment Violations | 22 | 21 | 2 | 2 |
| Gambling - Betting/Wagering | 0 | 0 | 0 | 0 |
| Gambling - Operating/Promoting | 0 | 0 | 0 | 0 |
| Gambling - Equipment Violations | 0 | 0 | 0 | 0 |
| Gambling - Sports Tampering | 0 | 0 | 0 | 0 |
| Pornography/Obscene Material | 1 | 0 | 0 | 0 |
| Prostitution | 0 | 0 | 0 | 0 |
| Prostitution Assisting/Promoting | 0 | 0 | 0 | 0 |
| Weapon Law Violations | 5 | 5 | 3 | 0 |
| Total Group A Offenses | 899 | 321 | 269 | 51 |



Maryville Police Department - 2007

2006 Population Estimate **26,433**

Offense Overview

Offense Total 1,448
 Number Cleared 730
 Percent Cleared 50.41 %

Group A Crimes per 100,000
 population 5,478.0

Arrest Overview

Total Arrests 1,118
 Adult Arrests 921
 Juvenile Arrests 197
 Unknown Age 0

Arrests per 100,000 population 4,229.6

Average number offenses/incident 1.08

Domestic Violence Victims

| Offense | Total | Arrests |
|-------------------------|------------|-----------|
| Murder | 0 | 0 |
| Aggravated Assault | 14 | 9 |
| Simple Assault | 137 | 48 |
| Intimidation | 3 | 0 |
| Stalking | 0 | 0 |
| Forcible Rape | 0 | 0 |
| Forcible Sodomy | 0 | 0 |
| Sexual Assault W/Object | 0 | 0 |
| Forcible Fondling | 0 | 0 |
| Incest | 0 | 0 |
| Statutory Rape | 0 | 0 |
| Kidnaping/Abduction | 1 | 1 |
| Total | 155 | 58 |

TIBRS Group B Arrests

| Offense | Adult | Juvenile |
|-----------------------|------------|------------|
| Bad Checks | 0 | 0 |
| Curfew/Vagrancy | 0 | 0 |
| Disorderly Conduct | 21 | 2 |
| DUI | 148 | 0 |
| Drunkenness | 239 | 1 |
| Family-Non Violent | 0 | 0 |
| Liquor Law Violations | 12 | 14 |
| Peeping Tom | 0 | 0 |
| Runaway | 0 | 65 |
| Trespass | 8 | 0 |
| All Other Offenses | 19 | 32 |
| Total Group B | 447 | 114 |

| TIBRS Group A Offenses | Offenses | | Arrests | |
|------------------------------------|--------------|------------|------------|-----------|
| | Reported | Cleared | Adult | Juvenile |
| Crimes Against Persons | | | | |
| Murder | 0 | 0 | 0 | 0 |
| Negligent Manslaughter | 0 | 0 | 0 | 0 |
| Kidnaping/Abduction | 1 | 1 | 1 | 0 |
| Forcible Rape | 4 | 4 | 0 | 1 |
| Forcible Sodomy | 0 | 0 | 0 | 0 |
| Sexual Assault W/Object | 0 | 0 | 0 | 0 |
| Forcible Fondling | 5 | 5 | 1 | 2 |
| Incest | 0 | 0 | 0 | 0 |
| Statutory Rape | 3 | 3 | 1 | 0 |
| Aggravated Assault | 37 | 30 | 19 | 2 |
| Simple Assault | 225 | 175 | 62 | 2 |
| Intimidation | 17 | 8 | 0 | 0 |
| Stalking | 1 | 1 | 1 | 0 |
| Crimes Against Property | | | | |
| Arson | 1 | 0 | 0 | 0 |
| Bribery | 0 | 0 | 0 | 0 |
| Burglary | 106 | 30 | 37 | 0 |
| Counterfeiting/Forgery | 58 | 30 | 24 | 1 |
| Destruction/Damage/Vandalism | 195 | 60 | 9 | 32 |
| Embezzlement | 35 | 27 | 20 | 1 |
| Extortion/Blackmail | 0 | 0 | 0 | 0 |
| Fraud - False Pretenses | 34 | 18 | 13 | 0 |
| Fraud - Credit Card/ATM | 51 | 26 | 20 | 0 |
| Fraud - Impersonation | 9 | 9 | 6 | 2 |
| Fraud - Welfare | 0 | 0 | 0 | 0 |
| Fraud - Wire | 0 | 0 | 0 | 0 |
| Motor Vehicle Theft | 30 | 8 | 7 | 0 |
| Robbery | 12 | 8 | 9 | 1 |
| Stolen Property Offenses | 0 | 0 | 0 | 0 |
| Theft - Pocket-picking | 1 | 0 | 0 | 0 |
| Theft - Purse Snatching | 0 | 0 | 0 | 0 |
| Theft - Shoplifting | 134 | 107 | 96 | 28 |
| Theft From Building | 125 | 29 | 15 | 1 |
| Theft From Coin Machine | 5 | 0 | 0 | 0 |
| Theft From Motor Vehicle | 99 | 15 | 14 | 2 |
| Theft of Motor Vehicle Parts | 39 | 9 | 11 | 2 |
| Theft - All Other Larceny | 107 | 17 | 17 | 1 |
| Crimes Against Society | | | | |
| Drug/Narcotic Violations | 74 | 71 | 71 | 3 |
| Drug/Narcotic Equipment Violations | 31 | 30 | 13 | 1 |
| Gambling - Betting/Wagering | 0 | 0 | 0 | 0 |
| Gambling - Operating/Promoting | 0 | 0 | 0 | 0 |
| Gambling - Equipment Violations | 0 | 0 | 0 | 0 |
| Gambling - Sports Tampering | 0 | 0 | 0 | 0 |
| Pornography/Obscene Material | 0 | 0 | 0 | 0 |
| Prostitution | 0 | 0 | 0 | 0 |
| Prostitution Assisting/Promoting | 0 | 0 | 0 | 0 |
| Weapon Law Violations | 9 | 9 | 7 | 1 |
| Total Group A Offenses | 1,448 | 730 | 474 | 83 |



Mason Police Department - 2007

2006 Population Estimate 1,163

Offense Overview

Offense Total 115
 Number Cleared 38
 Percent Cleared 33.04 %

Group A Crimes per 100,000 population 9,888.2

Arrest Overview

Total Arrests 38
 Adult Arrests 36
 Juvenile Arrests 2
 Unknown Age 0

Arrests per 100,000 population 3,267.4

Average number offenses/incident 1.02

Domestic Violence Victims

| Offense | Total | Arrests |
|-------------------------|----------|----------|
| Murder | 0 | 0 |
| Aggravated Assault | 3 | 3 |
| Simple Assault | 6 | 3 |
| Intimidation | 0 | 0 |
| Stalking | 0 | 0 |
| Forcible Rape | 0 | 0 |
| Forcible Sodomy | 0 | 0 |
| Sexual Assault W/Object | 0 | 0 |
| Forcible Fondling | 0 | 0 |
| Incest | 0 | 0 |
| Statutory Rape | 0 | 0 |
| Kidnaping/Abduction | 0 | 0 |
| Total | 9 | 6 |

TIBRS Group B Arrests

| Offense | Adult | Juvenile |
|-----------------------|-----------|----------|
| Bad Checks | 1 | 0 |
| Curfew/Vagrancy | 0 | 0 |
| Disorderly Conduct | 1 | 0 |
| DUI | 6 | 0 |
| Drunkenness | 1 | 0 |
| Family-Non Violent | 0 | 0 |
| Liquor Law Violations | 0 | 0 |
| Peeping Tom | 0 | 0 |
| Runaway | 0 | 0 |
| Trespass | 0 | 0 |
| All Other Offenses | 4 | 0 |
| Total Group B | 13 | 0 |

| TIBRS Group A Offenses | Offenses | | Arrests | |
|------------------------------------|------------|-----------|-----------|----------|
| | Reported | Cleared | Adult | Juvenile |
| Crimes Against Persons | | | | |
| Murder | 0 | 0 | 0 | 0 |
| Negligent Manslaughter | 0 | 0 | 0 | 0 |
| Kidnaping/Abduction | 0 | 0 | 0 | 0 |
| Forcible Rape | 0 | 0 | 0 | 0 |
| Forcible Sodomy | 0 | 0 | 0 | 0 |
| Sexual Assault W/Object | 0 | 0 | 0 | 0 |
| Forcible Fondling | 1 | 0 | 0 | 0 |
| Incest | 0 | 0 | 0 | 0 |
| Statutory Rape | 0 | 0 | 0 | 0 |
| Aggravated Assault | 8 | 6 | 3 | 0 |
| Simple Assault | 23 | 10 | 5 | 1 |
| Intimidation | 0 | 0 | 0 | 0 |
| Stalking | 0 | 0 | 0 | 0 |
| Crimes Against Property | | | | |
| Arson | 0 | 0 | 0 | 0 |
| Bribery | 0 | 0 | 0 | 0 |
| Burglary | 8 | 2 | 2 | 1 |
| Counterfeiting/Forgery | 4 | 2 | 0 | 0 |
| Destruction/Damage/Vandalism | 15 | 1 | 1 | 0 |
| Embezzlement | 0 | 0 | 0 | 0 |
| Extortion/Blackmail | 0 | 0 | 0 | 0 |
| Fraud - False Pretenses | 1 | 1 | 0 | 0 |
| Fraud - Credit Card/ATM | 0 | 0 | 0 | 0 |
| Fraud - Impersonation | 1 | 0 | 0 | 0 |
| Fraud - Welfare | 0 | 0 | 0 | 0 |
| Fraud - Wire | 0 | 0 | 0 | 0 |
| Motor Vehicle Theft | 2 | 0 | 0 | 0 |
| Robbery | 2 | 1 | 1 | 0 |
| Stolen Property Offenses | 0 | 0 | 0 | 0 |
| Theft - Pocket-picking | 0 | 0 | 0 | 0 |
| Theft - Purse Snatching | 0 | 0 | 0 | 0 |
| Theft - Shoplifting | 0 | 0 | 0 | 0 |
| Theft From Building | 0 | 0 | 0 | 0 |
| Theft From Coin Machine | 0 | 0 | 0 | 0 |
| Theft From Motor Vehicle | 5 | 0 | 0 | 0 |
| Theft of Motor Vehicle Parts | 3 | 1 | 0 | 0 |
| Theft - All Other Larceny | 19 | 2 | 1 | 0 |
| Crimes Against Society | | | | |
| Drug/Narcotic Violations | 22 | 11 | 9 | 0 |
| Drug/Narcotic Equipment Violations | 0 | 0 | 0 | 0 |
| Gambling - Betting/Wagering | 0 | 0 | 0 | 0 |
| Gambling - Operating/Promoting | 0 | 0 | 0 | 0 |
| Gambling - Equipment Violations | 0 | 0 | 0 | 0 |
| Gambling - Sports Tampering | 0 | 0 | 0 | 0 |
| Pornography/Obscene Material | 0 | 0 | 0 | 0 |
| Prostitution | 0 | 0 | 0 | 0 |
| Prostitution Assisting/Promoting | 0 | 0 | 0 | 0 |
| Weapon Law Violations | 1 | 1 | 1 | 0 |
| Total Group A Offenses | 115 | 38 | 23 | 2 |



Maury City Police Department - 2007

2006 Population Estimate 706

Offense Overview

Offense Total 14
 Number Cleared 5
 Percent Cleared 35.71 %

Group A Crimes per 100,000 population 1,983.0

Arrest Overview

Total Arrests 6
 Adult Arrests 5
 Juvenile Arrests 1
 Unknown Age 0

Arrests per 100,000 population 849.9

Average number offenses/incident 1.08

Domestic Violence Victims

| Offense | Total | Arrests |
|-------------------------|----------|----------|
| Murder | 0 | 0 |
| Aggravated Assault | 0 | 0 |
| Simple Assault | 3 | 3 |
| Intimidation | 0 | 0 |
| Stalking | 0 | 0 |
| Forcible Rape | 0 | 0 |
| Forcible Sodomy | 0 | 0 |
| Sexual Assault W/Object | 0 | 0 |
| Forcible Fondling | 0 | 0 |
| Incest | 0 | 0 |
| Statutory Rape | 0 | 0 |
| Kidnaping/Abduction | 0 | 0 |
| Total | 3 | 3 |

TIBRS Group B Arrests

| Offense | Adult | Juvenile |
|-----------------------|----------|----------|
| Bad Checks | 0 | 0 |
| Curfew/Vagrancy | 0 | 0 |
| Disorderly Conduct | 0 | 0 |
| DUI | 0 | 0 |
| Drunkenness | 0 | 0 |
| Family-Non Violent | 0 | 0 |
| Liquor Law Violations | 0 | 0 |
| Peeping Tom | 0 | 0 |
| Runaway | 0 | 0 |
| Trespass | 0 | 0 |
| All Other Offenses | 0 | 1 |
| Total Group B | 0 | 1 |

| TIBRS Group A Offenses | Offenses | | Arrests | |
|------------------------------------|-----------|----------|----------|----------|
| | Reported | Cleared | Adult | Juvenile |
| Crimes Against Persons | | | | |
| Murder | 0 | 0 | 0 | 0 |
| Negligent Manslaughter | 0 | 0 | 0 | 0 |
| Kidnaping/Abduction | 0 | 0 | 0 | 0 |
| Forcible Rape | 0 | 0 | 0 | 0 |
| Forcible Sodomy | 0 | 0 | 0 | 0 |
| Sexual Assault W/Object | 0 | 0 | 0 | 0 |
| Forcible Fondling | 0 | 0 | 0 | 0 |
| Incest | 0 | 0 | 0 | 0 |
| Statutory Rape | 0 | 0 | 0 | 0 |
| Aggravated Assault | 0 | 0 | 0 | 0 |
| Simple Assault | 3 | 3 | 3 | 0 |
| Intimidation | 0 | 0 | 0 | 0 |
| Stalking | 0 | 0 | 0 | 0 |
| Crimes Against Property | | | | |
| Arson | 0 | 0 | 0 | 0 |
| Bribery | 0 | 0 | 0 | 0 |
| Burglary | 0 | 0 | 0 | 0 |
| Counterfeiting/Forgery | 0 | 0 | 0 | 0 |
| Destruction/Damage/Vandalism | 3 | 1 | 1 | 0 |
| Embezzlement | 0 | 0 | 0 | 0 |
| Extortion/Blackmail | 0 | 0 | 0 | 0 |
| Fraud - False Pretenses | 0 | 0 | 0 | 0 |
| Fraud - Credit Card/ATM | 0 | 0 | 0 | 0 |
| Fraud - Impersonation | 0 | 0 | 0 | 0 |
| Fraud - Welfare | 0 | 0 | 0 | 0 |
| Fraud - Wire | 0 | 0 | 0 | 0 |
| Motor Vehicle Theft | 2 | 0 | 0 | 0 |
| Robbery | 0 | 0 | 0 | 0 |
| Stolen Property Offenses | 0 | 0 | 0 | 0 |
| Theft - Pocket-picking | 0 | 0 | 0 | 0 |
| Theft - Purse Snatching | 0 | 0 | 0 | 0 |
| Theft - Shoplifting | 0 | 0 | 0 | 0 |
| Theft From Building | 3 | 1 | 1 | 0 |
| Theft From Coin Machine | 0 | 0 | 0 | 0 |
| Theft From Motor Vehicle | 2 | 0 | 0 | 0 |
| Theft of Motor Vehicle Parts | 0 | 0 | 0 | 0 |
| Theft - All Other Larceny | 1 | 0 | 0 | 0 |
| Crimes Against Society | | | | |
| Drug/Narcotic Violations | 0 | 0 | 0 | 0 |
| Drug/Narcotic Equipment Violations | 0 | 0 | 0 | 0 |
| Gambling - Betting/Wagering | 0 | 0 | 0 | 0 |
| Gambling - Operating/Promoting | 0 | 0 | 0 | 0 |
| Gambling - Equipment Violations | 0 | 0 | 0 | 0 |
| Gambling - Sports Tampering | 0 | 0 | 0 | 0 |
| Pornography/Obscene Material | 0 | 0 | 0 | 0 |
| Prostitution | 0 | 0 | 0 | 0 |
| Prostitution Assisting/Promoting | 0 | 0 | 0 | 0 |
| Weapon Law Violations | 0 | 0 | 0 | 0 |
| Total Group A Offenses | 14 | 5 | 5 | 0 |



Maynardville Police Department - 2007

2006 Population Estimate 1,920

Offense Overview

Offense Total 80
 Number Cleared 18
 Percent Cleared 22.50 %
 Group A Crimes per 100,000 population 4,166.7

Arrest Overview

Total Arrests 42
 Adult Arrests 41
 Juvenile Arrests 1
 Unknown Age 0
 Arrests per 100,000 population 2,187.5
 Average number offenses/incident 1.00

Domestic Violence Victims

| Offense | Total | Arrests |
|-------------------------|----------|----------|
| Murder | 0 | 0 |
| Aggravated Assault | 0 | 0 |
| Simple Assault | 5 | 5 |
| Intimidation | 0 | 0 |
| Stalking | 0 | 0 |
| Forcible Rape | 0 | 0 |
| Forcible Sodomy | 0 | 0 |
| Sexual Assault W/Object | 0 | 0 |
| Forcible Fondling | 0 | 0 |
| Incest | 0 | 0 |
| Statutory Rape | 0 | 0 |
| Kidnaping/Abduction | 0 | 0 |
| Total | 5 | 5 |

TIBRS Group B Arrests

| Offense | Adult | Juvenile |
|-----------------------|-----------|----------|
| Bad Checks | 0 | 0 |
| Curfew/Vagrancy | 0 | 0 |
| Disorderly Conduct | 2 | 0 |
| DUI | 9 | 0 |
| Drunkenness | 8 | 0 |
| Family-Non Violent | 0 | 0 |
| Liquor Law Violations | 0 | 0 |
| Peeping Tom | 0 | 0 |
| Runaway | 0 | 0 |
| Trespass | 3 | 0 |
| All Other Offenses | 1 | 0 |
| Total Group B | 23 | 0 |

| TIBRS Group A Offenses | Offenses | | Arrests | |
|------------------------------------|-----------|-----------|-----------|----------|
| | Reported | Cleared | Adult | Juvenile |
| Crimes Against Persons | | | | |
| Murder | 0 | 0 | 0 | 0 |
| Negligent Manslaughter | 0 | 0 | 0 | 0 |
| Kidnaping/Abduction | 0 | 0 | 0 | 0 |
| Forcible Rape | 0 | 0 | 0 | 0 |
| Forcible Sodomy | 0 | 0 | 0 | 0 |
| Sexual Assault W/Object | 0 | 0 | 0 | 0 |
| Forcible Fondling | 0 | 0 | 0 | 0 |
| Incest | 0 | 0 | 0 | 0 |
| Statutory Rape | 0 | 0 | 0 | 0 |
| Aggravated Assault | 0 | 0 | 0 | 0 |
| Simple Assault | 8 | 7 | 7 | 0 |
| Intimidation | 2 | 0 | 0 | 0 |
| Stalking | 0 | 0 | 0 | 0 |
| Crimes Against Property | | | | |
| Arson | 0 | 0 | 0 | 0 |
| Bribery | 0 | 0 | 0 | 0 |
| Burglary | 18 | 3 | 3 | 0 |
| Counterfeiting/Forgery | 0 | 0 | 0 | 0 |
| Destruction/Damage/Vandalism | 17 | 2 | 2 | 1 |
| Embezzlement | 1 | 0 | 0 | 0 |
| Extortion/Blackmail | 0 | 0 | 0 | 0 |
| Fraud - False Pretenses | 0 | 0 | 0 | 0 |
| Fraud - Credit Card/ATM | 0 | 0 | 0 | 0 |
| Fraud - Impersonation | 0 | 0 | 0 | 0 |
| Fraud - Welfare | 0 | 0 | 0 | 0 |
| Fraud - Wire | 0 | 0 | 0 | 0 |
| Motor Vehicle Theft | 4 | 0 | 0 | 0 |
| Robbery | 0 | 0 | 0 | 0 |
| Stolen Property Offenses | 0 | 0 | 0 | 0 |
| Theft - Pocket-picking | 0 | 0 | 0 | 0 |
| Theft - Purse Snatching | 0 | 0 | 0 | 0 |
| Theft - Shoplifting | 6 | 4 | 4 | 0 |
| Theft From Building | 2 | 1 | 1 | 0 |
| Theft From Coin Machine | 0 | 0 | 0 | 0 |
| Theft From Motor Vehicle | 4 | 0 | 0 | 0 |
| Theft of Motor Vehicle Parts | 1 | 0 | 0 | 0 |
| Theft - All Other Larceny | 17 | 1 | 1 | 0 |
| Crimes Against Society | | | | |
| Drug/Narcotic Violations | 0 | 0 | 0 | 0 |
| Drug/Narcotic Equipment Violations | 0 | 0 | 0 | 0 |
| Gambling - Betting/Wagering | 0 | 0 | 0 | 0 |
| Gambling - Operating/Promoting | 0 | 0 | 0 | 0 |
| Gambling - Equipment Violations | 0 | 0 | 0 | 0 |
| Gambling - Sports Tampering | 0 | 0 | 0 | 0 |
| Pornography/Obscene Material | 0 | 0 | 0 | 0 |
| Prostitution | 0 | 0 | 0 | 0 |
| Prostitution Assisting/Promoting | 0 | 0 | 0 | 0 |
| Weapon Law Violations | 0 | 0 | 0 | 0 |
| Total Group A Offenses | 80 | 18 | 18 | 1 |



2006 Population Estimate **1,683**

Offense Overview

Offense Total 56
 Number Cleared 46
 Percent Cleared 82.14 %

Group A Crimes per 100,000
 population 3,327.4

Arrest Overview

Total Arrests 45
 Adult Arrests 42
 Juvenile Arrests 3
 Unknown Age 0

Arrests per 100,000 population 2,673.8

Average number offenses/incident 1.30

Domestic Violence Victims

| Offense | Total | Arrests |
|-------------------------|-----------|-----------|
| Murder | 0 | 0 |
| Aggravated Assault | 1 | 0 |
| Simple Assault | 14 | 14 |
| Intimidation | 0 | 0 |
| Stalking | 0 | 0 |
| Forcible Rape | 0 | 0 |
| Forcible Sodomy | 0 | 0 |
| Sexual Assault W/Object | 0 | 0 |
| Forcible Fondling | 2 | 1 |
| Incest | 0 | 0 |
| Statutory Rape | 0 | 0 |
| Kidnaping/Abduction | 1 | 1 |
| Total | 18 | 16 |

TIBRS Group B Arrests

| Offense | Adult | Juvenile |
|-----------------------|-----------|----------|
| Bad Checks | 0 | 0 |
| Curfew/Vagrancy | 0 | 0 |
| Disorderly Conduct | 0 | 0 |
| DUI | 7 | 0 |
| Drunkenness | 0 | 0 |
| Family-Non Violent | 0 | 0 |
| Liquor Law Violations | 1 | 0 |
| Peeping Tom | 0 | 0 |
| Runaway | 0 | 0 |
| Trespass | 0 | 0 |
| All Other Offenses | 3 | 0 |
| Total Group B | 11 | 0 |

| TIBRS Group A Offenses | Offenses | | Arrests | |
|------------------------------------|-----------|-----------|-----------|----------|
| | Reported | Cleared | Adult | Juvenile |
| Crimes Against Persons | | | | |
| Murder | 0 | 0 | 0 | 0 |
| Negligent Manslaughter | 0 | 0 | 0 | 0 |
| Kidnaping/Abduction | 2 | 2 | 1 | 0 |
| Forcible Rape | 0 | 0 | 0 | 0 |
| Forcible Sodomy | 0 | 0 | 0 | 0 |
| Sexual Assault W/Object | 0 | 0 | 0 | 0 |
| Forcible Fondling | 2 | 2 | 1 | 0 |
| Incest | 0 | 0 | 0 | 0 |
| Statutory Rape | 0 | 0 | 0 | 0 |
| Aggravated Assault | 3 | 3 | 1 | 1 |
| Simple Assault | 17 | 17 | 17 | 0 |
| Intimidation | 0 | 0 | 0 | 0 |
| Stalking | 0 | 0 | 0 | 0 |
| Crimes Against Property | | | | |
| Arson | 0 | 0 | 0 | 0 |
| Bribery | 0 | 0 | 0 | 0 |
| Burglary | 4 | 2 | 2 | 0 |
| Counterfeiting/Forgery | 6 | 3 | 3 | 0 |
| Destruction/Damage/Vandalism | 3 | 2 | 0 | 0 |
| Embezzlement | 0 | 0 | 0 | 0 |
| Extortion/Blackmail | 0 | 0 | 0 | 0 |
| Fraud - False Pretenses | 0 | 0 | 0 | 0 |
| Fraud - Credit Card/ATM | 0 | 0 | 0 | 0 |
| Fraud - Impersonation | 0 | 0 | 0 | 0 |
| Fraud - Welfare | 0 | 0 | 0 | 0 |
| Fraud - Wire | 0 | 0 | 0 | 0 |
| Motor Vehicle Theft | 3 | 1 | 0 | 2 |
| Robbery | 1 | 1 | 0 | 0 |
| Stolen Property Offenses | 1 | 1 | 0 | 0 |
| Theft - Pocket-picking | 0 | 0 | 0 | 0 |
| Theft - Purse Snatching | 0 | 0 | 0 | 0 |
| Theft - Shoplifting | 0 | 0 | 0 | 0 |
| Theft From Building | 0 | 0 | 0 | 0 |
| Theft From Coin Machine | 0 | 0 | 0 | 0 |
| Theft From Motor Vehicle | 2 | 0 | 0 | 0 |
| Theft of Motor Vehicle Parts | 0 | 0 | 0 | 0 |
| Theft - All Other Larceny | 3 | 3 | 2 | 0 |
| Crimes Against Society | | | | |
| Drug/Narcotic Violations | 5 | 5 | 3 | 0 |
| Drug/Narcotic Equipment Violations | 2 | 2 | 0 | 0 |
| Gambling - Betting/Wagering | 0 | 0 | 0 | 0 |
| Gambling - Operating/Promoting | 0 | 0 | 0 | 0 |
| Gambling - Equipment Violations | 0 | 0 | 0 | 0 |
| Gambling - Sports Tampering | 0 | 0 | 0 | 0 |
| Pornography/Obscene Material | 1 | 1 | 1 | 0 |
| Prostitution | 0 | 0 | 0 | 0 |
| Prostitution Assisting/Promoting | 0 | 0 | 0 | 0 |
| Weapon Law Violations | 1 | 1 | 0 | 0 |
| Total Group A Offenses | 56 | 46 | 31 | 3 |



McKenzie Police Department - 2007

2006 Population Estimate **5,420**

Offense Overview

Offense Total 439
 Number Cleared 216
 Percent Cleared 49.20 %

Group A Crimes per 100,000
 population 8,099.6

Arrest Overview

Total Arrests 295
 Adult Arrests 264
 Juvenile Arrests 31
 Unknown Age 0

Arrests per 100,000 population 5,442.8

Average number offenses/incident 1.18

Domestic Violence Victims

| Offense | Total | Arrests |
|-------------------------|-----------|-----------|
| Murder | 0 | 0 |
| Aggravated Assault | 4 | 3 |
| Simple Assault | 38 | 35 |
| Intimidation | 1 | 0 |
| Stalking | 0 | 0 |
| Forcible Rape | 0 | 0 |
| Forcible Sodomy | 0 | 0 |
| Sexual Assault W/Object | 0 | 0 |
| Forcible Fondling | 2 | 0 |
| Incest | 0 | 0 |
| Statutory Rape | 0 | 0 |
| Kidnaping/Abduction | 1 | 1 |
| Total | 46 | 39 |

TIBRS Group B Arrests

| Offense | Adult | Juvenile |
|-----------------------|-----------|-----------|
| Bad Checks | 6 | 0 |
| Curfew/Vagrancy | 0 | 0 |
| Disorderly Conduct | 7 | 2 |
| DUI | 19 | 1 |
| Drunkenness | 27 | 1 |
| Family-Non Violent | 0 | 0 |
| Liquor Law Violations | 17 | 3 |
| Peeping Tom | 0 | 0 |
| Runaway | 0 | 3 |
| Trespass | 9 | 0 |
| All Other Offenses | 14 | 1 |
| Total Group B | 99 | 11 |

| TIBRS Group A Offenses | Offenses | | Arrests | |
|------------------------------------|------------|------------|------------|-----------|
| | Reported | Cleared | Adult | Juvenile |
| Crimes Against Persons | | | | |
| Murder | 1 | 1 | 3 | 0 |
| Negligent Manslaughter | 0 | 0 | 0 | 0 |
| Kidnaping/Abduction | 1 | 1 | 1 | 0 |
| Forcible Rape | 0 | 0 | 0 | 0 |
| Forcible Sodomy | 0 | 0 | 0 | 0 |
| Sexual Assault W/Object | 0 | 0 | 0 | 0 |
| Forcible Fondling | 3 | 2 | 0 | 1 |
| Incest | 0 | 0 | 0 | 0 |
| Statutory Rape | 0 | 0 | 0 | 0 |
| Aggravated Assault | 11 | 8 | 8 | 0 |
| Simple Assault | 67 | 62 | 50 | 4 |
| Intimidation | 8 | 1 | 1 | 0 |
| Stalking | 2 | 0 | 0 | 0 |
| Crimes Against Property | | | | |
| Arson | 0 | 0 | 0 | 0 |
| Bribery | 0 | 0 | 0 | 0 |
| Burglary | 49 | 8 | 8 | 0 |
| Counterfeiting/Forgery | 26 | 17 | 14 | 0 |
| Destruction/Damage/Vandalism | 36 | 13 | 5 | 1 |
| Embezzlement | 1 | 1 | 1 | 0 |
| Extortion/Blackmail | 0 | 0 | 0 | 0 |
| Fraud - False Pretenses | 26 | 18 | 1 | 0 |
| Fraud - Credit Card/ATM | 2 | 1 | 1 | 0 |
| Fraud - Impersonation | 1 | 0 | 0 | 0 |
| Fraud - Welfare | 0 | 0 | 0 | 0 |
| Fraud - Wire | 0 | 0 | 0 | 0 |
| Motor Vehicle Theft | 7 | 5 | 7 | 1 |
| Robbery | 2 | 1 | 3 | 0 |
| Stolen Property Offenses | 0 | 0 | 1 | 0 |
| Theft - Pocket-picking | 0 | 0 | 0 | 0 |
| Theft - Purse Snatching | 0 | 0 | 0 | 0 |
| Theft - Shoplifting | 15 | 14 | 10 | 4 |
| Theft From Building | 30 | 3 | 2 | 0 |
| Theft From Coin Machine | 2 | 0 | 0 | 0 |
| Theft From Motor Vehicle | 33 | 7 | 3 | 0 |
| Theft of Motor Vehicle Parts | 12 | 4 | 3 | 0 |
| Theft - All Other Larceny | 63 | 9 | 11 | 6 |
| Crimes Against Society | | | | |
| Drug/Narcotic Violations | 24 | 23 | 29 | 3 |
| Drug/Narcotic Equipment Violations | 12 | 12 | 1 | 0 |
| Gambling - Betting/Wagering | 0 | 0 | 0 | 0 |
| Gambling - Operating/Promoting | 0 | 0 | 0 | 0 |
| Gambling - Equipment Violations | 0 | 0 | 0 | 0 |
| Gambling - Sports Tampering | 0 | 0 | 0 | 0 |
| Pornography/Obscene Material | 0 | 0 | 0 | 0 |
| Prostitution | 0 | 0 | 0 | 0 |
| Prostitution Assisting/Promoting | 0 | 0 | 0 | 0 |
| Weapon Law Violations | 5 | 5 | 2 | 0 |
| Total Group A Offenses | 439 | 216 | 165 | 20 |



McMinnville Police Department - 2007

2006 Population Estimate 13,311

Offense Overview

Offense Total 1,475
Number Cleared 685
Percent Cleared 46.44 %

Group A Crimes per 100,000 population 11,081.1

Arrest Overview

Total Arrests 961
Adult Arrests 822
Juvenile Arrests 139
Unknown Age 0

Arrests per 100,000 population 7,219.6

Average number offenses/incident 1.08

Domestic Violence Victims

| Offense | Total | Arrests |
|-------------------------|------------|------------|
| Murder | 0 | 0 |
| Aggravated Assault | 39 | 15 |
| Simple Assault | 203 | 118 |
| Intimidation | 20 | 1 |
| Stalking | 1 | 0 |
| Forcible Rape | 1 | 1 |
| Forcible Sodomy | 1 | 1 |
| Sexual Assault W/Object | 0 | 0 |
| Forcible Fondling | 4 | 0 |
| Incest | 1 | 0 |
| Statutory Rape | 2 | 1 |
| Kidnaping/Abduction | 1 | 1 |
| Total | 273 | 138 |

TIBRS Group B Arrests

| Offense | Adult | Juvenile |
|-----------------------|------------|-----------|
| Bad Checks | 1 | 0 |
| Curfew/Vagrancy | 0 | 31 |
| Disorderly Conduct | 22 | 19 |
| DUI | 123 | 1 |
| Drunkenness | 86 | 0 |
| Family-Non Violent | 7 | 1 |
| Liquor Law Violations | 70 | 26 |
| Peeping Tom | 0 | 0 |
| Runaway | 0 | 6 |
| Trespass | 6 | 4 |
| All Other Offenses | 53 | 3 |
| Total Group B | 368 | 91 |

| TIBRS Group A Offenses | Offenses | | Arrests | |
|------------------------------------|--------------|------------|------------|-----------|
| | Reported | Cleared | Adult | Juvenile |
| Crimes Against Persons | | | | |
| Murder | 0 | 0 | 0 | 0 |
| Negligent Manslaughter | 0 | 0 | 0 | 0 |
| Kidnaping/Abduction | 2 | 2 | 6 | 0 |
| Forcible Rape | 8 | 5 | 4 | 0 |
| Forcible Sodomy | 2 | 2 | 0 | 2 |
| Sexual Assault W/Object | 0 | 0 | 0 | 0 |
| Forcible Fondling | 5 | 1 | 0 | 0 |
| Incest | 1 | 0 | 0 | 0 |
| Statutory Rape | 2 | 2 | 1 | 0 |
| Aggravated Assault | 79 | 60 | 29 | 4 |
| Simple Assault | 277 | 206 | 149 | 10 |
| Intimidation | 50 | 33 | 5 | 0 |
| Stalking | 7 | 6 | 1 | 0 |
| Crimes Against Property | | | | |
| Arson | 3 | 1 | 1 | 0 |
| Bribery | 0 | 0 | 0 | 0 |
| Burglary | 116 | 12 | 7 | 3 |
| Counterfeiting/Forgery | 36 | 16 | 9 | 0 |
| Destruction/Damage/Vandalism | 198 | 32 | 16 | 0 |
| Embezzlement | 7 | 4 | 2 | 0 |
| Extortion/Blackmail | 0 | 0 | 0 | 0 |
| Fraud - False Pretenses | 34 | 19 | 11 | 0 |
| Fraud - Credit Card/ATM | 11 | 3 | 0 | 0 |
| Fraud - Impersonation | 23 | 22 | 19 | 2 |
| Fraud - Welfare | 0 | 0 | 0 | 0 |
| Fraud - Wire | 0 | 0 | 0 | 0 |
| Motor Vehicle Theft | 24 | 6 | 4 | 0 |
| Robbery | 10 | 6 | 5 | 0 |
| Stolen Property Offenses | 5 | 1 | 1 | 0 |
| Theft - Pocket-picking | 0 | 0 | 0 | 0 |
| Theft - Purse Snatching | 1 | 0 | 0 | 0 |
| Theft - Shoplifting | 61 | 51 | 51 | 14 |
| Theft From Building | 112 | 45 | 25 | 1 |
| Theft From Coin Machine | 5 | 0 | 0 | 0 |
| Theft From Motor Vehicle | 71 | 6 | 6 | 0 |
| Theft of Motor Vehicle Parts | 61 | 6 | 4 | 0 |
| Theft - All Other Larceny | 142 | 23 | 14 | 4 |
| Crimes Against Society | | | | |
| Drug/Narcotic Violations | 79 | 75 | 68 | 6 |
| Drug/Narcotic Equipment Violations | 29 | 27 | 8 | 0 |
| Gambling - Betting/Wagering | 0 | 0 | 0 | 0 |
| Gambling - Operating/Promoting | 0 | 0 | 0 | 0 |
| Gambling - Equipment Violations | 0 | 0 | 0 | 0 |
| Gambling - Sports Tampering | 0 | 0 | 0 | 0 |
| Pornography/Obscene Material | 0 | 0 | 0 | 0 |
| Prostitution | 1 | 0 | 0 | 0 |
| Prostitution Assisting/Promoting | 0 | 0 | 0 | 0 |
| Weapon Law Violations | 13 | 13 | 8 | 2 |
| Total Group A Offenses | 1,475 | 685 | 454 | 48 |



Medina Police Department - 2007

2006 Population Estimate 1,506

Offense Overview

Offense Total 147
Number Cleared 85
Percent Cleared 57.82 %

Group A Crimes per 100,000 population 9,761.0

Arrest Overview

Total Arrests 82
Adult Arrests 76
Juvenile Arrests 6
Unknown Age 0

Arrests per 100,000 population 5,444.9

Average number offenses/incident 1.25

Domestic Violence Victims

| Offense | Total | Arrests |
|-------------------------|-----------|----------|
| Murder | 0 | 0 |
| Aggravated Assault | 1 | 1 |
| Simple Assault | 11 | 6 |
| Intimidation | 3 | 1 |
| Stalking | 0 | 0 |
| Forcible Rape | 0 | 0 |
| Forcible Sodomy | 0 | 0 |
| Sexual Assault W/Object | 0 | 0 |
| Forcible Fondling | 0 | 0 |
| Incest | 0 | 0 |
| Statutory Rape | 0 | 0 |
| Kidnaping/Abduction | 0 | 0 |
| Total | 15 | 8 |

TIBRS Group B Arrests

| Offense | Adult | Juvenile |
|-----------------------|-----------|----------|
| Bad Checks | 0 | 0 |
| Curfew/Vagrancy | 0 | 0 |
| Disorderly Conduct | 2 | 0 |
| DUI | 17 | 0 |
| Drunkenness | 1 | 0 |
| Family-Non Violent | 0 | 0 |
| Liquor Law Violations | 0 | 1 |
| Peeping Tom | 0 | 0 |
| Runaway | 0 | 0 |
| Trespass | 0 | 0 |
| All Other Offenses | 3 | 0 |
| Total Group B | 23 | 1 |

| TIBRS Group A Offenses | Offenses | | Arrests | |
|------------------------------------|------------|-----------|-----------|----------|
| | Reported | Cleared | Adult | Juvenile |
| Crimes Against Persons | | | | |
| Murder | 0 | 0 | 0 | 0 |
| Negligent Manslaughter | 0 | 0 | 0 | 0 |
| Kidnaping/Abduction | 0 | 0 | 0 | 0 |
| Forcible Rape | 0 | 0 | 0 | 0 |
| Forcible Sodomy | 0 | 0 | 0 | 0 |
| Sexual Assault W/Object | 0 | 0 | 0 | 0 |
| Forcible Fondling | 1 | 0 | 0 | 0 |
| Incest | 0 | 0 | 0 | 0 |
| Statutory Rape | 0 | 0 | 0 | 0 |
| Aggravated Assault | 10 | 6 | 2 | 0 |
| Simple Assault | 14 | 8 | 5 | 0 |
| Intimidation | 9 | 2 | 0 | 1 |
| Stalking | 1 | 0 | 0 | 0 |
| Crimes Against Property | | | | |
| Arson | 0 | 0 | 0 | 0 |
| Bribery | 0 | 0 | 0 | 0 |
| Burglary | 7 | 4 | 1 | 0 |
| Counterfeiting/Forgery | 1 | 0 | 0 | 0 |
| Destruction/Damage/Vandalism | 16 | 7 | 1 | 0 |
| Embezzlement | 0 | 0 | 0 | 0 |
| Extortion/Blackmail | 0 | 0 | 0 | 0 |
| Fraud - False Pretenses | 0 | 0 | 0 | 0 |
| Fraud - Credit Card/ATM | 1 | 0 | 0 | 0 |
| Fraud - Impersonation | 2 | 2 | 2 | 0 |
| Fraud - Welfare | 0 | 0 | 0 | 0 |
| Fraud - Wire | 0 | 0 | 0 | 0 |
| Motor Vehicle Theft | 1 | 0 | 0 | 0 |
| Robbery | 0 | 0 | 0 | 0 |
| Stolen Property Offenses | 0 | 0 | 0 | 0 |
| Theft - Pocket-picking | 0 | 0 | 0 | 0 |
| Theft - Purse Snatching | 0 | 0 | 0 | 0 |
| Theft - Shoplifting | 0 | 0 | 0 | 0 |
| Theft From Building | 4 | 0 | 0 | 0 |
| Theft From Coin Machine | 0 | 0 | 0 | 0 |
| Theft From Motor Vehicle | 11 | 1 | 0 | 0 |
| Theft of Motor Vehicle Parts | 2 | 0 | 0 | 0 |
| Theft - All Other Larceny | 14 | 2 | 1 | 0 |
| Crimes Against Society | | | | |
| Drug/Narcotic Violations | 27 | 27 | 34 | 3 |
| Drug/Narcotic Equipment Violations | 18 | 18 | 2 | 0 |
| Gambling - Betting/Wagering | 0 | 0 | 0 | 0 |
| Gambling - Operating/Promoting | 0 | 0 | 0 | 0 |
| Gambling - Equipment Violations | 0 | 0 | 0 | 0 |
| Gambling - Sports Tampering | 0 | 0 | 0 | 0 |
| Pornography/Obscene Material | 0 | 0 | 0 | 0 |
| Prostitution | 0 | 0 | 0 | 0 |
| Prostitution Assisting/Promoting | 0 | 0 | 0 | 0 |
| Weapon Law Violations | 8 | 8 | 5 | 1 |
| Total Group A Offenses | 147 | 85 | 53 | 5 |



Memphis Police Department - 2007

2006 Population Estimate 670,902

Offense Overview

Offense Total 129,211
 Number Cleared 28,700
 Percent Cleared 22.21 %

Group A Crimes per 100,000 population 19,259.3

Arrest Overview

Total Arrests 40,280
 Adult Arrests 31,672
 Juvenile Arrests 8,608
 Unknown Age 0

Arrests per 100,000 population 6,003.9

Average number offenses/incident 1.09

Domestic Violence Victims

| Offense | Total | Arrests |
|-------------------------|---------------|--------------|
| Murder | 17 | 14 |
| Aggravated Assault | 2,304 | 524 |
| Simple Assault | 13,501 | 3,060 |
| Intimidation | 2,609 | 36 |
| Stalking | 312 | 12 |
| Forcible Rape | 99 | 15 |
| Forcible Sodomy | 20 | 3 |
| Sexual Assault W/Object | 5 | 0 |
| Forcible Fondling | 51 | 3 |
| Incest | 1 | 0 |
| Statutory Rape | 22 | 3 |
| Kidnaping/Abduction | 298 | 16 |
| Total | 19,239 | 3,686 |

TIBRS Group B Arrests

| Offense | Adult | Juvenile |
|-----------------------|---------------|--------------|
| Bad Checks | 11 | 0 |
| Curfew/Vagrancy | 1 | 303 |
| Disorderly Conduct | 2,814 | 1,952 |
| DUI | 1,558 | 18 |
| Drunkenness | 875 | 92 |
| Family-Non Violent | 2 | 0 |
| Liquor Law Violations | 1,018 | 24 |
| Peeping Tom | 0 | 0 |
| Runaway | 0 | 83 |
| Trespass | 1,690 | 556 |
| All Other Offenses | 3,637 | 298 |
| Total Group B | 11,606 | 3,326 |

| TIBRS Group A Offenses | Offenses | | Arrests | |
|------------------------------------|----------------|---------------|---------------|--------------|
| | Reported | Cleared | Adult | Juvenile |
| Crimes Against Persons | | | | |
| Murder | 129 | 75 | 107 | 3 |
| Negligent Manslaughter | 2 | 2 | 5 | 1 |
| Kidnaping/Abduction | 491 | 132 | 62 | 1 |
| Forcible Rape | 453 | 172 | 64 | 7 |
| Forcible Sodomy | 84 | 29 | 2 | 3 |
| Sexual Assault W/Object | 23 | 9 | 1 | 0 |
| Forcible Fondling | 319 | 109 | 23 | 13 |
| Incest | 1 | 0 | 0 | 0 |
| Statutory Rape | 60 | 28 | 10 | 0 |
| Aggravated Assault | 7,645 | 3,842 | 1,156 | 225 |
| Simple Assault | 22,595 | 5,837 | 3,272 | 1,773 |
| Intimidation | 7,289 | 326 | 51 | 16 |
| Stalking | 457 | 49 | 19 | 8 |
| Crimes Against Property | | | | |
| Arson | 147 | 26 | 11 | 8 |
| Bribery | 0 | 0 | 1 | 0 |
| Burglary | 14,672 | 1,010 | 866 | 435 |
| Counterfeiting/Forgery | 1,696 | 576 | 654 | 24 |
| Destruction/Damage/Vandalism | 15,641 | 1,109 | 374 | 308 |
| Embezzlement | 614 | 167 | 88 | 1 |
| Extortion/Blackmail | 19 | 9 | 12 | 0 |
| Fraud - False Pretenses | 578 | 66 | 52 | 4 |
| Fraud - Credit Card/ATM | 382 | 14 | 14 | 1 |
| Fraud - Impersonation | 1,464 | 104 | 113 | 6 |
| Fraud - Welfare | 0 | 0 | 1 | 0 |
| Fraud - Wire | 23 | 1 | 0 | 0 |
| Motor Vehicle Theft | 5,791 | 438 | 593 | 120 |
| Robbery | 4,900 | 1,011 | 623 | 273 |
| Stolen Property Offenses | 156 | 116 | 90 | 11 |
| Theft - Pocket-picking | 124 | 4 | 11 | 2 |
| Theft - Purse Snatching | 133 | 24 | 17 | 3 |
| Theft - Shoplifting | 7,042 | 3,225 | 2,954 | 814 |
| Theft From Building | 2,271 | 91 | 107 | 45 |
| Theft From Coin Machine | 76 | 33 | 22 | 1 |
| Theft From Motor Vehicle | 10,306 | 255 | 184 | 38 |
| Theft of Motor Vehicle Parts | 4,195 | 86 | 64 | 3 |
| Theft - All Other Larceny | 9,367 | 443 | 311 | 66 |
| Crimes Against Society | | | | |
| Drug/Narcotic Violations | 5,836 | 5,303 | 5,183 | 681 |
| Drug/Narcotic Equipment Violations | 1,298 | 1,217 | 768 | 18 |
| Gambling - Betting/Wagering | 27 | 27 | 111 | 14 |
| Gambling - Operating/Promoting | 16 | 16 | 26 | 0 |
| Gambling - Equipment Violations | 29 | 29 | 8 | 2 |
| Gambling - Sports Tampering | 0 | 0 | 0 | 0 |
| Pornography/Obscene Material | 6 | 4 | 3 | 1 |
| Prostitution | 1,221 | 1,215 | 1,273 | 34 |
| Prostitution Assisting/Promoting | 44 | 44 | 19 | 2 |
| Weapon Law Violations | 1,589 | 1,427 | 741 | 317 |
| Total Group A Offenses | 129,211 | 28,700 | 20,066 | 5,282 |



Middleton Police Department - 2007

2006 Population Estimate 621

Offense Overview

Offense Total 106
 Number Cleared 60
 Percent Cleared 56.60 %
 Group A Crimes per 100,000 population 17,069.2

Arrest Overview

Total Arrests 82
 Adult Arrests 62
 Juvenile Arrests 20
 Unknown Age 0
 Arrests per 100,000 population 13,204.5
 Average number offenses/incident 1.19

Domestic Violence Victims

| Offense | Total | Arrests |
|-------------------------|-----------|----------|
| Murder | 0 | 0 |
| Aggravated Assault | 4 | 2 |
| Simple Assault | 1 | 1 |
| Intimidation | 8 | 0 |
| Stalking | 0 | 0 |
| Forcible Rape | 0 | 0 |
| Forcible Sodomy | 0 | 0 |
| Sexual Assault W/Object | 0 | 0 |
| Forcible Fondling | 1 | 1 |
| Incest | 0 | 0 |
| Statutory Rape | 0 | 0 |
| Kidnaping/Abduction | 0 | 0 |
| Total | 14 | 4 |

TIBRS Group B Arrests

| Offense | Adult | Juvenile |
|-----------------------|-----------|----------|
| Bad Checks | 0 | 0 |
| Curfew/Vagrancy | 0 | 0 |
| Disorderly Conduct | 0 | 0 |
| DUI | 13 | 1 |
| Drunkenness | 3 | 0 |
| Family-Non Violent | 0 | 0 |
| Liquor Law Violations | 1 | 2 |
| Peeping Tom | 0 | 0 |
| Runaway | 0 | 1 |
| Trespass | 0 | 0 |
| All Other Offenses | 3 | 0 |
| Total Group B | 20 | 4 |

| TIBRS Group A Offenses | Offenses | | Arrests | |
|------------------------------------|------------|-----------|-----------|-----------|
| | Reported | Cleared | Adult | Juvenile |
| Crimes Against Persons | | | | |
| Murder | 0 | 0 | 0 | 0 |
| Negligent Manslaughter | 0 | 0 | 0 | 0 |
| Kidnaping/Abduction | 0 | 0 | 0 | 0 |
| Forcible Rape | 0 | 0 | 0 | 0 |
| Forcible Sodomy | 0 | 0 | 0 | 0 |
| Sexual Assault W/Object | 0 | 0 | 0 | 0 |
| Forcible Fondling | 1 | 1 | 1 | 0 |
| Incest | 0 | 0 | 0 | 0 |
| Statutory Rape | 0 | 0 | 0 | 0 |
| Aggravated Assault | 7 | 4 | 4 | 1 |
| Simple Assault | 21 | 19 | 12 | 10 |
| Intimidation | 11 | 0 | 0 | 0 |
| Stalking | 0 | 0 | 0 | 0 |
| Crimes Against Property | | | | |
| Arson | 0 | 0 | 0 | 0 |
| Bribery | 0 | 0 | 0 | 0 |
| Burglary | 5 | 2 | 1 | 2 |
| Counterfeiting/Forgery | 5 | 3 | 2 | 0 |
| Destruction/Damage/Vandalism | 6 | 1 | 1 | 0 |
| Embezzlement | 0 | 0 | 0 | 0 |
| Extortion/Blackmail | 0 | 0 | 0 | 0 |
| Fraud - False Pretenses | 3 | 1 | 0 | 0 |
| Fraud - Credit Card/ATM | 1 | 0 | 0 | 0 |
| Fraud - Impersonation | 1 | 1 | 0 | 0 |
| Fraud - Welfare | 0 | 0 | 0 | 0 |
| Fraud - Wire | 0 | 0 | 0 | 0 |
| Motor Vehicle Theft | 1 | 0 | 0 | 0 |
| Robbery | 0 | 0 | 0 | 0 |
| Stolen Property Offenses | 0 | 0 | 0 | 0 |
| Theft - Pocket-picking | 0 | 0 | 0 | 0 |
| Theft - Purse Snatching | 0 | 0 | 0 | 0 |
| Theft - Shoplifting | 4 | 3 | 2 | 1 |
| Theft From Building | 4 | 1 | 1 | 0 |
| Theft From Coin Machine | 0 | 0 | 0 | 0 |
| Theft From Motor Vehicle | 2 | 1 | 1 | 0 |
| Theft of Motor Vehicle Parts | 0 | 0 | 0 | 0 |
| Theft - All Other Larceny | 12 | 1 | 1 | 0 |
| Crimes Against Society | | | | |
| Drug/Narcotic Violations | 10 | 10 | 9 | 2 |
| Drug/Narcotic Equipment Violations | 7 | 7 | 3 | 0 |
| Gambling - Betting/Wagering | 0 | 0 | 0 | 0 |
| Gambling - Operating/Promoting | 0 | 0 | 0 | 0 |
| Gambling - Equipment Violations | 0 | 0 | 0 | 0 |
| Gambling - Sports Tampering | 0 | 0 | 0 | 0 |
| Pornography/Obscene Material | 1 | 1 | 1 | 0 |
| Prostitution | 0 | 0 | 0 | 0 |
| Prostitution Assisting/Promoting | 0 | 0 | 0 | 0 |
| Weapon Law Violations | 4 | 4 | 3 | 0 |
| Total Group A Offenses | 106 | 60 | 42 | 16 |



2006 Population Estimate **7,885**

Offense Overview

Offense Total 1,017

Number Cleared 444

Percent Cleared 43.66 %

Group A Crimes per 100,000 population 12,897.9

Arrest Overview

Total Arrests 1,265

Adult Arrests 1,181

Juvenile Arrests 84

Unknown Age 0

Arrests per 100,000 population 16,043.1

Average number offenses/incident 1.15

Domestic Violence Victims

| Offense | Total | Arrests |
|-------------------------|------------|-----------|
| Murder | 1 | 2 |
| Aggravated Assault | 13 | 13 |
| Simple Assault | 85 | 67 |
| Intimidation | 6 | 5 |
| Stalking | 0 | 0 |
| Forcible Rape | 0 | 0 |
| Forcible Sodomy | 0 | 0 |
| Sexual Assault W/Object | 0 | 0 |
| Forcible Fondling | 0 | 0 |
| Incest | 0 | 0 |
| Statutory Rape | 0 | 0 |
| Kidnaping/Abduction | 3 | 3 |
| Total | 108 | 90 |

TIBRS Group B Arrests

| Offense | Adult | Juvenile |
|-----------------------|------------|-----------|
| Bad Checks | 304 | 0 |
| Curfew/Vagrancy | 0 | 4 |
| Disorderly Conduct | 12 | 7 |
| DUI | 51 | 0 |
| Drunkenness | 49 | 2 |
| Family-Non Violent | 5 | 0 |
| Liquor Law Violations | 42 | 6 |
| Peeping Tom | 0 | 0 |
| Runaway | 0 | 9 |
| Trespass | 5 | 2 |
| All Other Offenses | 387 | 9 |
| Total Group B | 855 | 39 |

| TIBRS Group A Offenses | Offenses | | Arrests | |
|------------------------------------|--------------|------------|------------|-----------|
| | Reported | Cleared | Adult | Juvenile |
| Crimes Against Persons | | | | |
| Murder | 1 | 1 | 2 | 0 |
| Negligent Manslaughter | 1 | 1 | 1 | 0 |
| Kidnaping/Abduction | 4 | 4 | 3 | 0 |
| Forcible Rape | 1 | 0 | 0 | 0 |
| Forcible Sodomy | 0 | 0 | 0 | 0 |
| Sexual Assault W/Object | 0 | 0 | 0 | 0 |
| Forcible Fondling | 6 | 5 | 2 | 3 |
| Incest | 0 | 0 | 0 | 0 |
| Statutory Rape | 2 | 0 | 0 | 0 |
| Aggravated Assault | 38 | 28 | 26 | 4 |
| Simple Assault | 184 | 135 | 86 | 19 |
| Intimidation | 62 | 16 | 7 | 1 |
| Stalking | 1 | 1 | 1 | 0 |
| Crimes Against Property | | | | |
| Arson | 2 | 2 | 2 | 0 |
| Bribery | 0 | 0 | 0 | 0 |
| Burglary | 59 | 5 | 7 | 3 |
| Counterfeiting/Forgery | 55 | 26 | 25 | 0 |
| Destruction/Damage/Vandalism | 86 | 11 | 6 | 6 |
| Embezzlement | 2 | 0 | 0 | 0 |
| Extortion/Blackmail | 0 | 0 | 0 | 0 |
| Fraud - False Pretenses | 49 | 21 | 4 | 0 |
| Fraud - Credit Card/ATM | 16 | 2 | 1 | 0 |
| Fraud - Impersonation | 7 | 6 | 5 | 0 |
| Fraud - Welfare | 0 | 0 | 0 | 0 |
| Fraud - Wire | 0 | 0 | 0 | 0 |
| Motor Vehicle Theft | 13 | 4 | 2 | 1 |
| Robbery | 8 | 3 | 4 | 0 |
| Stolen Property Offenses | 0 | 0 | 0 | 0 |
| Theft - Pocket-picking | 0 | 0 | 0 | 0 |
| Theft - Purse Snatching | 0 | 0 | 0 | 0 |
| Theft - Shoplifting | 21 | 16 | 15 | 4 |
| Theft From Building | 61 | 7 | 7 | 0 |
| Theft From Coin Machine | 0 | 0 | 0 | 0 |
| Theft From Motor Vehicle | 49 | 6 | 5 | 0 |
| Theft of Motor Vehicle Parts | 8 | 1 | 2 | 0 |
| Theft - All Other Larceny | 145 | 11 | 9 | 0 |
| Crimes Against Society | | | | |
| Drug/Narcotic Violations | 84 | 81 | 92 | 3 |
| Drug/Narcotic Equipment Violations | 42 | 41 | 6 | 0 |
| Gambling - Betting/Wagering | 0 | 0 | 0 | 0 |
| Gambling - Operating/Promoting | 0 | 0 | 0 | 0 |
| Gambling - Equipment Violations | 0 | 0 | 0 | 0 |
| Gambling - Sports Tampering | 0 | 0 | 0 | 0 |
| Pornography/Obscene Material | 0 | 0 | 0 | 0 |
| Prostitution | 0 | 0 | 0 | 0 |
| Prostitution Assisting/Promoting | 0 | 0 | 0 | 0 |
| Weapon Law Violations | 10 | 10 | 6 | 1 |
| Total Group A Offenses | 1,017 | 444 | 326 | 45 |



Millersville Police Department - 2007

2006 Population Estimate 6,233

Offense Overview

Offense Total 408
 Number Cleared 268
 Percent Cleared 65.69 %

Group A Crimes per 100,000 population 6,545.8

Arrest Overview

Total Arrests 337
 Adult Arrests 256
 Juvenile Arrests 81
 Unknown Age 0

Arrests per 100,000 population 5,406.7

Average number offenses/incident 1.28

Domestic Violence Victims

| Offense | Total | Arrests |
|-------------------------|-----------|-----------|
| Murder | 0 | 0 |
| Aggravated Assault | 5 | 6 |
| Simple Assault | 63 | 42 |
| Intimidation | 8 | 1 |
| Stalking | 0 | 0 |
| Forcible Rape | 0 | 0 |
| Forcible Sodomy | 0 | 0 |
| Sexual Assault W/Object | 0 | 0 |
| Forcible Fondling | 1 | 0 |
| Incest | 0 | 0 |
| Statutory Rape | 1 | 1 |
| Kidnaping/Abduction | 0 | 0 |
| Total | 78 | 50 |

TIBRS Group B Arrests

| Offense | Adult | Juvenile |
|-----------------------|-----------|-----------|
| Bad Checks | 0 | 0 |
| Curfew/Vagrancy | 0 | 4 |
| Disorderly Conduct | 7 | 1 |
| DUI | 13 | 0 |
| Drunkenness | 4 | 1 |
| Family-Non Violent | 3 | 3 |
| Liquor Law Violations | 8 | 1 |
| Peeping Tom | 0 | 0 |
| Runaway | 0 | 10 |
| Trespass | 35 | 38 |
| All Other Offenses | 14 | 8 |
| Total Group B | 84 | 66 |

| TIBRS Group A Offenses | Offenses | | Arrests | |
|------------------------------------|------------|------------|------------|-----------|
| | Reported | Cleared | Adult | Juvenile |
| Crimes Against Persons | | | | |
| Murder | 0 | 0 | 0 | 0 |
| Negligent Manslaughter | 0 | 0 | 0 | 0 |
| Kidnaping/Abduction | 0 | 0 | 0 | 0 |
| Forcible Rape | 0 | 0 | 0 | 0 |
| Forcible Sodomy | 0 | 0 | 0 | 0 |
| Sexual Assault W/Object | 0 | 0 | 0 | 0 |
| Forcible Fondling | 1 | 0 | 0 | 0 |
| Incest | 0 | 0 | 0 | 0 |
| Statutory Rape | 2 | 1 | 1 | 0 |
| Aggravated Assault | 18 | 12 | 11 | 0 |
| Simple Assault | 83 | 71 | 42 | 4 |
| Intimidation | 10 | 6 | 2 | 0 |
| Stalking | 1 | 1 | 0 | 0 |
| Crimes Against Property | | | | |
| Arson | 0 | 0 | 0 | 0 |
| Bribery | 0 | 0 | 0 | 0 |
| Burglary | 50 | 15 | 15 | 1 |
| Counterfeiting/Forgery | 3 | 2 | 2 | 0 |
| Destruction/Damage/Vandalism | 32 | 14 | 3 | 0 |
| Embezzlement | 0 | 0 | 0 | 0 |
| Extortion/Blackmail | 0 | 0 | 0 | 0 |
| Fraud - False Pretenses | 1 | 0 | 0 | 0 |
| Fraud - Credit Card/ATM | 2 | 0 | 0 | 0 |
| Fraud - Impersonation | 5 | 2 | 2 | 0 |
| Fraud - Welfare | 0 | 0 | 0 | 0 |
| Fraud - Wire | 0 | 0 | 0 | 0 |
| Motor Vehicle Theft | 12 | 4 | 1 | 1 |
| Robbery | 1 | 0 | 0 | 0 |
| Stolen Property Offenses | 3 | 2 | 5 | 0 |
| Theft - Pocket-picking | 0 | 0 | 0 | 0 |
| Theft - Purse Snatching | 0 | 0 | 0 | 0 |
| Theft - Shoplifting | 6 | 3 | 3 | 0 |
| Theft From Building | 17 | 7 | 3 | 1 |
| Theft From Coin Machine | 2 | 0 | 0 | 0 |
| Theft From Motor Vehicle | 11 | 3 | 0 | 0 |
| Theft of Motor Vehicle Parts | 9 | 2 | 1 | 0 |
| Theft - All Other Larceny | 24 | 11 | 6 | 4 |
| Crimes Against Society | | | | |
| Drug/Narcotic Violations | 66 | 65 | 71 | 2 |
| Drug/Narcotic Equipment Violations | 43 | 42 | 3 | 1 |
| Gambling - Betting/Wagering | 0 | 0 | 0 | 0 |
| Gambling - Operating/Promoting | 0 | 0 | 0 | 0 |
| Gambling - Equipment Violations | 0 | 0 | 0 | 0 |
| Gambling - Sports Tampering | 0 | 0 | 0 | 0 |
| Pornography/Obscene Material | 0 | 0 | 0 | 0 |
| Prostitution | 0 | 0 | 0 | 0 |
| Prostitution Assisting/Promoting | 0 | 0 | 0 | 0 |
| Weapon Law Violations | 6 | 5 | 1 | 1 |
| Total Group A Offenses | 408 | 268 | 172 | 15 |



Millington Police Department - 2007

2006 Population Estimate 10,336

Offense Overview

Offense Total 1,696
 Number Cleared 658
 Percent Cleared 38.80 %

Group A Crimes per 100,000 population 16,408.7

Arrest Overview

Total Arrests 1,354
 Adult Arrests 1,231
 Juvenile Arrests 123
 Unknown Age 0

Arrests per 100,000 population 13,099.8

Average number offenses/incident 1.13

Domestic Violence Victims

| Offense | Total | Arrests |
|-------------------------|------------|------------|
| Murder | 0 | 0 |
| Aggravated Assault | 33 | 28 |
| Simple Assault | 141 | 97 |
| Intimidation | 34 | 8 |
| Stalking | 2 | 1 |
| Forcible Rape | 0 | 0 |
| Forcible Sodomy | 0 | 0 |
| Sexual Assault W/Object | 0 | 0 |
| Forcible Fondling | 2 | 0 |
| Incest | 0 | 0 |
| Statutory Rape | 0 | 0 |
| Kidnaping/Abduction | 0 | 0 |
| Total | 212 | 134 |

TIBRS Group B Arrests

| Offense | Adult | Juvenile |
|-----------------------|------------|-----------|
| Bad Checks | 14 | 0 |
| Curfew/Vagrancy | 0 | 11 |
| Disorderly Conduct | 29 | 11 |
| DUI | 145 | 1 |
| Drunkenness | 126 | 5 |
| Family-Non Violent | 3 | 0 |
| Liquor Law Violations | 1 | 0 |
| Peeping Tom | 0 | 0 |
| Runaway | 0 | 3 |
| Trespass | 19 | 7 |
| All Other Offenses | 342 | 11 |
| Total Group B | 679 | 49 |

| TIBRS Group A Offenses | Offenses | | Arrests | |
|------------------------------------|--------------|------------|------------|-----------|
| | Reported | Cleared | Adult | Juvenile |
| Crimes Against Persons | | | | |
| Murder | 0 | 0 | 0 | 0 |
| Negligent Manslaughter | 1 | 0 | 0 | 0 |
| Kidnaping/Abduction | 0 | 0 | 0 | 0 |
| Forcible Rape | 2 | 0 | 0 | 0 |
| Forcible Sodomy | 1 | 1 | 1 | 0 |
| Sexual Assault W/Object | 0 | 0 | 0 | 0 |
| Forcible Fondling | 7 | 2 | 1 | 2 |
| Incest | 0 | 0 | 0 | 0 |
| Statutory Rape | 0 | 0 | 0 | 0 |
| Aggravated Assault | 68 | 47 | 41 | 5 |
| Simple Assault | 250 | 155 | 133 | 13 |
| Intimidation | 101 | 24 | 16 | 4 |
| Stalking | 6 | 1 | 2 | 0 |
| Crimes Against Property | | | | |
| Arson | 1 | 1 | 0 | 2 |
| Bribery | 1 | 1 | 0 | 0 |
| Burglary | 101 | 11 | 9 | 2 |
| Counterfeiting/Forgery | 75 | 32 | 34 | 0 |
| Destruction/Damage/Vandalism | 142 | 18 | 12 | 6 |
| Embezzlement | 5 | 3 | 3 | 0 |
| Extortion/Blackmail | 1 | 1 | 1 | 0 |
| Fraud - False Pretenses | 97 | 36 | 25 | 0 |
| Fraud - Credit Card/ATM | 17 | 1 | 1 | 0 |
| Fraud - Impersonation | 8 | 5 | 5 | 0 |
| Fraud - Welfare | 0 | 0 | 0 | 0 |
| Fraud - Wire | 2 | 0 | 0 | 0 |
| Motor Vehicle Theft | 44 | 9 | 5 | 4 |
| Robbery | 21 | 7 | 7 | 0 |
| Stolen Property Offenses | 5 | 4 | 4 | 0 |
| Theft - Pocket-picking | 0 | 0 | 1 | 0 |
| Theft - Purse Snatching | 2 | 0 | 0 | 0 |
| Theft - Shoplifting | 82 | 59 | 60 | 12 |
| Theft From Building | 100 | 10 | 9 | 1 |
| Theft From Coin Machine | 2 | 1 | 1 | 0 |
| Theft From Motor Vehicle | 85 | 4 | 4 | 0 |
| Theft of Motor Vehicle Parts | 52 | 5 | 6 | 0 |
| Theft - All Other Larceny | 130 | 15 | 16 | 1 |
| Crimes Against Society | | | | |
| Drug/Narcotic Violations | 202 | 124 | 128 | 19 |
| Drug/Narcotic Equipment Violations | 75 | 72 | 20 | 1 |
| Gambling - Betting/Wagering | 0 | 0 | 0 | 0 |
| Gambling - Operating/Promoting | 0 | 0 | 0 | 0 |
| Gambling - Equipment Violations | 0 | 0 | 0 | 0 |
| Gambling - Sports Tampering | 0 | 0 | 0 | 0 |
| Pornography/Obscene Material | 0 | 0 | 0 | 0 |
| Prostitution | 0 | 0 | 0 | 0 |
| Prostitution Assisting/Promoting | 0 | 0 | 0 | 0 |
| Weapon Law Violations | 10 | 9 | 7 | 2 |
| Total Group A Offenses | 1,696 | 658 | 552 | 74 |



Minor Hill Police Department - 2007

2006 Population Estimate 451

Offense Overview

Offense Total 28
 Number Cleared 8
 Percent Cleared 28.57 %

Group A Crimes per 100,000 population 6,208.4

Arrest Overview

Total Arrests 10
 Adult Arrests 9
 Juvenile Arrests 1
 Unknown Age 0

Arrests per 100,000 population 2,217.3

Average number offenses/incident 1.00

Domestic Violence Victims

| Offense | Total | Arrests |
|-------------------------|----------|----------|
| Murder | 0 | 0 |
| Aggravated Assault | 0 | 0 |
| Simple Assault | 1 | 1 |
| Intimidation | 0 | 0 |
| Stalking | 0 | 0 |
| Forcible Rape | 0 | 0 |
| Forcible Sodomy | 0 | 0 |
| Sexual Assault W/Object | 0 | 0 |
| Forcible Fondling | 1 | 0 |
| Incest | 0 | 0 |
| Statutory Rape | 0 | 0 |
| Kidnaping/Abduction | 0 | 0 |
| Total | 2 | 1 |

TIBRS Group B Arrests

| Offense | Adult | Juvenile |
|-----------------------|----------|----------|
| Bad Checks | 0 | 0 |
| Curfew/Vagrancy | 0 | 0 |
| Disorderly Conduct | 0 | 0 |
| DUI | 0 | 0 |
| Drunkenness | 1 | 0 |
| Family-Non Violent | 0 | 0 |
| Liquor Law Violations | 0 | 0 |
| Peeping Tom | 0 | 0 |
| Runaway | 0 | 0 |
| Trespass | 0 | 0 |
| All Other Offenses | 1 | 0 |
| Total Group B | 2 | 0 |

| TIBRS Group A Offenses | Offenses | | Arrests | |
|------------------------------------|-----------|----------|----------|----------|
| | Reported | Cleared | Adult | Juvenile |
| Crimes Against Persons | | | | |
| Murder | 0 | 0 | 0 | 0 |
| Negligent Manslaughter | 0 | 0 | 0 | 0 |
| Kidnaping/Abduction | 0 | 0 | 0 | 0 |
| Forcible Rape | 0 | 0 | 0 | 0 |
| Forcible Sodomy | 0 | 0 | 0 | 0 |
| Sexual Assault W/Object | 0 | 0 | 0 | 0 |
| Forcible Fondling | 2 | 1 | 1 | 0 |
| Incest | 0 | 0 | 0 | 0 |
| Statutory Rape | 0 | 0 | 0 | 0 |
| Aggravated Assault | 0 | 0 | 0 | 0 |
| Simple Assault | 2 | 2 | 2 | 0 |
| Intimidation | 1 | 0 | 0 | 0 |
| Stalking | 0 | 0 | 0 | 0 |
| Crimes Against Property | | | | |
| Arson | 0 | 0 | 0 | 0 |
| Bribery | 0 | 0 | 0 | 0 |
| Burglary | 4 | 0 | 0 | 0 |
| Counterfeiting/Forgery | 0 | 0 | 0 | 0 |
| Destruction/Damage/Vandalism | 7 | 1 | 0 | 1 |
| Embezzlement | 0 | 0 | 0 | 0 |
| Extortion/Blackmail | 0 | 0 | 0 | 0 |
| Fraud - False Pretenses | 1 | 0 | 0 | 0 |
| Fraud - Credit Card/ATM | 0 | 0 | 0 | 0 |
| Fraud - Impersonation | 1 | 1 | 1 | 0 |
| Fraud - Welfare | 0 | 0 | 0 | 0 |
| Fraud - Wire | 0 | 0 | 0 | 0 |
| Motor Vehicle Theft | 0 | 0 | 0 | 0 |
| Robbery | 0 | 0 | 0 | 0 |
| Stolen Property Offenses | 0 | 0 | 0 | 0 |
| Theft - Pocket-picking | 0 | 0 | 0 | 0 |
| Theft - Purse Snatching | 0 | 0 | 0 | 0 |
| Theft - Shoplifting | 0 | 0 | 0 | 0 |
| Theft From Building | 1 | 0 | 0 | 0 |
| Theft From Coin Machine | 0 | 0 | 0 | 0 |
| Theft From Motor Vehicle | 1 | 1 | 1 | 0 |
| Theft of Motor Vehicle Parts | 2 | 1 | 1 | 0 |
| Theft - All Other Larceny | 6 | 1 | 1 | 0 |
| Crimes Against Society | | | | |
| Drug/Narcotic Violations | 0 | 0 | 0 | 0 |
| Drug/Narcotic Equipment Violations | 0 | 0 | 0 | 0 |
| Gambling - Betting/Wagering | 0 | 0 | 0 | 0 |
| Gambling - Operating/Promoting | 0 | 0 | 0 | 0 |
| Gambling - Equipment Violations | 0 | 0 | 0 | 0 |
| Gambling - Sports Tampering | 0 | 0 | 0 | 0 |
| Pornography/Obscene Material | 0 | 0 | 0 | 0 |
| Prostitution | 0 | 0 | 0 | 0 |
| Prostitution Assisting/Promoting | 0 | 0 | 0 | 0 |
| Weapon Law Violations | 0 | 0 | 0 | 0 |
| Total Group A Offenses | 28 | 8 | 7 | 1 |



Monteagle Police Department - 2007

2006 Population Estimate 1,215

Offense Overview

Offense Total 66
 Number Cleared 33
 Percent Cleared 50.00 %
 Group A Crimes per 100,000 population 5,432.1

Arrest Overview

Total Arrests 72
 Adult Arrests 72
 Juvenile Arrests 0
 Unknown Age 0
 Arrests per 100,000 population 5,925.9
 Average number offenses/incident 1.08

Domestic Violence Victims

| Offense | Total | Arrests |
|-------------------------|----------|----------|
| Murder | 0 | 0 |
| Aggravated Assault | 0 | 0 |
| Simple Assault | 5 | 4 |
| Intimidation | 2 | 1 |
| Stalking | 0 | 0 |
| Forcible Rape | 0 | 0 |
| Forcible Sodomy | 0 | 0 |
| Sexual Assault W/Object | 0 | 0 |
| Forcible Fondling | 0 | 0 |
| Incest | 0 | 0 |
| Statutory Rape | 0 | 0 |
| Kidnaping/Abduction | 0 | 0 |
| Total | 7 | 5 |

TIBRS Group B Arrests

| Offense | Adult | Juvenile |
|-----------------------|-----------|----------|
| Bad Checks | 0 | 0 |
| Curfew/Vagrancy | 0 | 0 |
| Disorderly Conduct | 2 | 0 |
| DUI | 24 | 0 |
| Drunkenness | 12 | 0 |
| Family-Non Violent | 0 | 0 |
| Liquor Law Violations | 1 | 0 |
| Peeping Tom | 0 | 0 |
| Runaway | 0 | 0 |
| Trespass | 0 | 0 |
| All Other Offenses | 0 | 0 |
| Total Group B | 39 | 0 |

| TIBRS Group A Offenses | Offenses | | Arrests | |
|------------------------------------|-----------|-----------|-----------|----------|
| | Reported | Cleared | Adult | Juvenile |
| Crimes Against Persons | | | | |
| Murder | 0 | 0 | 0 | 0 |
| Negligent Manslaughter | 0 | 0 | 0 | 0 |
| Kidnaping/Abduction | 0 | 0 | 0 | 0 |
| Forcible Rape | 0 | 0 | 0 | 0 |
| Forcible Sodomy | 0 | 0 | 0 | 0 |
| Sexual Assault W/Object | 0 | 0 | 0 | 0 |
| Forcible Fondling | 0 | 0 | 0 | 0 |
| Incest | 0 | 0 | 0 | 0 |
| Statutory Rape | 0 | 0 | 0 | 0 |
| Aggravated Assault | 3 | 2 | 1 | 0 |
| Simple Assault | 7 | 6 | 6 | 0 |
| Intimidation | 3 | 1 | 1 | 0 |
| Stalking | 0 | 0 | 0 | 0 |
| Crimes Against Property | | | | |
| Arson | 1 | 1 | 1 | 0 |
| Bribery | 0 | 0 | 0 | 0 |
| Burglary | 8 | 0 | 0 | 0 |
| Counterfeiting/Forgery | 5 | 4 | 5 | 0 |
| Destruction/Damage/Vandalism | 3 | 0 | 0 | 0 |
| Embezzlement | 1 | 1 | 0 | 0 |
| Extortion/Blackmail | 0 | 0 | 0 | 0 |
| Fraud - False Pretenses | 1 | 0 | 0 | 0 |
| Fraud - Credit Card/ATM | 0 | 0 | 0 | 0 |
| Fraud - Impersonation | 0 | 0 | 0 | 0 |
| Fraud - Welfare | 0 | 0 | 0 | 0 |
| Fraud - Wire | 0 | 0 | 0 | 0 |
| Motor Vehicle Theft | 5 | 0 | 0 | 0 |
| Robbery | 1 | 1 | 2 | 0 |
| Stolen Property Offenses | 0 | 0 | 0 | 0 |
| Theft - Pocket-picking | 0 | 0 | 0 | 0 |
| Theft - Purse Snatching | 0 | 0 | 0 | 0 |
| Theft - Shoplifting | 6 | 5 | 5 | 0 |
| Theft From Building | 7 | 1 | 2 | 0 |
| Theft From Coin Machine | 0 | 0 | 0 | 0 |
| Theft From Motor Vehicle | 3 | 0 | 0 | 0 |
| Theft of Motor Vehicle Parts | 1 | 0 | 0 | 0 |
| Theft - All Other Larceny | 1 | 1 | 1 | 0 |
| Crimes Against Society | | | | |
| Drug/Narcotic Violations | 5 | 5 | 5 | 0 |
| Drug/Narcotic Equipment Violations | 1 | 1 | 0 | 0 |
| Gambling - Betting/Wagering | 0 | 0 | 0 | 0 |
| Gambling - Operating/Promoting | 0 | 0 | 0 | 0 |
| Gambling - Equipment Violations | 0 | 0 | 0 | 0 |
| Gambling - Sports Tampering | 0 | 0 | 0 | 0 |
| Pornography/Obscene Material | 0 | 0 | 0 | 0 |
| Prostitution | 1 | 1 | 1 | 0 |
| Prostitution Assisting/Promoting | 0 | 0 | 0 | 0 |
| Weapon Law Violations | 3 | 3 | 3 | 0 |
| Total Group A Offenses | 66 | 33 | 33 | 0 |



Monterey Police Department - 2007

2006 Population Estimate 2,838

Offense Overview

Offense Total 129
 Number Cleared 67
 Percent Cleared 51.94 %

Group A Crimes per 100,000 population 4,545.5

Arrest Overview

Total Arrests 163
 Adult Arrests 156
 Juvenile Arrests 7
 Unknown Age 0

Arrests per 100,000 population 5,743.5

Average number offenses/incident 1.07

Domestic Violence Victims

| Offense | Total | Arrests |
|-------------------------|-----------|-----------|
| Murder | 0 | 0 |
| Aggravated Assault | 0 | 0 |
| Simple Assault | 13 | 12 |
| Intimidation | 0 | 0 |
| Stalking | 0 | 0 |
| Forcible Rape | 0 | 0 |
| Forcible Sodomy | 0 | 0 |
| Sexual Assault W/Object | 0 | 0 |
| Forcible Fondling | 0 | 0 |
| Incest | 0 | 0 |
| Statutory Rape | 1 | 1 |
| Kidnaping/Abduction | 0 | 0 |
| Total | 14 | 13 |

TIBRS Group B Arrests

| Offense | Adult | Juvenile |
|-----------------------|------------|----------|
| Bad Checks | 0 | 0 |
| Curfew/Vagrancy | 0 | 0 |
| Disorderly Conduct | 1 | 0 |
| DUI | 19 | 0 |
| Drunkenness | 28 | 0 |
| Family-Non Violent | 0 | 0 |
| Liquor Law Violations | 1 | 2 |
| Peeping Tom | 0 | 0 |
| Runaway | 0 | 0 |
| Trespass | 2 | 0 |
| All Other Offenses | 53 | 2 |
| Total Group B | 104 | 4 |

| TIBRS Group A Offenses | Offenses | | Arrests | |
|------------------------------------|------------|-----------|-----------|----------|
| | Reported | Cleared | Adult | Juvenile |
| Crimes Against Persons | | | | |
| Murder | 0 | 0 | 0 | 0 |
| Negligent Manslaughter | 0 | 0 | 0 | 0 |
| Kidnaping/Abduction | 0 | 0 | 0 | 0 |
| Forcible Rape | 0 | 0 | 0 | 0 |
| Forcible Sodomy | 0 | 0 | 0 | 0 |
| Sexual Assault W/Object | 0 | 0 | 0 | 0 |
| Forcible Fondling | 1 | 0 | 0 | 0 |
| Incest | 0 | 0 | 0 | 0 |
| Statutory Rape | 1 | 1 | 1 | 0 |
| Aggravated Assault | 0 | 0 | 0 | 0 |
| Simple Assault | 22 | 15 | 12 | 0 |
| Intimidation | 4 | 0 | 0 | 0 |
| Stalking | 0 | 0 | 0 | 0 |
| Crimes Against Property | | | | |
| Arson | 0 | 0 | 0 | 0 |
| Bribery | 0 | 0 | 0 | 0 |
| Burglary | 4 | 2 | 1 | 1 |
| Counterfeiting/Forgery | 6 | 4 | 4 | 0 |
| Destruction/Damage/Vandalism | 8 | 1 | 1 | 0 |
| Embezzlement | 0 | 0 | 0 | 0 |
| Extortion/Blackmail | 0 | 0 | 0 | 0 |
| Fraud - False Pretenses | 0 | 0 | 0 | 0 |
| Fraud - Credit Card/ATM | 0 | 0 | 0 | 0 |
| Fraud - Impersonation | 1 | 0 | 0 | 0 |
| Fraud - Welfare | 0 | 0 | 0 | 0 |
| Fraud - Wire | 0 | 0 | 0 | 0 |
| Motor Vehicle Theft | 0 | 0 | 0 | 0 |
| Robbery | 1 | 1 | 1 | 0 |
| Stolen Property Offenses | 0 | 0 | 0 | 0 |
| Theft - Pocket-picking | 0 | 0 | 0 | 0 |
| Theft - Purse Snatching | 0 | 0 | 0 | 0 |
| Theft - Shoplifting | 4 | 3 | 2 | 1 |
| Theft From Building | 10 | 1 | 0 | 0 |
| Theft From Coin Machine | 1 | 0 | 0 | 0 |
| Theft From Motor Vehicle | 8 | 0 | 0 | 0 |
| Theft of Motor Vehicle Parts | 5 | 0 | 0 | 0 |
| Theft - All Other Larceny | 15 | 1 | 0 | 0 |
| Crimes Against Society | | | | |
| Drug/Narcotic Violations | 27 | 27 | 26 | 1 |
| Drug/Narcotic Equipment Violations | 6 | 6 | 0 | 0 |
| Gambling - Betting/Wagering | 0 | 0 | 0 | 0 |
| Gambling - Operating/Promoting | 0 | 0 | 0 | 0 |
| Gambling - Equipment Violations | 0 | 0 | 0 | 0 |
| Gambling - Sports Tampering | 0 | 0 | 0 | 0 |
| Pornography/Obscene Material | 0 | 0 | 0 | 0 |
| Prostitution | 0 | 0 | 0 | 0 |
| Prostitution Assisting/Promoting | 0 | 0 | 0 | 0 |
| Weapon Law Violations | 5 | 5 | 4 | 0 |
| Total Group A Offenses | 129 | 67 | 52 | 3 |



Morristown Police Department - 2007

2006 Population Estimate 27,020

Offense Overview

Offense Total 4,691
Number Cleared 2,535
Percent Cleared 54.04 %

Group A Crimes per 100,000 population 17,361.2

Arrest Overview

Total Arrests 2,288
Adult Arrests 2,150
Juvenile Arrests 138
Unknown Age 0

Arrests per 100,000 population 8,467.8

Average number offenses/incident 1.14

Domestic Violence Victims

| Offense | Total | Arrests |
|-------------------------|------------|-----------|
| Murder | 0 | 0 |
| Aggravated Assault | 61 | 23 |
| Simple Assault | 338 | 66 |
| Intimidation | 20 | 3 |
| Stalking | 1 | 1 |
| Forcible Rape | 3 | 0 |
| Forcible Sodomy | 0 | 0 |
| Sexual Assault W/Object | 0 | 0 |
| Forcible Fondling | 2 | 1 |
| Incest | 0 | 0 |
| Statutory Rape | 1 | 1 |
| Kidnaping/Abduction | 1 | 0 |
| Total | 427 | 95 |

TIBRS Group B Arrests

| Offense | Adult | Juvenile |
|-----------------------|------------|-----------|
| Bad Checks | 0 | 0 |
| Curfew/Vagrancy | 0 | 0 |
| Disorderly Conduct | 36 | 12 |
| DUI | 325 | 1 |
| Drunkenness | 424 | 7 |
| Family-Non Violent | 0 | 0 |
| Liquor Law Violations | 39 | 3 |
| Peeping Tom | 0 | 0 |
| Runaway | 0 | 1 |
| Trespass | 31 | 4 |
| All Other Offenses | 5 | 1 |
| Total Group B | 860 | 29 |

| TIBRS Group A Offenses | Offenses | | Arrests | |
|------------------------------------|--------------|--------------|--------------|------------|
| | Reported | Cleared | Adult | Juvenile |
| Crimes Against Persons | | | | |
| Murder | 1 | 1 | 0 | 0 |
| Negligent Manslaughter | 0 | 0 | 0 | 0 |
| Kidnaping/Abduction | 3 | 1 | 1 | 0 |
| Forcible Rape | 23 | 12 | 0 | 0 |
| Forcible Sodomy | 0 | 0 | 0 | 0 |
| Sexual Assault W/Object | 0 | 0 | 0 | 0 |
| Forcible Fondling | 15 | 9 | 5 | 0 |
| Incest | 0 | 0 | 0 | 0 |
| Statutory Rape | 3 | 2 | 1 | 0 |
| Aggravated Assault | 176 | 135 | 71 | 3 |
| Simple Assault | 559 | 415 | 104 | 11 |
| Intimidation | 68 | 45 | 7 | 5 |
| Stalking | 2 | 2 | 1 | 0 |
| Crimes Against Property | | | | |
| Arson | 14 | 6 | 2 | 0 |
| Bribery | 0 | 0 | 0 | 0 |
| Burglary | 224 | 58 | 49 | 6 |
| Counterfeiting/Forgery | 305 | 162 | 45 | 0 |
| Destruction/Damage/Vandalism | 377 | 87 | 20 | 15 |
| Embezzlement | 129 | 92 | 26 | 0 |
| Extortion/Blackmail | 0 | 0 | 0 | 0 |
| Fraud - False Pretenses | 417 | 225 | 12 | 0 |
| Fraud - Credit Card/ATM | 64 | 35 | 9 | 0 |
| Fraud - Impersonation | 34 | 5 | 2 | 0 |
| Fraud - Welfare | 0 | 0 | 0 | 0 |
| Fraud - Wire | 1 | 0 | 0 | 0 |
| Motor Vehicle Theft | 104 | 51 | 24 | 5 |
| Robbery | 64 | 30 | 23 | 0 |
| Stolen Property Offenses | 1 | 1 | 1 | 0 |
| Theft - Pocket-picking | 2 | 1 | 0 | 0 |
| Theft - Purse Snatching | 1 | 1 | 1 | 0 |
| Theft - Shoplifting | 409 | 338 | 352 | 34 |
| Theft From Building | 452 | 151 | 58 | 7 |
| Theft From Coin Machine | 6 | 0 | 0 | 0 |
| Theft From Motor Vehicle | 175 | 27 | 11 | 2 |
| Theft of Motor Vehicle Parts | 174 | 20 | 10 | 1 |
| Theft - All Other Larceny | 344 | 83 | 30 | 3 |
| Crimes Against Society | | | | |
| Drug/Narcotic Violations | 384 | 382 | 371 | 15 |
| Drug/Narcotic Equipment Violations | 133 | 133 | 27 | 2 |
| Gambling - Betting/Wagering | 0 | 0 | 0 | 0 |
| Gambling - Operating/Promoting | 0 | 0 | 0 | 0 |
| Gambling - Equipment Violations | 1 | 1 | 1 | 0 |
| Gambling - Sports Tampering | 0 | 0 | 0 | 0 |
| Pornography/Obscene Material | 0 | 0 | 0 | 0 |
| Prostitution | 0 | 0 | 0 | 0 |
| Prostitution Assisting/Promoting | 0 | 0 | 0 | 0 |
| Weapon Law Violations | 26 | 24 | 26 | 0 |
| Total Group A Offenses | 4,691 | 2,535 | 1,290 | 109 |



Moscow Police Department - 2007

2006 Population Estimate 556

Offense Overview

Offense Total 44
 Number Cleared 22
 Percent Cleared 50.00 %

Group A Crimes per 100,000 population 7,913.7

Arrest Overview

Total Arrests 82
 Adult Arrests 79
 Juvenile Arrests 3
 Unknown Age 0

Arrests per 100,000 population 14,748.2

Average number offenses/incident 1.29

Domestic Violence Victims

| Offense | Total | Arrests |
|-------------------------|-----------|----------|
| Murder | 0 | 0 |
| Aggravated Assault | 2 | 0 |
| Simple Assault | 8 | 4 |
| Intimidation | 1 | 0 |
| Stalking | 0 | 0 |
| Forcible Rape | 0 | 0 |
| Forcible Sodomy | 0 | 0 |
| Sexual Assault W/Object | 0 | 0 |
| Forcible Fondling | 0 | 0 |
| Incest | 0 | 0 |
| Statutory Rape | 0 | 0 |
| Kidnaping/Abduction | 0 | 0 |
| Total | 11 | 4 |

TIBRS Group B Arrests

| Offense | Adult | Juvenile |
|-----------------------|-----------|----------|
| Bad Checks | 0 | 0 |
| Curfew/Vagrancy | 0 | 0 |
| Disorderly Conduct | 2 | 0 |
| DUI | 18 | 0 |
| Drunkenness | 1 | 0 |
| Family-Non Violent | 0 | 0 |
| Liquor Law Violations | 2 | 2 |
| Peeping Tom | 0 | 0 |
| Runaway | 0 | 0 |
| Trespass | 1 | 0 |
| All Other Offenses | 39 | 0 |
| Total Group B | 63 | 2 |

| TIBRS Group A Offenses | Offenses | | Arrests | |
|------------------------------------|-----------|-----------|-----------|----------|
| | Reported | Cleared | Adult | Juvenile |
| Crimes Against Persons | | | | |
| Murder | 0 | 0 | 0 | 0 |
| Negligent Manslaughter | 0 | 0 | 0 | 0 |
| Kidnaping/Abduction | 0 | 0 | 0 | 0 |
| Forcible Rape | 0 | 0 | 0 | 0 |
| Forcible Sodomy | 0 | 0 | 0 | 0 |
| Sexual Assault W/Object | 0 | 0 | 0 | 0 |
| Forcible Fondling | 0 | 0 | 0 | 0 |
| Incest | 0 | 0 | 0 | 0 |
| Statutory Rape | 0 | 0 | 0 | 0 |
| Aggravated Assault | 2 | 0 | 0 | 0 |
| Simple Assault | 9 | 5 | 4 | 1 |
| Intimidation | 1 | 0 | 0 | 0 |
| Stalking | 0 | 0 | 0 | 0 |
| Crimes Against Property | | | | |
| Arson | 0 | 0 | 0 | 0 |
| Bribery | 0 | 0 | 0 | 0 |
| Burglary | 2 | 0 | 0 | 0 |
| Counterfeiting/Forgery | 0 | 0 | 0 | 0 |
| Destruction/Damage/Vandalism | 5 | 0 | 0 | 0 |
| Embezzlement | 1 | 0 | 0 | 0 |
| Extortion/Blackmail | 0 | 0 | 0 | 0 |
| Fraud - False Pretenses | 1 | 0 | 0 | 0 |
| Fraud - Credit Card/ATM | 0 | 0 | 0 | 0 |
| Fraud - Impersonation | 0 | 0 | 0 | 0 |
| Fraud - Welfare | 0 | 0 | 0 | 0 |
| Fraud - Wire | 0 | 0 | 0 | 0 |
| Motor Vehicle Theft | 2 | 1 | 0 | 0 |
| Robbery | 1 | 0 | 0 | 0 |
| Stolen Property Offenses | 0 | 0 | 0 | 0 |
| Theft - Pocket-picking | 0 | 0 | 0 | 0 |
| Theft - Purse Snatching | 0 | 0 | 0 | 0 |
| Theft - Shoplifting | 1 | 1 | 1 | 0 |
| Theft From Building | 2 | 1 | 1 | 0 |
| Theft From Coin Machine | 0 | 0 | 0 | 0 |
| Theft From Motor Vehicle | 1 | 0 | 0 | 0 |
| Theft of Motor Vehicle Parts | 0 | 0 | 0 | 0 |
| Theft - All Other Larceny | 0 | 0 | 0 | 0 |
| Crimes Against Society | | | | |
| Drug/Narcotic Violations | 9 | 9 | 10 | 0 |
| Drug/Narcotic Equipment Violations | 4 | 4 | 0 | 0 |
| Gambling - Betting/Wagering | 0 | 0 | 0 | 0 |
| Gambling - Operating/Promoting | 0 | 0 | 0 | 0 |
| Gambling - Equipment Violations | 0 | 0 | 0 | 0 |
| Gambling - Sports Tampering | 0 | 0 | 0 | 0 |
| Pornography/Obscene Material | 0 | 0 | 0 | 0 |
| Prostitution | 0 | 0 | 0 | 0 |
| Prostitution Assisting/Promoting | 0 | 0 | 0 | 0 |
| Weapon Law Violations | 3 | 1 | 0 | 0 |
| Total Group A Offenses | 44 | 22 | 16 | 1 |



Mount Carmel Police Department - 2007

2006 Population Estimate 5,356

Offense Overview

Offense Total 258
Number Cleared 136
Percent Cleared 52.71 %

Group A Crimes per 100,000 population 4,817.0

Arrest Overview

Total Arrests 172
Adult Arrests 158
Juvenile Arrests 14
Unknown Age 0

Arrests per 100,000 population 3,211.4

Average number offenses/incident 1.08

Domestic Violence Victims

| Offense | Total | Arrests |
|-------------------------|-----------|-----------|
| Murder | 0 | 0 |
| Aggravated Assault | 1 | 0 |
| Simple Assault | 17 | 14 |
| Intimidation | 9 | 0 |
| Stalking | 0 | 0 |
| Forcible Rape | 0 | 0 |
| Forcible Sodomy | 0 | 0 |
| Sexual Assault W/Object | 0 | 0 |
| Forcible Fondling | 0 | 0 |
| Incest | 1 | 0 |
| Statutory Rape | 0 | 0 |
| Kidnaping/Abduction | 0 | 0 |
| Total | 28 | 14 |

TIBRS Group B Arrests

| Offense | Adult | Juvenile |
|-----------------------|-----------|----------|
| Bad Checks | 0 | 0 |
| Curfew/Vagrancy | 0 | 0 |
| Disorderly Conduct | 0 | 0 |
| DUI | 33 | 0 |
| Drunkenness | 13 | 4 |
| Family-Non Violent | 3 | 0 |
| Liquor Law Violations | 8 | 1 |
| Peeping Tom | 0 | 0 |
| Runaway | 0 | 1 |
| Trespass | 3 | 1 |
| All Other Offenses | 3 | 0 |
| Total Group B | 63 | 7 |

| TIBRS Group A Offenses | Offenses | | Arrests | |
|------------------------------------|------------|------------|-----------|----------|
| | Reported | Cleared | Adult | Juvenile |
| Crimes Against Persons | | | | |
| Murder | 0 | 0 | 0 | 0 |
| Negligent Manslaughter | 0 | 0 | 0 | 0 |
| Kidnaping/Abduction | 0 | 0 | 0 | 0 |
| Forcible Rape | 0 | 0 | 0 | 0 |
| Forcible Sodomy | 0 | 0 | 0 | 0 |
| Sexual Assault W/Object | 0 | 0 | 0 | 0 |
| Forcible Fondling | 0 | 0 | 0 | 0 |
| Incest | 1 | 1 | 0 | 0 |
| Statutory Rape | 0 | 0 | 0 | 0 |
| Aggravated Assault | 3 | 1 | 1 | 1 |
| Simple Assault | 26 | 19 | 17 | 0 |
| Intimidation | 21 | 3 | 0 | 0 |
| Stalking | 1 | 0 | 0 | 0 |
| Crimes Against Property | | | | |
| Arson | 0 | 0 | 0 | 0 |
| Bribery | 0 | 0 | 0 | 0 |
| Burglary | 20 | 9 | 5 | 1 |
| Counterfeiting/Forgery | 3 | 1 | 1 | 0 |
| Destruction/Damage/Vandalism | 31 | 9 | 3 | 2 |
| Embezzlement | 0 | 0 | 0 | 0 |
| Extortion/Blackmail | 0 | 0 | 0 | 0 |
| Fraud - False Pretenses | 3 | 0 | 0 | 0 |
| Fraud - Credit Card/ATM | 2 | 1 | 1 | 0 |
| Fraud - Impersonation | 2 | 2 | 2 | 0 |
| Fraud - Welfare | 0 | 0 | 0 | 0 |
| Fraud - Wire | 1 | 1 | 0 | 0 |
| Motor Vehicle Theft | 7 | 4 | 0 | 0 |
| Robbery | 0 | 0 | 0 | 0 |
| Stolen Property Offenses | 0 | 0 | 1 | 0 |
| Theft - Pocket-picking | 1 | 0 | 0 | 0 |
| Theft - Purse Snatching | 0 | 0 | 0 | 0 |
| Theft - Shoplifting | 9 | 1 | 1 | 0 |
| Theft From Building | 25 | 10 | 9 | 0 |
| Theft From Coin Machine | 1 | 0 | 0 | 0 |
| Theft From Motor Vehicle | 13 | 9 | 8 | 0 |
| Theft of Motor Vehicle Parts | 8 | 0 | 0 | 0 |
| Theft - All Other Larceny | 25 | 10 | 4 | 0 |
| Crimes Against Society | | | | |
| Drug/Narcotic Violations | 40 | 40 | 34 | 3 |
| Drug/Narcotic Equipment Violations | 13 | 13 | 6 | 0 |
| Gambling - Betting/Wagering | 0 | 0 | 0 | 0 |
| Gambling - Operating/Promoting | 0 | 0 | 0 | 0 |
| Gambling - Equipment Violations | 0 | 0 | 0 | 0 |
| Gambling - Sports Tampering | 0 | 0 | 0 | 0 |
| Pornography/Obscene Material | 0 | 0 | 0 | 0 |
| Prostitution | 0 | 0 | 0 | 0 |
| Prostitution Assisting/Promoting | 0 | 0 | 0 | 0 |
| Weapon Law Violations | 2 | 2 | 2 | 0 |
| Total Group A Offenses | 258 | 136 | 95 | 7 |



Mount Juliet Police Department - 2007

2006 Population Estimate 19,369

Offense Overview

Offense Total 1,398
Number Cleared 935
Percent Cleared 66.88 %

Group A Crimes per 100,000 population 7,217.7

Arrest Overview

Total Arrests 1,229
Adult Arrests 1,081
Juvenile Arrests 148
Unknown Age 3

Arrests per 100,000 population 6,345.2

Average number offenses/incident 1.19

Domestic Violence Victims

| Offense | Total | Arrests |
|-------------------------|------------|-----------|
| Murder | 0 | 0 |
| Aggravated Assault | 21 | 12 |
| Simple Assault | 87 | 48 |
| Intimidation | 9 | 0 |
| Stalking | 0 | 0 |
| Forcible Rape | 0 | 0 |
| Forcible Sodomy | 0 | 0 |
| Sexual Assault W/Object | 2 | 1 |
| Forcible Fondling | 1 | 0 |
| Incest | 0 | 0 |
| Statutory Rape | 1 | 1 |
| Kidnaping/Abduction | 0 | 0 |
| Total | 121 | 62 |

TIBRS Group B Arrests

| Offense | Adult | Juvenile |
|-----------------------|------------|-----------|
| Bad Checks | 0 | 0 |
| Curfew/Vagrancy | 0 | 0 |
| Disorderly Conduct | 9 | 7 |
| DUI | 120 | 1 |
| Drunkenness | 58 | 1 |
| Family-Non Violent | 1 | 0 |
| Liquor Law Violations | 59 | 7 |
| Peeping Tom | 0 | 0 |
| Runaway | 0 | 0 |
| Trespass | 7 | 2 |
| All Other Offenses | 89 | 18 |
| Total Group B | 343 | 36 |

| TIBRS Group A Offenses | Offenses | | Arrests | |
|------------------------------------|--------------|------------|------------|------------|
| | Reported | Cleared | Adult | Juvenile |
| Crimes Against Persons | | | | |
| Murder | 0 | 0 | 0 | 0 |
| Negligent Manslaughter | 0 | 0 | 0 | 0 |
| Kidnaping/Abduction | 0 | 0 | 0 | 0 |
| Forcible Rape | 1 | 0 | 0 | 0 |
| Forcible Sodomy | 0 | 0 | 0 | 0 |
| Sexual Assault W/Object | 11 | 8 | 1 | 1 |
| Forcible Fondling | 2 | 0 | 0 | 0 |
| Incest | 0 | 0 | 0 | 0 |
| Statutory Rape | 1 | 1 | 1 | 0 |
| Aggravated Assault | 52 | 47 | 24 | 2 |
| Simple Assault | 141 | 117 | 54 | 8 |
| Intimidation | 38 | 20 | 1 | 0 |
| Stalking | 3 | 2 | 0 | 0 |
| Crimes Against Property | | | | |
| Arson | 11 | 9 | 9 | 0 |
| Bribery | 0 | 0 | 0 | 0 |
| Burglary | 73 | 13 | 3 | 0 |
| Counterfeiting/Forgery | 20 | 10 | 3 | 0 |
| Destruction/Damage/Vandalism | 146 | 76 | 189 | 13 |
| Embezzlement | 22 | 15 | 11 | 1 |
| Extortion/Blackmail | 0 | 0 | 0 | 0 |
| Fraud - False Pretenses | 19 | 9 | 4 | 0 |
| Fraud - Credit Card/ATM | 10 | 2 | 1 | 0 |
| Fraud - Impersonation | 13 | 8 | 3 | 1 |
| Fraud - Welfare | 0 | 0 | 0 | 0 |
| Fraud - Wire | 1 | 0 | 0 | 0 |
| Motor Vehicle Theft | 18 | 5 | 0 | 0 |
| Robbery | 8 | 4 | 3 | 0 |
| Stolen Property Offenses | 6 | 5 | 6 | 0 |
| Theft - Pocket-picking | 0 | 0 | 0 | 0 |
| Theft - Purse Snatching | 0 | 0 | 0 | 0 |
| Theft - Shoplifting | 85 | 65 | 42 | 40 |
| Theft From Building | 54 | 15 | 3 | 4 |
| Theft From Coin Machine | 2 | 0 | 0 | 0 |
| Theft From Motor Vehicle | 55 | 17 | 31 | 2 |
| Theft of Motor Vehicle Parts | 40 | 7 | 1 | 0 |
| Theft - All Other Larceny | 98 | 27 | 11 | 1 |
| Crimes Against Society | | | | |
| Drug/Narcotic Violations | 291 | 279 | 267 | 32 |
| Drug/Narcotic Equipment Violations | 136 | 133 | 45 | 4 |
| Gambling - Betting/Wagering | 0 | 0 | 0 | 0 |
| Gambling - Operating/Promoting | 0 | 0 | 0 | 0 |
| Gambling - Equipment Violations | 0 | 0 | 0 | 0 |
| Gambling - Sports Tampering | 0 | 0 | 0 | 0 |
| Pornography/Obscene Material | 0 | 0 | 0 | 0 |
| Prostitution | 1 | 1 | 0 | 0 |
| Prostitution Assisting/Promoting | 1 | 1 | 1 | 0 |
| Weapon Law Violations | 39 | 39 | 24 | 3 |
| Total Group A Offenses | 1,398 | 935 | 738 | 112 |



Mount Pleasant Police Department - 2007

2006 Population Estimate 4,448

Offense Overview

Offense Total 560
 Number Cleared 129
 Percent Cleared 23.04 %

Group A Crimes per 100,000 population 12,589.9

Arrest Overview

Total Arrests 248
 Adult Arrests 217
 Juvenile Arrests 31
 Unknown Age 0

Arrests per 100,000 population 5,575.5

Average number offenses/incident 1.05

Domestic Violence Victims

| Offense | Total | Arrests |
|-------------------------|-----------|-----------|
| Murder | 0 | 0 |
| Aggravated Assault | 8 | 6 |
| Simple Assault | 31 | 23 |
| Intimidation | 1 | 0 |
| Stalking | 0 | 0 |
| Forcible Rape | 0 | 0 |
| Forcible Sodomy | 0 | 0 |
| Sexual Assault W/Object | 0 | 0 |
| Forcible Fondling | 0 | 0 |
| Incest | 0 | 0 |
| Statutory Rape | 0 | 0 |
| Kidnaping/Abduction | 0 | 0 |
| Total | 40 | 29 |

TIBRS Group B Arrests

| Offense | Adult | Juvenile |
|-----------------------|-----------|-----------|
| Bad Checks | 0 | 0 |
| Curfew/Vagrancy | 0 | 1 |
| Disorderly Conduct | 1 | 0 |
| DUI | 13 | 1 |
| Drunkenness | 8 | 0 |
| Family-Non Violent | 1 | 0 |
| Liquor Law Violations | 5 | 3 |
| Peeping Tom | 0 | 0 |
| Runaway | 0 | 6 |
| Trespass | 1 | 1 |
| All Other Offenses | 57 | 7 |
| Total Group B | 86 | 19 |

| TIBRS Group A Offenses | Offenses | | Arrests | |
|------------------------------------|------------|------------|------------|-----------|
| | Reported | Cleared | Adult | Juvenile |
| Crimes Against Persons | | | | |
| Murder | 1 | 1 | 1 | 0 |
| Negligent Manslaughter | 0 | 0 | 0 | 0 |
| Kidnaping/Abduction | 2 | 1 | 1 | 0 |
| Forcible Rape | 3 | 0 | 0 | 0 |
| Forcible Sodomy | 0 | 0 | 0 | 0 |
| Sexual Assault W/Object | 0 | 0 | 0 | 0 |
| Forcible Fondling | 2 | 0 | 0 | 0 |
| Incest | 0 | 0 | 0 | 0 |
| Statutory Rape | 0 | 0 | 0 | 0 |
| Aggravated Assault | 34 | 13 | 16 | 1 |
| Simple Assault | 80 | 30 | 29 | 1 |
| Intimidation | 28 | 0 | 0 | 0 |
| Stalking | 1 | 0 | 0 | 0 |
| Crimes Against Property | | | | |
| Arson | 0 | 0 | 0 | 0 |
| Bribery | 0 | 0 | 0 | 0 |
| Burglary | 50 | 5 | 7 | 0 |
| Counterfeiting/Forgery | 21 | 3 | 4 | 0 |
| Destruction/Damage/Vandalism | 88 | 3 | 2 | 6 |
| Embezzlement | 0 | 0 | 0 | 0 |
| Extortion/Blackmail | 1 | 1 | 1 | 0 |
| Fraud - False Pretenses | 8 | 2 | 2 | 0 |
| Fraud - Credit Card/ATM | 4 | 1 | 1 | 0 |
| Fraud - Impersonation | 5 | 1 | 1 | 0 |
| Fraud - Welfare | 0 | 0 | 0 | 0 |
| Fraud - Wire | 2 | 0 | 0 | 0 |
| Motor Vehicle Theft | 16 | 2 | 1 | 1 |
| Robbery | 2 | 0 | 0 | 0 |
| Stolen Property Offenses | 0 | 0 | 0 | 0 |
| Theft - Pocket-picking | 1 | 0 | 0 | 0 |
| Theft - Purse Snatching | 1 | 0 | 0 | 0 |
| Theft - Shoplifting | 12 | 9 | 10 | 0 |
| Theft From Building | 18 | 7 | 7 | 0 |
| Theft From Coin Machine | 0 | 0 | 0 | 0 |
| Theft From Motor Vehicle | 28 | 2 | 1 | 0 |
| Theft of Motor Vehicle Parts | 11 | 1 | 1 | 0 |
| Theft - All Other Larceny | 94 | 5 | 4 | 1 |
| Crimes Against Society | | | | |
| Drug/Narcotic Violations | 35 | 30 | 33 | 2 |
| Drug/Narcotic Equipment Violations | 6 | 6 | 3 | 0 |
| Gambling - Betting/Wagering | 0 | 0 | 0 | 0 |
| Gambling - Operating/Promoting | 0 | 0 | 0 | 0 |
| Gambling - Equipment Violations | 0 | 0 | 0 | 0 |
| Gambling - Sports Tampering | 0 | 0 | 0 | 0 |
| Pornography/Obscene Material | 0 | 0 | 0 | 0 |
| Prostitution | 0 | 0 | 0 | 0 |
| Prostitution Assisting/Promoting | 0 | 0 | 0 | 0 |
| Weapon Law Violations | 6 | 6 | 6 | 0 |
| Total Group A Offenses | 560 | 129 | 131 | 12 |



Mountain City Police Department - 2007

2006 Population Estimate **2,402**

Offense Overview

Offense Total 120
 Number Cleared 32
 Percent Cleared 26.67 %

Group A Crimes per 100,000
 population 4,995.8

Arrest Overview

Total Arrests 99
 Adult Arrests 99
 Juvenile Arrests 0
 Unknown Age 0

Arrests per 100,000 population 4,121.6

Average number offenses/incident 1.03

Domestic Violence Victims

| Offense | Total | Arrests |
|-------------------------|-----------|-----------|
| Murder | 0 | 0 |
| Aggravated Assault | 2 | 2 |
| Simple Assault | 9 | 9 |
| Intimidation | 0 | 0 |
| Stalking | 0 | 0 |
| Forcible Rape | 0 | 0 |
| Forcible Sodomy | 0 | 0 |
| Sexual Assault W/Object | 0 | 0 |
| Forcible Fondling | 0 | 0 |
| Incest | 0 | 0 |
| Statutory Rape | 0 | 0 |
| Kidnaping/Abduction | 0 | 0 |
| Total | 11 | 11 |

TIBRS Group B Arrests

| Offense | Adult | Juvenile |
|-----------------------|-----------|----------|
| Bad Checks | 0 | 0 |
| Curfew/Vagrancy | 0 | 0 |
| Disorderly Conduct | 8 | 0 |
| DUI | 13 | 0 |
| Drunkenness | 24 | 0 |
| Family-Non Violent | 0 | 0 |
| Liquor Law Violations | 0 | 0 |
| Peeping Tom | 0 | 0 |
| Runaway | 0 | 0 |
| Trespass | 0 | 0 |
| All Other Offenses | 25 | 0 |
| Total Group B | 70 | 0 |

| TIBRS Group A Offenses | Offenses | | Arrests | |
|------------------------------------|------------|-----------|-----------|----------|
| | Reported | Cleared | Adult | Juvenile |
| Crimes Against Persons | | | | |
| Murder | 0 | 0 | 0 | 0 |
| Negligent Manslaughter | 0 | 0 | 0 | 0 |
| Kidnaping/Abduction | 0 | 0 | 0 | 0 |
| Forcible Rape | 3 | 0 | 0 | 0 |
| Forcible Sodomy | 0 | 0 | 0 | 0 |
| Sexual Assault W/Object | 0 | 0 | 0 | 0 |
| Forcible Fondling | 1 | 0 | 0 | 0 |
| Incest | 0 | 0 | 0 | 0 |
| Statutory Rape | 0 | 0 | 0 | 0 |
| Aggravated Assault | 5 | 2 | 2 | 0 |
| Simple Assault | 18 | 10 | 10 | 0 |
| Intimidation | 2 | 0 | 0 | 0 |
| Stalking | 0 | 0 | 0 | 0 |
| Crimes Against Property | | | | |
| Arson | 0 | 0 | 0 | 0 |
| Bribery | 0 | 0 | 0 | 0 |
| Burglary | 14 | 2 | 2 | 0 |
| Counterfeiting/Forgery | 2 | 1 | 1 | 0 |
| Destruction/Damage/Vandalism | 19 | 2 | 0 | 0 |
| Embezzlement | 0 | 0 | 0 | 0 |
| Extortion/Blackmail | 0 | 0 | 0 | 0 |
| Fraud - False Pretenses | 8 | 0 | 1 | 0 |
| Fraud - Credit Card/ATM | 1 | 0 | 0 | 0 |
| Fraud - Impersonation | 0 | 0 | 0 | 0 |
| Fraud - Welfare | 0 | 0 | 0 | 0 |
| Fraud - Wire | 0 | 0 | 0 | 0 |
| Motor Vehicle Theft | 6 | 4 | 3 | 0 |
| Robbery | 1 | 0 | 0 | 0 |
| Stolen Property Offenses | 0 | 0 | 1 | 0 |
| Theft - Pocket-picking | 0 | 0 | 0 | 0 |
| Theft - Purse Snatching | 0 | 0 | 0 | 0 |
| Theft - Shoplifting | 8 | 4 | 2 | 0 |
| Theft From Building | 11 | 1 | 2 | 0 |
| Theft From Coin Machine | 0 | 0 | 0 | 0 |
| Theft From Motor Vehicle | 7 | 0 | 0 | 0 |
| Theft of Motor Vehicle Parts | 0 | 0 | 0 | 0 |
| Theft - All Other Larceny | 11 | 3 | 2 | 0 |
| Crimes Against Society | | | | |
| Drug/Narcotic Violations | 1 | 1 | 2 | 0 |
| Drug/Narcotic Equipment Violations | 2 | 2 | 1 | 0 |
| Gambling - Betting/Wagering | 0 | 0 | 0 | 0 |
| Gambling - Operating/Promoting | 0 | 0 | 0 | 0 |
| Gambling - Equipment Violations | 0 | 0 | 0 | 0 |
| Gambling - Sports Tampering | 0 | 0 | 0 | 0 |
| Pornography/Obscene Material | 0 | 0 | 0 | 0 |
| Prostitution | 0 | 0 | 0 | 0 |
| Prostitution Assisting/Promoting | 0 | 0 | 0 | 0 |
| Weapon Law Violations | 0 | 0 | 0 | 0 |
| Total Group A Offenses | 120 | 32 | 29 | 0 |



Munford Police Department - 2007

2006 Population Estimate 6,062

Offense Overview

Offense Total 592
Number Cleared 274
Percent Cleared 46.28 %

Group A Crimes per 100,000 population 9,765.8

Arrest Overview

Total Arrests 304
Adult Arrests 230
Juvenile Arrests 74
Unknown Age 0

Arrests per 100,000 population 5,014.8

Average number offenses/incident 1.13

Domestic Violence Victims

| Offense | Total | Arrests |
|-------------------------|-----------|-----------|
| Murder | 0 | 0 |
| Aggravated Assault | 2 | 2 |
| Simple Assault | 40 | 40 |
| Intimidation | 1 | 1 |
| Stalking | 0 | 0 |
| Forcible Rape | 0 | 0 |
| Forcible Sodomy | 0 | 0 |
| Sexual Assault W/Object | 0 | 0 |
| Forcible Fondling | 0 | 0 |
| Incest | 0 | 0 |
| Statutory Rape | 0 | 0 |
| Kidnaping/Abduction | 0 | 0 |
| Total | 43 | 43 |

TIBRS Group B Arrests

| Offense | Adult | Juvenile |
|-----------------------|-----------|-----------|
| Bad Checks | 0 | 0 |
| Curfew/Vagrancy | 0 | 2 |
| Disorderly Conduct | 1 | 1 |
| DUI | 22 | 0 |
| Drunkenness | 7 | 1 |
| Family-Non Violent | 1 | 0 |
| Liquor Law Violations | 25 | 8 |
| Peeping Tom | 0 | 0 |
| Runaway | 0 | 5 |
| Trespass | 1 | 0 |
| All Other Offenses | 2 | 0 |
| Total Group B | 59 | 17 |

| TIBRS Group A Offenses | Offenses | | Arrests | |
|------------------------------------|------------|------------|------------|-----------|
| | Reported | Cleared | Adult | Juvenile |
| Crimes Against Persons | | | | |
| Murder | 0 | 0 | 0 | 0 |
| Negligent Manslaughter | 0 | 0 | 0 | 0 |
| Kidnaping/Abduction | 0 | 0 | 0 | 0 |
| Forcible Rape | 1 | 0 | 0 | 0 |
| Forcible Sodomy | 0 | 0 | 0 | 0 |
| Sexual Assault W/Object | 0 | 0 | 0 | 0 |
| Forcible Fondling | 1 | 0 | 0 | 0 |
| Incest | 0 | 0 | 0 | 0 |
| Statutory Rape | 0 | 0 | 0 | 0 |
| Aggravated Assault | 18 | 7 | 4 | 2 |
| Simple Assault | 85 | 55 | 40 | 14 |
| Intimidation | 32 | 5 | 3 | 1 |
| Stalking | 0 | 0 | 0 | 0 |
| Crimes Against Property | | | | |
| Arson | 0 | 0 | 0 | 0 |
| Bribery | 0 | 0 | 0 | 0 |
| Burglary | 37 | 7 | 4 | 5 |
| Counterfeiting/Forgery | 16 | 4 | 3 | 0 |
| Destruction/Damage/Vandalism | 81 | 3 | 2 | 4 |
| Embezzlement | 1 | 0 | 0 | 0 |
| Extortion/Blackmail | 0 | 0 | 0 | 0 |
| Fraud - False Pretenses | 3 | 1 | 1 | 0 |
| Fraud - Credit Card/ATM | 7 | 1 | 1 | 0 |
| Fraud - Impersonation | 6 | 2 | 2 | 0 |
| Fraud - Welfare | 0 | 0 | 0 | 0 |
| Fraud - Wire | 0 | 0 | 0 | 0 |
| Motor Vehicle Theft | 14 | 2 | 1 | 6 |
| Robbery | 0 | 0 | 0 | 0 |
| Stolen Property Offenses | 1 | 1 | 1 | 0 |
| Theft - Pocket-picking | 0 | 0 | 0 | 0 |
| Theft - Purse Snatching | 0 | 0 | 0 | 0 |
| Theft - Shoplifting | 8 | 5 | 1 | 4 |
| Theft From Building | 4 | 1 | 0 | 1 |
| Theft From Coin Machine | 0 | 0 | 0 | 0 |
| Theft From Motor Vehicle | 27 | 2 | 1 | 1 |
| Theft of Motor Vehicle Parts | 5 | 0 | 0 | 0 |
| Theft - All Other Larceny | 68 | 4 | 1 | 3 |
| Crimes Against Society | | | | |
| Drug/Narcotic Violations | 95 | 93 | 87 | 13 |
| Drug/Narcotic Equipment Violations | 69 | 68 | 9 | 1 |
| Gambling - Betting/Wagering | 0 | 0 | 0 | 0 |
| Gambling - Operating/Promoting | 0 | 0 | 0 | 0 |
| Gambling - Equipment Violations | 0 | 0 | 0 | 0 |
| Gambling - Sports Tampering | 0 | 0 | 0 | 0 |
| Pornography/Obscene Material | 0 | 0 | 0 | 0 |
| Prostitution | 0 | 0 | 0 | 0 |
| Prostitution Assisting/Promoting | 0 | 0 | 0 | 0 |
| Weapon Law Violations | 13 | 13 | 10 | 2 |
| Total Group A Offenses | 592 | 274 | 171 | 57 |



Murfreesboro Police Department - 2007

2006 Population Estimate 92,559

Offense Overview

Offense Total 11,743
 Number Cleared 2,957
 Percent Cleared 25.18 %

Group A Crimes per 100,000 population 12,687.0

Arrest Overview

Total Arrests 7,111
 Adult Arrests 6,289
 Juvenile Arrests 822
 Unknown Age 1

Arrests per 100,000 population 7,682.7

Average number offenses/incident 1.19

Domestic Violence Victims

| Offense | Total | Arrests |
|-------------------------|--------------|------------|
| Murder | 0 | 0 |
| Aggravated Assault | 207 | 86 |
| Simple Assault | 983 | 258 |
| Intimidation | 956 | 9 |
| Stalking | 23 | 1 |
| Forcible Rape | 4 | 0 |
| Forcible Sodomy | 0 | 0 |
| Sexual Assault W/Object | 12 | 0 |
| Forcible Fondling | 15 | 0 |
| Incest | 0 | 0 |
| Statutory Rape | 5 | 1 |
| Kidnaping/Abduction | 27 | 4 |
| Total | 2,232 | 359 |

TIBRS Group B Arrests

| Offense | Adult | Juvenile |
|-----------------------|--------------|------------|
| Bad Checks | 1 | 0 |
| Curfew/Vagrancy | 2 | 201 |
| Disorderly Conduct | 100 | 35 |
| DUI | 720 | 7 |
| Drunkenness | 516 | 4 |
| Family-Non Violent | 8 | 0 |
| Liquor Law Violations | 716 | 25 |
| Peeping Tom | 0 | 0 |
| Runaway | 0 | 26 |
| Trespass | 54 | 12 |
| All Other Offenses | 1,789 | 141 |
| Total Group B | 3,906 | 451 |

| TIBRS Group A Offenses | Offenses | | Arrests | |
|------------------------------------|---------------|--------------|--------------|------------|
| | Reported | Cleared | Adult | Juvenile |
| Crimes Against Persons | | | | |
| Murder | 4 | 1 | 0 | 0 |
| Negligent Manslaughter | 0 | 0 | 0 | 0 |
| Kidnaping/Abduction | 46 | 11 | 10 | 2 |
| Forcible Rape | 29 | 5 | 3 | 0 |
| Forcible Sodomy | 0 | 0 | 0 | 0 |
| Sexual Assault W/Object | 54 | 4 | 3 | 0 |
| Forcible Fondling | 24 | 2 | 0 | 0 |
| Incest | 0 | 0 | 0 | 0 |
| Statutory Rape | 16 | 4 | 7 | 0 |
| Aggravated Assault | 523 | 168 | 118 | 18 |
| Simple Assault | 1,476 | 357 | 297 | 38 |
| Intimidation | 1,108 | 21 | 10 | 0 |
| Stalking | 51 | 2 | 2 | 0 |
| Crimes Against Property | | | | |
| Arson | 13 | 2 | 0 | 1 |
| Bribery | 0 | 0 | 0 | 0 |
| Burglary | 937 | 55 | 36 | 32 |
| Counterfeiting/Forgery | 170 | 10 | 8 | 0 |
| Destruction/Damage/Vandalism | 1,544 | 69 | 14 | 20 |
| Embezzlement | 41 | 10 | 11 | 0 |
| Extortion/Blackmail | 0 | 0 | 0 | 0 |
| Fraud - False Pretenses | 298 | 7 | 4 | 0 |
| Fraud - Credit Card/ATM | 154 | 3 | 0 | 0 |
| Fraud - Impersonation | 138 | 83 | 80 | 10 |
| Fraud - Welfare | 0 | 0 | 0 | 0 |
| Fraud - Wire | 1 | 0 | 0 | 0 |
| Motor Vehicle Theft | 228 | 17 | 15 | 2 |
| Robbery | 137 | 17 | 27 | 1 |
| Stolen Property Offenses | 0 | 0 | 4 | 2 |
| Theft - Pocket-picking | 6 | 1 | 0 | 0 |
| Theft - Purse Snatching | 4 | 1 | 0 | 0 |
| Theft - Shoplifting | 676 | 384 | 351 | 151 |
| Theft From Building | 230 | 5 | 2 | 1 |
| Theft From Coin Machine | 10 | 1 | 2 | 0 |
| Theft From Motor Vehicle | 782 | 16 | 20 | 0 |
| Theft of Motor Vehicle Parts | 283 | 5 | 7 | 0 |
| Theft - All Other Larceny | 1,094 | 55 | 35 | 4 |
| Crimes Against Society | | | | |
| Drug/Narcotic Violations | 976 | 964 | 980 | 69 |
| Drug/Narcotic Equipment Violations | 616 | 609 | 301 | 10 |
| Gambling - Betting/Wagering | 0 | 0 | 0 | 0 |
| Gambling - Operating/Promoting | 0 | 0 | 0 | 0 |
| Gambling - Equipment Violations | 0 | 0 | 0 | 0 |
| Gambling - Sports Tampering | 0 | 0 | 0 | 0 |
| Pornography/Obscene Material | 3 | 0 | 0 | 0 |
| Prostitution | 1 | 1 | 2 | 0 |
| Prostitution Assisting/Promoting | 1 | 1 | 3 | 0 |
| Weapon Law Violations | 69 | 66 | 31 | 10 |
| Total Group A Offenses | 11,743 | 2,957 | 2,383 | 371 |



Nashville Metro Police Department - 2007

2006 Population Estimate **552,120**

Offense Overview

Offense Total 83,758
 Number Cleared 31,381
 Percent Cleared 37.47 %

Group A Crimes per 100,000
 population 15,170.3

Arrest Overview

Total Arrests 31,814
 Adult Arrests 28,486
 Juvenile Arrests 3,328
 Unknown Age 0

Arrests per 100,000 population 5,762.2

Average number offenses/incident 1.13

Domestic Violence Victims

| Offense | Total | Arrests |
|-------------------------|---------------|--------------|
| Murder | 6 | 2 |
| Aggravated Assault | 1,888 | 928 |
| Simple Assault | 7,881 | 2,396 |
| Intimidation | 1,736 | 304 |
| Stalking | 99 | 17 |
| Forcible Rape | 67 | 11 |
| Forcible Sodomy | 21 | 5 |
| Sexual Assault W/Object | 17 | 4 |
| Forcible Fondling | 50 | 6 |
| Incest | 2 | 0 |
| Statutory Rape | 26 | 5 |
| Kidnaping/Abduction | 57 | 29 |
| Total | 11,850 | 3,707 |

TIBRS Group B Arrests

| Offense | Adult | Juvenile |
|-----------------------|---------------|--------------|
| Bad Checks | 2 | 0 |
| Curfew/Vagrancy | 37 | 375 |
| Disorderly Conduct | 1,171 | 348 |
| DUI | 4,015 | 15 |
| Drunkenness | 2,056 | 2 |
| Family-Non Violent | 0 | 0 |
| Liquor Law Violations | 149 | 28 |
| Peeping Tom | 0 | 0 |
| Runaway | 0 | 570 |
| Trespass | 1,931 | 90 |
| All Other Offenses | 4,439 | 293 |
| Total Group B | 13,800 | 1,721 |

| TIBRS Group A Offenses | Offenses | | Arrests | |
|------------------------------------|---------------|---------------|---------------|--------------|
| | Reported | Cleared | Adult | Juvenile |
| Crimes Against Persons | | | | |
| Murder | 73 | 24 | 25 | 3 |
| Negligent Manslaughter | 1 | 0 | 0 | 0 |
| Kidnaping/Abduction | 170 | 76 | 54 | 2 |
| Forcible Rape | 298 | 74 | 25 | 8 |
| Forcible Sodomy | 70 | 20 | 5 | 3 |
| Sexual Assault W/Object | 41 | 15 | 6 | 1 |
| Forcible Fondling | 289 | 100 | 31 | 4 |
| Incest | 2 | 1 | 0 | 0 |
| Statutory Rape | 50 | 16 | 11 | 0 |
| Aggravated Assault | 5,642 | 3,412 | 1,405 | 165 |
| Simple Assault | 13,270 | 9,563 | 2,823 | 458 |
| Intimidation | 4,556 | 2,724 | 379 | 77 |
| Stalking | 178 | 115 | 29 | 0 |
| Crimes Against Property | | | | |
| Arson | 110 | 22 | 12 | 4 |
| Bribery | 1 | 0 | 0 | 0 |
| Burglary | 6,081 | 659 | 362 | 60 |
| Counterfeiting/Forgery | 573 | 106 | 100 | 5 |
| Destruction/Damage/Vandalism | 9,786 | 1,817 | 274 | 52 |
| Embezzlement | 336 | 103 | 65 | 3 |
| Extortion/Blackmail | 10 | 2 | 0 | 0 |
| Fraud - False Pretenses | 984 | 157 | 98 | 3 |
| Fraud - Credit Card/ATM | 479 | 6 | 2 | 0 |
| Fraud - Impersonation | 321 | 49 | 42 | 2 |
| Fraud - Welfare | 3 | 0 | 0 | 0 |
| Fraud - Wire | 32 | 0 | 0 | 0 |
| Motor Vehicle Theft | 2,559 | 168 | 67 | 16 |
| Robbery | 2,542 | 643 | 261 | 78 |
| Stolen Property Offenses | 29 | 19 | 17 | 1 |
| Theft - Pocket-picking | 100 | 3 | 0 | 0 |
| Theft - Purse Snatching | 115 | 17 | 7 | 4 |
| Theft - Shoplifting | 4,419 | 1,472 | 1,268 | 217 |
| Theft From Building | 4,200 | 375 | 65 | 4 |
| Theft From Coin Machine | 72 | 8 | 7 | 0 |
| Theft From Motor Vehicle | 5,279 | 209 | 125 | 12 |
| Theft of Motor Vehicle Parts | 3,775 | 60 | 32 | 5 |
| Theft - All Other Larceny | 5,071 | 817 | 200 | 35 |
| Crimes Against Society | | | | |
| Drug/Narcotic Violations | 6,454 | 4,294 | 4,829 | 270 |
| Drug/Narcotic Equipment Violations | 4,042 | 2,988 | 1,366 | 9 |
| Gambling - Betting/Wagering | 20 | 14 | 13 | 2 |
| Gambling - Operating/Promoting | 31 | 25 | 32 | 0 |
| Gambling - Equipment Violations | 94 | 71 | 24 | 5 |
| Gambling - Sports Tampering | 0 | 0 | 0 | 0 |
| Pornography/Obscene Material | 9 | 3 | 1 | 0 |
| Prostitution | 672 | 403 | 359 | 2 |
| Prostitution Assisting/Promoting | 7 | 4 | 2 | 0 |
| Weapon Law Violations | 912 | 727 | 263 | 97 |
| Total Group A Offenses | 83,758 | 31,381 | 14,686 | 1,607 |



New Hope Police Department - 2007

2006 Population Estimate 1,027

Offense Overview

Offense Total 17
 Number Cleared 3
 Percent Cleared 17.65 %

Group A Crimes per 100,000 population 1,655.3

Arrest Overview

Total Arrests 3
 Adult Arrests 3
 Juvenile Arrests 0
 Unknown Age 0

Arrests per 100,000 population 292.1

Average number offenses/incident 1.00

Domestic Violence Victims

| Offense | Total | Arrests |
|-------------------------|----------|----------|
| Murder | 0 | 0 |
| Aggravated Assault | 1 | 0 |
| Simple Assault | 1 | 0 |
| Intimidation | 2 | 0 |
| Stalking | 0 | 0 |
| Forcible Rape | 0 | 0 |
| Forcible Sodomy | 0 | 0 |
| Sexual Assault W/Object | 0 | 0 |
| Forcible Fondling | 0 | 0 |
| Incest | 0 | 0 |
| Statutory Rape | 0 | 0 |
| Kidnaping/Abduction | 0 | 0 |
| Total | 4 | 0 |

TIBRS Group B Arrests

| Offense | Adult | Juvenile |
|-----------------------|----------|----------|
| Bad Checks | 0 | 0 |
| Curfew/Vagrancy | 0 | 0 |
| Disorderly Conduct | 0 | 0 |
| DUI | 0 | 0 |
| Drunkenness | 0 | 0 |
| Family-Non Violent | 0 | 0 |
| Liquor Law Violations | 0 | 0 |
| Peeping Tom | 0 | 0 |
| Runaway | 0 | 0 |
| Trespass | 0 | 0 |
| All Other Offenses | 0 | 0 |
| Total Group B | 0 | 0 |

| TIBRS Group A Offenses | Offenses | | Arrests | |
|------------------------------------|-----------|----------|----------|----------|
| | Reported | Cleared | Adult | Juvenile |
| Crimes Against Persons | | | | |
| Murder | 0 | 0 | 0 | 0 |
| Negligent Manslaughter | 0 | 0 | 0 | 0 |
| Kidnaping/Abduction | 0 | 0 | 0 | 0 |
| Forcible Rape | 0 | 0 | 0 | 0 |
| Forcible Sodomy | 0 | 0 | 0 | 0 |
| Sexual Assault W/Object | 0 | 0 | 0 | 0 |
| Forcible Fondling | 0 | 0 | 0 | 0 |
| Incest | 0 | 0 | 0 | 0 |
| Statutory Rape | 0 | 0 | 0 | 0 |
| Aggravated Assault | 1 | 0 | 0 | 0 |
| Simple Assault | 1 | 0 | 0 | 0 |
| Intimidation | 3 | 0 | 0 | 0 |
| Stalking | 0 | 0 | 0 | 0 |
| Crimes Against Property | | | | |
| Arson | 0 | 0 | 0 | 0 |
| Bribery | 0 | 0 | 0 | 0 |
| Burglary | 4 | 1 | 1 | 0 |
| Counterfeiting/Forgery | 0 | 0 | 0 | 0 |
| Destruction/Damage/Vandalism | 3 | 0 | 0 | 0 |
| Embezzlement | 0 | 0 | 0 | 0 |
| Extortion/Blackmail | 0 | 0 | 0 | 0 |
| Fraud - False Pretenses | 0 | 0 | 0 | 0 |
| Fraud - Credit Card/ATM | 0 | 0 | 0 | 0 |
| Fraud - Impersonation | 0 | 0 | 0 | 0 |
| Fraud - Welfare | 0 | 0 | 0 | 0 |
| Fraud - Wire | 0 | 0 | 0 | 0 |
| Motor Vehicle Theft | 0 | 0 | 0 | 0 |
| Robbery | 0 | 0 | 0 | 0 |
| Stolen Property Offenses | 0 | 0 | 0 | 0 |
| Theft - Pocket-picking | 0 | 0 | 0 | 0 |
| Theft - Purse Snatching | 0 | 0 | 0 | 0 |
| Theft - Shoplifting | 0 | 0 | 0 | 0 |
| Theft From Building | 1 | 0 | 0 | 0 |
| Theft From Coin Machine | 0 | 0 | 0 | 0 |
| Theft From Motor Vehicle | 0 | 0 | 0 | 0 |
| Theft of Motor Vehicle Parts | 1 | 0 | 0 | 0 |
| Theft - All Other Larceny | 3 | 2 | 2 | 0 |
| Crimes Against Society | | | | |
| Drug/Narcotic Violations | 0 | 0 | 0 | 0 |
| Drug/Narcotic Equipment Violations | 0 | 0 | 0 | 0 |
| Gambling - Betting/Wagering | 0 | 0 | 0 | 0 |
| Gambling - Operating/Promoting | 0 | 0 | 0 | 0 |
| Gambling - Equipment Violations | 0 | 0 | 0 | 0 |
| Gambling - Sports Tampering | 0 | 0 | 0 | 0 |
| Pornography/Obscene Material | 0 | 0 | 0 | 0 |
| Prostitution | 0 | 0 | 0 | 0 |
| Prostitution Assisting/Promoting | 0 | 0 | 0 | 0 |
| Weapon Law Violations | 0 | 0 | 0 | 0 |
| Total Group A Offenses | 17 | 3 | 3 | 0 |



New Johnsville Police Department - 2007

2006 Population Estimate 1,982

Offense Overview

Offense Total 218
 Number Cleared 117
 Percent Cleared 53.67 %

Group A Crimes per 100,000 population 10,999.0

Arrest Overview

Total Arrests 177
 Adult Arrests 170
 Juvenile Arrests 7
 Unknown Age 0

Arrests per 100,000 population 8,930.4

Average number offenses/incident 1.21

Domestic Violence Victims

| Offense | Total | Arrests |
|-------------------------|-----------|-----------|
| Murder | 0 | 0 |
| Aggravated Assault | 2 | 2 |
| Simple Assault | 16 | 11 |
| Intimidation | 1 | 0 |
| Stalking | 0 | 0 |
| Forcible Rape | 0 | 0 |
| Forcible Sodomy | 0 | 0 |
| Sexual Assault W/Object | 0 | 0 |
| Forcible Fondling | 0 | 0 |
| Incest | 0 | 0 |
| Statutory Rape | 0 | 0 |
| Kidnaping/Abduction | 0 | 0 |
| Total | 19 | 13 |

TIBRS Group B Arrests

| Offense | Adult | Juvenile |
|-----------------------|-----------|----------|
| Bad Checks | 8 | 0 |
| Curfew/Vagrancy | 0 | 0 |
| Disorderly Conduct | 4 | 2 |
| DUI | 29 | 1 |
| Drunkenness | 15 | 1 |
| Family-Non Violent | 2 | 0 |
| Liquor Law Violations | 11 | 2 |
| Peeping Tom | 0 | 0 |
| Runaway | 0 | 0 |
| Trespass | 0 | 0 |
| All Other Offenses | 20 | 0 |
| Total Group B | 89 | 6 |

| TIBRS Group A Offenses | Offenses | | Arrests | |
|------------------------------------|------------|------------|-----------|----------|
| | Reported | Cleared | Adult | Juvenile |
| Crimes Against Persons | | | | |
| Murder | 0 | 0 | 0 | 0 |
| Negligent Manslaughter | 0 | 0 | 0 | 0 |
| Kidnaping/Abduction | 0 | 0 | 0 | 0 |
| Forcible Rape | 0 | 0 | 0 | 0 |
| Forcible Sodomy | 0 | 0 | 0 | 0 |
| Sexual Assault W/Object | 0 | 0 | 0 | 0 |
| Forcible Fondling | 0 | 0 | 0 | 0 |
| Incest | 0 | 0 | 0 | 0 |
| Statutory Rape | 1 | 1 | 1 | 0 |
| Aggravated Assault | 3 | 2 | 2 | 0 |
| Simple Assault | 29 | 24 | 16 | 1 |
| Intimidation | 5 | 2 | 1 | 0 |
| Stalking | 0 | 0 | 0 | 0 |
| Crimes Against Property | | | | |
| Arson | 1 | 0 | 0 | 0 |
| Bribery | 0 | 0 | 0 | 0 |
| Burglary | 15 | 2 | 0 | 0 |
| Counterfeiting/Forgery | 2 | 1 | 0 | 0 |
| Destruction/Damage/Vandalism | 19 | 2 | 1 | 0 |
| Embezzlement | 1 | 0 | 0 | 0 |
| Extortion/Blackmail | 1 | 0 | 0 | 0 |
| Fraud - False Pretenses | 5 | 1 | 0 | 0 |
| Fraud - Credit Card/ATM | 0 | 0 | 0 | 0 |
| Fraud - Impersonation | 4 | 1 | 0 | 0 |
| Fraud - Welfare | 0 | 0 | 0 | 0 |
| Fraud - Wire | 0 | 0 | 0 | 0 |
| Motor Vehicle Theft | 4 | 1 | 0 | 0 |
| Robbery | 0 | 0 | 0 | 0 |
| Stolen Property Offenses | 0 | 0 | 0 | 0 |
| Theft - Pocket-picking | 0 | 0 | 0 | 0 |
| Theft - Purse Snatching | 1 | 0 | 0 | 0 |
| Theft - Shoplifting | 1 | 1 | 1 | 0 |
| Theft From Building | 9 | 0 | 0 | 0 |
| Theft From Coin Machine | 1 | 1 | 0 | 0 |
| Theft From Motor Vehicle | 5 | 2 | 2 | 0 |
| Theft of Motor Vehicle Parts | 3 | 0 | 0 | 0 |
| Theft - All Other Larceny | 31 | 3 | 2 | 0 |
| Crimes Against Society | | | | |
| Drug/Narcotic Violations | 51 | 48 | 48 | 0 |
| Drug/Narcotic Equipment Violations | 25 | 24 | 6 | 0 |
| Gambling - Betting/Wagering | 0 | 0 | 0 | 0 |
| Gambling - Operating/Promoting | 0 | 0 | 0 | 0 |
| Gambling - Equipment Violations | 0 | 0 | 0 | 0 |
| Gambling - Sports Tampering | 0 | 0 | 0 | 0 |
| Pornography/Obscene Material | 0 | 0 | 0 | 0 |
| Prostitution | 0 | 0 | 0 | 0 |
| Prostitution Assisting/Promoting | 0 | 0 | 0 | 0 |
| Weapon Law Violations | 1 | 1 | 1 | 0 |
| Total Group A Offenses | 218 | 117 | 81 | 1 |



2006 Population Estimate 1,322

Offense Overview

Offense Total 4
 Number Cleared 0
 Percent Cleared 0.00 %

Group A Crimes per 100,000 population 302.6

Arrest Overview

Total Arrests 0
 Adult Arrests 0
 Juvenile Arrests 0
 Unknown Age 0

Arrests per 100,000 population 0.0

Average number offenses/incident 1.00

Domestic Violence Victims

| Offense | Total | Arrests |
|-------------------------|----------|----------|
| Murder | 0 | 0 |
| Aggravated Assault | 0 | 0 |
| Simple Assault | 0 | 0 |
| Intimidation | 0 | 0 |
| Stalking | 0 | 0 |
| Forcible Rape | 0 | 0 |
| Forcible Sodomy | 0 | 0 |
| Sexual Assault W/Object | 0 | 0 |
| Forcible Fondling | 0 | 0 |
| Incest | 0 | 0 |
| Statutory Rape | 0 | 0 |
| Kidnaping/Abduction | 0 | 0 |
| Total | 0 | 0 |

TIBRS Group B Arrests

| Offense | Adult | Juvenile |
|-----------------------|----------|----------|
| Bad Checks | 0 | 0 |
| Curfew/Vagrancy | 0 | 0 |
| Disorderly Conduct | 0 | 0 |
| DUI | 0 | 0 |
| Drunkenness | 0 | 0 |
| Family-Non Violent | 0 | 0 |
| Liquor Law Violations | 0 | 0 |
| Peeping Tom | 0 | 0 |
| Runaway | 0 | 0 |
| Trespass | 0 | 0 |
| All Other Offenses | 0 | 0 |
| Total Group B | 0 | 0 |

| TIBRS Group A Offenses | Offenses | | Arrests | |
|------------------------------------|----------|----------|----------|----------|
| | Reported | Cleared | Adult | Juvenile |
| Crimes Against Persons | | | | |
| Murder | 0 | 0 | 0 | 0 |
| Negligent Manslaughter | 0 | 0 | 0 | 0 |
| Kidnaping/Abduction | 0 | 0 | 0 | 0 |
| Forcible Rape | 0 | 0 | 0 | 0 |
| Forcible Sodomy | 0 | 0 | 0 | 0 |
| Sexual Assault W/Object | 0 | 0 | 0 | 0 |
| Forcible Fondling | 0 | 0 | 0 | 0 |
| Incest | 0 | 0 | 0 | 0 |
| Statutory Rape | 0 | 0 | 0 | 0 |
| Aggravated Assault | 0 | 0 | 0 | 0 |
| Simple Assault | 0 | 0 | 0 | 0 |
| Intimidation | 3 | 0 | 0 | 0 |
| Stalking | 0 | 0 | 0 | 0 |
| Crimes Against Property | | | | |
| Arson | 0 | 0 | 0 | 0 |
| Bribery | 0 | 0 | 0 | 0 |
| Burglary | 0 | 0 | 0 | 0 |
| Counterfeiting/Forgery | 0 | 0 | 0 | 0 |
| Destruction/Damage/Vandalism | 0 | 0 | 0 | 0 |
| Embezzlement | 0 | 0 | 0 | 0 |
| Extortion/Blackmail | 0 | 0 | 0 | 0 |
| Fraud - False Pretenses | 0 | 0 | 0 | 0 |
| Fraud - Credit Card/ATM | 0 | 0 | 0 | 0 |
| Fraud - Impersonation | 0 | 0 | 0 | 0 |
| Fraud - Welfare | 0 | 0 | 0 | 0 |
| Fraud - Wire | 0 | 0 | 0 | 0 |
| Motor Vehicle Theft | 1 | 0 | 0 | 0 |
| Robbery | 0 | 0 | 0 | 0 |
| Stolen Property Offenses | 0 | 0 | 0 | 0 |
| Theft - Pocket-picking | 0 | 0 | 0 | 0 |
| Theft - Purse Snatching | 0 | 0 | 0 | 0 |
| Theft - Shoplifting | 0 | 0 | 0 | 0 |
| Theft From Building | 0 | 0 | 0 | 0 |
| Theft From Coin Machine | 0 | 0 | 0 | 0 |
| Theft From Motor Vehicle | 0 | 0 | 0 | 0 |
| Theft of Motor Vehicle Parts | 0 | 0 | 0 | 0 |
| Theft - All Other Larceny | 0 | 0 | 0 | 0 |
| Crimes Against Society | | | | |
| Drug/Narcotic Violations | 0 | 0 | 0 | 0 |
| Drug/Narcotic Equipment Violations | 0 | 0 | 0 | 0 |
| Gambling - Betting/Wagering | 0 | 0 | 0 | 0 |
| Gambling - Operating/Promoting | 0 | 0 | 0 | 0 |
| Gambling - Equipment Violations | 0 | 0 | 0 | 0 |
| Gambling - Sports Tampering | 0 | 0 | 0 | 0 |
| Pornography/Obscene Material | 0 | 0 | 0 | 0 |
| Prostitution | 0 | 0 | 0 | 0 |
| Prostitution Assisting/Promoting | 0 | 0 | 0 | 0 |
| Weapon Law Violations | 0 | 0 | 0 | 0 |
| Total Group A Offenses | 4 | 0 | 0 | 0 |



New Tazewell Police Department - 2007

2006 Population Estimate **2,893**

Offense Overview

Offense Total 264
 Number Cleared 124
 Percent Cleared 46.97 %

Group A Crimes per 100,000
 population 9,125.5

Arrest Overview

Total Arrests 175
 Adult Arrests 167
 Juvenile Arrests 8
 Unknown Age 0

Arrests per 100,000 population 6,049.1

Average number offenses/incident 1.02

Domestic Violence Victims

| Offense | Total | Arrests |
|-------------------------|-----------|-----------|
| Murder | 0 | 0 |
| Aggravated Assault | 4 | 4 |
| Simple Assault | 27 | 25 |
| Intimidation | 1 | 1 |
| Stalking | 0 | 0 |
| Forcible Rape | 0 | 0 |
| Forcible Sodomy | 0 | 0 |
| Sexual Assault W/Object | 0 | 0 |
| Forcible Fondling | 0 | 0 |
| Incest | 0 | 0 |
| Statutory Rape | 0 | 0 |
| Kidnaping/Abduction | 0 | 0 |
| Total | 32 | 30 |

TIBRS Group B Arrests

| Offense | Adult | Juvenile |
|-----------------------|-----------|----------|
| Bad Checks | 0 | 0 |
| Curfew/Vagrancy | 0 | 0 |
| Disorderly Conduct | 6 | 0 |
| DUI | 9 | 0 |
| Drunkenness | 31 | 1 |
| Family-Non Violent | 0 | 0 |
| Liquor Law Violations | 0 | 0 |
| Peeping Tom | 0 | 0 |
| Runaway | 0 | 0 |
| Trespass | 4 | 1 |
| All Other Offenses | 0 | 0 |
| Total Group B | 50 | 2 |

| TIBRS Group A Offenses | Offenses | | Arrests | |
|------------------------------------|------------|------------|------------|----------|
| | Reported | Cleared | Adult | Juvenile |
| Crimes Against Persons | | | | |
| Murder | 0 | 0 | 0 | 0 |
| Negligent Manslaughter | 0 | 0 | 0 | 0 |
| Kidnaping/Abduction | 0 | 0 | 0 | 0 |
| Forcible Rape | 2 | 1 | 1 | 0 |
| Forcible Sodomy | 0 | 0 | 0 | 0 |
| Sexual Assault W/Object | 0 | 0 | 0 | 0 |
| Forcible Fondling | 0 | 0 | 0 | 0 |
| Incest | 0 | 0 | 0 | 0 |
| Statutory Rape | 0 | 0 | 0 | 0 |
| Aggravated Assault | 9 | 7 | 7 | 0 |
| Simple Assault | 35 | 27 | 27 | 1 |
| Intimidation | 1 | 1 | 1 | 0 |
| Stalking | 0 | 0 | 0 | 0 |
| Crimes Against Property | | | | |
| Arson | 0 | 0 | 0 | 0 |
| Bribery | 0 | 0 | 0 | 0 |
| Burglary | 19 | 1 | 1 | 0 |
| Counterfeiting/Forgery | 7 | 3 | 3 | 0 |
| Destruction/Damage/Vandalism | 18 | 4 | 4 | 0 |
| Embezzlement | 2 | 0 | 0 | 0 |
| Extortion/Blackmail | 0 | 0 | 0 | 0 |
| Fraud - False Pretenses | 3 | 2 | 2 | 0 |
| Fraud - Credit Card/ATM | 0 | 0 | 0 | 0 |
| Fraud - Impersonation | 1 | 1 | 0 | 0 |
| Fraud - Welfare | 0 | 0 | 0 | 0 |
| Fraud - Wire | 0 | 0 | 0 | 0 |
| Motor Vehicle Theft | 6 | 3 | 3 | 0 |
| Robbery | 1 | 0 | 0 | 0 |
| Stolen Property Offenses | 0 | 0 | 0 | 0 |
| Theft - Pocket-picking | 0 | 0 | 0 | 0 |
| Theft - Purse Snatching | 0 | 0 | 0 | 0 |
| Theft - Shoplifting | 32 | 28 | 27 | 3 |
| Theft From Building | 20 | 4 | 3 | 0 |
| Theft From Coin Machine | 1 | 0 | 0 | 0 |
| Theft From Motor Vehicle | 16 | 0 | 0 | 0 |
| Theft of Motor Vehicle Parts | 14 | 1 | 1 | 0 |
| Theft - All Other Larceny | 41 | 5 | 6 | 0 |
| Crimes Against Society | | | | |
| Drug/Narcotic Violations | 31 | 31 | 27 | 2 |
| Drug/Narcotic Equipment Violations | 3 | 3 | 3 | 0 |
| Gambling - Betting/Wagering | 0 | 0 | 0 | 0 |
| Gambling - Operating/Promoting | 0 | 0 | 0 | 0 |
| Gambling - Equipment Violations | 0 | 0 | 0 | 0 |
| Gambling - Sports Tampering | 0 | 0 | 0 | 0 |
| Pornography/Obscene Material | 0 | 0 | 0 | 0 |
| Prostitution | 0 | 0 | 0 | 0 |
| Prostitution Assisting/Promoting | 0 | 0 | 0 | 0 |
| Weapon Law Violations | 2 | 2 | 1 | 0 |
| Total Group A Offenses | 264 | 124 | 117 | 6 |



Newbern Police Department - 2007

2006 Population Estimate **3,117**

Offense Overview

Offense Total 405
 Number Cleared 263
 Percent Cleared 64.94 %

Group A Crimes per 100,000
 population 12,993.3

Arrest Overview

Total Arrests 530
 Adult Arrests 440
 Juvenile Arrests 90
 Unknown Age 0

Arrests per 100,000 population 17,003.5

Average number offenses/incident 1.21

Domestic Violence Victims

| Offense | Total | Arrests |
|-------------------------|-----------|-----------|
| Murder | 0 | 0 |
| Aggravated Assault | 10 | 9 |
| Simple Assault | 36 | 24 |
| Intimidation | 6 | 4 |
| Stalking | 0 | 0 |
| Forcible Rape | 0 | 0 |
| Forcible Sodomy | 0 | 0 |
| Sexual Assault W/Object | 0 | 0 |
| Forcible Fondling | 0 | 0 |
| Incest | 0 | 0 |
| Statutory Rape | 0 | 0 |
| Kidnaping/Abduction | 0 | 0 |
| Total | 52 | 37 |

TIBRS Group B Arrests

| Offense | Adult | Juvenile |
|-----------------------|------------|-----------|
| Bad Checks | 157 | 0 |
| Curfew/Vagrancy | 0 | 8 |
| Disorderly Conduct | 4 | 23 |
| DUI | 38 | 0 |
| Drunkenness | 23 | 2 |
| Family-Non Violent | 0 | 0 |
| Liquor Law Violations | 2 | 1 |
| Peeping Tom | 1 | 0 |
| Runaway | 0 | 2 |
| Trespass | 1 | 0 |
| All Other Offenses | 71 | 4 |
| Total Group B | 297 | 40 |

| TIBRS Group A Offenses | Offenses | | Arrests | |
|------------------------------------|------------|------------|------------|-----------|
| | Reported | Cleared | Adult | Juvenile |
| Crimes Against Persons | | | | |
| Murder | 0 | 0 | 0 | 0 |
| Negligent Manslaughter | 0 | 0 | 0 | 0 |
| Kidnaping/Abduction | 0 | 0 | 0 | 0 |
| Forcible Rape | 0 | 0 | 0 | 0 |
| Forcible Sodomy | 0 | 0 | 0 | 0 |
| Sexual Assault W/Object | 0 | 0 | 0 | 0 |
| Forcible Fondling | 4 | 3 | 0 | 2 |
| Incest | 0 | 0 | 0 | 0 |
| Statutory Rape | 0 | 0 | 0 | 0 |
| Aggravated Assault | 33 | 27 | 16 | 1 |
| Simple Assault | 75 | 61 | 33 | 15 |
| Intimidation | 16 | 11 | 9 | 0 |
| Stalking | 0 | 0 | 0 | 0 |
| Crimes Against Property | | | | |
| Arson | 1 | 1 | 0 | 1 |
| Bribery | 0 | 0 | 0 | 0 |
| Burglary | 33 | 17 | 10 | 5 |
| Counterfeiting/Forgery | 15 | 14 | 8 | 2 |
| Destruction/Damage/Vandalism | 53 | 13 | 5 | 8 |
| Embezzlement | 2 | 2 | 2 | 0 |
| Extortion/Blackmail | 0 | 0 | 0 | 0 |
| Fraud - False Pretenses | 22 | 18 | 3 | 1 |
| Fraud - Credit Card/ATM | 2 | 1 | 1 | 0 |
| Fraud - Impersonation | 3 | 3 | 0 | 1 |
| Fraud - Welfare | 0 | 0 | 0 | 0 |
| Fraud - Wire | 0 | 0 | 0 | 0 |
| Motor Vehicle Theft | 11 | 11 | 3 | 2 |
| Robbery | 1 | 0 | 0 | 0 |
| Stolen Property Offenses | 0 | 0 | 0 | 0 |
| Theft - Pocket-picking | 0 | 0 | 0 | 0 |
| Theft - Purse Snatching | 0 | 0 | 0 | 0 |
| Theft - Shoplifting | 8 | 7 | 4 | 1 |
| Theft From Building | 13 | 3 | 0 | 1 |
| Theft From Coin Machine | 0 | 0 | 0 | 0 |
| Theft From Motor Vehicle | 14 | 2 | 2 | 0 |
| Theft of Motor Vehicle Parts | 3 | 0 | 0 | 0 |
| Theft - All Other Larceny | 34 | 7 | 5 | 2 |
| Crimes Against Society | | | | |
| Drug/Narcotic Violations | 40 | 40 | 36 | 6 |
| Drug/Narcotic Equipment Violations | 16 | 16 | 3 | 0 |
| Gambling - Betting/Wagering | 0 | 0 | 0 | 0 |
| Gambling - Operating/Promoting | 0 | 0 | 0 | 0 |
| Gambling - Equipment Violations | 0 | 0 | 0 | 0 |
| Gambling - Sports Tampering | 0 | 0 | 0 | 0 |
| Pornography/Obscene Material | 0 | 0 | 0 | 0 |
| Prostitution | 0 | 0 | 0 | 0 |
| Prostitution Assisting/Promoting | 0 | 0 | 0 | 0 |
| Weapon Law Violations | 6 | 6 | 3 | 2 |
| Total Group A Offenses | 405 | 263 | 143 | 50 |



Newport Police Department - 2007

2006 Population Estimate 7,391

Offense Overview

Offense Total 1,289
Number Cleared 402
Percent Cleared 31.19 %

Group A Crimes per 100,000 population 17,440.1

Arrest Overview

Total Arrests 514
Adult Arrests 483
Juvenile Arrests 31
Unknown Age 0

Arrests per 100,000 population 6,954.4

Average number offenses/incident 1.06

Domestic Violence Victims

| Offense | Total | Arrests |
|-------------------------|-----------|-----------|
| Murder | 0 | 0 |
| Aggravated Assault | 9 | 6 |
| Simple Assault | 52 | 20 |
| Intimidation | 4 | 0 |
| Stalking | 0 | 0 |
| Forcible Rape | 0 | 0 |
| Forcible Sodomy | 0 | 0 |
| Sexual Assault W/Object | 0 | 0 |
| Forcible Fondling | 0 | 0 |
| Incest | 0 | 0 |
| Statutory Rape | 0 | 0 |
| Kidnaping/Abduction | 0 | 0 |
| Total | 65 | 26 |

TIBRS Group B Arrests

| Offense | Adult | Juvenile |
|-----------------------|------------|-----------|
| Bad Checks | 0 | 0 |
| Curfew/Vagrancy | 0 | 2 |
| Disorderly Conduct | 15 | 1 |
| DUI | 27 | 1 |
| Drunkenness | 81 | 0 |
| Family-Non Violent | 1 | 0 |
| Liquor Law Violations | 0 | 0 |
| Peeping Tom | 0 | 0 |
| Runaway | 0 | 0 |
| Trespass | 16 | 0 |
| All Other Offenses | 28 | 9 |
| Total Group B | 168 | 13 |

| TIBRS Group A Offenses | Offenses | | Arrests | |
|------------------------------------|--------------|------------|------------|-----------|
| | Reported | Cleared | Adult | Juvenile |
| Crimes Against Persons | | | | |
| Murder | 0 | 0 | 0 | 0 |
| Negligent Manslaughter | 0 | 0 | 0 | 0 |
| Kidnaping/Abduction | 3 | 1 | 0 | 0 |
| Forcible Rape | 2 | 0 | 0 | 0 |
| Forcible Sodomy | 0 | 0 | 0 | 0 |
| Sexual Assault W/Object | 0 | 0 | 0 | 0 |
| Forcible Fondling | 5 | 2 | 0 | 0 |
| Incest | 0 | 0 | 0 | 0 |
| Statutory Rape | 0 | 0 | 0 | 0 |
| Aggravated Assault | 70 | 36 | 20 | 1 |
| Simple Assault | 167 | 65 | 39 | 2 |
| Intimidation | 12 | 1 | 1 | 0 |
| Stalking | 1 | 1 | 0 | 0 |
| Crimes Against Property | | | | |
| Arson | 6 | 1 | 0 | 0 |
| Bribery | 0 | 0 | 0 | 0 |
| Burglary | 82 | 7 | 6 | 0 |
| Counterfeiting/Forgery | 24 | 10 | 10 | 0 |
| Destruction/Damage/Vandalism | 127 | 7 | 3 | 0 |
| Embezzlement | 21 | 10 | 2 | 0 |
| Extortion/Blackmail | 0 | 0 | 0 | 0 |
| Fraud - False Pretenses | 24 | 5 | 2 | 0 |
| Fraud - Credit Card/ATM | 9 | 5 | 1 | 0 |
| Fraud - Impersonation | 0 | 0 | 0 | 0 |
| Fraud - Welfare | 0 | 0 | 0 | 0 |
| Fraud - Wire | 0 | 0 | 0 | 0 |
| Motor Vehicle Theft | 37 | 8 | 3 | 0 |
| Robbery | 7 | 4 | 2 | 0 |
| Stolen Property Offenses | 0 | 0 | 0 | 0 |
| Theft - Pocket-picking | 1 | 0 | 0 | 0 |
| Theft - Purse Snatching | 0 | 0 | 0 | 0 |
| Theft - Shoplifting | 166 | 146 | 139 | 11 |
| Theft From Building | 53 | 3 | 0 | 0 |
| Theft From Coin Machine | 7 | 0 | 0 | 0 |
| Theft From Motor Vehicle | 144 | 8 | 2 | 0 |
| Theft of Motor Vehicle Parts | 81 | 3 | 1 | 0 |
| Theft - All Other Larceny | 182 | 21 | 39 | 3 |
| Crimes Against Society | | | | |
| Drug/Narcotic Violations | 36 | 36 | 35 | 1 |
| Drug/Narcotic Equipment Violations | 17 | 17 | 6 | 0 |
| Gambling - Betting/Wagering | 0 | 0 | 0 | 0 |
| Gambling - Operating/Promoting | 1 | 1 | 1 | 0 |
| Gambling - Equipment Violations | 0 | 0 | 0 | 0 |
| Gambling - Sports Tampering | 0 | 0 | 0 | 0 |
| Pornography/Obscene Material | 0 | 0 | 0 | 0 |
| Prostitution | 0 | 0 | 0 | 0 |
| Prostitution Assisting/Promoting | 0 | 0 | 0 | 0 |
| Weapon Law Violations | 4 | 4 | 3 | 0 |
| Total Group A Offenses | 1,289 | 402 | 315 | 18 |



2006 Population Estimate 802

Offense Overview

Offense Total 42
Number Cleared 30
Percent Cleared 71.43 %

Group A Crimes per 100,000 population 5,236.9

Arrest Overview

Total Arrests 55
Adult Arrests 52
Juvenile Arrests 3
Unknown Age 0

Arrests per 100,000 population 6,857.9

Average number offenses/incident 1.08

Domestic Violence Victims

| Offense | Total | Arrests |
|-------------------------|----------|----------|
| Murder | 0 | 0 |
| Aggravated Assault | 1 | 1 |
| Simple Assault | 0 | 0 |
| Intimidation | 2 | 1 |
| Stalking | 0 | 0 |
| Forcible Rape | 0 | 0 |
| Forcible Sodomy | 0 | 0 |
| Sexual Assault W/Object | 0 | 0 |
| Forcible Fondling | 0 | 0 |
| Incest | 0 | 0 |
| Statutory Rape | 0 | 0 |
| Kidnaping/Abduction | 0 | 0 |
| Total | 3 | 2 |

TIBRS Group B Arrests

| Offense | Adult | Juvenile |
|-----------------------|-----------|----------|
| Bad Checks | 0 | 0 |
| Curfew/Vagrancy | 0 | 0 |
| Disorderly Conduct | 0 | 0 |
| DUI | 17 | 1 |
| Drunkenness | 4 | 0 |
| Family-Non Violent | 0 | 0 |
| Liquor Law Violations | 2 | 0 |
| Peeping Tom | 0 | 0 |
| Runaway | 0 | 0 |
| Trespass | 0 | 0 |
| All Other Offenses | 4 | 0 |
| Total Group B | 27 | 1 |

| TIBRS Group A Offenses | Offenses | | Arrests | |
|------------------------------------|-----------|-----------|-----------|----------|
| | Reported | Cleared | Adult | Juvenile |
| Crimes Against Persons | | | | |
| Murder | 0 | 0 | 0 | 0 |
| Negligent Manslaughter | 0 | 0 | 0 | 0 |
| Kidnaping/Abduction | 0 | 0 | 0 | 0 |
| Forcible Rape | 0 | 0 | 0 | 0 |
| Forcible Sodomy | 0 | 0 | 0 | 0 |
| Sexual Assault W/Object | 0 | 0 | 0 | 0 |
| Forcible Fondling | 0 | 0 | 0 | 0 |
| Incest | 0 | 0 | 0 | 0 |
| Statutory Rape | 0 | 0 | 0 | 0 |
| Aggravated Assault | 2 | 2 | 2 | 0 |
| Simple Assault | 1 | 1 | 1 | 0 |
| Intimidation | 4 | 3 | 2 | 0 |
| Stalking | 0 | 0 | 0 | 0 |
| Crimes Against Property | | | | |
| Arson | 1 | 0 | 0 | 0 |
| Bribery | 0 | 0 | 0 | 0 |
| Burglary | 4 | 0 | 0 | 0 |
| Counterfeiting/Forgery | 0 | 0 | 0 | 0 |
| Destruction/Damage/Vandalism | 3 | 1 | 1 | 0 |
| Embezzlement | 0 | 0 | 0 | 0 |
| Extortion/Blackmail | 0 | 0 | 0 | 0 |
| Fraud - False Pretenses | 0 | 0 | 0 | 0 |
| Fraud - Credit Card/ATM | 0 | 0 | 0 | 0 |
| Fraud - Impersonation | 1 | 1 | 1 | 0 |
| Fraud - Welfare | 0 | 0 | 0 | 0 |
| Fraud - Wire | 0 | 0 | 0 | 0 |
| Motor Vehicle Theft | 0 | 0 | 0 | 0 |
| Robbery | 0 | 0 | 0 | 0 |
| Stolen Property Offenses | 0 | 0 | 0 | 0 |
| Theft - Pocket-picking | 0 | 0 | 0 | 0 |
| Theft - Purse Snatching | 0 | 0 | 0 | 0 |
| Theft - Shoplifting | 0 | 0 | 0 | 0 |
| Theft From Building | 1 | 0 | 0 | 0 |
| Theft From Coin Machine | 0 | 0 | 0 | 0 |
| Theft From Motor Vehicle | 1 | 0 | 0 | 0 |
| Theft of Motor Vehicle Parts | 0 | 0 | 0 | 0 |
| Theft - All Other Larceny | 2 | 0 | 0 | 0 |
| Crimes Against Society | | | | |
| Drug/Narcotic Violations | 18 | 18 | 17 | 1 |
| Drug/Narcotic Equipment Violations | 3 | 3 | 0 | 1 |
| Gambling - Betting/Wagering | 0 | 0 | 0 | 0 |
| Gambling - Operating/Promoting | 0 | 0 | 0 | 0 |
| Gambling - Equipment Violations | 0 | 0 | 0 | 0 |
| Gambling - Sports Tampering | 0 | 0 | 0 | 0 |
| Pornography/Obscene Material | 0 | 0 | 0 | 0 |
| Prostitution | 0 | 0 | 0 | 0 |
| Prostitution Assisting/Promoting | 0 | 0 | 0 | 0 |
| Weapon Law Violations | 1 | 1 | 1 | 0 |
| Total Group A Offenses | 42 | 30 | 25 | 2 |



Nolensville Police Department - 2007

2006 Population Estimate 2,612

Offense Overview

Offense Total 105
 Number Cleared 29
 Percent Cleared 27.62 %

Group A Crimes per 100,000 population 4,019.9

Arrest Overview

Total Arrests 43
 Adult Arrests 33
 Juvenile Arrests 10
 Unknown Age 0

Arrests per 100,000 population 1,646.2

Average number offenses/incident 1.14

Domestic Violence Victims

| Offense | Total | Arrests |
|-------------------------|-----------|----------|
| Murder | 0 | 0 |
| Aggravated Assault | 0 | 0 |
| Simple Assault | 7 | 5 |
| Intimidation | 3 | 0 |
| Stalking | 0 | 0 |
| Forcible Rape | 0 | 0 |
| Forcible Sodomy | 0 | 0 |
| Sexual Assault W/Object | 0 | 0 |
| Forcible Fondling | 0 | 0 |
| Incest | 0 | 0 |
| Statutory Rape | 0 | 0 |
| Kidnaping/Abduction | 0 | 0 |
| Total | 10 | 5 |

TIBRS Group B Arrests

| Offense | Adult | Juvenile |
|-----------------------|-----------|----------|
| Bad Checks | 0 | 0 |
| Curfew/Vagrancy | 0 | 0 |
| Disorderly Conduct | 0 | 0 |
| DUI | 9 | 1 |
| Drunkenness | 2 | 0 |
| Family-Non Violent | 0 | 0 |
| Liquor Law Violations | 0 | 0 |
| Peeping Tom | 0 | 0 |
| Runaway | 0 | 2 |
| Trespass | 1 | 0 |
| All Other Offenses | 2 | 3 |
| Total Group B | 14 | 6 |

| TIBRS Group A Offenses | Offenses | | Arrests | |
|------------------------------------|------------|-----------|-----------|----------|
| | Reported | Cleared | Adult | Juvenile |
| Crimes Against Persons | | | | |
| Murder | 0 | 0 | 0 | 0 |
| Negligent Manslaughter | 0 | 0 | 0 | 0 |
| Kidnaping/Abduction | 0 | 0 | 0 | 0 |
| Forcible Rape | 0 | 0 | 0 | 0 |
| Forcible Sodomy | 0 | 0 | 0 | 0 |
| Sexual Assault W/Object | 0 | 0 | 0 | 0 |
| Forcible Fondling | 0 | 0 | 0 | 0 |
| Incest | 0 | 0 | 0 | 0 |
| Statutory Rape | 0 | 0 | 0 | 0 |
| Aggravated Assault | 2 | 0 | 0 | 0 |
| Simple Assault | 8 | 6 | 6 | 0 |
| Intimidation | 5 | 0 | 0 | 0 |
| Stalking | 0 | 0 | 0 | 0 |
| Crimes Against Property | | | | |
| Arson | 0 | 0 | 0 | 0 |
| Bribery | 0 | 0 | 0 | 0 |
| Burglary | 8 | 1 | 0 | 0 |
| Counterfeiting/Forgery | 1 | 0 | 0 | 0 |
| Destruction/Damage/Vandalism | 14 | 2 | 1 | 2 |
| Embezzlement | 0 | 0 | 0 | 0 |
| Extortion/Blackmail | 0 | 0 | 0 | 0 |
| Fraud - False Pretenses | 0 | 0 | 0 | 0 |
| Fraud - Credit Card/ATM | 2 | 0 | 0 | 0 |
| Fraud - Impersonation | 2 | 2 | 1 | 0 |
| Fraud - Welfare | 0 | 0 | 0 | 0 |
| Fraud - Wire | 0 | 0 | 0 | 0 |
| Motor Vehicle Theft | 1 | 1 | 0 | 1 |
| Robbery | 0 | 0 | 0 | 0 |
| Stolen Property Offenses | 0 | 0 | 0 | 0 |
| Theft - Pocket-picking | 0 | 0 | 0 | 0 |
| Theft - Purse Snatching | 0 | 0 | 0 | 0 |
| Theft - Shoplifting | 1 | 1 | 0 | 1 |
| Theft From Building | 17 | 2 | 2 | 0 |
| Theft From Coin Machine | 0 | 0 | 0 | 0 |
| Theft From Motor Vehicle | 6 | 0 | 0 | 0 |
| Theft of Motor Vehicle Parts | 1 | 0 | 0 | 0 |
| Theft - All Other Larceny | 23 | 0 | 0 | 0 |
| Crimes Against Society | | | | |
| Drug/Narcotic Violations | 9 | 9 | 9 | 0 |
| Drug/Narcotic Equipment Violations | 4 | 4 | 0 | 0 |
| Gambling - Betting/Wagering | 0 | 0 | 0 | 0 |
| Gambling - Operating/Promoting | 0 | 0 | 0 | 0 |
| Gambling - Equipment Violations | 0 | 0 | 0 | 0 |
| Gambling - Sports Tampering | 0 | 0 | 0 | 0 |
| Pornography/Obscene Material | 0 | 0 | 0 | 0 |
| Prostitution | 0 | 0 | 0 | 0 |
| Prostitution Assisting/Promoting | 0 | 0 | 0 | 0 |
| Weapon Law Violations | 1 | 1 | 0 | 0 |
| Total Group A Offenses | 105 | 29 | 19 | 4 |



2006 Population Estimate 1,465

Offense Overview

Offense Total 35
 Number Cleared 6
 Percent Cleared 17.14 %

Group A Crimes per 100,000 population 2,389.1

Arrest Overview

Total Arrests 14
 Adult Arrests 12
 Juvenile Arrests 2
 Unknown Age 0

Arrests per 100,000 population 955.6

Average number offenses/incident 1.13

Domestic Violence Victims

| Offense | Total | Arrests |
|-------------------------|----------|----------|
| Murder | 0 | 0 |
| Aggravated Assault | 0 | 0 |
| Simple Assault | 3 | 3 |
| Intimidation | 0 | 0 |
| Stalking | 0 | 0 |
| Forcible Rape | 0 | 0 |
| Forcible Sodomy | 0 | 0 |
| Sexual Assault W/Object | 0 | 0 |
| Forcible Fondling | 0 | 0 |
| Incest | 0 | 0 |
| Statutory Rape | 0 | 0 |
| Kidnaping/Abduction | 0 | 0 |
| Total | 3 | 3 |

TIBRS Group B Arrests

| Offense | Adult | Juvenile |
|-----------------------|----------|----------|
| Bad Checks | 0 | 0 |
| Curfew/Vagrancy | 0 | 0 |
| Disorderly Conduct | 0 | 0 |
| DUI | 3 | 0 |
| Drunkenness | 0 | 1 |
| Family-Non Violent | 0 | 0 |
| Liquor Law Violations | 1 | 0 |
| Peeping Tom | 0 | 0 |
| Runaway | 0 | 0 |
| Trespass | 0 | 0 |
| All Other Offenses | 3 | 1 |
| Total Group B | 7 | 2 |

| TIBRS Group A Offenses | Offenses | | Arrests | |
|------------------------------------|-----------|----------|----------|----------|
| | Reported | Cleared | Adult | Juvenile |
| Crimes Against Persons | | | | |
| Murder | 0 | 0 | 0 | 0 |
| Negligent Manslaughter | 0 | 0 | 0 | 0 |
| Kidnaping/Abduction | 0 | 0 | 0 | 0 |
| Forcible Rape | 0 | 0 | 0 | 0 |
| Forcible Sodomy | 0 | 0 | 0 | 0 |
| Sexual Assault W/Object | 0 | 0 | 0 | 0 |
| Forcible Fondling | 0 | 0 | 0 | 0 |
| Incest | 0 | 0 | 0 | 0 |
| Statutory Rape | 0 | 0 | 0 | 0 |
| Aggravated Assault | 0 | 0 | 0 | 0 |
| Simple Assault | 4 | 3 | 3 | 0 |
| Intimidation | 1 | 0 | 0 | 0 |
| Stalking | 0 | 0 | 0 | 0 |
| Crimes Against Property | | | | |
| Arson | 0 | 0 | 0 | 0 |
| Bribery | 0 | 0 | 0 | 0 |
| Burglary | 3 | 0 | 0 | 0 |
| Counterfeiting/Forgery | 1 | 0 | 0 | 0 |
| Destruction/Damage/Vandalism | 10 | 1 | 0 | 0 |
| Embezzlement | 0 | 0 | 0 | 0 |
| Extortion/Blackmail | 0 | 0 | 0 | 0 |
| Fraud - False Pretenses | 0 | 0 | 0 | 0 |
| Fraud - Credit Card/ATM | 1 | 0 | 0 | 0 |
| Fraud - Impersonation | 0 | 0 | 0 | 0 |
| Fraud - Welfare | 0 | 0 | 0 | 0 |
| Fraud - Wire | 0 | 0 | 0 | 0 |
| Motor Vehicle Theft | 0 | 0 | 0 | 0 |
| Robbery | 0 | 0 | 0 | 0 |
| Stolen Property Offenses | 0 | 0 | 0 | 0 |
| Theft - Pocket-picking | 0 | 0 | 0 | 0 |
| Theft - Purse Snatching | 0 | 0 | 0 | 0 |
| Theft - Shoplifting | 1 | 1 | 1 | 0 |
| Theft From Building | 0 | 0 | 0 | 0 |
| Theft From Coin Machine | 1 | 0 | 0 | 0 |
| Theft From Motor Vehicle | 3 | 0 | 0 | 0 |
| Theft of Motor Vehicle Parts | 0 | 0 | 0 | 0 |
| Theft - All Other Larceny | 10 | 1 | 1 | 0 |
| Crimes Against Society | | | | |
| Drug/Narcotic Violations | 0 | 0 | 0 | 0 |
| Drug/Narcotic Equipment Violations | 0 | 0 | 0 | 0 |
| Gambling - Betting/Wagering | 0 | 0 | 0 | 0 |
| Gambling - Operating/Promoting | 0 | 0 | 0 | 0 |
| Gambling - Equipment Violations | 0 | 0 | 0 | 0 |
| Gambling - Sports Tampering | 0 | 0 | 0 | 0 |
| Pornography/Obscene Material | 0 | 0 | 0 | 0 |
| Prostitution | 0 | 0 | 0 | 0 |
| Prostitution Assisting/Promoting | 0 | 0 | 0 | 0 |
| Weapon Law Violations | 0 | 0 | 0 | 0 |
| Total Group A Offenses | 35 | 6 | 5 | 0 |



Oak Ridge Police Department - 2007

2006 Population Estimate **27,638**

Offense Overview

Offense Total 3,142

Number Cleared 1,223

Percent Cleared 38.92 %

Group A Crimes per 100,000 population 11,368.4

Arrest Overview

Total Arrests 1,322

Adult Arrests 1,176

Juvenile Arrests 146

Unknown Age 0

Arrests per 100,000 population 4,783.3

Average number offenses/incident 1.15

Domestic Violence Victims

| Offense | Total | Arrests |
|-------------------------|------------|------------|
| Murder | 2 | 1 |
| Aggravated Assault | 23 | 14 |
| Simple Assault | 202 | 125 |
| Intimidation | 17 | 4 |
| Stalking | 1 | 1 |
| Forcible Rape | 1 | 1 |
| Forcible Sodomy | 0 | 0 |
| Sexual Assault W/Object | 0 | 0 |
| Forcible Fondling | 0 | 0 |
| Incest | 0 | 0 |
| Statutory Rape | 0 | 0 |
| Kidnaping/Abduction | 8 | 4 |
| Total | 254 | 150 |

TIBRS Group B Arrests

| Offense | Adult | Juvenile |
|-----------------------|------------|-----------|
| Bad Checks | 6 | 0 |
| Curfew/Vagrancy | 0 | 0 |
| Disorderly Conduct | 19 | 1 |
| DUI | 76 | 2 |
| Drunkenness | 99 | 1 |
| Family-Non Violent | 5 | 0 |
| Liquor Law Violations | 5 | 11 |
| Peeping Tom | 0 | 0 |
| Runaway | 0 | 12 |
| Trespass | 18 | 2 |
| All Other Offenses | 63 | 7 |
| Total Group B | 291 | 36 |

| TIBRS Group A Offenses | Offenses | | Arrests | |
|------------------------------------|--------------|--------------|------------|------------|
| | Reported | Cleared | Adult | Juvenile |
| Crimes Against Persons | | | | |
| Murder | 4 | 2 | 2 | 1 |
| Negligent Manslaughter | 0 | 0 | 0 | 0 |
| Kidnaping/Abduction | 12 | 6 | 5 | 0 |
| Forcible Rape | 9 | 2 | 1 | 0 |
| Forcible Sodomy | 0 | 0 | 0 | 0 |
| Sexual Assault W/Object | 1 | 1 | 0 | 1 |
| Forcible Fondling | 7 | 3 | 3 | 0 |
| Incest | 0 | 0 | 0 | 0 |
| Statutory Rape | 2 | 2 | 1 | 0 |
| Aggravated Assault | 98 | 59 | 36 | 2 |
| Simple Assault | 344 | 212 | 144 | 21 |
| Intimidation | 42 | 18 | 10 | 0 |
| Stalking | 3 | 1 | 1 | 0 |
| Crimes Against Property | | | | |
| Arson | 11 | 2 | 1 | 0 |
| Bribery | 0 | 0 | 0 | 0 |
| Burglary | 340 | 28 | 18 | 1 |
| Counterfeiting/Forgery | 89 | 43 | 42 | 2 |
| Destruction/Damage/Vandalism | 369 | 57 | 22 | 7 |
| Embezzlement | 61 | 48 | 40 | 1 |
| Extortion/Blackmail | 0 | 0 | 0 | 0 |
| Fraud - False Pretenses | 41 | 22 | 16 | 0 |
| Fraud - Credit Card/ATM | 97 | 16 | 8 | 0 |
| Fraud - Impersonation | 58 | 28 | 25 | 1 |
| Fraud - Welfare | 0 | 0 | 0 | 0 |
| Fraud - Wire | 9 | 4 | 2 | 0 |
| Motor Vehicle Theft | 73 | 27 | 10 | 4 |
| Robbery | 37 | 13 | 10 | 1 |
| Stolen Property Offenses | 47 | 38 | 28 | 3 |
| Theft - Pocket-picking | 2 | 0 | 0 | 0 |
| Theft - Purse Snatching | 0 | 0 | 0 | 0 |
| Theft - Shoplifting | 172 | 160 | 158 | 42 |
| Theft From Building | 316 | 63 | 40 | 3 |
| Theft From Coin Machine | 10 | 0 | 0 | 0 |
| Theft From Motor Vehicle | 303 | 15 | 12 | 0 |
| Theft of Motor Vehicle Parts | 47 | 1 | 0 | 0 |
| Theft - All Other Larceny | 195 | 19 | 13 | 2 |
| Crimes Against Society | | | | |
| Drug/Narcotic Violations | 200 | 194 | 166 | 9 |
| Drug/Narcotic Equipment Violations | 110 | 108 | 53 | 1 |
| Gambling - Betting/Wagering | 0 | 0 | 0 | 0 |
| Gambling - Operating/Promoting | 0 | 0 | 0 | 0 |
| Gambling - Equipment Violations | 0 | 0 | 0 | 0 |
| Gambling - Sports Tampering | 0 | 0 | 0 | 0 |
| Pornography/Obscene Material | 0 | 0 | 0 | 0 |
| Prostitution | 0 | 0 | 0 | 0 |
| Prostitution Assisting/Promoting | 0 | 0 | 0 | 0 |
| Weapon Law Violations | 33 | 31 | 18 | 8 |
| Total Group A Offenses | 3,142 | 1,223 | 885 | 110 |



2006 Population Estimate **3,306**

Offense Overview

Offense Total 243
 Number Cleared 162
 Percent Cleared 66.67 %

Group A Crimes per 100,000
 population 7,350.3

Arrest Overview

Total Arrests 179
 Adult Arrests 146
 Juvenile Arrests 33
 Unknown Age 0

Arrests per 100,000 population 5,414.4

Average number offenses/incident 1.28

Domestic Violence Victims

| Offense | Total | Arrests |
|-------------------------|-----------|-----------|
| Murder | 0 | 0 |
| Aggravated Assault | 3 | 2 |
| Simple Assault | 21 | 18 |
| Intimidation | 0 | 0 |
| Stalking | 0 | 0 |
| Forcible Rape | 0 | 0 |
| Forcible Sodomy | 0 | 0 |
| Sexual Assault W/Object | 0 | 0 |
| Forcible Fondling | 0 | 0 |
| Incest | 0 | 0 |
| Statutory Rape | 0 | 0 |
| Kidnaping/Abduction | 0 | 0 |
| Total | 24 | 20 |

TIBRS Group B Arrests

| Offense | Adult | Juvenile |
|-----------------------|-----------|----------|
| Bad Checks | 4 | 0 |
| Curfew/Vagrancy | 0 | 0 |
| Disorderly Conduct | 5 | 5 |
| DUI | 31 | 0 |
| Drunkenness | 8 | 1 |
| Family-Non Violent | 0 | 0 |
| Liquor Law Violations | 7 | 2 |
| Peeping Tom | 0 | 0 |
| Runaway | 0 | 0 |
| Trespass | 0 | 0 |
| All Other Offenses | 1 | 0 |
| Total Group B | 56 | 8 |

| TIBRS Group A Offenses | Offenses | | Arrests | |
|------------------------------------|------------|------------|-----------|-----------|
| | Reported | Cleared | Adult | Juvenile |
| Crimes Against Persons | | | | |
| Murder | 0 | 0 | 0 | 0 |
| Negligent Manslaughter | 0 | 0 | 0 | 0 |
| Kidnaping/Abduction | 1 | 1 | 0 | 0 |
| Forcible Rape | 0 | 0 | 0 | 0 |
| Forcible Sodomy | 0 | 0 | 0 | 0 |
| Sexual Assault W/Object | 0 | 0 | 0 | 0 |
| Forcible Fondling | 1 | 1 | 0 | 1 |
| Incest | 0 | 0 | 0 | 0 |
| Statutory Rape | 0 | 0 | 0 | 0 |
| Aggravated Assault | 8 | 8 | 4 | 2 |
| Simple Assault | 56 | 51 | 25 | 10 |
| Intimidation | 6 | 3 | 2 | 0 |
| Stalking | 1 | 1 | 0 | 0 |
| Crimes Against Property | | | | |
| Arson | 0 | 0 | 0 | 0 |
| Bribery | 0 | 0 | 0 | 0 |
| Burglary | 2 | 1 | 1 | 0 |
| Counterfeiting/Forgery | 7 | 4 | 1 | 2 |
| Destruction/Damage/Vandalism | 17 | 6 | 3 | 2 |
| Embezzlement | 2 | 2 | 1 | 0 |
| Extortion/Blackmail | 0 | 0 | 0 | 0 |
| Fraud - False Pretenses | 18 | 8 | 5 | 0 |
| Fraud - Credit Card/ATM | 3 | 1 | 1 | 0 |
| Fraud - Impersonation | 2 | 1 | 0 | 0 |
| Fraud - Welfare | 0 | 0 | 0 | 0 |
| Fraud - Wire | 0 | 0 | 0 | 0 |
| Motor Vehicle Theft | 7 | 5 | 2 | 2 |
| Robbery | 0 | 0 | 0 | 0 |
| Stolen Property Offenses | 0 | 0 | 0 | 0 |
| Theft - Pocket-picking | 1 | 1 | 2 | 0 |
| Theft - Purse Snatching | 0 | 0 | 0 | 0 |
| Theft - Shoplifting | 11 | 9 | 7 | 2 |
| Theft From Building | 8 | 5 | 1 | 0 |
| Theft From Coin Machine | 0 | 0 | 0 | 0 |
| Theft From Motor Vehicle | 12 | 2 | 1 | 0 |
| Theft of Motor Vehicle Parts | 4 | 0 | 0 | 0 |
| Theft - All Other Larceny | 27 | 3 | 1 | 2 |
| Crimes Against Society | | | | |
| Drug/Narcotic Violations | 26 | 26 | 25 | 2 |
| Drug/Narcotic Equipment Violations | 18 | 18 | 5 | 0 |
| Gambling - Betting/Wagering | 0 | 0 | 0 | 0 |
| Gambling - Operating/Promoting | 0 | 0 | 0 | 0 |
| Gambling - Equipment Violations | 0 | 0 | 0 | 0 |
| Gambling - Sports Tampering | 0 | 0 | 0 | 0 |
| Pornography/Obscene Material | 0 | 0 | 0 | 0 |
| Prostitution | 0 | 0 | 0 | 0 |
| Prostitution Assisting/Promoting | 0 | 0 | 0 | 0 |
| Weapon Law Violations | 5 | 5 | 3 | 0 |
| Total Group A Offenses | 243 | 162 | 90 | 25 |



2006 Population Estimate **1,104**

Offense Overview

Offense Total 57
 Number Cleared 38
 Percent Cleared 66.67 %
 Group A Crimes per 100,000
 population 5,163.0

Arrest Overview

Total Arrests 68
 Adult Arrests 56
 Juvenile Arrests 12
 Unknown Age 0
 Arrests per 100,000 population 6,159.4
 Average number offenses/incident 1.00

Domestic Violence Victims

| Offense | Total | Arrests |
|-------------------------|----------|-----------|
| Murder | 0 | 0 |
| Aggravated Assault | 2 | 3 |
| Simple Assault | 7 | 7 |
| Intimidation | 0 | 0 |
| Stalking | 0 | 0 |
| Forcible Rape | 0 | 0 |
| Forcible Sodomy | 0 | 0 |
| Sexual Assault W/Object | 0 | 0 |
| Forcible Fondling | 0 | 0 |
| Incest | 0 | 0 |
| Statutory Rape | 0 | 0 |
| Kidnaping/Abduction | 0 | 0 |
| Total | 9 | 10 |

TIBRS Group B Arrests

| Offense | Adult | Juvenile |
|-----------------------|-----------|----------|
| Bad Checks | 7 | 0 |
| Curfew/Vagrancy | 0 | 0 |
| Disorderly Conduct | 0 | 1 |
| DUI | 9 | 1 |
| Drunkenness | 6 | 1 |
| Family-Non Violent | 0 | 0 |
| Liquor Law Violations | 0 | 2 |
| Peeping Tom | 0 | 0 |
| Runaway | 0 | 0 |
| Trespass | 0 | 0 |
| All Other Offenses | 3 | 3 |
| Total Group B | 25 | 8 |

| TIBRS Group A Offenses | Offenses | | Arrests | |
|------------------------------------|-----------|-----------|-----------|----------|
| | Reported | Cleared | Adult | Juvenile |
| Crimes Against Persons | | | | |
| Murder | 0 | 0 | 0 | 0 |
| Negligent Manslaughter | 0 | 0 | 0 | 0 |
| Kidnaping/Abduction | 0 | 0 | 0 | 0 |
| Forcible Rape | 0 | 0 | 0 | 0 |
| Forcible Sodomy | 0 | 0 | 0 | 0 |
| Sexual Assault W/Object | 0 | 0 | 0 | 0 |
| Forcible Fondling | 0 | 0 | 0 | 0 |
| Incest | 0 | 0 | 0 | 0 |
| Statutory Rape | 0 | 0 | 0 | 0 |
| Aggravated Assault | 4 | 4 | 5 | 0 |
| Simple Assault | 11 | 11 | 11 | 0 |
| Intimidation | 3 | 1 | 0 | 0 |
| Stalking | 1 | 0 | 0 | 0 |
| Crimes Against Property | | | | |
| Arson | 0 | 0 | 0 | 0 |
| Bribery | 0 | 0 | 0 | 0 |
| Burglary | 5 | 1 | 1 | 0 |
| Counterfeiting/Forgery | 1 | 1 | 1 | 0 |
| Destruction/Damage/Vandalism | 6 | 1 | 1 | 0 |
| Embezzlement | 0 | 0 | 0 | 0 |
| Extortion/Blackmail | 0 | 0 | 0 | 0 |
| Fraud - False Pretenses | 0 | 0 | 0 | 0 |
| Fraud - Credit Card/ATM | 0 | 0 | 0 | 0 |
| Fraud - Impersonation | 0 | 0 | 0 | 0 |
| Fraud - Welfare | 0 | 0 | 0 | 0 |
| Fraud - Wire | 0 | 0 | 0 | 0 |
| Motor Vehicle Theft | 2 | 2 | 1 | 1 |
| Robbery | 0 | 0 | 0 | 0 |
| Stolen Property Offenses | 0 | 0 | 0 | 0 |
| Theft - Pocket-picking | 0 | 0 | 0 | 0 |
| Theft - Purse Snatching | 0 | 0 | 0 | 0 |
| Theft - Shoplifting | 0 | 0 | 0 | 0 |
| Theft From Building | 1 | 0 | 0 | 0 |
| Theft From Coin Machine | 0 | 0 | 0 | 0 |
| Theft From Motor Vehicle | 4 | 0 | 0 | 0 |
| Theft of Motor Vehicle Parts | 0 | 0 | 0 | 0 |
| Theft - All Other Larceny | 9 | 7 | 2 | 2 |
| Crimes Against Society | | | | |
| Drug/Narcotic Violations | 9 | 9 | 9 | 0 |
| Drug/Narcotic Equipment Violations | 0 | 0 | 0 | 0 |
| Gambling - Betting/Wagering | 0 | 0 | 0 | 0 |
| Gambling - Operating/Promoting | 0 | 0 | 0 | 0 |
| Gambling - Equipment Violations | 0 | 0 | 0 | 0 |
| Gambling - Sports Tampering | 0 | 0 | 0 | 0 |
| Pornography/Obscene Material | 0 | 0 | 0 | 0 |
| Prostitution | 0 | 0 | 0 | 0 |
| Prostitution Assisting/Promoting | 0 | 0 | 0 | 0 |
| Weapon Law Violations | 1 | 1 | 0 | 1 |
| Total Group A Offenses | 57 | 38 | 31 | 4 |



Oliver Springs Police Department - 2007

2006 Population Estimate **3,319**

Offense Overview

Offense Total 292
 Number Cleared 141
 Percent Cleared 48.29 %

Group A Crimes per 100,000
 population 8,797.8

Arrest Overview

Total Arrests 452
 Adult Arrests 449
 Juvenile Arrests 3
 Unknown Age 0

Arrests per 100,000 population 13,618.6

Average number offenses/incident 1.07

Domestic Violence Victims

| Offense | Total | Arrests |
|-------------------------|-----------|-----------|
| Murder | 0 | 0 |
| Aggravated Assault | 2 | 3 |
| Simple Assault | 13 | 13 |
| Intimidation | 1 | 0 |
| Stalking | 0 | 0 |
| Forcible Rape | 1 | 0 |
| Forcible Sodomy | 0 | 0 |
| Sexual Assault W/Object | 0 | 0 |
| Forcible Fondling | 0 | 0 |
| Incest | 0 | 0 |
| Statutory Rape | 0 | 0 |
| Kidnaping/Abduction | 0 | 0 |
| Total | 17 | 16 |

TIBRS Group B Arrests

| Offense | Adult | Juvenile |
|-----------------------|------------|----------|
| Bad Checks | 6 | 0 |
| Curfew/Vagrancy | 0 | 0 |
| Disorderly Conduct | 4 | 0 |
| DUI | 24 | 0 |
| Drunkenness | 15 | 0 |
| Family-Non Violent | 0 | 0 |
| Liquor Law Violations | 1 | 0 |
| Peeping Tom | 0 | 0 |
| Runaway | 0 | 0 |
| Trespass | 2 | 0 |
| All Other Offenses | 258 | 1 |
| Total Group B | 310 | 1 |

| TIBRS Group A Offenses | Offenses | | Arrests | |
|------------------------------------|------------|------------|------------|----------|
| | Reported | Cleared | Adult | Juvenile |
| Crimes Against Persons | | | | |
| Murder | 0 | 0 | 0 | 0 |
| Negligent Manslaughter | 0 | 0 | 0 | 0 |
| Kidnaping/Abduction | 0 | 0 | 0 | 0 |
| Forcible Rape | 1 | 0 | 0 | 0 |
| Forcible Sodomy | 0 | 0 | 0 | 0 |
| Sexual Assault W/Object | 0 | 0 | 0 | 0 |
| Forcible Fondling | 0 | 0 | 0 | 0 |
| Incest | 0 | 0 | 0 | 0 |
| Statutory Rape | 0 | 0 | 0 | 0 |
| Aggravated Assault | 3 | 2 | 3 | 0 |
| Simple Assault | 24 | 19 | 18 | 0 |
| Intimidation | 1 | 0 | 0 | 0 |
| Stalking | 1 | 0 | 0 | 0 |
| Crimes Against Property | | | | |
| Arson | 0 | 0 | 0 | 0 |
| Bribery | 0 | 0 | 0 | 0 |
| Burglary | 25 | 4 | 3 | 2 |
| Counterfeiting/Forgery | 2 | 1 | 3 | 0 |
| Destruction/Damage/Vandalism | 21 | 3 | 3 | 0 |
| Embezzlement | 1 | 1 | 1 | 0 |
| Extortion/Blackmail | 0 | 0 | 0 | 0 |
| Fraud - False Pretenses | 3 | 1 | 3 | 0 |
| Fraud - Credit Card/ATM | 1 | 0 | 0 | 0 |
| Fraud - Impersonation | 5 | 5 | 4 | 0 |
| Fraud - Welfare | 0 | 0 | 0 | 0 |
| Fraud - Wire | 0 | 0 | 0 | 0 |
| Motor Vehicle Theft | 16 | 3 | 3 | 0 |
| Robbery | 1 | 0 | 0 | 0 |
| Stolen Property Offenses | 0 | 0 | 0 | 0 |
| Theft - Pocket-picking | 4 | 0 | 0 | 0 |
| Theft - Purse Snatching | 0 | 0 | 0 | 0 |
| Theft - Shoplifting | 8 | 6 | 6 | 0 |
| Theft From Building | 50 | 7 | 8 | 0 |
| Theft From Coin Machine | 0 | 0 | 0 | 0 |
| Theft From Motor Vehicle | 15 | 0 | 0 | 0 |
| Theft of Motor Vehicle Parts | 2 | 0 | 0 | 0 |
| Theft - All Other Larceny | 23 | 6 | 3 | 0 |
| Crimes Against Society | | | | |
| Drug/Narcotic Violations | 64 | 62 | 62 | 0 |
| Drug/Narcotic Equipment Violations | 19 | 19 | 17 | 0 |
| Gambling - Betting/Wagering | 0 | 0 | 0 | 0 |
| Gambling - Operating/Promoting | 0 | 0 | 0 | 0 |
| Gambling - Equipment Violations | 0 | 0 | 0 | 0 |
| Gambling - Sports Tampering | 0 | 0 | 0 | 0 |
| Pornography/Obscene Material | 0 | 0 | 0 | 0 |
| Prostitution | 0 | 0 | 0 | 0 |
| Prostitution Assisting/Promoting | 0 | 0 | 0 | 0 |
| Weapon Law Violations | 2 | 2 | 2 | 0 |
| Total Group A Offenses | 292 | 141 | 139 | 2 |



Oneida Police Department - 2007

2006 Population Estimate **3,682**

Offense Overview

Offense Total 509
 Number Cleared 255
 Percent Cleared 50.10 %

Group A Crimes per 100,000 population 13,824.0

Arrest Overview

Total Arrests 315
 Adult Arrests 293
 Juvenile Arrests 22
 Unknown Age 0

Arrests per 100,000 population 8,555.1

Average number offenses/incident 1.18

Domestic Violence Victims

| Offense | Total | Arrests |
|-------------------------|-----------|-----------|
| Murder | 0 | 0 |
| Aggravated Assault | 3 | 2 |
| Simple Assault | 35 | 16 |
| Intimidation | 14 | 0 |
| Stalking | 2 | 1 |
| Forcible Rape | 0 | 0 |
| Forcible Sodomy | 0 | 0 |
| Sexual Assault W/Object | 0 | 0 |
| Forcible Fondling | 0 | 0 |
| Incest | 0 | 0 |
| Statutory Rape | 1 | 1 |
| Kidnaping/Abduction | 1 | 0 |
| Total | 56 | 20 |

TIBRS Group B Arrests

| Offense | Adult | Juvenile |
|-----------------------|------------|----------|
| Bad Checks | 3 | 0 |
| Curfew/Vagrancy | 0 | 0 |
| Disorderly Conduct | 18 | 4 |
| DUI | 22 | 0 |
| Drunkenness | 18 | 0 |
| Family-Non Violent | 0 | 0 |
| Liquor Law Violations | 24 | 3 |
| Peeping Tom | 0 | 0 |
| Runaway | 0 | 2 |
| Trespass | 3 | 0 |
| All Other Offenses | 23 | 0 |
| Total Group B | 111 | 9 |

| TIBRS Group A Offenses | Offenses | | Arrests | |
|------------------------------------|------------|------------|------------|-----------|
| | Reported | Cleared | Adult | Juvenile |
| Crimes Against Persons | | | | |
| Murder | 0 | 0 | 0 | 0 |
| Negligent Manslaughter | 0 | 0 | 0 | 0 |
| Kidnaping/Abduction | 3 | 2 | 0 | 0 |
| Forcible Rape | 1 | 1 | 0 | 0 |
| Forcible Sodomy | 0 | 0 | 0 | 0 |
| Sexual Assault W/Object | 0 | 0 | 0 | 0 |
| Forcible Fondling | 2 | 2 | 2 | 0 |
| Incest | 0 | 0 | 0 | 0 |
| Statutory Rape | 1 | 1 | 1 | 0 |
| Aggravated Assault | 19 | 12 | 5 | 0 |
| Simple Assault | 66 | 49 | 35 | 1 |
| Intimidation | 58 | 19 | 3 | 2 |
| Stalking | 4 | 2 | 2 | 0 |
| Crimes Against Property | | | | |
| Arson | 0 | 0 | 0 | 0 |
| Bribery | 0 | 0 | 0 | 0 |
| Burglary | 48 | 8 | 9 | 3 |
| Counterfeiting/Forgery | 16 | 13 | 9 | 0 |
| Destruction/Damage/Vandalism | 64 | 25 | 13 | 1 |
| Embezzlement | 2 | 2 | 3 | 0 |
| Extortion/Blackmail | 1 | 0 | 0 | 0 |
| Fraud - False Pretenses | 17 | 15 | 7 | 0 |
| Fraud - Credit Card/ATM | 1 | 0 | 0 | 0 |
| Fraud - Impersonation | 2 | 2 | 0 | 0 |
| Fraud - Welfare | 0 | 0 | 0 | 0 |
| Fraud - Wire | 0 | 0 | 0 | 0 |
| Motor Vehicle Theft | 7 | 3 | 0 | 1 |
| Robbery | 1 | 0 | 0 | 0 |
| Stolen Property Offenses | 1 | 1 | 0 | 0 |
| Theft - Pocket-picking | 1 | 0 | 0 | 0 |
| Theft - Purse Snatching | 0 | 0 | 0 | 0 |
| Theft - Shoplifting | 34 | 34 | 41 | 2 |
| Theft From Building | 26 | 8 | 6 | 0 |
| Theft From Coin Machine | 2 | 1 | 1 | 0 |
| Theft From Motor Vehicle | 40 | 7 | 8 | 1 |
| Theft of Motor Vehicle Parts | 16 | 1 | 1 | 0 |
| Theft - All Other Larceny | 33 | 5 | 4 | 0 |
| Crimes Against Society | | | | |
| Drug/Narcotic Violations | 23 | 23 | 22 | 1 |
| Drug/Narcotic Equipment Violations | 16 | 15 | 8 | 0 |
| Gambling - Betting/Wagering | 0 | 0 | 0 | 0 |
| Gambling - Operating/Promoting | 0 | 0 | 0 | 0 |
| Gambling - Equipment Violations | 0 | 0 | 0 | 0 |
| Gambling - Sports Tampering | 0 | 0 | 0 | 0 |
| Pornography/Obscene Material | 0 | 0 | 0 | 0 |
| Prostitution | 0 | 0 | 0 | 0 |
| Prostitution Assisting/Promoting | 0 | 0 | 0 | 0 |
| Weapon Law Violations | 4 | 4 | 2 | 1 |
| Total Group A Offenses | 509 | 255 | 182 | 13 |



2006 Population Estimate 9,981

Offense Overview

Offense Total 1,225
 Number Cleared 476
 Percent Cleared 38.86 %
 Group A Crimes per 100,000 population 12,273.3

Arrest Overview

Total Arrests 777
 Adult Arrests 659
 Juvenile Arrests 118
 Unknown Age 0
 Arrests per 100,000 population 7,784.8
 Average number offenses/incident 1.09

Domestic Violence Victims

| Offense | Total | Arrests |
|-------------------------|------------|-----------|
| Murder | 0 | 0 |
| Aggravated Assault | 18 | 17 |
| Simple Assault | 85 | 59 |
| Intimidation | 10 | 3 |
| Stalking | 0 | 0 |
| Forcible Rape | 0 | 0 |
| Forcible Sodomy | 0 | 0 |
| Sexual Assault W/Object | 0 | 0 |
| Forcible Fondling | 2 | 1 |
| Incest | 0 | 0 |
| Statutory Rape | 0 | 0 |
| Kidnaping/Abduction | 0 | 0 |
| Total | 115 | 80 |

TIBRS Group B Arrests

| Offense | Adult | Juvenile |
|-----------------------|------------|-----------|
| Bad Checks | 0 | 0 |
| Curfew/Vagrancy | 0 | 16 |
| Disorderly Conduct | 10 | 4 |
| DUI | 61 | 0 |
| Drunkenness | 79 | 0 |
| Family-Non Violent | 0 | 0 |
| Liquor Law Violations | 40 | 14 |
| Peeping Tom | 0 | 0 |
| Runaway | 0 | 6 |
| Trespass | 20 | 3 |
| All Other Offenses | 50 | 2 |
| Total Group B | 260 | 45 |

| TIBRS Group A Offenses | Offenses | | Arrests | |
|------------------------------------|--------------|------------|------------|-----------|
| | Reported | Cleared | Adult | Juvenile |
| Crimes Against Persons | | | | |
| Murder | 0 | 0 | 0 | 0 |
| Negligent Manslaughter | 0 | 0 | 0 | 0 |
| Kidnaping/Abduction | 2 | 1 | 1 | 0 |
| Forcible Rape | 2 | 0 | 0 | 0 |
| Forcible Sodomy | 0 | 0 | 0 | 0 |
| Sexual Assault W/Object | 1 | 0 | 0 | 0 |
| Forcible Fondling | 5 | 1 | 1 | 0 |
| Incest | 0 | 0 | 0 | 0 |
| Statutory Rape | 2 | 0 | 0 | 0 |
| Aggravated Assault | 78 | 56 | 43 | 4 |
| Simple Assault | 134 | 80 | 63 | 10 |
| Intimidation | 29 | 4 | 5 | 0 |
| Stalking | 2 | 0 | 0 | 0 |
| Crimes Against Property | | | | |
| Arson | 1 | 0 | 0 | 0 |
| Bribery | 0 | 0 | 0 | 0 |
| Burglary | 161 | 18 | 17 | 6 |
| Counterfeiting/Forgery | 24 | 3 | 3 | 0 |
| Destruction/Damage/Vandalism | 162 | 15 | 8 | 8 |
| Embezzlement | 7 | 2 | 3 | 0 |
| Extortion/Blackmail | 0 | 0 | 0 | 0 |
| Fraud - False Pretenses | 25 | 8 | 5 | 0 |
| Fraud - Credit Card/ATM | 4 | 1 | 1 | 0 |
| Fraud - Impersonation | 11 | 7 | 7 | 0 |
| Fraud - Welfare | 0 | 0 | 0 | 0 |
| Fraud - Wire | 0 | 0 | 0 | 0 |
| Motor Vehicle Theft | 19 | 4 | 2 | 3 |
| Robbery | 13 | 2 | 3 | 0 |
| Stolen Property Offenses | 0 | 0 | 0 | 0 |
| Theft - Pocket-picking | 0 | 0 | 0 | 0 |
| Theft - Purse Snatching | 0 | 0 | 0 | 0 |
| Theft - Shoplifting | 106 | 95 | 78 | 27 |
| Theft From Building | 117 | 18 | 11 | 4 |
| Theft From Coin Machine | 3 | 0 | 0 | 0 |
| Theft From Motor Vehicle | 74 | 8 | 8 | 0 |
| Theft of Motor Vehicle Parts | 13 | 0 | 0 | 0 |
| Theft - All Other Larceny | 72 | 6 | 6 | 1 |
| Crimes Against Society | | | | |
| Drug/Narcotic Violations | 85 | 84 | 97 | 6 |
| Drug/Narcotic Equipment Violations | 66 | 56 | 34 | 0 |
| Gambling - Betting/Wagering | 0 | 0 | 0 | 0 |
| Gambling - Operating/Promoting | 0 | 0 | 0 | 0 |
| Gambling - Equipment Violations | 0 | 0 | 0 | 0 |
| Gambling - Sports Tampering | 0 | 0 | 0 | 0 |
| Pornography/Obscene Material | 1 | 1 | 0 | 3 |
| Prostitution | 0 | 0 | 0 | 0 |
| Prostitution Assisting/Promoting | 0 | 0 | 0 | 0 |
| Weapon Law Violations | 6 | 6 | 3 | 1 |
| Total Group A Offenses | 1,225 | 476 | 399 | 73 |



Parsons Police Department - 2007

2006 Population Estimate 2,385

Offense Overview

Offense Total 110
 Number Cleared 55
 Percent Cleared 50.00 %
 Group A Crimes per 100,000 population 4,612.2

Arrest Overview

Total Arrests 80
 Adult Arrests 73
 Juvenile Arrests 7
 Unknown Age 0
 Arrests per 100,000 population 3,354.3
 Average number offenses/incident 1.22

Domestic Violence Victims

| Offense | Total | Arrests |
|-------------------------|----------|----------|
| Murder | 0 | 0 |
| Aggravated Assault | 2 | 1 |
| Simple Assault | 6 | 6 |
| Intimidation | 1 | 0 |
| Stalking | 0 | 0 |
| Forcible Rape | 0 | 0 |
| Forcible Sodomy | 0 | 0 |
| Sexual Assault W/Object | 0 | 0 |
| Forcible Fondling | 0 | 0 |
| Incest | 0 | 0 |
| Statutory Rape | 0 | 0 |
| Kidnaping/Abduction | 0 | 0 |
| Total | 9 | 7 |

TIBRS Group B Arrests

| Offense | Adult | Juvenile |
|-----------------------|-----------|----------|
| Bad Checks | 0 | 0 |
| Curfew/Vagrancy | 0 | 0 |
| Disorderly Conduct | 2 | 0 |
| DUI | 5 | 0 |
| Drunkenness | 9 | 1 |
| Family-Non Violent | 0 | 0 |
| Liquor Law Violations | 2 | 0 |
| Peeping Tom | 0 | 0 |
| Runaway | 0 | 0 |
| Trespass | 1 | 0 |
| All Other Offenses | 4 | 0 |
| Total Group B | 23 | 1 |

| TIBRS Group A Offenses | Offenses | | Arrests | |
|------------------------------------|------------|-----------|-----------|----------|
| | Reported | Cleared | Adult | Juvenile |
| Crimes Against Persons | | | | |
| Murder | 0 | 0 | 0 | 0 |
| Negligent Manslaughter | 0 | 0 | 0 | 0 |
| Kidnaping/Abduction | 0 | 0 | 0 | 0 |
| Forcible Rape | 0 | 0 | 0 | 0 |
| Forcible Sodomy | 0 | 0 | 0 | 0 |
| Sexual Assault W/Object | 0 | 0 | 0 | 0 |
| Forcible Fondling | 0 | 0 | 0 | 0 |
| Incest | 0 | 0 | 0 | 0 |
| Statutory Rape | 0 | 0 | 0 | 0 |
| Aggravated Assault | 7 | 5 | 4 | 0 |
| Simple Assault | 9 | 6 | 7 | 0 |
| Intimidation | 1 | 0 | 0 | 0 |
| Stalking | 0 | 0 | 0 | 0 |
| Crimes Against Property | | | | |
| Arson | 0 | 0 | 0 | 0 |
| Bribery | 0 | 0 | 0 | 0 |
| Burglary | 21 | 6 | 9 | 3 |
| Counterfeiting/Forgery | 5 | 5 | 5 | 0 |
| Destruction/Damage/Vandalism | 9 | 1 | 1 | 0 |
| Embezzlement | 0 | 0 | 0 | 0 |
| Extortion/Blackmail | 0 | 0 | 0 | 0 |
| Fraud - False Pretenses | 4 | 4 | 1 | 0 |
| Fraud - Credit Card/ATM | 1 | 0 | 0 | 0 |
| Fraud - Impersonation | 1 | 1 | 1 | 0 |
| Fraud - Welfare | 0 | 0 | 0 | 0 |
| Fraud - Wire | 0 | 0 | 0 | 0 |
| Motor Vehicle Theft | 4 | 0 | 0 | 0 |
| Robbery | 1 | 0 | 0 | 0 |
| Stolen Property Offenses | 2 | 2 | 2 | 0 |
| Theft - Pocket-picking | 0 | 0 | 0 | 0 |
| Theft - Purse Snatching | 0 | 0 | 0 | 0 |
| Theft - Shoplifting | 0 | 0 | 0 | 0 |
| Theft From Building | 5 | 2 | 1 | 0 |
| Theft From Coin Machine | 2 | 0 | 0 | 0 |
| Theft From Motor Vehicle | 3 | 0 | 0 | 0 |
| Theft of Motor Vehicle Parts | 7 | 1 | 0 | 0 |
| Theft - All Other Larceny | 11 | 5 | 6 | 0 |
| Crimes Against Society | | | | |
| Drug/Narcotic Violations | 10 | 10 | 11 | 3 |
| Drug/Narcotic Equipment Violations | 5 | 5 | 0 | 0 |
| Gambling - Betting/Wagering | 0 | 0 | 0 | 0 |
| Gambling - Operating/Promoting | 0 | 0 | 0 | 0 |
| Gambling - Equipment Violations | 0 | 0 | 0 | 0 |
| Gambling - Sports Tampering | 0 | 0 | 0 | 0 |
| Pornography/Obscene Material | 0 | 0 | 0 | 0 |
| Prostitution | 0 | 0 | 0 | 0 |
| Prostitution Assisting/Promoting | 0 | 0 | 0 | 0 |
| Weapon Law Violations | 2 | 2 | 2 | 0 |
| Total Group A Offenses | 110 | 55 | 50 | 6 |



Petersburg Police Department - 2007

2006 Population Estimate 601

Offense Overview

Offense Total 23
 Number Cleared 7
 Percent Cleared 30.43 %
 Group A Crimes per 100,000 population 3,827.0

Arrest Overview

Total Arrests 10
 Adult Arrests 10
 Juvenile Arrests 0
 Unknown Age 0
 Arrests per 100,000 population 1,663.9
 Average number offenses/incident 1.00

Domestic Violence Victims

| Offense | Total | Arrests |
|-------------------------|----------|----------|
| Murder | 0 | 0 |
| Aggravated Assault | 1 | 1 |
| Simple Assault | 4 | 1 |
| Intimidation | 2 | 1 |
| Stalking | 0 | 0 |
| Forcible Rape | 0 | 0 |
| Forcible Sodomy | 0 | 0 |
| Sexual Assault W/Object | 0 | 0 |
| Forcible Fondling | 0 | 0 |
| Incest | 0 | 0 |
| Statutory Rape | 0 | 0 |
| Kidnaping/Abduction | 0 | 0 |
| Total | 7 | 3 |

TIBRS Group B Arrests

| Offense | Adult | Juvenile |
|-----------------------|----------|----------|
| Bad Checks | 0 | 0 |
| Curfew/Vagrancy | 0 | 0 |
| Disorderly Conduct | 0 | 0 |
| DUI | 2 | 0 |
| Drunkenness | 0 | 0 |
| Family-Non Violent | 0 | 0 |
| Liquor Law Violations | 0 | 0 |
| Peeping Tom | 0 | 0 |
| Runaway | 0 | 0 |
| Trespass | 0 | 0 |
| All Other Offenses | 1 | 0 |
| Total Group B | 3 | 0 |

| TIBRS Group A Offenses | Offenses | | Arrests | |
|------------------------------------|-----------|----------|----------|----------|
| | Reported | Cleared | Adult | Juvenile |
| Crimes Against Persons | | | | |
| Murder | 0 | 0 | 0 | 0 |
| Negligent Manslaughter | 0 | 0 | 0 | 0 |
| Kidnaping/Abduction | 0 | 0 | 0 | 0 |
| Forcible Rape | 0 | 0 | 0 | 0 |
| Forcible Sodomy | 0 | 0 | 0 | 0 |
| Sexual Assault W/Object | 0 | 0 | 0 | 0 |
| Forcible Fondling | 0 | 0 | 0 | 0 |
| Incest | 0 | 0 | 0 | 0 |
| Statutory Rape | 0 | 0 | 0 | 0 |
| Aggravated Assault | 2 | 2 | 2 | 0 |
| Simple Assault | 5 | 1 | 1 | 0 |
| Intimidation | 3 | 1 | 1 | 0 |
| Stalking | 0 | 0 | 0 | 0 |
| Crimes Against Property | | | | |
| Arson | 0 | 0 | 0 | 0 |
| Bribery | 0 | 0 | 0 | 0 |
| Burglary | 2 | 1 | 1 | 0 |
| Counterfeiting/Forgery | 0 | 0 | 0 | 0 |
| Destruction/Damage/Vandalism | 3 | 0 | 0 | 0 |
| Embezzlement | 0 | 0 | 0 | 0 |
| Extortion/Blackmail | 0 | 0 | 0 | 0 |
| Fraud - False Pretenses | 0 | 0 | 0 | 0 |
| Fraud - Credit Card/ATM | 1 | 0 | 0 | 0 |
| Fraud - Impersonation | 0 | 0 | 0 | 0 |
| Fraud - Welfare | 0 | 0 | 0 | 0 |
| Fraud - Wire | 0 | 0 | 0 | 0 |
| Motor Vehicle Theft | 0 | 0 | 0 | 0 |
| Robbery | 0 | 0 | 0 | 0 |
| Stolen Property Offenses | 0 | 0 | 0 | 0 |
| Theft - Pocket-picking | 0 | 0 | 0 | 0 |
| Theft - Purse Snatching | 0 | 0 | 0 | 0 |
| Theft - Shoplifting | 0 | 0 | 0 | 0 |
| Theft From Building | 1 | 0 | 0 | 0 |
| Theft From Coin Machine | 0 | 0 | 0 | 0 |
| Theft From Motor Vehicle | 1 | 0 | 0 | 0 |
| Theft of Motor Vehicle Parts | 0 | 0 | 0 | 0 |
| Theft - All Other Larceny | 4 | 1 | 1 | 0 |
| Crimes Against Society | | | | |
| Drug/Narcotic Violations | 1 | 1 | 1 | 0 |
| Drug/Narcotic Equipment Violations | 0 | 0 | 0 | 0 |
| Gambling - Betting/Wagering | 0 | 0 | 0 | 0 |
| Gambling - Operating/Promoting | 0 | 0 | 0 | 0 |
| Gambling - Equipment Violations | 0 | 0 | 0 | 0 |
| Gambling - Sports Tampering | 0 | 0 | 0 | 0 |
| Pornography/Obscene Material | 0 | 0 | 0 | 0 |
| Prostitution | 0 | 0 | 0 | 0 |
| Prostitution Assisting/Promoting | 0 | 0 | 0 | 0 |
| Weapon Law Violations | 0 | 0 | 0 | 0 |
| Total Group A Offenses | 23 | 7 | 7 | 0 |



Pigeon Forge Police Department - 2007

2006 Population Estimate **5,913**

Offense Overview

Offense Total 1,488
 Number Cleared 467
 Percent Cleared 31.38 %

Group A Crimes per 100,000
 population 25,164.9

Arrest Overview

Total Arrests 961
 Adult Arrests 840
 Juvenile Arrests 121
 Unknown Age 0

Arrests per 100,000 population 16,252.3

Average number offenses/incident 1.10

Domestic Violence Victims

| Offense | Total | Arrests |
|-------------------------|------------|-----------|
| Murder | 0 | 0 |
| Aggravated Assault | 12 | 11 |
| Simple Assault | 73 | 40 |
| Intimidation | 27 | 3 |
| Stalking | 2 | 0 |
| Forcible Rape | 4 | 1 |
| Forcible Sodomy | 0 | 0 |
| Sexual Assault W/Object | 0 | 0 |
| Forcible Fondling | 1 | 0 |
| Incest | 0 | 0 |
| Statutory Rape | 1 | 0 |
| Kidnaping/Abduction | 0 | 0 |
| Total | 120 | 55 |

TIBRS Group B Arrests

| Offense | Adult | Juvenile |
|-----------------------|------------|-----------|
| Bad Checks | 1 | 0 |
| Curfew/Vagrancy | 0 | 0 |
| Disorderly Conduct | 23 | 20 |
| DUI | 131 | 1 |
| Drunkenness | 92 | 0 |
| Family-Non Violent | 1 | 0 |
| Liquor Law Violations | 171 | 23 |
| Peeping Tom | 0 | 0 |
| Runaway | 0 | 7 |
| Trespass | 7 | 2 |
| All Other Offenses | 36 | 13 |
| Total Group B | 462 | 66 |

| TIBRS Group A Offenses | Offenses | | Arrests | |
|------------------------------------|--------------|------------|------------|-----------|
| | Reported | Cleared | Adult | Juvenile |
| Crimes Against Persons | | | | |
| Murder | 0 | 0 | 0 | 0 |
| Negligent Manslaughter | 0 | 0 | 0 | 0 |
| Kidnaping/Abduction | 0 | 0 | 0 | 0 |
| Forcible Rape | 6 | 2 | 1 | 0 |
| Forcible Sodomy | 2 | 0 | 0 | 0 |
| Sexual Assault W/Object | 0 | 0 | 0 | 0 |
| Forcible Fondling | 9 | 3 | 1 | 2 |
| Incest | 0 | 0 | 0 | 0 |
| Statutory Rape | 4 | 1 | 0 | 0 |
| Aggravated Assault | 44 | 25 | 20 | 3 |
| Simple Assault | 140 | 59 | 49 | 4 |
| Intimidation | 72 | 4 | 4 | 0 |
| Stalking | 3 | 2 | 1 | 0 |
| Crimes Against Property | | | | |
| Arson | 6 | 0 | 0 | 0 |
| Bribery | 0 | 0 | 0 | 0 |
| Burglary | 236 | 16 | 17 | 3 |
| Counterfeiting/Forgery | 43 | 15 | 17 | 0 |
| Destruction/Damage/Vandalism | 98 | 11 | 6 | 0 |
| Embezzlement | 40 | 11 | 13 | 0 |
| Extortion/Blackmail | 1 | 0 | 0 | 0 |
| Fraud - False Pretenses | 24 | 5 | 4 | 0 |
| Fraud - Credit Card/ATM | 30 | 9 | 5 | 6 |
| Fraud - Impersonation | 21 | 20 | 12 | 4 |
| Fraud - Welfare | 0 | 0 | 0 | 0 |
| Fraud - Wire | 2 | 0 | 0 | 0 |
| Motor Vehicle Theft | 47 | 5 | 4 | 1 |
| Robbery | 9 | 2 | 4 | 0 |
| Stolen Property Offenses | 2 | 2 | 2 | 0 |
| Theft - Pocket-picking | 0 | 0 | 0 | 0 |
| Theft - Purse Snatching | 1 | 0 | 0 | 0 |
| Theft - Shoplifting | 59 | 32 | 38 | 2 |
| Theft From Building | 110 | 12 | 5 | 6 |
| Theft From Coin Machine | 38 | 4 | 3 | 2 |
| Theft From Motor Vehicle | 97 | 4 | 6 | 0 |
| Theft of Motor Vehicle Parts | 19 | 0 | 0 | 0 |
| Theft - All Other Larceny | 108 | 12 | 12 | 0 |
| Crimes Against Society | | | | |
| Drug/Narcotic Violations | 128 | 126 | 130 | 18 |
| Drug/Narcotic Equipment Violations | 70 | 69 | 16 | 3 |
| Gambling - Betting/Wagering | 1 | 0 | 0 | 0 |
| Gambling - Operating/Promoting | 0 | 0 | 0 | 0 |
| Gambling - Equipment Violations | 0 | 0 | 0 | 0 |
| Gambling - Sports Tampering | 0 | 0 | 0 | 0 |
| Pornography/Obscene Material | 1 | 0 | 0 | 0 |
| Prostitution | 1 | 0 | 0 | 0 |
| Prostitution Assisting/Promoting | 0 | 0 | 0 | 0 |
| Weapon Law Violations | 16 | 16 | 8 | 1 |
| Total Group A Offenses | 1,488 | 467 | 378 | 55 |



Pikeville Police Department - 2007

2006 Population Estimate 1,878

Offense Overview

Offense Total 91
 Number Cleared 57
 Percent Cleared 62.64 %

Group A Crimes per 100,000 population 4,845.6

Arrest Overview

Total Arrests 92
 Adult Arrests 92
 Juvenile Arrests 0
 Unknown Age 0

Arrests per 100,000 population 4,898.8

Average number offenses/incident 1.01

Domestic Violence Victims

| Offense | Total | Arrests |
|-------------------------|-----------|-----------|
| Murder | 0 | 0 |
| Aggravated Assault | 1 | 1 |
| Simple Assault | 8 | 8 |
| Intimidation | 1 | 1 |
| Stalking | 0 | 0 |
| Forcible Rape | 0 | 0 |
| Forcible Sodomy | 0 | 0 |
| Sexual Assault W/Object | 0 | 0 |
| Forcible Fondling | 0 | 0 |
| Incest | 0 | 0 |
| Statutory Rape | 0 | 0 |
| Kidnaping/Abduction | 0 | 0 |
| Total | 10 | 10 |

TIBRS Group B Arrests

| Offense | Adult | Juvenile |
|-----------------------|-----------|----------|
| Bad Checks | 0 | 0 |
| Curfew/Vagrancy | 0 | 0 |
| Disorderly Conduct | 1 | 0 |
| DUI | 13 | 0 |
| Drunkenness | 11 | 0 |
| Family-Non Violent | 1 | 0 |
| Liquor Law Violations | 7 | 0 |
| Peeping Tom | 0 | 0 |
| Runaway | 0 | 0 |
| Trespass | 1 | 0 |
| All Other Offenses | 21 | 0 |
| Total Group B | 55 | 0 |

| TIBRS Group A Offenses | Offenses | | Arrests | |
|------------------------------------|-----------|-----------|-----------|----------|
| | Reported | Cleared | Adult | Juvenile |
| Crimes Against Persons | | | | |
| Murder | 0 | 0 | 0 | 0 |
| Negligent Manslaughter | 0 | 0 | 0 | 0 |
| Kidnaping/Abduction | 0 | 0 | 0 | 0 |
| Forcible Rape | 0 | 0 | 0 | 0 |
| Forcible Sodomy | 0 | 0 | 0 | 0 |
| Sexual Assault W/Object | 0 | 0 | 0 | 0 |
| Forcible Fondling | 2 | 2 | 1 | 0 |
| Incest | 0 | 0 | 0 | 0 |
| Statutory Rape | 0 | 0 | 0 | 0 |
| Aggravated Assault | 2 | 2 | 2 | 0 |
| Simple Assault | 11 | 10 | 9 | 0 |
| Intimidation | 2 | 1 | 1 | 0 |
| Stalking | 0 | 0 | 0 | 0 |
| Crimes Against Property | | | | |
| Arson | 0 | 0 | 0 | 0 |
| Bribery | 0 | 0 | 0 | 0 |
| Burglary | 2 | 0 | 0 | 0 |
| Counterfeiting/Forgery | 0 | 0 | 0 | 0 |
| Destruction/Damage/Vandalism | 6 | 1 | 0 | 0 |
| Embezzlement | 0 | 0 | 0 | 0 |
| Extortion/Blackmail | 0 | 0 | 0 | 0 |
| Fraud - False Pretenses | 0 | 0 | 0 | 0 |
| Fraud - Credit Card/ATM | 0 | 0 | 0 | 0 |
| Fraud - Impersonation | 1 | 0 | 0 | 0 |
| Fraud - Welfare | 3 | 3 | 3 | 0 |
| Fraud - Wire | 0 | 0 | 0 | 0 |
| Motor Vehicle Theft | 2 | 1 | 1 | 0 |
| Robbery | 0 | 0 | 0 | 0 |
| Stolen Property Offenses | 1 | 1 | 1 | 0 |
| Theft - Pocket-picking | 0 | 0 | 0 | 0 |
| Theft - Purse Snatching | 1 | 0 | 0 | 0 |
| Theft - Shoplifting | 6 | 5 | 1 | 0 |
| Theft From Building | 12 | 4 | 5 | 0 |
| Theft From Coin Machine | 0 | 0 | 0 | 0 |
| Theft From Motor Vehicle | 7 | 1 | 0 | 0 |
| Theft of Motor Vehicle Parts | 0 | 0 | 0 | 0 |
| Theft - All Other Larceny | 12 | 5 | 2 | 0 |
| Crimes Against Society | | | | |
| Drug/Narcotic Violations | 18 | 18 | 11 | 0 |
| Drug/Narcotic Equipment Violations | 1 | 1 | 0 | 0 |
| Gambling - Betting/Wagering | 0 | 0 | 0 | 0 |
| Gambling - Operating/Promoting | 0 | 0 | 0 | 0 |
| Gambling - Equipment Violations | 0 | 0 | 0 | 0 |
| Gambling - Sports Tampering | 0 | 0 | 0 | 0 |
| Pornography/Obscene Material | 0 | 0 | 0 | 0 |
| Prostitution | 0 | 0 | 0 | 0 |
| Prostitution Assisting/Promoting | 0 | 0 | 0 | 0 |
| Weapon Law Violations | 2 | 2 | 0 | 0 |
| Total Group A Offenses | 91 | 57 | 37 | 0 |



Piperton Police Department - 2007

2006 Population Estimate **959**

Offense Overview

Offense Total 91
 Number Cleared 62
 Percent Cleared 68.13 %

Group A Crimes per 100,000
 population 9,489.1

Arrest Overview

Total Arrests 106
 Adult Arrests 105
 Juvenile Arrests 1
 Unknown Age 0

Arrests per 100,000 population 11,053.2

Average number offenses/incident 1.17

Domestic Violence Victims

| Offense | Total | Arrests |
|-------------------------|-----------|----------|
| Murder | 0 | 0 |
| Aggravated Assault | 4 | 2 |
| Simple Assault | 8 | 7 |
| Intimidation | 0 | 0 |
| Stalking | 0 | 0 |
| Forcible Rape | 0 | 0 |
| Forcible Sodomy | 0 | 0 |
| Sexual Assault W/Object | 0 | 0 |
| Forcible Fondling | 0 | 0 |
| Incest | 0 | 0 |
| Statutory Rape | 0 | 0 |
| Kidnaping/Abduction | 0 | 0 |
| Total | 12 | 9 |

TIBRS Group B Arrests

| Offense | Adult | Juvenile |
|-----------------------|-----------|----------|
| Bad Checks | 0 | 0 |
| Curfew/Vagrancy | 0 | 0 |
| Disorderly Conduct | 1 | 0 |
| DUI | 35 | 1 |
| Drunkenness | 1 | 0 |
| Family-Non Violent | 0 | 0 |
| Liquor Law Violations | 5 | 0 |
| Peeping Tom | 0 | 0 |
| Runaway | 0 | 0 |
| Trespass | 1 | 0 |
| All Other Offenses | 7 | 0 |
| Total Group B | 50 | 1 |

| TIBRS Group A Offenses | Offenses | | Arrests | |
|------------------------------------|-----------|-----------|-----------|----------|
| | Reported | Cleared | Adult | Juvenile |
| Crimes Against Persons | | | | |
| Murder | 0 | 0 | 0 | 0 |
| Negligent Manslaughter | 0 | 0 | 0 | 0 |
| Kidnaping/Abduction | 0 | 0 | 0 | 0 |
| Forcible Rape | 0 | 0 | 0 | 0 |
| Forcible Sodomy | 0 | 0 | 0 | 0 |
| Sexual Assault W/Object | 0 | 0 | 0 | 0 |
| Forcible Fondling | 0 | 0 | 0 | 0 |
| Incest | 0 | 0 | 0 | 0 |
| Statutory Rape | 0 | 0 | 0 | 0 |
| Aggravated Assault | 4 | 3 | 2 | 0 |
| Simple Assault | 9 | 7 | 7 | 0 |
| Intimidation | 1 | 0 | 0 | 0 |
| Stalking | 0 | 0 | 0 | 0 |
| Crimes Against Property | | | | |
| Arson | 0 | 0 | 0 | 0 |
| Bribery | 0 | 0 | 0 | 0 |
| Burglary | 2 | 0 | 0 | 0 |
| Counterfeiting/Forgery | 2 | 2 | 2 | 0 |
| Destruction/Damage/Vandalism | 10 | 1 | 1 | 0 |
| Embezzlement | 0 | 0 | 0 | 0 |
| Extortion/Blackmail | 0 | 0 | 0 | 0 |
| Fraud - False Pretenses | 1 | 1 | 1 | 0 |
| Fraud - Credit Card/ATM | 0 | 0 | 0 | 0 |
| Fraud - Impersonation | 4 | 1 | 1 | 0 |
| Fraud - Welfare | 0 | 0 | 0 | 0 |
| Fraud - Wire | 0 | 0 | 0 | 0 |
| Motor Vehicle Theft | 2 | 1 | 1 | 0 |
| Robbery | 0 | 0 | 0 | 0 |
| Stolen Property Offenses | 0 | 0 | 0 | 0 |
| Theft - Pocket-picking | 0 | 0 | 0 | 0 |
| Theft - Purse Snatching | 0 | 0 | 0 | 0 |
| Theft - Shoplifting | 0 | 0 | 0 | 0 |
| Theft From Building | 3 | 1 | 1 | 0 |
| Theft From Coin Machine | 0 | 0 | 0 | 0 |
| Theft From Motor Vehicle | 2 | 0 | 0 | 0 |
| Theft of Motor Vehicle Parts | 1 | 0 | 0 | 0 |
| Theft - All Other Larceny | 3 | 0 | 0 | 0 |
| Crimes Against Society | | | | |
| Drug/Narcotic Violations | 29 | 28 | 28 | 0 |
| Drug/Narcotic Equipment Violations | 15 | 14 | 8 | 0 |
| Gambling - Betting/Wagering | 0 | 0 | 0 | 0 |
| Gambling - Operating/Promoting | 0 | 0 | 0 | 0 |
| Gambling - Equipment Violations | 0 | 0 | 0 | 0 |
| Gambling - Sports Tampering | 0 | 0 | 0 | 0 |
| Pornography/Obscene Material | 0 | 0 | 0 | 0 |
| Prostitution | 0 | 0 | 0 | 0 |
| Prostitution Assisting/Promoting | 0 | 0 | 0 | 0 |
| Weapon Law Violations | 3 | 3 | 3 | 0 |
| Total Group A Offenses | 91 | 62 | 55 | 0 |



2006 Population Estimate **603**

Offense Overview

Offense Total 29
 Number Cleared 5
 Percent Cleared 17.24 %

Group A Crimes per 100,000 population 4,809.3

Arrest Overview

Total Arrests 3
 Adult Arrests 3
 Juvenile Arrests 0
 Unknown Age 0

Arrests per 100,000 population 497.5

Average number offenses/incident 1.12

Domestic Violence Victims

| Offense | Total | Arrests |
|-------------------------|----------|----------|
| Murder | 0 | 0 |
| Aggravated Assault | 2 | 1 |
| Simple Assault | 0 | 0 |
| Intimidation | 1 | 0 |
| Stalking | 0 | 0 |
| Forcible Rape | 0 | 0 |
| Forcible Sodomy | 0 | 0 |
| Sexual Assault W/Object | 0 | 0 |
| Forcible Fondling | 0 | 0 |
| Incest | 0 | 0 |
| Statutory Rape | 0 | 0 |
| Kidnaping/Abduction | 0 | 0 |
| Total | 3 | 1 |

TIBRS Group B Arrests

| Offense | Adult | Juvenile |
|-----------------------|----------|----------|
| Bad Checks | 0 | 0 |
| Curfew/Vagrancy | 0 | 0 |
| Disorderly Conduct | 0 | 0 |
| DUI | 0 | 0 |
| Drunkenness | 0 | 0 |
| Family-Non Violent | 0 | 0 |
| Liquor Law Violations | 0 | 0 |
| Peeping Tom | 0 | 0 |
| Runaway | 0 | 0 |
| Trespass | 0 | 0 |
| All Other Offenses | 1 | 0 |
| Total Group B | 1 | 0 |

| TIBRS Group A Offenses | Offenses | | Arrests | |
|------------------------------------|-----------|----------|----------|----------|
| | Reported | Cleared | Adult | Juvenile |
| Crimes Against Persons | | | | |
| Murder | 0 | 0 | 0 | 0 |
| Negligent Manslaughter | 0 | 0 | 0 | 0 |
| Kidnaping/Abduction | 0 | 0 | 0 | 0 |
| Forcible Rape | 0 | 0 | 0 | 0 |
| Forcible Sodomy | 0 | 0 | 0 | 0 |
| Sexual Assault W/Object | 0 | 0 | 0 | 0 |
| Forcible Fondling | 0 | 0 | 0 | 0 |
| Incest | 0 | 0 | 0 | 0 |
| Statutory Rape | 0 | 0 | 0 | 0 |
| Aggravated Assault | 2 | 2 | 1 | 0 |
| Simple Assault | 1 | 0 | 0 | 0 |
| Intimidation | 3 | 1 | 1 | 0 |
| Stalking | 0 | 0 | 0 | 0 |
| Crimes Against Property | | | | |
| Arson | 0 | 0 | 0 | 0 |
| Bribery | 0 | 0 | 0 | 0 |
| Burglary | 7 | 1 | 0 | 0 |
| Counterfeiting/Forgery | 0 | 0 | 0 | 0 |
| Destruction/Damage/Vandalism | 5 | 0 | 0 | 0 |
| Embezzlement | 0 | 0 | 0 | 0 |
| Extortion/Blackmail | 0 | 0 | 0 | 0 |
| Fraud - False Pretenses | 0 | 0 | 0 | 0 |
| Fraud - Credit Card/ATM | 0 | 0 | 0 | 0 |
| Fraud - Impersonation | 0 | 0 | 0 | 0 |
| Fraud - Welfare | 0 | 0 | 0 | 0 |
| Fraud - Wire | 0 | 0 | 0 | 0 |
| Motor Vehicle Theft | 1 | 0 | 0 | 0 |
| Robbery | 0 | 0 | 0 | 0 |
| Stolen Property Offenses | 0 | 0 | 0 | 0 |
| Theft - Pocket-picking | 0 | 0 | 0 | 0 |
| Theft - Purse Snatching | 0 | 0 | 0 | 0 |
| Theft - Shoplifting | 0 | 0 | 0 | 0 |
| Theft From Building | 4 | 0 | 0 | 0 |
| Theft From Coin Machine | 0 | 0 | 0 | 0 |
| Theft From Motor Vehicle | 2 | 0 | 0 | 0 |
| Theft of Motor Vehicle Parts | 0 | 0 | 0 | 0 |
| Theft - All Other Larceny | 3 | 0 | 0 | 0 |
| Crimes Against Society | | | | |
| Drug/Narcotic Violations | 0 | 0 | 0 | 0 |
| Drug/Narcotic Equipment Violations | 1 | 1 | 0 | 0 |
| Gambling - Betting/Wagering | 0 | 0 | 0 | 0 |
| Gambling - Operating/Promoting | 0 | 0 | 0 | 0 |
| Gambling - Equipment Violations | 0 | 0 | 0 | 0 |
| Gambling - Sports Tampering | 0 | 0 | 0 | 0 |
| Pornography/Obscene Material | 0 | 0 | 0 | 0 |
| Prostitution | 0 | 0 | 0 | 0 |
| Prostitution Assisting/Promoting | 0 | 0 | 0 | 0 |
| Weapon Law Violations | 0 | 0 | 0 | 0 |
| Total Group A Offenses | 29 | 5 | 2 | 0 |



Pleasant View Police Department - 2007

2006 Population Estimate 3,701

Offense Overview

Offense Total 124
 Number Cleared 54
 Percent Cleared 43.55 %

Group A Crimes per 100,000 population 3,350.4

Arrest Overview

Total Arrests 78
 Adult Arrests 77
 Juvenile Arrests 1
 Unknown Age 0

Arrests per 100,000 population 2,107.5

Average number offenses/incident 1.03

Domestic Violence Victims

| Offense | Total | Arrests |
|-------------------------|----------|----------|
| Murder | 0 | 0 |
| Aggravated Assault | 1 | 1 |
| Simple Assault | 7 | 6 |
| Intimidation | 1 | 0 |
| Stalking | 0 | 0 |
| Forcible Rape | 0 | 0 |
| Forcible Sodomy | 0 | 0 |
| Sexual Assault W/Object | 0 | 0 |
| Forcible Fondling | 0 | 0 |
| Incest | 0 | 0 |
| Statutory Rape | 0 | 0 |
| Kidnaping/Abduction | 0 | 0 |
| Total | 9 | 7 |

TIBRS Group B Arrests

| Offense | Adult | Juvenile |
|-----------------------|-----------|----------|
| Bad Checks | 1 | 0 |
| Curfew/Vagrancy | 0 | 0 |
| Disorderly Conduct | 1 | 0 |
| DUI | 11 | 0 |
| Drunkenness | 2 | 0 |
| Family-Non Violent | 0 | 0 |
| Liquor Law Violations | 4 | 0 |
| Peeping Tom | 0 | 0 |
| Runaway | 0 | 0 |
| Trespass | 2 | 0 |
| All Other Offenses | 1 | 0 |
| Total Group B | 22 | 0 |

| TIBRS Group A Offenses | Offenses | | Arrests | |
|------------------------------------|------------|-----------|-----------|----------|
| | Reported | Cleared | Adult | Juvenile |
| Crimes Against Persons | | | | |
| Murder | 0 | 0 | 0 | 0 |
| Negligent Manslaughter | 0 | 0 | 0 | 0 |
| Kidnaping/Abduction | 0 | 0 | 0 | 0 |
| Forcible Rape | 0 | 0 | 0 | 0 |
| Forcible Sodomy | 0 | 0 | 0 | 0 |
| Sexual Assault W/Object | 0 | 0 | 0 | 0 |
| Forcible Fondling | 0 | 0 | 0 | 0 |
| Incest | 0 | 0 | 0 | 0 |
| Statutory Rape | 0 | 0 | 0 | 0 |
| Aggravated Assault | 3 | 3 | 2 | 1 |
| Simple Assault | 9 | 8 | 7 | 0 |
| Intimidation | 8 | 1 | 0 | 0 |
| Stalking | 0 | 0 | 0 | 0 |
| Crimes Against Property | | | | |
| Arson | 0 | 0 | 0 | 0 |
| Bribery | 0 | 0 | 0 | 0 |
| Burglary | 12 | 4 | 5 | 0 |
| Counterfeiting/Forgery | 5 | 5 | 5 | 0 |
| Destruction/Damage/Vandalism | 25 | 1 | 1 | 0 |
| Embezzlement | 1 | 1 | 1 | 0 |
| Extortion/Blackmail | 0 | 0 | 0 | 0 |
| Fraud - False Pretenses | 1 | 0 | 0 | 0 |
| Fraud - Credit Card/ATM | 0 | 0 | 0 | 0 |
| Fraud - Impersonation | 1 | 1 | 1 | 0 |
| Fraud - Welfare | 0 | 0 | 0 | 0 |
| Fraud - Wire | 0 | 0 | 0 | 0 |
| Motor Vehicle Theft | 4 | 2 | 2 | 0 |
| Robbery | 1 | 1 | 3 | 0 |
| Stolen Property Offenses | 1 | 1 | 1 | 0 |
| Theft - Pocket-picking | 0 | 0 | 0 | 0 |
| Theft - Purse Snatching | 0 | 0 | 0 | 0 |
| Theft - Shoplifting | 5 | 5 | 5 | 0 |
| Theft From Building | 10 | 4 | 4 | 0 |
| Theft From Coin Machine | 0 | 0 | 0 | 0 |
| Theft From Motor Vehicle | 0 | 0 | 0 | 0 |
| Theft of Motor Vehicle Parts | 1 | 0 | 0 | 0 |
| Theft - All Other Larceny | 25 | 5 | 7 | 0 |
| Crimes Against Society | | | | |
| Drug/Narcotic Violations | 8 | 8 | 8 | 0 |
| Drug/Narcotic Equipment Violations | 2 | 2 | 1 | 0 |
| Gambling - Betting/Wagering | 0 | 0 | 0 | 0 |
| Gambling - Operating/Promoting | 0 | 0 | 0 | 0 |
| Gambling - Equipment Violations | 0 | 0 | 0 | 0 |
| Gambling - Sports Tampering | 0 | 0 | 0 | 0 |
| Pornography/Obscene Material | 0 | 0 | 0 | 0 |
| Prostitution | 0 | 0 | 0 | 0 |
| Prostitution Assisting/Promoting | 0 | 0 | 0 | 0 |
| Weapon Law Violations | 2 | 2 | 2 | 0 |
| Total Group A Offenses | 124 | 54 | 55 | 1 |



Portland Police Department - 2007

2006 Population Estimate 10,721

Offense Overview

Offense Total 1,233
Number Cleared 688
Percent Cleared 55.80 %

Group A Crimes per 100,000 population 11,500.8

Arrest Overview

Total Arrests 750
Adult Arrests 653
Juvenile Arrests 97
Unknown Age 0

Arrests per 100,000 population 6,995.6

Average number offenses/incident 1.28

Domestic Violence Victims

| Offense | Total | Arrests |
|-------------------------|------------|------------|
| Murder | 0 | 0 |
| Aggravated Assault | 22 | 19 |
| Simple Assault | 155 | 97 |
| Intimidation | 1 | 0 |
| Stalking | 5 | 1 |
| Forcible Rape | 4 | 1 |
| Forcible Sodomy | 2 | 1 |
| Sexual Assault W/Object | 2 | 1 |
| Forcible Fondling | 3 | 1 |
| Incest | 0 | 0 |
| Statutory Rape | 2 | 1 |
| Kidnaping/Abduction | 1 | 1 |
| Total | 197 | 123 |

TIBRS Group B Arrests

| Offense | Adult | Juvenile |
|-----------------------|------------|-----------|
| Bad Checks | 0 | 0 |
| Curfew/Vagrancy | 0 | 5 |
| Disorderly Conduct | 18 | 1 |
| DUI | 76 | 0 |
| Drunkenness | 54 | 1 |
| Family-Non Violent | 4 | 0 |
| Liquor Law Violations | 20 | 3 |
| Peeping Tom | 0 | 0 |
| Runaway | 0 | 5 |
| Trespass | 11 | 0 |
| All Other Offenses | 29 | 7 |
| Total Group B | 212 | 22 |

| TIBRS Group A Offenses | Offenses | | Arrests | |
|------------------------------------|--------------|------------|------------|-----------|
| | Reported | Cleared | Adult | Juvenile |
| Crimes Against Persons | | | | |
| Murder | 0 | 0 | 0 | 0 |
| Negligent Manslaughter | 0 | 0 | 0 | 0 |
| Kidnaping/Abduction | 4 | 2 | 2 | 0 |
| Forcible Rape | 6 | 4 | 0 | 1 |
| Forcible Sodomy | 2 | 2 | 0 | 1 |
| Sexual Assault W/Object | 4 | 3 | 1 | 0 |
| Forcible Fondling | 11 | 6 | 2 | 1 |
| Incest | 0 | 0 | 0 | 0 |
| Statutory Rape | 2 | 1 | 1 | 0 |
| Aggravated Assault | 82 | 63 | 44 | 3 |
| Simple Assault | 232 | 163 | 120 | 20 |
| Intimidation | 15 | 7 | 5 | 0 |
| Stalking | 8 | 2 | 2 | 0 |
| Crimes Against Property | | | | |
| Arson | 4 | 1 | 0 | 2 |
| Bribery | 0 | 0 | 0 | 0 |
| Burglary | 86 | 14 | 3 | 7 |
| Counterfeiting/Forgery | 49 | 22 | 11 | 3 |
| Destruction/Damage/Vandalism | 105 | 21 | 6 | 7 |
| Embezzlement | 13 | 10 | 9 | 0 |
| Extortion/Blackmail | 0 | 0 | 0 | 0 |
| Fraud - False Pretenses | 44 | 17 | 4 | 0 |
| Fraud - Credit Card/ATM | 7 | 5 | 0 | 0 |
| Fraud - Impersonation | 13 | 8 | 4 | 1 |
| Fraud - Welfare | 0 | 0 | 0 | 0 |
| Fraud - Wire | 0 | 0 | 0 | 0 |
| Motor Vehicle Theft | 30 | 6 | 3 | 1 |
| Robbery | 3 | 2 | 3 | 0 |
| Stolen Property Offenses | 0 | 0 | 0 | 0 |
| Theft - Pocket-picking | 0 | 0 | 0 | 0 |
| Theft - Purse Snatching | 0 | 0 | 0 | 0 |
| Theft - Shoplifting | 15 | 11 | 11 | 2 |
| Theft From Building | 49 | 15 | 12 | 3 |
| Theft From Coin Machine | 1 | 0 | 0 | 0 |
| Theft From Motor Vehicle | 61 | 12 | 5 | 3 |
| Theft of Motor Vehicle Parts | 37 | 10 | 8 | 0 |
| Theft - All Other Larceny | 81 | 13 | 10 | 3 |
| Crimes Against Society | | | | |
| Drug/Narcotic Violations | 149 | 148 | 138 | 15 |
| Drug/Narcotic Equipment Violations | 102 | 102 | 30 | 2 |
| Gambling - Betting/Wagering | 0 | 0 | 0 | 0 |
| Gambling - Operating/Promoting | 0 | 0 | 0 | 0 |
| Gambling - Equipment Violations | 0 | 0 | 0 | 0 |
| Gambling - Sports Tampering | 0 | 0 | 0 | 0 |
| Pornography/Obscene Material | 0 | 0 | 0 | 0 |
| Prostitution | 0 | 0 | 0 | 0 |
| Prostitution Assisting/Promoting | 0 | 0 | 0 | 0 |
| Weapon Law Violations | 18 | 18 | 7 | 0 |
| Total Group A Offenses | 1,233 | 688 | 441 | 75 |



2006 Population Estimate 1,224

Offense Overview

Offense Total 32
 Number Cleared 24
 Percent Cleared 75.00 %

Group A Crimes per 100,000 population 2,614.4

Arrest Overview

Total Arrests 30
 Adult Arrests 25
 Juvenile Arrests 5
 Unknown Age 0

Arrests per 100,000 population 2,451.0

Average number offenses/incident 1.52

Domestic Violence Victims

| Offense | Total | Arrests |
|-------------------------|----------|----------|
| Murder | 0 | 0 |
| Aggravated Assault | 1 | 0 |
| Simple Assault | 2 | 1 |
| Intimidation | 0 | 0 |
| Stalking | 0 | 0 |
| Forcible Rape | 0 | 0 |
| Forcible Sodomy | 0 | 0 |
| Sexual Assault W/Object | 0 | 0 |
| Forcible Fondling | 0 | 0 |
| Incest | 0 | 0 |
| Statutory Rape | 0 | 0 |
| Kidnaping/Abduction | 0 | 0 |
| Total | 3 | 1 |

TIBRS Group B Arrests

| Offense | Adult | Juvenile |
|-----------------------|-----------|----------|
| Bad Checks | 0 | 0 |
| Curfew/Vagrancy | 0 | 0 |
| Disorderly Conduct | 0 | 0 |
| DUI | 8 | 0 |
| Drunkenness | 1 | 2 |
| Family-Non Violent | 0 | 0 |
| Liquor Law Violations | 0 | 0 |
| Peeping Tom | 0 | 0 |
| Runaway | 0 | 0 |
| Trespass | 0 | 0 |
| All Other Offenses | 5 | 0 |
| Total Group B | 14 | 2 |

| TIBRS Group A Offenses | Offenses | | Arrests | |
|------------------------------------|-----------|-----------|-----------|----------|
| | Reported | Cleared | Adult | Juvenile |
| Crimes Against Persons | | | | |
| Murder | 0 | 0 | 0 | 0 |
| Negligent Manslaughter | 0 | 0 | 0 | 0 |
| Kidnaping/Abduction | 0 | 0 | 0 | 0 |
| Forcible Rape | 0 | 0 | 0 | 0 |
| Forcible Sodomy | 0 | 0 | 0 | 0 |
| Sexual Assault W/Object | 0 | 0 | 0 | 0 |
| Forcible Fondling | 0 | 0 | 0 | 0 |
| Incest | 0 | 0 | 0 | 0 |
| Statutory Rape | 0 | 0 | 0 | 0 |
| Aggravated Assault | 5 | 5 | 1 | 0 |
| Simple Assault | 3 | 3 | 2 | 0 |
| Intimidation | 0 | 0 | 0 | 0 |
| Stalking | 0 | 0 | 0 | 0 |
| Crimes Against Property | | | | |
| Arson | 0 | 0 | 0 | 0 |
| Bribery | 0 | 0 | 0 | 0 |
| Burglary | 3 | 2 | 1 | 0 |
| Counterfeiting/Forgery | 0 | 0 | 0 | 0 |
| Destruction/Damage/Vandalism | 8 | 5 | 1 | 0 |
| Embezzlement | 0 | 0 | 0 | 0 |
| Extortion/Blackmail | 0 | 0 | 0 | 0 |
| Fraud - False Pretenses | 0 | 0 | 0 | 0 |
| Fraud - Credit Card/ATM | 0 | 0 | 0 | 0 |
| Fraud - Impersonation | 1 | 1 | 2 | 0 |
| Fraud - Welfare | 0 | 0 | 0 | 0 |
| Fraud - Wire | 0 | 0 | 0 | 0 |
| Motor Vehicle Theft | 0 | 0 | 0 | 0 |
| Robbery | 0 | 0 | 0 | 0 |
| Stolen Property Offenses | 0 | 0 | 0 | 0 |
| Theft - Pocket-picking | 0 | 0 | 0 | 0 |
| Theft - Purse Snatching | 0 | 0 | 0 | 0 |
| Theft - Shoplifting | 0 | 0 | 0 | 0 |
| Theft From Building | 1 | 1 | 0 | 0 |
| Theft From Coin Machine | 1 | 1 | 0 | 3 |
| Theft From Motor Vehicle | 2 | 0 | 0 | 0 |
| Theft of Motor Vehicle Parts | 3 | 1 | 1 | 0 |
| Theft - All Other Larceny | 1 | 1 | 1 | 0 |
| Crimes Against Society | | | | |
| Drug/Narcotic Violations | 2 | 2 | 2 | 0 |
| Drug/Narcotic Equipment Violations | 2 | 2 | 0 | 0 |
| Gambling - Betting/Wagering | 0 | 0 | 0 | 0 |
| Gambling - Operating/Promoting | 0 | 0 | 0 | 0 |
| Gambling - Equipment Violations | 0 | 0 | 0 | 0 |
| Gambling - Sports Tampering | 0 | 0 | 0 | 0 |
| Pornography/Obscene Material | 0 | 0 | 0 | 0 |
| Prostitution | 0 | 0 | 0 | 0 |
| Prostitution Assisting/Promoting | 0 | 0 | 0 | 0 |
| Weapon Law Violations | 0 | 0 | 0 | 0 |
| Total Group A Offenses | 32 | 24 | 11 | 3 |



Pulaski Police Department - 2007

2006 Population Estimate 7,875

Offense Overview

Offense Total 1,220
 Number Cleared 715
 Percent Cleared 58.61 %

Group A Crimes per 100,000 population 15,492.1

Arrest Overview

Total Arrests 763
 Adult Arrests 650
 Juvenile Arrests 113
 Unknown Age 0

Arrests per 100,000 population 9,688.9

Average number offenses/incident 1.22

Domestic Violence Victims

| Offense | Total | Arrests |
|-------------------------|------------|-----------|
| Murder | 0 | 0 |
| Aggravated Assault | 17 | 6 |
| Simple Assault | 127 | 60 |
| Intimidation | 12 | 3 |
| Stalking | 2 | 0 |
| Forcible Rape | 3 | 0 |
| Forcible Sodomy | 0 | 0 |
| Sexual Assault W/Object | 0 | 0 |
| Forcible Fondling | 0 | 0 |
| Incest | 0 | 0 |
| Statutory Rape | 1 | 0 |
| Kidnaping/Abduction | 2 | 1 |
| Total | 164 | 70 |

TIBRS Group B Arrests

| Offense | Adult | Juvenile |
|-----------------------|------------|-----------|
| Bad Checks | 2 | 0 |
| Curfew/Vagrancy | 0 | 0 |
| Disorderly Conduct | 38 | 24 |
| DUI | 36 | 0 |
| Drunkenness | 41 | 2 |
| Family-Non Violent | 2 | 0 |
| Liquor Law Violations | 10 | 7 |
| Peeping Tom | 0 | 0 |
| Runaway | 0 | 4 |
| Trespass | 14 | 6 |
| All Other Offenses | 44 | 7 |
| Total Group B | 187 | 50 |

| TIBRS Group A Offenses | Offenses | | Arrests | |
|------------------------------------|--------------|------------|------------|-----------|
| | Reported | Cleared | Adult | Juvenile |
| Crimes Against Persons | | | | |
| Murder | 0 | 0 | 0 | 0 |
| Negligent Manslaughter | 0 | 0 | 0 | 0 |
| Kidnaping/Abduction | 3 | 2 | 2 | 0 |
| Forcible Rape | 7 | 6 | 2 | 0 |
| Forcible Sodomy | 0 | 0 | 0 | 0 |
| Sexual Assault W/Object | 0 | 0 | 0 | 0 |
| Forcible Fondling | 3 | 2 | 1 | 0 |
| Incest | 0 | 0 | 0 | 0 |
| Statutory Rape | 1 | 1 | 0 | 0 |
| Aggravated Assault | 46 | 44 | 24 | 3 |
| Simple Assault | 212 | 142 | 87 | 26 |
| Intimidation | 43 | 26 | 10 | 1 |
| Stalking | 4 | 3 | 1 | 0 |
| Crimes Against Property | | | | |
| Arson | 2 | 0 | 0 | 0 |
| Bribery | 0 | 0 | 0 | 0 |
| Burglary | 100 | 39 | 22 | 6 |
| Counterfeiting/Forgery | 60 | 35 | 23 | 0 |
| Destruction/Damage/Vandalism | 154 | 60 | 21 | 0 |
| Embezzlement | 0 | 0 | 0 | 0 |
| Extortion/Blackmail | 0 | 0 | 0 | 0 |
| Fraud - False Pretenses | 62 | 36 | 7 | 0 |
| Fraud - Credit Card/ATM | 16 | 15 | 23 | 0 |
| Fraud - Impersonation | 9 | 8 | 5 | 0 |
| Fraud - Welfare | 0 | 0 | 0 | 0 |
| Fraud - Wire | 0 | 0 | 0 | 0 |
| Motor Vehicle Theft | 15 | 7 | 5 | 1 |
| Robbery | 10 | 7 | 5 | 0 |
| Stolen Property Offenses | 3 | 1 | 0 | 0 |
| Theft - Pocket-picking | 0 | 0 | 0 | 0 |
| Theft - Purse Snatching | 0 | 0 | 0 | 0 |
| Theft - Shoplifting | 72 | 64 | 71 | 4 |
| Theft From Building | 60 | 33 | 20 | 3 |
| Theft From Coin Machine | 2 | 0 | 0 | 0 |
| Theft From Motor Vehicle | 28 | 7 | 2 | 0 |
| Theft of Motor Vehicle Parts | 21 | 0 | 0 | 0 |
| Theft - All Other Larceny | 123 | 34 | 27 | 7 |
| Crimes Against Society | | | | |
| Drug/Narcotic Violations | 120 | 100 | 92 | 10 |
| Drug/Narcotic Equipment Violations | 29 | 29 | 11 | 1 |
| Gambling - Betting/Wagering | 0 | 0 | 0 | 0 |
| Gambling - Operating/Promoting | 0 | 0 | 0 | 0 |
| Gambling - Equipment Violations | 0 | 0 | 0 | 0 |
| Gambling - Sports Tampering | 0 | 0 | 0 | 0 |
| Pornography/Obscene Material | 1 | 1 | 0 | 0 |
| Prostitution | 0 | 0 | 0 | 0 |
| Prostitution Assisting/Promoting | 0 | 0 | 0 | 0 |
| Weapon Law Violations | 14 | 13 | 2 | 1 |
| Total Group A Offenses | 1,220 | 715 | 463 | 63 |



2006 Population Estimate **677**

Offense Overview

Offense Total 40
 Number Cleared 25
 Percent Cleared 62.50 %

Group A Crimes per 100,000
 population 5,908.4

Arrest Overview

Total Arrests 80
 Adult Arrests 73
 Juvenile Arrests 7
 Unknown Age 0

Arrests per 100,000 population 11,816.8

Average number offenses/incident 1.21

Domestic Violence Victims

| Offense | Total | Arrests |
|-------------------------|----------|----------|
| Murder | 0 | 0 |
| Aggravated Assault | 1 | 1 |
| Simple Assault | 3 | 3 |
| Intimidation | 0 | 0 |
| Stalking | 0 | 0 |
| Forcible Rape | 0 | 0 |
| Forcible Sodomy | 0 | 0 |
| Sexual Assault W/Object | 0 | 0 |
| Forcible Fondling | 0 | 0 |
| Incest | 0 | 0 |
| Statutory Rape | 0 | 0 |
| Kidnaping/Abduction | 0 | 0 |
| Total | 4 | 4 |

TIBRS Group B Arrests

| Offense | Adult | Juvenile |
|-----------------------|-----------|----------|
| Bad Checks | 0 | 0 |
| Curfew/Vagrancy | 0 | 0 |
| Disorderly Conduct | 2 | 0 |
| DUI | 0 | 0 |
| Drunkenness | 11 | 0 |
| Family-Non Violent | 0 | 0 |
| Liquor Law Violations | 36 | 5 |
| Peeping Tom | 0 | 0 |
| Runaway | 0 | 0 |
| Trespass | 0 | 0 |
| All Other Offenses | 3 | 0 |
| Total Group B | 52 | 5 |

| TIBRS Group A Offenses | Offenses | | Arrests | |
|------------------------------------|-----------|-----------|-----------|----------|
| | Reported | Cleared | Adult | Juvenile |
| Crimes Against Persons | | | | |
| Murder | 0 | 0 | 0 | 0 |
| Negligent Manslaughter | 0 | 0 | 0 | 0 |
| Kidnaping/Abduction | 0 | 0 | 0 | 0 |
| Forcible Rape | 0 | 0 | 0 | 0 |
| Forcible Sodomy | 0 | 0 | 0 | 0 |
| Sexual Assault W/Object | 0 | 0 | 0 | 0 |
| Forcible Fondling | 0 | 0 | 0 | 0 |
| Incest | 0 | 0 | 0 | 0 |
| Statutory Rape | 0 | 0 | 0 | 0 |
| Aggravated Assault | 2 | 2 | 2 | 0 |
| Simple Assault | 5 | 4 | 3 | 1 |
| Intimidation | 1 | 1 | 0 | 0 |
| Stalking | 0 | 0 | 0 | 0 |
| Crimes Against Property | | | | |
| Arson | 0 | 0 | 0 | 0 |
| Bribery | 0 | 0 | 0 | 0 |
| Burglary | 4 | 0 | 0 | 0 |
| Counterfeiting/Forgery | 1 | 1 | 1 | 0 |
| Destruction/Damage/Vandalism | 2 | 1 | 0 | 0 |
| Embezzlement | 0 | 0 | 0 | 0 |
| Extortion/Blackmail | 0 | 0 | 0 | 0 |
| Fraud - False Pretenses | 0 | 0 | 0 | 0 |
| Fraud - Credit Card/ATM | 0 | 0 | 0 | 0 |
| Fraud - Impersonation | 2 | 2 | 2 | 0 |
| Fraud - Welfare | 0 | 0 | 0 | 0 |
| Fraud - Wire | 0 | 0 | 0 | 0 |
| Motor Vehicle Theft | 0 | 0 | 0 | 0 |
| Robbery | 0 | 0 | 0 | 0 |
| Stolen Property Offenses | 0 | 0 | 0 | 0 |
| Theft - Pocket-picking | 0 | 0 | 0 | 0 |
| Theft - Purse Snatching | 0 | 0 | 0 | 0 |
| Theft - Shoplifting | 1 | 1 | 0 | 1 |
| Theft From Building | 4 | 0 | 0 | 0 |
| Theft From Coin Machine | 0 | 0 | 0 | 0 |
| Theft From Motor Vehicle | 2 | 1 | 0 | 0 |
| Theft of Motor Vehicle Parts | 1 | 0 | 0 | 0 |
| Theft - All Other Larceny | 3 | 0 | 0 | 0 |
| Crimes Against Society | | | | |
| Drug/Narcotic Violations | 7 | 7 | 12 | 0 |
| Drug/Narcotic Equipment Violations | 4 | 4 | 0 | 0 |
| Gambling - Betting/Wagering | 0 | 0 | 0 | 0 |
| Gambling - Operating/Promoting | 0 | 0 | 0 | 0 |
| Gambling - Equipment Violations | 0 | 0 | 0 | 0 |
| Gambling - Sports Tampering | 0 | 0 | 0 | 0 |
| Pornography/Obscene Material | 0 | 0 | 0 | 0 |
| Prostitution | 0 | 0 | 0 | 0 |
| Prostitution Assisting/Promoting | 0 | 0 | 0 | 0 |
| Weapon Law Violations | 1 | 1 | 1 | 0 |
| Total Group A Offenses | 40 | 25 | 21 | 2 |



Red Bank Police Department - 2007

2006 Population Estimate 11,632

Offense Overview

Offense Total 1,285
 Number Cleared 401
 Percent Cleared 31.21 %

Group A Crimes per 100,000 population 11,047.1

Arrest Overview

Total Arrests 572
 Adult Arrests 505
 Juvenile Arrests 67
 Unknown Age 0

Arrests per 100,000 population 4,917.5

Average number offenses/incident 1.11

Domestic Violence Victims

| Offense | Total | Arrests |
|-------------------------|------------|-----------|
| Murder | 0 | 0 |
| Aggravated Assault | 18 | 13 |
| Simple Assault | 132 | 55 |
| Intimidation | 8 | 0 |
| Stalking | 0 | 0 |
| Forcible Rape | 4 | 1 |
| Forcible Sodomy | 1 | 0 |
| Sexual Assault W/Object | 0 | 0 |
| Forcible Fondling | 3 | 0 |
| Incest | 0 | 0 |
| Statutory Rape | 0 | 0 |
| Kidnaping/Abduction | 3 | 3 |
| Total | 169 | 72 |

TIBRS Group B Arrests

| Offense | Adult | Juvenile |
|-----------------------|------------|-----------|
| Bad Checks | 2 | 0 |
| Curfew/Vagrancy | 0 | 0 |
| Disorderly Conduct | 6 | 8 |
| DUI | 40 | 0 |
| Drunkenness | 12 | 0 |
| Family-Non Violent | 0 | 0 |
| Liquor Law Violations | 5 | 1 |
| Peeping Tom | 0 | 0 |
| Runaway | 0 | 7 |
| Trespass | 2 | 0 |
| All Other Offenses | 148 | 1 |
| Total Group B | 215 | 17 |

| TIBRS Group A Offenses | Offenses | | Arrests | |
|------------------------------------|--------------|------------|------------|-----------|
| | Reported | Cleared | Adult | Juvenile |
| Crimes Against Persons | | | | |
| Murder | 1 | 1 | 1 | 0 |
| Negligent Manslaughter | 0 | 0 | 0 | 0 |
| Kidnaping/Abduction | 3 | 3 | 3 | 0 |
| Forcible Rape | 8 | 1 | 1 | 0 |
| Forcible Sodomy | 3 | 0 | 0 | 0 |
| Sexual Assault W/Object | 0 | 0 | 0 | 0 |
| Forcible Fondling | 12 | 2 | 1 | 0 |
| Incest | 0 | 0 | 0 | 0 |
| Statutory Rape | 2 | 0 | 0 | 0 |
| Aggravated Assault | 50 | 32 | 20 | 6 |
| Simple Assault | 260 | 110 | 59 | 13 |
| Intimidation | 42 | 4 | 3 | 0 |
| Stalking | 2 | 1 | 1 | 0 |
| Crimes Against Property | | | | |
| Arson | 2 | 0 | 0 | 0 |
| Bribery | 1 | 0 | 0 | 0 |
| Burglary | 144 | 22 | 19 | 7 |
| Counterfeiting/Forgery | 18 | 3 | 3 | 0 |
| Destruction/Damage/Vandalism | 160 | 16 | 10 | 8 |
| Embezzlement | 1 | 0 | 0 | 0 |
| Extortion/Blackmail | 0 | 0 | 0 | 0 |
| Fraud - False Pretenses | 17 | 3 | 1 | 0 |
| Fraud - Credit Card/ATM | 2 | 0 | 0 | 0 |
| Fraud - Impersonation | 5 | 4 | 4 | 0 |
| Fraud - Welfare | 0 | 0 | 0 | 0 |
| Fraud - Wire | 0 | 0 | 0 | 0 |
| Motor Vehicle Theft | 27 | 7 | 5 | 0 |
| Robbery | 12 | 2 | 4 | 0 |
| Stolen Property Offenses | 6 | 4 | 2 | 1 |
| Theft - Pocket-picking | 1 | 0 | 0 | 0 |
| Theft - Purse Snatching | 1 | 0 | 0 | 0 |
| Theft - Shoplifting | 32 | 13 | 11 | 0 |
| Theft From Building | 102 | 12 | 10 | 2 |
| Theft From Coin Machine | 0 | 0 | 0 | 0 |
| Theft From Motor Vehicle | 56 | 8 | 7 | 1 |
| Theft of Motor Vehicle Parts | 26 | 1 | 2 | 0 |
| Theft - All Other Larceny | 128 | 10 | 11 | 1 |
| Crimes Against Society | | | | |
| Drug/Narcotic Violations | 110 | 96 | 99 | 9 |
| Drug/Narcotic Equipment Violations | 45 | 40 | 9 | 1 |
| Gambling - Betting/Wagering | 0 | 0 | 0 | 0 |
| Gambling - Operating/Promoting | 0 | 0 | 0 | 0 |
| Gambling - Equipment Violations | 0 | 0 | 0 | 0 |
| Gambling - Sports Tampering | 0 | 0 | 0 | 0 |
| Pornography/Obscene Material | 0 | 0 | 0 | 0 |
| Prostitution | 0 | 0 | 0 | 0 |
| Prostitution Assisting/Promoting | 0 | 0 | 0 | 0 |
| Weapon Law Violations | 6 | 6 | 4 | 1 |
| Total Group A Offenses | 1,285 | 401 | 290 | 50 |



2006 Population Estimate 1,066

Offense Overview

Offense Total 70
 Number Cleared 33
 Percent Cleared 47.14 %

Group A Crimes per 100,000 population 6,566.6

Arrest Overview

Total Arrests 59
 Adult Arrests 55
 Juvenile Arrests 4
 Unknown Age 0

Arrests per 100,000 population 5,534.7

Average number offenses/incident 1.03

Domestic Violence Victims

| Offense | Total | Arrests |
|-------------------------|-----------|----------|
| Murder | 0 | 0 |
| Aggravated Assault | 2 | 1 |
| Simple Assault | 6 | 6 |
| Intimidation | 2 | 0 |
| Stalking | 0 | 0 |
| Forcible Rape | 1 | 1 |
| Forcible Sodomy | 0 | 0 |
| Sexual Assault W/Object | 0 | 0 |
| Forcible Fondling | 0 | 0 |
| Incest | 0 | 0 |
| Statutory Rape | 0 | 0 |
| Kidnaping/Abduction | 1 | 0 |
| Total | 12 | 8 |

TIBRS Group B Arrests

| Offense | Adult | Juvenile |
|-----------------------|-----------|----------|
| Bad Checks | 0 | 0 |
| Curfew/Vagrancy | 0 | 4 |
| Disorderly Conduct | 1 | 0 |
| DUI | 15 | 0 |
| Drunkenness | 18 | 0 |
| Family-Non Violent | 0 | 0 |
| Liquor Law Violations | 0 | 0 |
| Peeping Tom | 0 | 0 |
| Runaway | 0 | 0 |
| Trespass | 0 | 0 |
| All Other Offenses | 1 | 0 |
| Total Group B | 35 | 4 |

| TIBRS Group A Offenses | Offenses | | Arrests | |
|------------------------------------|-----------|-----------|-----------|----------|
| | Reported | Cleared | Adult | Juvenile |
| Crimes Against Persons | | | | |
| Murder | 0 | 0 | 0 | 0 |
| Negligent Manslaughter | 0 | 0 | 0 | 0 |
| Kidnaping/Abduction | 1 | 1 | 0 | 0 |
| Forcible Rape | 1 | 1 | 1 | 0 |
| Forcible Sodomy | 0 | 0 | 0 | 0 |
| Sexual Assault W/Object | 0 | 0 | 0 | 0 |
| Forcible Fondling | 0 | 0 | 0 | 0 |
| Incest | 0 | 0 | 0 | 0 |
| Statutory Rape | 0 | 0 | 0 | 0 |
| Aggravated Assault | 3 | 3 | 1 | 0 |
| Simple Assault | 11 | 10 | 6 | 0 |
| Intimidation | 8 | 7 | 0 | 0 |
| Stalking | 0 | 0 | 0 | 0 |
| Crimes Against Property | | | | |
| Arson | 0 | 0 | 0 | 0 |
| Bribery | 0 | 0 | 0 | 0 |
| Burglary | 9 | 3 | 2 | 0 |
| Counterfeiting/Forgery | 0 | 0 | 0 | 0 |
| Destruction/Damage/Vandalism | 15 | 2 | 4 | 0 |
| Embezzlement | 0 | 0 | 0 | 0 |
| Extortion/Blackmail | 0 | 0 | 0 | 0 |
| Fraud - False Pretenses | 0 | 0 | 0 | 0 |
| Fraud - Credit Card/ATM | 0 | 0 | 0 | 0 |
| Fraud - Impersonation | 0 | 0 | 0 | 0 |
| Fraud - Welfare | 0 | 0 | 0 | 0 |
| Fraud - Wire | 0 | 0 | 0 | 0 |
| Motor Vehicle Theft | 2 | 1 | 1 | 0 |
| Robbery | 0 | 0 | 0 | 0 |
| Stolen Property Offenses | 0 | 0 | 0 | 0 |
| Theft - Pocket-picking | 0 | 0 | 0 | 0 |
| Theft - Purse Snatching | 0 | 0 | 0 | 0 |
| Theft - Shoplifting | 0 | 0 | 0 | 0 |
| Theft From Building | 6 | 1 | 1 | 0 |
| Theft From Coin Machine | 0 | 0 | 0 | 0 |
| Theft From Motor Vehicle | 4 | 0 | 0 | 0 |
| Theft of Motor Vehicle Parts | 4 | 0 | 0 | 0 |
| Theft - All Other Larceny | 2 | 0 | 0 | 0 |
| Crimes Against Society | | | | |
| Drug/Narcotic Violations | 3 | 3 | 3 | 0 |
| Drug/Narcotic Equipment Violations | 1 | 1 | 1 | 0 |
| Gambling - Betting/Wagering | 0 | 0 | 0 | 0 |
| Gambling - Operating/Promoting | 0 | 0 | 0 | 0 |
| Gambling - Equipment Violations | 0 | 0 | 0 | 0 |
| Gambling - Sports Tampering | 0 | 0 | 0 | 0 |
| Pornography/Obscene Material | 0 | 0 | 0 | 0 |
| Prostitution | 0 | 0 | 0 | 0 |
| Prostitution Assisting/Promoting | 0 | 0 | 0 | 0 |
| Weapon Law Violations | 0 | 0 | 0 | 0 |
| Total Group A Offenses | 70 | 33 | 20 | 0 |



2006 Population Estimate 1,541

Offense Overview

Offense Total 68
 Number Cleared 41
 Percent Cleared 60.29 %

Group A Crimes per 100,000 population 4,412.7

Arrest Overview

Total Arrests 54
 Adult Arrests 51
 Juvenile Arrests 3
 Unknown Age 0

Arrests per 100,000 population 3,504.2

Average number offenses/incident 1.05

Domestic Violence Victims

| Offense | Total | Arrests |
|-------------------------|-----------|-----------|
| Murder | 1 | 0 |
| Aggravated Assault | 2 | 2 |
| Simple Assault | 13 | 12 |
| Intimidation | 1 | 0 |
| Stalking | 0 | 0 |
| Forcible Rape | 0 | 0 |
| Forcible Sodomy | 0 | 0 |
| Sexual Assault W/Object | 0 | 0 |
| Forcible Fondling | 0 | 0 |
| Incest | 0 | 0 |
| Statutory Rape | 0 | 0 |
| Kidnaping/Abduction | 0 | 0 |
| Total | 17 | 14 |

TIBRS Group B Arrests

| Offense | Adult | Juvenile |
|-----------------------|-----------|----------|
| Bad Checks | 0 | 0 |
| Curfew/Vagrancy | 0 | 1 |
| Disorderly Conduct | 0 | 0 |
| DUI | 8 | 0 |
| Drunkenness | 2 | 0 |
| Family-Non Violent | 0 | 0 |
| Liquor Law Violations | 0 | 0 |
| Peeping Tom | 0 | 0 |
| Runaway | 0 | 1 |
| Trespass | 1 | 0 |
| All Other Offenses | 1 | 0 |
| Total Group B | 12 | 2 |

| TIBRS Group A Offenses | Offenses | | Arrests | |
|------------------------------------|-----------|-----------|-----------|----------|
| | Reported | Cleared | Adult | Juvenile |
| Crimes Against Persons | | | | |
| Murder | 1 | 1 | 0 | 0 |
| Negligent Manslaughter | 0 | 0 | 1 | 0 |
| Kidnaping/Abduction | 0 | 0 | 0 | 0 |
| Forcible Rape | 0 | 0 | 0 | 0 |
| Forcible Sodomy | 0 | 0 | 0 | 0 |
| Sexual Assault W/Object | 0 | 0 | 0 | 0 |
| Forcible Fondling | 0 | 0 | 0 | 0 |
| Incest | 0 | 0 | 0 | 0 |
| Statutory Rape | 0 | 0 | 0 | 0 |
| Aggravated Assault | 6 | 5 | 5 | 0 |
| Simple Assault | 15 | 13 | 12 | 0 |
| Intimidation | 2 | 2 | 1 | 0 |
| Stalking | 0 | 0 | 0 | 0 |
| Crimes Against Property | | | | |
| Arson | 0 | 0 | 0 | 0 |
| Bribery | 0 | 0 | 0 | 0 |
| Burglary | 8 | 3 | 3 | 0 |
| Counterfeiting/Forgery | 1 | 1 | 1 | 0 |
| Destruction/Damage/Vandalism | 10 | 1 | 1 | 0 |
| Embezzlement | 0 | 0 | 0 | 0 |
| Extortion/Blackmail | 0 | 0 | 0 | 0 |
| Fraud - False Pretenses | 0 | 0 | 0 | 0 |
| Fraud - Credit Card/ATM | 0 | 0 | 0 | 0 |
| Fraud - Impersonation | 0 | 0 | 0 | 0 |
| Fraud - Welfare | 0 | 0 | 0 | 0 |
| Fraud - Wire | 0 | 0 | 0 | 0 |
| Motor Vehicle Theft | 2 | 1 | 1 | 0 |
| Robbery | 1 | 1 | 2 | 0 |
| Stolen Property Offenses | 0 | 0 | 0 | 0 |
| Theft - Pocket-picking | 0 | 0 | 0 | 0 |
| Theft - Purse Snatching | 0 | 0 | 0 | 0 |
| Theft - Shoplifting | 4 | 4 | 4 | 0 |
| Theft From Building | 6 | 2 | 2 | 0 |
| Theft From Coin Machine | 1 | 0 | 0 | 0 |
| Theft From Motor Vehicle | 5 | 2 | 2 | 0 |
| Theft of Motor Vehicle Parts | 0 | 0 | 0 | 0 |
| Theft - All Other Larceny | 2 | 1 | 0 | 1 |
| Crimes Against Society | | | | |
| Drug/Narcotic Violations | 2 | 2 | 2 | 0 |
| Drug/Narcotic Equipment Violations | 1 | 1 | 1 | 0 |
| Gambling - Betting/Wagering | 0 | 0 | 0 | 0 |
| Gambling - Operating/Promoting | 0 | 0 | 0 | 0 |
| Gambling - Equipment Violations | 0 | 0 | 0 | 0 |
| Gambling - Sports Tampering | 0 | 0 | 0 | 0 |
| Pornography/Obscene Material | 0 | 0 | 0 | 0 |
| Prostitution | 0 | 0 | 0 | 0 |
| Prostitution Assisting/Promoting | 0 | 0 | 0 | 0 |
| Weapon Law Violations | 1 | 1 | 1 | 0 |
| Total Group A Offenses | 68 | 41 | 39 | 1 |



Ridgetop Police Department - 2007

2006 Population Estimate 1,697

Offense Overview

Offense Total 91
 Number Cleared 40
 Percent Cleared 43.96 %

Group A Crimes per 100,000 population 5,362.4

Arrest Overview

Total Arrests 74
 Adult Arrests 72
 Juvenile Arrests 2
 Unknown Age 0

Arrests per 100,000 population 4,360.6

Average number offenses/incident 1.08

Domestic Violence Victims

| Offense | Total | Arrests |
|-------------------------|----------|----------|
| Murder | 0 | 0 |
| Aggravated Assault | 0 | 0 |
| Simple Assault | 7 | 5 |
| Intimidation | 2 | 0 |
| Stalking | 0 | 0 |
| Forcible Rape | 0 | 0 |
| Forcible Sodomy | 0 | 0 |
| Sexual Assault W/Object | 0 | 0 |
| Forcible Fondling | 0 | 0 |
| Incest | 0 | 0 |
| Statutory Rape | 0 | 0 |
| Kidnaping/Abduction | 0 | 0 |
| Total | 9 | 5 |

TIBRS Group B Arrests

| Offense | Adult | Juvenile |
|-----------------------|-----------|----------|
| Bad Checks | 0 | 0 |
| Curfew/Vagrancy | 0 | 0 |
| Disorderly Conduct | 1 | 0 |
| DUI | 24 | 0 |
| Drunkenness | 4 | 0 |
| Family-Non Violent | 0 | 0 |
| Liquor Law Violations | 2 | 0 |
| Peeping Tom | 0 | 0 |
| Runaway | 0 | 0 |
| Trespass | 1 | 0 |
| All Other Offenses | 6 | 0 |
| Total Group B | 38 | 0 |

| TIBRS Group A Offenses | Offenses | | Arrests | |
|------------------------------------|-----------|-----------|-----------|----------|
| | Reported | Cleared | Adult | Juvenile |
| Crimes Against Persons | | | | |
| Murder | 0 | 0 | 0 | 0 |
| Negligent Manslaughter | 0 | 0 | 0 | 0 |
| Kidnaping/Abduction | 0 | 0 | 0 | 0 |
| Forcible Rape | 0 | 0 | 0 | 0 |
| Forcible Sodomy | 0 | 0 | 0 | 0 |
| Sexual Assault W/Object | 0 | 0 | 0 | 0 |
| Forcible Fondling | 0 | 0 | 0 | 0 |
| Incest | 0 | 0 | 0 | 0 |
| Statutory Rape | 0 | 0 | 0 | 0 |
| Aggravated Assault | 0 | 0 | 0 | 0 |
| Simple Assault | 13 | 9 | 8 | 1 |
| Intimidation | 6 | 0 | 0 | 0 |
| Stalking | 2 | 1 | 1 | 0 |
| Crimes Against Property | | | | |
| Arson | 0 | 0 | 0 | 0 |
| Bribery | 0 | 0 | 0 | 0 |
| Burglary | 9 | 1 | 1 | 0 |
| Counterfeiting/Forgery | 3 | 1 | 1 | 0 |
| Destruction/Damage/Vandalism | 10 | 1 | 1 | 0 |
| Embezzlement | 0 | 0 | 0 | 0 |
| Extortion/Blackmail | 0 | 0 | 0 | 0 |
| Fraud - False Pretenses | 1 | 0 | 0 | 0 |
| Fraud - Credit Card/ATM | 1 | 0 | 0 | 0 |
| Fraud - Impersonation | 2 | 1 | 1 | 0 |
| Fraud - Welfare | 0 | 0 | 0 | 0 |
| Fraud - Wire | 0 | 0 | 0 | 0 |
| Motor Vehicle Theft | 4 | 1 | 1 | 0 |
| Robbery | 0 | 0 | 0 | 0 |
| Stolen Property Offenses | 0 | 0 | 0 | 0 |
| Theft - Pocket-picking | 1 | 0 | 0 | 0 |
| Theft - Purse Snatching | 1 | 0 | 0 | 0 |
| Theft - Shoplifting | 0 | 0 | 0 | 0 |
| Theft From Building | 5 | 2 | 0 | 0 |
| Theft From Coin Machine | 1 | 0 | 0 | 0 |
| Theft From Motor Vehicle | 1 | 0 | 0 | 0 |
| Theft of Motor Vehicle Parts | 2 | 0 | 1 | 0 |
| Theft - All Other Larceny | 7 | 1 | 1 | 0 |
| Crimes Against Society | | | | |
| Drug/Narcotic Violations | 17 | 17 | 15 | 1 |
| Drug/Narcotic Equipment Violations | 2 | 2 | 1 | 0 |
| Gambling - Betting/Wagering | 0 | 0 | 0 | 0 |
| Gambling - Operating/Promoting | 0 | 0 | 0 | 0 |
| Gambling - Equipment Violations | 0 | 0 | 0 | 0 |
| Gambling - Sports Tampering | 0 | 0 | 0 | 0 |
| Pornography/Obscene Material | 0 | 0 | 0 | 0 |
| Prostitution | 0 | 0 | 0 | 0 |
| Prostitution Assisting/Promoting | 0 | 0 | 0 | 0 |
| Weapon Law Violations | 3 | 3 | 2 | 0 |
| Total Group A Offenses | 91 | 40 | 34 | 2 |



2006 Population Estimate **7,719**

Offense Overview

Offense Total 1,961
 Number Cleared 568
 Percent Cleared 28.96 %

Group A Crimes per 100,000
 population 25,404.8

Arrest Overview

Total Arrests 714
 Adult Arrests 603
 Juvenile Arrests 111
 Unknown Age 0

Arrests per 100,000 population 9,249.9

Average number offenses/incident 1.18

Domestic Violence Victims

| Offense | Total | Arrests |
|-------------------------|------------|-----------|
| Murder | 0 | 0 |
| Aggravated Assault | 30 | 13 |
| Simple Assault | 136 | 55 |
| Intimidation | 33 | 2 |
| Stalking | 1 | 0 |
| Forcible Rape | 0 | 0 |
| Forcible Sodomy | 0 | 0 |
| Sexual Assault W/Object | 0 | 0 |
| Forcible Fondling | 0 | 0 |
| Incest | 0 | 0 |
| Statutory Rape | 0 | 0 |
| Kidnaping/Abduction | 2 | 1 |
| Total | 202 | 71 |

TIBRS Group B Arrests

| Offense | Adult | Juvenile |
|-----------------------|------------|-----------|
| Bad Checks | 2 | 0 |
| Curfew/Vagrancy | 0 | 14 |
| Disorderly Conduct | 34 | 9 |
| DUI | 21 | 0 |
| Drunkenness | 7 | 0 |
| Family-Non Violent | 0 | 0 |
| Liquor Law Violations | 17 | 2 |
| Peeping Tom | 0 | 0 |
| Runaway | 0 | 0 |
| Trespass | 12 | 10 |
| All Other Offenses | 74 | 1 |
| Total Group B | 167 | 36 |

| TIBRS Group A Offenses | Offenses | | Arrests | |
|------------------------------------|--------------|------------|------------|-----------|
| | Reported | Cleared | Adult | Juvenile |
| Crimes Against Persons | | | | |
| Murder | 0 | 0 | 0 | 0 |
| Negligent Manslaughter | 0 | 0 | 0 | 0 |
| Kidnaping/Abduction | 2 | 2 | 1 | 0 |
| Forcible Rape | 8 | 0 | 0 | 0 |
| Forcible Sodomy | 0 | 0 | 0 | 0 |
| Sexual Assault W/Object | 1 | 0 | 0 | 0 |
| Forcible Fondling | 9 | 3 | 2 | 1 |
| Incest | 0 | 0 | 0 | 0 |
| Statutory Rape | 0 | 0 | 0 | 0 |
| Aggravated Assault | 138 | 59 | 54 | 7 |
| Simple Assault | 260 | 121 | 87 | 16 |
| Intimidation | 192 | 19 | 9 | 2 |
| Stalking | 3 | 1 | 1 | 0 |
| Crimes Against Property | | | | |
| Arson | 2 | 1 | 1 | 0 |
| Bribery | 0 | 0 | 0 | 0 |
| Burglary | 219 | 27 | 25 | 0 |
| Counterfeiting/Forgery | 52 | 19 | 19 | 0 |
| Destruction/Damage/Vandalism | 319 | 50 | 15 | 17 |
| Embezzlement | 12 | 6 | 5 | 0 |
| Extortion/Blackmail | 0 | 0 | 0 | 0 |
| Fraud - False Pretenses | 61 | 21 | 4 | 0 |
| Fraud - Credit Card/ATM | 6 | 1 | 1 | 0 |
| Fraud - Impersonation | 12 | 8 | 3 | 0 |
| Fraud - Welfare | 1 | 1 | 4 | 0 |
| Fraud - Wire | 0 | 0 | 0 | 0 |
| Motor Vehicle Theft | 39 | 16 | 13 | 1 |
| Robbery | 15 | 2 | 2 | 0 |
| Stolen Property Offenses | 0 | 0 | 0 | 0 |
| Theft - Pocket-picking | 2 | 0 | 0 | 0 |
| Theft - Purse Snatching | 0 | 0 | 0 | 0 |
| Theft - Shoplifting | 90 | 70 | 68 | 14 |
| Theft From Building | 117 | 19 | 13 | 1 |
| Theft From Coin Machine | 0 | 0 | 0 | 0 |
| Theft From Motor Vehicle | 59 | 9 | 8 | 1 |
| Theft of Motor Vehicle Parts | 59 | 3 | 4 | 0 |
| Theft - All Other Larceny | 189 | 17 | 14 | 3 |
| Crimes Against Society | | | | |
| Drug/Narcotic Violations | 62 | 62 | 71 | 8 |
| Drug/Narcotic Equipment Violations | 16 | 16 | 4 | 0 |
| Gambling - Betting/Wagering | 0 | 0 | 0 | 0 |
| Gambling - Operating/Promoting | 0 | 0 | 0 | 0 |
| Gambling - Equipment Violations | 0 | 0 | 0 | 0 |
| Gambling - Sports Tampering | 0 | 0 | 0 | 0 |
| Pornography/Obscene Material | 2 | 1 | 1 | 0 |
| Prostitution | 0 | 0 | 0 | 0 |
| Prostitution Assisting/Promoting | 0 | 0 | 0 | 0 |
| Weapon Law Violations | 14 | 14 | 7 | 4 |
| Total Group A Offenses | 1,961 | 568 | 436 | 75 |



Rockwood Police Department - 2007

2006 Population Estimate **5,451**

Offense Overview

Offense Total 829
 Number Cleared 219
 Percent Cleared 26.42 %
 Group A Crimes per 100,000
 population 15,208.2

Arrest Overview

Total Arrests 339
 Adult Arrests 323
 Juvenile Arrests 16
 Unknown Age 0
 Arrests per 100,000 population 6,219.0
 Average number offenses/incident 1.00

Domestic Violence Victims

| Offense | Total | Arrests |
|-------------------------|-----------|----------|
| Murder | 0 | 0 |
| Aggravated Assault | 1 | 1 |
| Simple Assault | 10 | 5 |
| Intimidation | 8 | 0 |
| Stalking | 0 | 0 |
| Forcible Rape | 0 | 0 |
| Forcible Sodomy | 0 | 0 |
| Sexual Assault W/Object | 0 | 0 |
| Forcible Fondling | 0 | 0 |
| Incest | 0 | 0 |
| Statutory Rape | 0 | 0 |
| Kidnaping/Abduction | 0 | 0 |
| Total | 19 | 6 |

TIBRS Group B Arrests

| Offense | Adult | Juvenile |
|-----------------------|------------|----------|
| Bad Checks | 0 | 0 |
| Curfew/Vagrancy | 0 | 0 |
| Disorderly Conduct | 8 | 2 |
| DUI | 28 | 0 |
| Drunkenness | 10 | 0 |
| Family-Non Violent | 3 | 0 |
| Liquor Law Violations | 47 | 1 |
| Peeping Tom | 0 | 0 |
| Runaway | 0 | 0 |
| Trespass | 21 | 0 |
| All Other Offenses | 0 | 0 |
| Total Group B | 117 | 3 |

| TIBRS Group A Offenses | Offenses | | Arrests | |
|------------------------------------|------------|------------|------------|-----------|
| | Reported | Cleared | Adult | Juvenile |
| Crimes Against Persons | | | | |
| Murder | 0 | 0 | 0 | 0 |
| Negligent Manslaughter | 0 | 0 | 0 | 0 |
| Kidnaping/Abduction | 0 | 0 | 0 | 0 |
| Forcible Rape | 0 | 0 | 0 | 0 |
| Forcible Sodomy | 0 | 0 | 0 | 0 |
| Sexual Assault W/Object | 0 | 0 | 0 | 0 |
| Forcible Fondling | 0 | 0 | 0 | 0 |
| Incest | 0 | 0 | 0 | 0 |
| Statutory Rape | 0 | 0 | 0 | 0 |
| Aggravated Assault | 13 | 3 | 3 | 0 |
| Simple Assault | 59 | 19 | 14 | 4 |
| Intimidation | 104 | 1 | 1 | 0 |
| Stalking | 0 | 0 | 0 | 0 |
| Crimes Against Property | | | | |
| Arson | 1 | 1 | 1 | 0 |
| Bribery | 0 | 0 | 0 | 0 |
| Burglary | 73 | 13 | 13 | 1 |
| Counterfeiting/Forgery | 22 | 3 | 2 | 0 |
| Destruction/Damage/Vandalism | 99 | 4 | 4 | 1 |
| Embezzlement | 1 | 0 | 0 | 0 |
| Extortion/Blackmail | 0 | 0 | 0 | 0 |
| Fraud - False Pretenses | 3 | 0 | 1 | 0 |
| Fraud - Credit Card/ATM | 6 | 0 | 1 | 0 |
| Fraud - Impersonation | 11 | 7 | 7 | 0 |
| Fraud - Welfare | 0 | 0 | 0 | 0 |
| Fraud - Wire | 0 | 0 | 0 | 0 |
| Motor Vehicle Theft | 10 | 0 | 0 | 0 |
| Robbery | 1 | 0 | 0 | 0 |
| Stolen Property Offenses | 2 | 0 | 0 | 0 |
| Theft - Pocket-picking | 0 | 0 | 0 | 0 |
| Theft - Purse Snatching | 0 | 0 | 0 | 0 |
| Theft - Shoplifting | 127 | 116 | 115 | 1 |
| Theft From Building | 160 | 11 | 7 | 2 |
| Theft From Coin Machine | 1 | 0 | 0 | 0 |
| Theft From Motor Vehicle | 44 | 2 | 0 | 0 |
| Theft of Motor Vehicle Parts | 4 | 0 | 0 | 0 |
| Theft - All Other Larceny | 57 | 8 | 9 | 0 |
| Crimes Against Society | | | | |
| Drug/Narcotic Violations | 20 | 20 | 19 | 2 |
| Drug/Narcotic Equipment Violations | 10 | 10 | 9 | 1 |
| Gambling - Betting/Wagering | 0 | 0 | 0 | 0 |
| Gambling - Operating/Promoting | 0 | 0 | 0 | 0 |
| Gambling - Equipment Violations | 0 | 0 | 0 | 0 |
| Gambling - Sports Tampering | 0 | 0 | 0 | 0 |
| Pornography/Obscene Material | 0 | 0 | 0 | 0 |
| Prostitution | 0 | 0 | 0 | 0 |
| Prostitution Assisting/Promoting | 0 | 0 | 0 | 0 |
| Weapon Law Violations | 1 | 1 | 0 | 1 |
| Total Group A Offenses | 829 | 219 | 206 | 13 |



Rogersville Police Department - 2007

2006 Population Estimate 4,317

Offense Overview

Offense Total 771
 Number Cleared 276
 Percent Cleared 35.80 %

Group A Crimes per 100,000 population 17,859.6

Arrest Overview

Total Arrests 302
 Adult Arrests 284
 Juvenile Arrests 18
 Unknown Age 0

Arrests per 100,000 population 6,995.6

Average number offenses/incident 1.20

Domestic Violence Victims

| Offense | Total | Arrests |
|-------------------------|-----------|-----------|
| Murder | 0 | 0 |
| Aggravated Assault | 5 | 3 |
| Simple Assault | 41 | 33 |
| Intimidation | 0 | 0 |
| Stalking | 0 | 0 |
| Forcible Rape | 0 | 0 |
| Forcible Sodomy | 0 | 0 |
| Sexual Assault W/Object | 0 | 0 |
| Forcible Fondling | 0 | 0 |
| Incest | 0 | 0 |
| Statutory Rape | 0 | 0 |
| Kidnaping/Abduction | 0 | 0 |
| Total | 46 | 36 |

TIBRS Group B Arrests

| Offense | Adult | Juvenile |
|-----------------------|------------|----------|
| Bad Checks | 5 | 0 |
| Curfew/Vagrancy | 0 | 0 |
| Disorderly Conduct | 0 | 0 |
| DUI | 18 | 0 |
| Drunkenness | 56 | 2 |
| Family-Non Violent | 0 | 0 |
| Liquor Law Violations | 9 | 0 |
| Peeping Tom | 0 | 0 |
| Runaway | 0 | 0 |
| Trespass | 7 | 0 |
| All Other Offenses | 26 | 0 |
| Total Group B | 121 | 2 |

| TIBRS Group A Offenses | Offenses | | Arrests | |
|------------------------------------|------------|------------|------------|-----------|
| | Reported | Cleared | Adult | Juvenile |
| Crimes Against Persons | | | | |
| Murder | 0 | 0 | 0 | 0 |
| Negligent Manslaughter | 0 | 0 | 0 | 0 |
| Kidnaping/Abduction | 0 | 0 | 0 | 0 |
| Forcible Rape | 0 | 0 | 0 | 0 |
| Forcible Sodomy | 0 | 0 | 0 | 0 |
| Sexual Assault W/Object | 1 | 0 | 0 | 0 |
| Forcible Fondling | 1 | 0 | 0 | 0 |
| Incest | 0 | 0 | 0 | 0 |
| Statutory Rape | 1 | 1 | 0 | 0 |
| Aggravated Assault | 23 | 13 | 8 | 1 |
| Simple Assault | 96 | 60 | 39 | 4 |
| Intimidation | 23 | 4 | 1 | 2 |
| Stalking | 1 | 0 | 0 | 0 |
| Crimes Against Property | | | | |
| Arson | 0 | 0 | 0 | 0 |
| Bribery | 0 | 0 | 0 | 0 |
| Burglary | 42 | 2 | 0 | 0 |
| Counterfeiting/Forgery | 68 | 22 | 12 | 0 |
| Destruction/Damage/Vandalism | 95 | 28 | 17 | 1 |
| Embezzlement | 4 | 2 | 2 | 0 |
| Extortion/Blackmail | 0 | 0 | 0 | 0 |
| Fraud - False Pretenses | 79 | 26 | 2 | 0 |
| Fraud - Credit Card/ATM | 10 | 1 | 0 | 0 |
| Fraud - Impersonation | 4 | 1 | 1 | 0 |
| Fraud - Welfare | 0 | 0 | 0 | 0 |
| Fraud - Wire | 14 | 2 | 0 | 0 |
| Motor Vehicle Theft | 12 | 2 | 1 | 3 |
| Robbery | 1 | 0 | 0 | 0 |
| Stolen Property Offenses | 2 | 1 | 2 | 0 |
| Theft - Pocket-picking | 0 | 0 | 0 | 0 |
| Theft - Purse Snatching | 0 | 0 | 0 | 0 |
| Theft - Shoplifting | 43 | 33 | 39 | 0 |
| Theft From Building | 56 | 11 | 7 | 0 |
| Theft From Coin Machine | 4 | 1 | 1 | 0 |
| Theft From Motor Vehicle | 42 | 12 | 2 | 2 |
| Theft of Motor Vehicle Parts | 21 | 1 | 0 | 0 |
| Theft - All Other Larceny | 90 | 15 | 8 | 2 |
| Crimes Against Society | | | | |
| Drug/Narcotic Violations | 22 | 22 | 19 | 1 |
| Drug/Narcotic Equipment Violations | 12 | 12 | 0 | 0 |
| Gambling - Betting/Wagering | 0 | 0 | 0 | 0 |
| Gambling - Operating/Promoting | 0 | 0 | 0 | 0 |
| Gambling - Equipment Violations | 0 | 0 | 0 | 0 |
| Gambling - Sports Tampering | 0 | 0 | 0 | 0 |
| Pornography/Obscene Material | 0 | 0 | 0 | 0 |
| Prostitution | 0 | 0 | 0 | 0 |
| Prostitution Assisting/Promoting | 0 | 0 | 0 | 0 |
| Weapon Law Violations | 4 | 4 | 2 | 0 |
| Total Group A Offenses | 771 | 276 | 163 | 16 |



Rossville Police Department - 2007

2006 Population Estimate **498**

Offense Overview

Offense Total 45
 Number Cleared 14
 Percent Cleared 31.11 %

Group A Crimes per 100,000 population 9,036.1

Arrest Overview

Total Arrests 29
 Adult Arrests 26
 Juvenile Arrests 3
 Unknown Age 0

Arrests per 100,000 population 5,823.3

Average number offenses/incident 1.02

Domestic Violence Victims

| Offense | Total | Arrests |
|-------------------------|----------|----------|
| Murder | 0 | 0 |
| Aggravated Assault | 0 | 0 |
| Simple Assault | 0 | 0 |
| Intimidation | 0 | 0 |
| Stalking | 0 | 0 |
| Forcible Rape | 0 | 0 |
| Forcible Sodomy | 0 | 0 |
| Sexual Assault W/Object | 0 | 0 |
| Forcible Fondling | 0 | 0 |
| Incest | 0 | 0 |
| Statutory Rape | 0 | 0 |
| Kidnaping/Abduction | 0 | 0 |
| Total | 0 | 0 |

TIBRS Group B Arrests

| Offense | Adult | Juvenile |
|-----------------------|-----------|----------|
| Bad Checks | 0 | 0 |
| Curfew/Vagrancy | 0 | 0 |
| Disorderly Conduct | 1 | 0 |
| DUI | 8 | 0 |
| Drunkenness | 3 | 0 |
| Family-Non Violent | 0 | 0 |
| Liquor Law Violations | 1 | 2 |
| Peeping Tom | 0 | 0 |
| Runaway | 0 | 0 |
| Trespass | 0 | 0 |
| All Other Offenses | 1 | 0 |
| Total Group B | 14 | 2 |

| TIBRS Group A Offenses | Offenses | | Arrests | |
|------------------------------------|-----------|-----------|-----------|----------|
| | Reported | Cleared | Adult | Juvenile |
| Crimes Against Persons | | | | |
| Murder | 0 | 0 | 0 | 0 |
| Negligent Manslaughter | 0 | 0 | 0 | 0 |
| Kidnaping/Abduction | 0 | 0 | 0 | 0 |
| Forcible Rape | 0 | 0 | 0 | 0 |
| Forcible Sodomy | 0 | 0 | 0 | 0 |
| Sexual Assault W/Object | 0 | 0 | 0 | 0 |
| Forcible Fondling | 0 | 0 | 0 | 0 |
| Incest | 0 | 0 | 0 | 0 |
| Statutory Rape | 0 | 0 | 0 | 0 |
| Aggravated Assault | 1 | 0 | 0 | 0 |
| Simple Assault | 0 | 0 | 0 | 0 |
| Intimidation | 1 | 0 | 0 | 0 |
| Stalking | 0 | 0 | 0 | 0 |
| Crimes Against Property | | | | |
| Arson | 0 | 0 | 0 | 0 |
| Bribery | 0 | 0 | 0 | 0 |
| Burglary | 4 | 0 | 0 | 0 |
| Counterfeiting/Forgery | 1 | 0 | 0 | 0 |
| Destruction/Damage/Vandalism | 3 | 0 | 0 | 0 |
| Embezzlement | 0 | 0 | 0 | 0 |
| Extortion/Blackmail | 0 | 0 | 0 | 0 |
| Fraud - False Pretenses | 0 | 0 | 0 | 0 |
| Fraud - Credit Card/ATM | 0 | 0 | 0 | 0 |
| Fraud - Impersonation | 2 | 0 | 0 | 0 |
| Fraud - Welfare | 0 | 0 | 0 | 0 |
| Fraud - Wire | 0 | 0 | 0 | 0 |
| Motor Vehicle Theft | 1 | 0 | 0 | 0 |
| Robbery | 1 | 0 | 0 | 0 |
| Stolen Property Offenses | 0 | 0 | 0 | 0 |
| Theft - Pocket-picking | 0 | 0 | 0 | 0 |
| Theft - Purse Snatching | 0 | 0 | 0 | 0 |
| Theft - Shoplifting | 0 | 0 | 0 | 0 |
| Theft From Building | 2 | 0 | 0 | 0 |
| Theft From Coin Machine | 0 | 0 | 0 | 0 |
| Theft From Motor Vehicle | 5 | 0 | 0 | 0 |
| Theft of Motor Vehicle Parts | 1 | 0 | 0 | 0 |
| Theft - All Other Larceny | 8 | 2 | 2 | 0 |
| Crimes Against Society | | | | |
| Drug/Narcotic Violations | 9 | 8 | 7 | 1 |
| Drug/Narcotic Equipment Violations | 4 | 2 | 1 | 0 |
| Gambling - Betting/Wagering | 0 | 0 | 0 | 0 |
| Gambling - Operating/Promoting | 0 | 0 | 0 | 0 |
| Gambling - Equipment Violations | 0 | 0 | 0 | 0 |
| Gambling - Sports Tampering | 0 | 0 | 0 | 0 |
| Pornography/Obscene Material | 0 | 0 | 0 | 0 |
| Prostitution | 0 | 0 | 0 | 0 |
| Prostitution Assisting/Promoting | 0 | 0 | 0 | 0 |
| Weapon Law Violations | 2 | 2 | 2 | 0 |
| Total Group A Offenses | 45 | 14 | 12 | 1 |



Rutherford Police Department - 2007

2006 Population Estimate 1,240

Offense Overview

Offense Total 71
 Number Cleared 20
 Percent Cleared 28.17 %

Group A Crimes per 100,000 population 5,725.8

Arrest Overview

Total Arrests 29
 Adult Arrests 19
 Juvenile Arrests 10
 Unknown Age 0

Arrests per 100,000 population 2,338.7

Average number offenses/incident 1.16

Domestic Violence Victims

| Offense | Total | Arrests |
|-------------------------|-----------|----------|
| Murder | 0 | 0 |
| Aggravated Assault | 1 | 0 |
| Simple Assault | 16 | 3 |
| Intimidation | 3 | 1 |
| Stalking | 0 | 0 |
| Forcible Rape | 0 | 0 |
| Forcible Sodomy | 0 | 0 |
| Sexual Assault W/Object | 0 | 0 |
| Forcible Fondling | 0 | 0 |
| Incest | 0 | 0 |
| Statutory Rape | 0 | 0 |
| Kidnaping/Abduction | 0 | 0 |
| Total | 20 | 4 |

TIBRS Group B Arrests

| Offense | Adult | Juvenile |
|-----------------------|----------|----------|
| Bad Checks | 0 | 0 |
| Curfew/Vagrancy | 0 | 1 |
| Disorderly Conduct | 1 | 0 |
| DUI | 3 | 0 |
| Drunkenness | 1 | 0 |
| Family-Non Violent | 0 | 0 |
| Liquor Law Violations | 0 | 0 |
| Peeping Tom | 0 | 0 |
| Runaway | 0 | 0 |
| Trespass | 1 | 0 |
| All Other Offenses | 2 | 0 |
| Total Group B | 8 | 1 |

| TIBRS Group A Offenses | Offenses | | Arrests | |
|------------------------------------|-----------|-----------|-----------|----------|
| | Reported | Cleared | Adult | Juvenile |
| Crimes Against Persons | | | | |
| Murder | 0 | 0 | 0 | 0 |
| Negligent Manslaughter | 0 | 0 | 0 | 0 |
| Kidnaping/Abduction | 0 | 0 | 0 | 0 |
| Forcible Rape | 0 | 0 | 0 | 0 |
| Forcible Sodomy | 0 | 0 | 0 | 0 |
| Sexual Assault W/Object | 0 | 0 | 0 | 0 |
| Forcible Fondling | 0 | 0 | 0 | 0 |
| Incest | 0 | 0 | 0 | 0 |
| Statutory Rape | 0 | 0 | 0 | 0 |
| Aggravated Assault | 2 | 1 | 1 | 0 |
| Simple Assault | 19 | 6 | 4 | 2 |
| Intimidation | 6 | 4 | 2 | 3 |
| Stalking | 0 | 0 | 0 | 0 |
| Crimes Against Property | | | | |
| Arson | 0 | 0 | 0 | 0 |
| Bribery | 0 | 0 | 0 | 0 |
| Burglary | 9 | 1 | 1 | 0 |
| Counterfeiting/Forgery | 0 | 0 | 0 | 0 |
| Destruction/Damage/Vandalism | 6 | 1 | 0 | 0 |
| Embezzlement | 2 | 0 | 0 | 0 |
| Extortion/Blackmail | 0 | 0 | 0 | 0 |
| Fraud - False Pretenses | 1 | 1 | 1 | 0 |
| Fraud - Credit Card/ATM | 0 | 0 | 0 | 0 |
| Fraud - Impersonation | 3 | 1 | 1 | 0 |
| Fraud - Welfare | 0 | 0 | 0 | 0 |
| Fraud - Wire | 0 | 0 | 0 | 0 |
| Motor Vehicle Theft | 2 | 0 | 0 | 0 |
| Robbery | 0 | 0 | 0 | 0 |
| Stolen Property Offenses | 0 | 0 | 0 | 0 |
| Theft - Pocket-picking | 0 | 0 | 0 | 0 |
| Theft - Purse Snatching | 0 | 0 | 0 | 0 |
| Theft - Shoplifting | 0 | 0 | 0 | 0 |
| Theft From Building | 5 | 0 | 0 | 0 |
| Theft From Coin Machine | 0 | 0 | 0 | 0 |
| Theft From Motor Vehicle | 3 | 0 | 0 | 0 |
| Theft of Motor Vehicle Parts | 1 | 0 | 0 | 0 |
| Theft - All Other Larceny | 7 | 0 | 0 | 0 |
| Crimes Against Society | | | | |
| Drug/Narcotic Violations | 4 | 4 | 1 | 4 |
| Drug/Narcotic Equipment Violations | 1 | 1 | 0 | 0 |
| Gambling - Betting/Wagering | 0 | 0 | 0 | 0 |
| Gambling - Operating/Promoting | 0 | 0 | 0 | 0 |
| Gambling - Equipment Violations | 0 | 0 | 0 | 0 |
| Gambling - Sports Tampering | 0 | 0 | 0 | 0 |
| Pornography/Obscene Material | 0 | 0 | 0 | 0 |
| Prostitution | 0 | 0 | 0 | 0 |
| Prostitution Assisting/Promoting | 0 | 0 | 0 | 0 |
| Weapon Law Violations | 0 | 0 | 0 | 0 |
| Total Group A Offenses | 71 | 20 | 11 | 9 |



2006 Population Estimate 1,270

Offense Overview

Offense Total 81
 Number Cleared 21
 Percent Cleared 25.93 %

Group A Crimes per 100,000 population 6,378.0

Arrest Overview

Total Arrests 70
 Adult Arrests 64
 Juvenile Arrests 6
 Unknown Age 0

Arrests per 100,000 population 5,511.8

Average number offenses/incident 1.00

Domestic Violence Victims

| Offense | Total | Arrests |
|-------------------------|----------|----------|
| Murder | 0 | 0 |
| Aggravated Assault | 0 | 0 |
| Simple Assault | 2 | 2 |
| Intimidation | 0 | 0 |
| Stalking | 0 | 0 |
| Forcible Rape | 0 | 0 |
| Forcible Sodomy | 0 | 0 |
| Sexual Assault W/Object | 0 | 0 |
| Forcible Fondling | 0 | 0 |
| Incest | 0 | 0 |
| Statutory Rape | 0 | 0 |
| Kidnaping/Abduction | 0 | 0 |
| Total | 2 | 2 |

TIBRS Group B Arrests

| Offense | Adult | Juvenile |
|-----------------------|-----------|----------|
| Bad Checks | 0 | 0 |
| Curfew/Vagrancy | 0 | 0 |
| Disorderly Conduct | 0 | 0 |
| DUI | 7 | 1 |
| Drunkenness | 2 | 0 |
| Family-Non Violent | 2 | 0 |
| Liquor Law Violations | 3 | 2 |
| Peeping Tom | 0 | 0 |
| Runaway | 0 | 0 |
| Trespass | 0 | 0 |
| All Other Offenses | 24 | 3 |
| Total Group B | 38 | 6 |

| TIBRS Group A Offenses | Offenses | | Arrests | |
|------------------------------------|-----------|-----------|-----------|----------|
| | Reported | Cleared | Adult | Juvenile |
| Crimes Against Persons | | | | |
| Murder | 0 | 0 | 0 | 0 |
| Negligent Manslaughter | 0 | 0 | 0 | 0 |
| Kidnaping/Abduction | 0 | 0 | 0 | 0 |
| Forcible Rape | 0 | 0 | 0 | 0 |
| Forcible Sodomy | 0 | 0 | 0 | 0 |
| Sexual Assault W/Object | 0 | 0 | 0 | 0 |
| Forcible Fondling | 0 | 0 | 0 | 0 |
| Incest | 0 | 0 | 0 | 0 |
| Statutory Rape | 0 | 0 | 0 | 0 |
| Aggravated Assault | 0 | 0 | 0 | 0 |
| Simple Assault | 6 | 2 | 2 | 0 |
| Intimidation | 2 | 0 | 0 | 0 |
| Stalking | 0 | 0 | 0 | 0 |
| Crimes Against Property | | | | |
| Arson | 0 | 0 | 0 | 0 |
| Bribery | 0 | 0 | 0 | 0 |
| Burglary | 22 | 5 | 7 | 0 |
| Counterfeiting/Forgery | 2 | 0 | 0 | 0 |
| Destruction/Damage/Vandalism | 6 | 0 | 0 | 0 |
| Embezzlement | 0 | 0 | 0 | 0 |
| Extortion/Blackmail | 0 | 0 | 0 | 0 |
| Fraud - False Pretenses | 0 | 0 | 0 | 0 |
| Fraud - Credit Card/ATM | 0 | 0 | 0 | 0 |
| Fraud - Impersonation | 0 | 0 | 0 | 0 |
| Fraud - Welfare | 0 | 0 | 0 | 0 |
| Fraud - Wire | 0 | 0 | 0 | 0 |
| Motor Vehicle Theft | 3 | 1 | 1 | 0 |
| Robbery | 1 | 1 | 1 | 0 |
| Stolen Property Offenses | 0 | 0 | 0 | 0 |
| Theft - Pocket-picking | 0 | 0 | 0 | 0 |
| Theft - Purse Snatching | 0 | 0 | 0 | 0 |
| Theft - Shoplifting | 0 | 0 | 0 | 0 |
| Theft From Building | 11 | 5 | 3 | 0 |
| Theft From Coin Machine | 1 | 0 | 0 | 0 |
| Theft From Motor Vehicle | 13 | 3 | 8 | 0 |
| Theft of Motor Vehicle Parts | 3 | 0 | 0 | 0 |
| Theft - All Other Larceny | 9 | 2 | 2 | 0 |
| Crimes Against Society | | | | |
| Drug/Narcotic Violations | 2 | 2 | 2 | 0 |
| Drug/Narcotic Equipment Violations | 0 | 0 | 0 | 0 |
| Gambling - Betting/Wagering | 0 | 0 | 0 | 0 |
| Gambling - Operating/Promoting | 0 | 0 | 0 | 0 |
| Gambling - Equipment Violations | 0 | 0 | 0 | 0 |
| Gambling - Sports Tampering | 0 | 0 | 0 | 0 |
| Pornography/Obscene Material | 0 | 0 | 0 | 0 |
| Prostitution | 0 | 0 | 0 | 0 |
| Prostitution Assisting/Promoting | 0 | 0 | 0 | 0 |
| Weapon Law Violations | 0 | 0 | 0 | 0 |
| Total Group A Offenses | 81 | 21 | 26 | 0 |



Savannah Police Department - 2007

2006 Population Estimate **7,248**

Offense Overview

Offense Total 1,427
 Number Cleared 629
 Percent Cleared 44.08 %

Group A Crimes per 100,000 population 19,688.2

Arrest Overview

Total Arrests 897
 Adult Arrests 717
 Juvenile Arrests 180
 Unknown Age 0

Arrests per 100,000 population 12,375.8

Average number offenses/incident 1.16

Domestic Violence Victims

| Offense | Total | Arrests |
|-------------------------|------------|-----------|
| Murder | 0 | 0 |
| Aggravated Assault | 18 | 7 |
| Simple Assault | 103 | 63 |
| Intimidation | 13 | 0 |
| Stalking | 0 | 0 |
| Forcible Rape | 0 | 0 |
| Forcible Sodomy | 0 | 0 |
| Sexual Assault W/Object | 1 | 0 |
| Forcible Fondling | 3 | 1 |
| Incest | 0 | 0 |
| Statutory Rape | 1 | 0 |
| Kidnaping/Abduction | 0 | 0 |
| Total | 139 | 71 |

TIBRS Group B Arrests

| Offense | Adult | Juvenile |
|-----------------------|------------|-----------|
| Bad Checks | 0 | 0 |
| Curfew/Vagrancy | 0 | 1 |
| Disorderly Conduct | 14 | 0 |
| DUI | 35 | 1 |
| Drunkenness | 136 | 3 |
| Family-Non Violent | 0 | 0 |
| Liquor Law Violations | 3 | 4 |
| Peeping Tom | 0 | 0 |
| Runaway | 0 | 3 |
| Trespass | 6 | 0 |
| All Other Offenses | 24 | 55 |
| Total Group B | 218 | 67 |

| TIBRS Group A Offenses | Offenses | | Arrests | |
|------------------------------------|--------------|------------|------------|------------|
| | Reported | Cleared | Adult | Juvenile |
| Crimes Against Persons | | | | |
| Murder | 0 | 0 | 0 | 0 |
| Negligent Manslaughter | 0 | 0 | 0 | 0 |
| Kidnaping/Abduction | 0 | 0 | 0 | 0 |
| Forcible Rape | 1 | 1 | 0 | 0 |
| Forcible Sodomy | 0 | 0 | 0 | 0 |
| Sexual Assault W/Object | 1 | 0 | 0 | 0 |
| Forcible Fondling | 8 | 2 | 2 | 0 |
| Incest | 0 | 0 | 0 | 0 |
| Statutory Rape | 1 | 0 | 0 | 0 |
| Aggravated Assault | 59 | 33 | 25 | 3 |
| Simple Assault | 185 | 107 | 55 | 40 |
| Intimidation | 64 | 12 | 8 | 1 |
| Stalking | 0 | 0 | 0 | 0 |
| Crimes Against Property | | | | |
| Arson | 2 | 0 | 0 | 0 |
| Bribery | 0 | 0 | 0 | 0 |
| Burglary | 138 | 46 | 55 | 12 |
| Counterfeiting/Forgery | 118 | 55 | 58 | 0 |
| Destruction/Damage/Vandalism | 143 | 40 | 23 | 30 |
| Embezzlement | 12 | 7 | 6 | 0 |
| Extortion/Blackmail | 1 | 0 | 0 | 0 |
| Fraud - False Pretenses | 105 | 50 | 8 | 0 |
| Fraud - Credit Card/ATM | 25 | 15 | 18 | 0 |
| Fraud - Impersonation | 6 | 4 | 2 | 1 |
| Fraud - Welfare | 0 | 0 | 0 | 0 |
| Fraud - Wire | 3 | 1 | 1 | 0 |
| Motor Vehicle Theft | 27 | 11 | 10 | 2 |
| Robbery | 15 | 9 | 10 | 0 |
| Stolen Property Offenses | 8 | 6 | 6 | 1 |
| Theft - Pocket-picking | 1 | 1 | 0 | 0 |
| Theft - Purse Snatching | 0 | 0 | 0 | 0 |
| Theft - Shoplifting | 59 | 49 | 45 | 8 |
| Theft From Building | 85 | 17 | 14 | 0 |
| Theft From Coin Machine | 3 | 0 | 0 | 0 |
| Theft From Motor Vehicle | 89 | 29 | 32 | 3 |
| Theft of Motor Vehicle Parts | 40 | 10 | 12 | 3 |
| Theft - All Other Larceny | 137 | 34 | 41 | 3 |
| Crimes Against Society | | | | |
| Drug/Narcotic Violations | 50 | 50 | 51 | 5 |
| Drug/Narcotic Equipment Violations | 35 | 35 | 15 | 1 |
| Gambling - Betting/Wagering | 0 | 0 | 0 | 0 |
| Gambling - Operating/Promoting | 0 | 0 | 0 | 0 |
| Gambling - Equipment Violations | 0 | 0 | 0 | 0 |
| Gambling - Sports Tampering | 0 | 0 | 0 | 0 |
| Pornography/Obscene Material | 1 | 0 | 0 | 0 |
| Prostitution | 0 | 0 | 0 | 0 |
| Prostitution Assisting/Promoting | 0 | 0 | 0 | 0 |
| Weapon Law Violations | 5 | 5 | 2 | 0 |
| Total Group A Offenses | 1,427 | 629 | 499 | 113 |



Scotts Hill Police Department - 2007

2006 Population Estimate 912

Offense Overview

Offense Total 27
 Number Cleared 8
 Percent Cleared 29.63 %
 Group A Crimes per 100,000 population 2,960.5

Arrest Overview

Total Arrests 10
 Adult Arrests 9
 Juvenile Arrests 1
 Unknown Age 0
 Arrests per 100,000 population 1,096.5
 Average number offenses/incident 1.04

Domestic Violence Victims

| Offense | Total | Arrests |
|-------------------------|----------|----------|
| Murder | 0 | 0 |
| Aggravated Assault | 0 | 0 |
| Simple Assault | 3 | 3 |
| Intimidation | 0 | 0 |
| Stalking | 0 | 0 |
| Forcible Rape | 0 | 0 |
| Forcible Sodomy | 0 | 0 |
| Sexual Assault W/Object | 0 | 0 |
| Forcible Fondling | 0 | 0 |
| Incest | 0 | 0 |
| Statutory Rape | 0 | 0 |
| Kidnaping/Abduction | 0 | 0 |
| Total | 3 | 3 |

TIBRS Group B Arrests

| Offense | Adult | Juvenile |
|-----------------------|----------|----------|
| Bad Checks | 0 | 0 |
| Curfew/Vagrancy | 0 | 0 |
| Disorderly Conduct | 0 | 0 |
| DUI | 1 | 0 |
| Drunkenness | 0 | 0 |
| Family-Non Violent | 0 | 0 |
| Liquor Law Violations | 0 | 0 |
| Peeping Tom | 0 | 0 |
| Runaway | 0 | 0 |
| Trespass | 0 | 0 |
| All Other Offenses | 0 | 0 |
| Total Group B | 1 | 0 |

| TIBRS Group A Offenses | Offenses | | Arrests | |
|------------------------------------|-----------|----------|----------|----------|
| | Reported | Cleared | Adult | Juvenile |
| Crimes Against Persons | | | | |
| Murder | 0 | 0 | 0 | 0 |
| Negligent Manslaughter | 0 | 0 | 0 | 0 |
| Kidnaping/Abduction | 0 | 0 | 0 | 0 |
| Forcible Rape | 0 | 0 | 0 | 0 |
| Forcible Sodomy | 0 | 0 | 0 | 0 |
| Sexual Assault W/Object | 0 | 0 | 0 | 0 |
| Forcible Fondling | 0 | 0 | 0 | 0 |
| Incest | 0 | 0 | 0 | 0 |
| Statutory Rape | 0 | 0 | 0 | 0 |
| Aggravated Assault | 0 | 0 | 0 | 0 |
| Simple Assault | 3 | 3 | 3 | 0 |
| Intimidation | 2 | 0 | 0 | 0 |
| Stalking | 0 | 0 | 0 | 0 |
| Crimes Against Property | | | | |
| Arson | 0 | 0 | 0 | 0 |
| Bribery | 0 | 0 | 0 | 0 |
| Burglary | 5 | 0 | 0 | 0 |
| Counterfeiting/Forgery | 0 | 0 | 0 | 0 |
| Destruction/Damage/Vandalism | 5 | 0 | 0 | 0 |
| Embezzlement | 0 | 0 | 0 | 0 |
| Extortion/Blackmail | 0 | 0 | 0 | 0 |
| Fraud - False Pretenses | 0 | 0 | 0 | 0 |
| Fraud - Credit Card/ATM | 1 | 1 | 2 | 0 |
| Fraud - Impersonation | 0 | 0 | 0 | 0 |
| Fraud - Welfare | 0 | 0 | 0 | 0 |
| Fraud - Wire | 0 | 0 | 0 | 0 |
| Motor Vehicle Theft | 1 | 0 | 0 | 0 |
| Robbery | 0 | 0 | 0 | 0 |
| Stolen Property Offenses | 0 | 0 | 0 | 0 |
| Theft - Pocket-picking | 0 | 0 | 0 | 0 |
| Theft - Purse Snatching | 0 | 0 | 0 | 0 |
| Theft - Shoplifting | 0 | 0 | 0 | 0 |
| Theft From Building | 3 | 0 | 0 | 0 |
| Theft From Coin Machine | 0 | 0 | 0 | 0 |
| Theft From Motor Vehicle | 0 | 0 | 0 | 0 |
| Theft of Motor Vehicle Parts | 0 | 0 | 0 | 0 |
| Theft - All Other Larceny | 4 | 1 | 1 | 0 |
| Crimes Against Society | | | | |
| Drug/Narcotic Violations | 1 | 1 | 1 | 0 |
| Drug/Narcotic Equipment Violations | 1 | 1 | 1 | 0 |
| Gambling - Betting/Wagering | 0 | 0 | 0 | 0 |
| Gambling - Operating/Promoting | 0 | 0 | 0 | 0 |
| Gambling - Equipment Violations | 0 | 0 | 0 | 0 |
| Gambling - Sports Tampering | 0 | 0 | 0 | 0 |
| Pornography/Obscene Material | 0 | 0 | 0 | 0 |
| Prostitution | 0 | 0 | 0 | 0 |
| Prostitution Assisting/Promoting | 0 | 0 | 0 | 0 |
| Weapon Law Violations | 1 | 1 | 0 | 1 |
| Total Group A Offenses | 27 | 8 | 8 | 1 |



Selmer Police Department - 2007

2006 Population Estimate 4,701

Offense Overview

Offense Total 620
 Number Cleared 275
 Percent Cleared 44.35 %
 Group A Crimes per 100,000 population 13,188.7

Arrest Overview

Total Arrests 357
 Adult Arrests 327
 Juvenile Arrests 30
 Unknown Age 0
 Arrests per 100,000 population 7,594.1
 Average number offenses/incident 1.13

Domestic Violence Victims

| Offense | Total | Arrests |
|-------------------------|-----------|-----------|
| Murder | 0 | 0 |
| Aggravated Assault | 12 | 8 |
| Simple Assault | 51 | 38 |
| Intimidation | 9 | 1 |
| Stalking | 0 | 0 |
| Forcible Rape | 0 | 0 |
| Forcible Sodomy | 0 | 0 |
| Sexual Assault W/Object | 0 | 0 |
| Forcible Fondling | 0 | 0 |
| Incest | 0 | 0 |
| Statutory Rape | 1 | 1 |
| Kidnaping/Abduction | 0 | 0 |
| Total | 73 | 48 |

TIBRS Group B Arrests

| Offense | Adult | Juvenile |
|-----------------------|-----------|----------|
| Bad Checks | 0 | 0 |
| Curfew/Vagrancy | 0 | 0 |
| Disorderly Conduct | 12 | 0 |
| DUI | 42 | 0 |
| Drunkenness | 16 | 0 |
| Family-Non Violent | 0 | 0 |
| Liquor Law Violations | 0 | 0 |
| Peeping Tom | 0 | 0 |
| Runaway | 0 | 0 |
| Trespass | 1 | 0 |
| All Other Offenses | 26 | 0 |
| Total Group B | 97 | 0 |

| TIBRS Group A Offenses | Offenses | | Arrests | |
|------------------------------------|------------|------------|------------|-----------|
| | Reported | Cleared | Adult | Juvenile |
| Crimes Against Persons | | | | |
| Murder | 0 | 0 | 0 | 0 |
| Negligent Manslaughter | 0 | 0 | 0 | 0 |
| Kidnaping/Abduction | 0 | 0 | 0 | 0 |
| Forcible Rape | 3 | 2 | 1 | 1 |
| Forcible Sodomy | 0 | 0 | 0 | 0 |
| Sexual Assault W/Object | 0 | 0 | 0 | 0 |
| Forcible Fondling | 0 | 0 | 0 | 0 |
| Incest | 0 | 0 | 0 | 0 |
| Statutory Rape | 1 | 1 | 1 | 0 |
| Aggravated Assault | 23 | 17 | 10 | 3 |
| Simple Assault | 82 | 51 | 49 | 3 |
| Intimidation | 26 | 4 | 3 | 1 |
| Stalking | 1 | 0 | 0 | 0 |
| Crimes Against Property | | | | |
| Arson | 0 | 0 | 0 | 0 |
| Bribery | 0 | 0 | 0 | 0 |
| Burglary | 63 | 19 | 23 | 8 |
| Counterfeiting/Forgery | 17 | 11 | 11 | 0 |
| Destruction/Damage/Vandalism | 71 | 8 | 4 | 0 |
| Embezzlement | 22 | 17 | 17 | 0 |
| Extortion/Blackmail | 2 | 0 | 0 | 0 |
| Fraud - False Pretenses | 16 | 9 | 0 | 0 |
| Fraud - Credit Card/ATM | 1 | 1 | 1 | 0 |
| Fraud - Impersonation | 2 | 2 | 2 | 0 |
| Fraud - Welfare | 1 | 0 | 0 | 0 |
| Fraud - Wire | 0 | 0 | 0 | 0 |
| Motor Vehicle Theft | 12 | 2 | 2 | 0 |
| Robbery | 2 | 2 | 1 | 2 |
| Stolen Property Offenses | 0 | 0 | 0 | 0 |
| Theft - Pocket-picking | 0 | 0 | 0 | 0 |
| Theft - Purse Snatching | 0 | 0 | 0 | 0 |
| Theft - Shoplifting | 20 | 14 | 13 | 2 |
| Theft From Building | 36 | 4 | 4 | 1 |
| Theft From Coin Machine | 0 | 0 | 0 | 0 |
| Theft From Motor Vehicle | 30 | 5 | 4 | 3 |
| Theft of Motor Vehicle Parts | 14 | 2 | 2 | 0 |
| Theft - All Other Larceny | 76 | 5 | 4 | 0 |
| Crimes Against Society | | | | |
| Drug/Narcotic Violations | 56 | 56 | 53 | 6 |
| Drug/Narcotic Equipment Violations | 36 | 36 | 19 | 0 |
| Gambling - Betting/Wagering | 0 | 0 | 0 | 0 |
| Gambling - Operating/Promoting | 0 | 0 | 0 | 0 |
| Gambling - Equipment Violations | 0 | 0 | 0 | 0 |
| Gambling - Sports Tampering | 0 | 0 | 0 | 0 |
| Pornography/Obscene Material | 0 | 0 | 0 | 0 |
| Prostitution | 0 | 0 | 0 | 0 |
| Prostitution Assisting/Promoting | 0 | 0 | 0 | 0 |
| Weapon Law Violations | 7 | 7 | 6 | 0 |
| Total Group A Offenses | 620 | 275 | 230 | 30 |



Sevierville Police Department - 2007

2006 Population Estimate **15,489**

Offense Overview

Offense Total 2,049

Number Cleared 783

Percent Cleared 38.21 %

Group A Crimes per 100,000
population 13,228.7

Arrest Overview

Total Arrests 1,111

Adult Arrests 863

Juvenile Arrests 248

Unknown Age 0

Arrests per 100,000 population 7,172.8

Average number offenses/incident 1.09

Domestic Violence Victims

| Offense | Total | Arrests |
|-------------------------|------------|-----------|
| Murder | 0 | 0 |
| Aggravated Assault | 25 | 15 |
| Simple Assault | 106 | 60 |
| Intimidation | 25 | 3 |
| Stalking | 7 | 1 |
| Forcible Rape | 2 | 1 |
| Forcible Sodomy | 0 | 0 |
| Sexual Assault W/Object | 2 | 0 |
| Forcible Fondling | 1 | 0 |
| Incest | 1 | 1 |
| Statutory Rape | 0 | 0 |
| Kidnaping/Abduction | 2 | 1 |
| Total | 171 | 82 |

TIBRS Group B Arrests

| Offense | Adult | Juvenile |
|-----------------------|------------|------------|
| Bad Checks | 3 | 0 |
| Curfew/Vagrancy | 0 | 0 |
| Disorderly Conduct | 16 | 20 |
| DUI | 141 | 0 |
| Drunkenness | 83 | 4 |
| Family-Non Violent | 3 | 8 |
| Liquor Law Violations | 9 | 9 |
| Peeping Tom | 0 | 0 |
| Runaway | 0 | 8 |
| Trespass | 10 | 0 |
| All Other Offenses | 154 | 117 |
| Total Group B | 419 | 166 |

| TIBRS Group A Offenses | Offenses | | Arrests | |
|------------------------------------|--------------|------------|------------|-----------|
| | Reported | Cleared | Adult | Juvenile |
| Crimes Against Persons | | | | |
| Murder | 0 | 0 | 0 | 0 |
| Negligent Manslaughter | 0 | 0 | 0 | 0 |
| Kidnaping/Abduction | 2 | 2 | 1 | 0 |
| Forcible Rape | 7 | 5 | 2 | 0 |
| Forcible Sodomy | 0 | 0 | 0 | 0 |
| Sexual Assault W/Object | 2 | 0 | 0 | 0 |
| Forcible Fondling | 9 | 4 | 2 | 0 |
| Incest | 1 | 1 | 1 | 0 |
| Statutory Rape | 1 | 0 | 0 | 0 |
| Aggravated Assault | 56 | 44 | 20 | 3 |
| Simple Assault | 214 | 177 | 74 | 20 |
| Intimidation | 104 | 54 | 10 | 1 |
| Stalking | 13 | 7 | 3 | 0 |
| Crimes Against Property | | | | |
| Arson | 2 | 1 | 0 | 2 |
| Bribery | 0 | 0 | 0 | 0 |
| Burglary | 172 | 24 | 13 | 0 |
| Counterfeiting/Forgery | 84 | 31 | 28 | 0 |
| Destruction/Damage/Vandalism | 154 | 34 | 6 | 3 |
| Embezzlement | 42 | 25 | 16 | 2 |
| Extortion/Blackmail | 0 | 0 | 0 | 0 |
| Fraud - False Pretenses | 117 | 45 | 14 | 1 |
| Fraud - Credit Card/ATM | 29 | 6 | 4 | 1 |
| Fraud - Impersonation | 15 | 8 | 6 | 0 |
| Fraud - Welfare | 0 | 0 | 0 | 0 |
| Fraud - Wire | 2 | 0 | 0 | 0 |
| Motor Vehicle Theft | 62 | 10 | 7 | 1 |
| Robbery | 14 | 5 | 6 | 0 |
| Stolen Property Offenses | 6 | 6 | 11 | 0 |
| Theft - Pocket-picking | 2 | 0 | 0 | 0 |
| Theft - Purse Snatching | 2 | 0 | 0 | 0 |
| Theft - Shoplifting | 176 | 105 | 103 | 9 |
| Theft From Building | 189 | 25 | 16 | 4 |
| Theft From Coin Machine | 14 | 1 | 1 | 0 |
| Theft From Motor Vehicle | 117 | 4 | 3 | 0 |
| Theft of Motor Vehicle Parts | 55 | 6 | 4 | 1 |
| Theft - All Other Larceny | 250 | 18 | 11 | 0 |
| Crimes Against Society | | | | |
| Drug/Narcotic Violations | 87 | 86 | 64 | 28 |
| Drug/Narcotic Equipment Violations | 29 | 29 | 9 | 1 |
| Gambling - Betting/Wagering | 0 | 0 | 0 | 0 |
| Gambling - Operating/Promoting | 0 | 0 | 0 | 0 |
| Gambling - Equipment Violations | 0 | 0 | 0 | 0 |
| Gambling - Sports Tampering | 0 | 0 | 0 | 0 |
| Pornography/Obscene Material | 0 | 0 | 0 | 0 |
| Prostitution | 0 | 0 | 0 | 0 |
| Prostitution Assisting/Promoting | 0 | 0 | 0 | 0 |
| Weapon Law Violations | 20 | 20 | 9 | 5 |
| Total Group A Offenses | 2,049 | 783 | 444 | 82 |



2006 Population Estimate 917

Offense Overview

Offense Total 84
Number Cleared 22
Percent Cleared 26.19 %

Group A Crimes per 100,000 population 9,160.3

Arrest Overview

Total Arrests 33
Adult Arrests 27
Juvenile Arrests 6
Unknown Age 0

Arrests per 100,000 population 3,598.7

Average number offenses/incident 1.12

Domestic Violence Victims

| Offense | Total | Arrests |
|-------------------------|-----------|----------|
| Murder | 0 | 0 |
| Aggravated Assault | 1 | 1 |
| Simple Assault | 10 | 7 |
| Intimidation | 10 | 0 |
| Stalking | 0 | 0 |
| Forcible Rape | 0 | 0 |
| Forcible Sodomy | 0 | 0 |
| Sexual Assault W/Object | 0 | 0 |
| Forcible Fondling | 0 | 0 |
| Incest | 0 | 0 |
| Statutory Rape | 0 | 0 |
| Kidnaping/Abduction | 0 | 0 |
| Total | 21 | 8 |

TIBRS Group B Arrests

| Offense | Adult | Juvenile |
|-----------------------|----------|----------|
| Bad Checks | 0 | 0 |
| Curfew/Vagrancy | 0 | 0 |
| Disorderly Conduct | 2 | 1 |
| DUI | 4 | 0 |
| Drunkenness | 1 | 0 |
| Family-Non Violent | 1 | 0 |
| Liquor Law Violations | 0 | 0 |
| Peeping Tom | 0 | 0 |
| Runaway | 0 | 1 |
| Trespass | 0 | 0 |
| All Other Offenses | 1 | 0 |
| Total Group B | 9 | 2 |

| TIBRS Group A Offenses | Offenses | | Arrests | |
|------------------------------------|-----------|-----------|-----------|----------|
| | Reported | Cleared | Adult | Juvenile |
| Crimes Against Persons | | | | |
| Murder | 0 | 0 | 0 | 0 |
| Negligent Manslaughter | 0 | 0 | 0 | 0 |
| Kidnaping/Abduction | 0 | 0 | 0 | 0 |
| Forcible Rape | 0 | 0 | 0 | 0 |
| Forcible Sodomy | 0 | 0 | 0 | 0 |
| Sexual Assault W/Object | 0 | 0 | 0 | 0 |
| Forcible Fondling | 0 | 0 | 0 | 0 |
| Incest | 0 | 0 | 0 | 0 |
| Statutory Rape | 1 | 1 | 1 | 0 |
| Aggravated Assault | 4 | 3 | 2 | 1 |
| Simple Assault | 14 | 8 | 8 | 1 |
| Intimidation | 22 | 1 | 0 | 0 |
| Stalking | 0 | 0 | 0 | 0 |
| Crimes Against Property | | | | |
| Arson | 0 | 0 | 0 | 0 |
| Bribery | 0 | 0 | 0 | 0 |
| Burglary | 3 | 1 | 1 | 0 |
| Counterfeiting/Forgery | 5 | 3 | 1 | 1 |
| Destruction/Damage/Vandalism | 14 | 1 | 1 | 0 |
| Embezzlement | 0 | 0 | 0 | 0 |
| Extortion/Blackmail | 0 | 0 | 0 | 0 |
| Fraud - False Pretenses | 0 | 0 | 0 | 0 |
| Fraud - Credit Card/ATM | 0 | 0 | 0 | 0 |
| Fraud - Impersonation | 0 | 0 | 0 | 0 |
| Fraud - Welfare | 0 | 0 | 0 | 0 |
| Fraud - Wire | 0 | 0 | 0 | 0 |
| Motor Vehicle Theft | 2 | 0 | 0 | 0 |
| Robbery | 0 | 0 | 0 | 0 |
| Stolen Property Offenses | 0 | 0 | 0 | 0 |
| Theft - Pocket-picking | 0 | 0 | 0 | 0 |
| Theft - Purse Snatching | 0 | 0 | 0 | 0 |
| Theft - Shoplifting | 1 | 1 | 0 | 1 |
| Theft From Building | 3 | 0 | 1 | 0 |
| Theft From Coin Machine | 0 | 0 | 0 | 0 |
| Theft From Motor Vehicle | 2 | 0 | 0 | 0 |
| Theft of Motor Vehicle Parts | 2 | 0 | 0 | 0 |
| Theft - All Other Larceny | 8 | 1 | 1 | 0 |
| Crimes Against Society | | | | |
| Drug/Narcotic Violations | 1 | 1 | 1 | 0 |
| Drug/Narcotic Equipment Violations | 2 | 1 | 1 | 0 |
| Gambling - Betting/Wagering | 0 | 0 | 0 | 0 |
| Gambling - Operating/Promoting | 0 | 0 | 0 | 0 |
| Gambling - Equipment Violations | 0 | 0 | 0 | 0 |
| Gambling - Sports Tampering | 0 | 0 | 0 | 0 |
| Pornography/Obscene Material | 0 | 0 | 0 | 0 |
| Prostitution | 0 | 0 | 0 | 0 |
| Prostitution Assisting/Promoting | 0 | 0 | 0 | 0 |
| Weapon Law Violations | 0 | 0 | 0 | 0 |
| Total Group A Offenses | 84 | 22 | 18 | 4 |



Shelbyville Police Department - 2007

2006 Population Estimate 1,914

Offense Overview

Offense Total 1,446
 Number Cleared 564
 Percent Cleared 39.00 %
 Group A Crimes per 100,000 population 75,548.6

Arrest Overview

Total Arrests 954
 Adult Arrests 901
 Juvenile Arrests 53
 Unknown Age 0
 Arrests per 100,000 population 49,843.3
 Average number offenses/incident 1.09

Domestic Violence Victims

| Offense | Total | Arrests |
|-------------------------|------------|------------|
| Murder | 0 | 0 |
| Aggravated Assault | 14 | 12 |
| Simple Assault | 153 | 87 |
| Intimidation | 10 | 1 |
| Stalking | 0 | 0 |
| Forcible Rape | 2 | 0 |
| Forcible Sodomy | 0 | 0 |
| Sexual Assault W/Object | 0 | 0 |
| Forcible Fondling | 2 | 1 |
| Incest | 0 | 0 |
| Statutory Rape | 4 | 3 |
| Kidnaping/Abduction | 0 | 0 |
| Total | 185 | 104 |

TIBRS Group B Arrests

| Offense | Adult | Juvenile |
|-----------------------|------------|-----------|
| Bad Checks | 1 | 0 |
| Curfew/Vagrancy | 0 | 2 |
| Disorderly Conduct | 32 | 0 |
| DUI | 206 | 1 |
| Drunkenness | 167 | 1 |
| Family-Non Violent | 0 | 1 |
| Liquor Law Violations | 12 | 14 |
| Peeping Tom | 0 | 0 |
| Runaway | 0 | 2 |
| Trespass | 4 | 1 |
| All Other Offenses | 61 | 3 |
| Total Group B | 483 | 25 |

| TIBRS Group A Offenses | Offenses | | Arrests | |
|------------------------------------|--------------|------------|------------|-----------|
| | Reported | Cleared | Adult | Juvenile |
| Crimes Against Persons | | | | |
| Murder | 0 | 0 | 0 | 0 |
| Negligent Manslaughter | 0 | 0 | 0 | 0 |
| Kidnaping/Abduction | 1 | 0 | 0 | 0 |
| Forcible Rape | 12 | 6 | 1 | 0 |
| Forcible Sodomy | 0 | 0 | 0 | 0 |
| Sexual Assault W/Object | 0 | 0 | 0 | 0 |
| Forcible Fondling | 12 | 5 | 3 | 0 |
| Incest | 0 | 0 | 0 | 0 |
| Statutory Rape | 10 | 6 | 6 | 0 |
| Aggravated Assault | 66 | 45 | 34 | 1 |
| Simple Assault | 299 | 204 | 126 | 6 |
| Intimidation | 24 | 5 | 2 | 0 |
| Stalking | 6 | 5 | 3 | 0 |
| Crimes Against Property | | | | |
| Arson | 2 | 0 | 0 | 0 |
| Bribery | 1 | 1 | 2 | 0 |
| Burglary | 114 | 11 | 10 | 3 |
| Counterfeiting/Forgery | 26 | 12 | 12 | 0 |
| Destruction/Damage/Vandalism | 210 | 26 | 18 | 3 |
| Embezzlement | 5 | 1 | 1 | 0 |
| Extortion/Blackmail | 1 | 0 | 0 | 0 |
| Fraud - False Pretenses | 10 | 2 | 0 | 0 |
| Fraud - Credit Card/ATM | 11 | 1 | 1 | 0 |
| Fraud - Impersonation | 15 | 11 | 10 | 0 |
| Fraud - Welfare | 0 | 0 | 0 | 0 |
| Fraud - Wire | 2 | 0 | 0 | 0 |
| Motor Vehicle Theft | 44 | 11 | 7 | 1 |
| Robbery | 20 | 6 | 6 | 2 |
| Stolen Property Offenses | 1 | 1 | 1 | 0 |
| Theft - Pocket-picking | 0 | 0 | 0 | 0 |
| Theft - Purse Snatching | 1 | 0 | 0 | 0 |
| Theft - Shoplifting | 31 | 17 | 18 | 0 |
| Theft From Building | 98 | 10 | 11 | 1 |
| Theft From Coin Machine | 4 | 0 | 0 | 0 |
| Theft From Motor Vehicle | 85 | 4 | 2 | 2 |
| Theft of Motor Vehicle Parts | 37 | 1 | 1 | 0 |
| Theft - All Other Larceny | 143 | 19 | 18 | 1 |
| Crimes Against Society | | | | |
| Drug/Narcotic Violations | 98 | 98 | 104 | 6 |
| Drug/Narcotic Equipment Violations | 40 | 40 | 8 | 1 |
| Gambling - Betting/Wagering | 0 | 0 | 0 | 0 |
| Gambling - Operating/Promoting | 0 | 0 | 0 | 0 |
| Gambling - Equipment Violations | 0 | 0 | 0 | 0 |
| Gambling - Sports Tampering | 0 | 0 | 0 | 0 |
| Pornography/Obscene Material | 0 | 0 | 0 | 0 |
| Prostitution | 0 | 0 | 0 | 0 |
| Prostitution Assisting/Promoting | 0 | 0 | 0 | 0 |
| Weapon Law Violations | 17 | 16 | 13 | 1 |
| Total Group A Offenses | 1,446 | 564 | 418 | 28 |



Signal Mountain Police Department - 2007

2006 Population Estimate 7,107

Offense Overview

Offense Total 279
 Number Cleared 118
 Percent Cleared 42.29 %

Group A Crimes per 100,000 population 3,925.7

Arrest Overview

Total Arrests 208
 Adult Arrests 189
 Juvenile Arrests 19
 Unknown Age 0

Arrests per 100,000 population 2,926.7

Average number offenses/incident 1.15

Domestic Violence Victims

| Offense | Total | Arrests |
|-------------------------|-----------|-----------|
| Murder | 0 | 0 |
| Aggravated Assault | 3 | 1 |
| Simple Assault | 11 | 9 |
| Intimidation | 14 | 0 |
| Stalking | 0 | 0 |
| Forcible Rape | 0 | 0 |
| Forcible Sodomy | 0 | 0 |
| Sexual Assault W/Object | 0 | 0 |
| Forcible Fondling | 0 | 0 |
| Incest | 0 | 0 |
| Statutory Rape | 0 | 0 |
| Kidnaping/Abduction | 0 | 0 |
| Total | 28 | 10 |

TIBRS Group B Arrests

| Offense | Adult | Juvenile |
|-----------------------|------------|----------|
| Bad Checks | 23 | 0 |
| Curfew/Vagrancy | 0 | 0 |
| Disorderly Conduct | 0 | 0 |
| DUI | 33 | 0 |
| Drunkenness | 9 | 0 |
| Family-Non Violent | 0 | 0 |
| Liquor Law Violations | 22 | 4 |
| Peeping Tom | 0 | 0 |
| Runaway | 0 | 0 |
| Trespass | 0 | 0 |
| All Other Offenses | 15 | 2 |
| Total Group B | 102 | 6 |

| TIBRS Group A Offenses | Offenses | | Arrests | |
|------------------------------------|------------|------------|-----------|-----------|
| | Reported | Cleared | Adult | Juvenile |
| Crimes Against Persons | | | | |
| Murder | 0 | 0 | 0 | 0 |
| Negligent Manslaughter | 0 | 0 | 0 | 0 |
| Kidnaping/Abduction | 0 | 0 | 0 | 0 |
| Forcible Rape | 1 | 1 | 1 | 0 |
| Forcible Sodomy | 0 | 0 | 0 | 0 |
| Sexual Assault W/Object | 0 | 0 | 0 | 0 |
| Forcible Fondling | 2 | 1 | 1 | 0 |
| Incest | 0 | 0 | 0 | 0 |
| Statutory Rape | 0 | 0 | 0 | 0 |
| Aggravated Assault | 8 | 7 | 3 | 0 |
| Simple Assault | 17 | 13 | 8 | 4 |
| Intimidation | 38 | 1 | 0 | 0 |
| Stalking | 0 | 0 | 0 | 0 |
| Crimes Against Property | | | | |
| Arson | 0 | 0 | 0 | 0 |
| Bribery | 0 | 0 | 0 | 0 |
| Burglary | 20 | 1 | 1 | 0 |
| Counterfeiting/Forgery | 1 | 1 | 1 | 0 |
| Destruction/Damage/Vandalism | 17 | 3 | 2 | 0 |
| Embezzlement | 0 | 0 | 0 | 0 |
| Extortion/Blackmail | 0 | 0 | 0 | 0 |
| Fraud - False Pretenses | 1 | 0 | 0 | 0 |
| Fraud - Credit Card/ATM | 1 | 0 | 0 | 0 |
| Fraud - Impersonation | 10 | 4 | 3 | 0 |
| Fraud - Welfare | 0 | 0 | 0 | 0 |
| Fraud - Wire | 0 | 0 | 0 | 0 |
| Motor Vehicle Theft | 1 | 1 | 1 | 0 |
| Robbery | 0 | 0 | 0 | 0 |
| Stolen Property Offenses | 0 | 0 | 0 | 0 |
| Theft - Pocket-picking | 0 | 0 | 0 | 0 |
| Theft - Purse Snatching | 0 | 0 | 0 | 0 |
| Theft - Shoplifting | 0 | 0 | 0 | 0 |
| Theft From Building | 21 | 0 | 0 | 0 |
| Theft From Coin Machine | 0 | 0 | 0 | 0 |
| Theft From Motor Vehicle | 28 | 1 | 1 | 0 |
| Theft of Motor Vehicle Parts | 5 | 0 | 0 | 0 |
| Theft - All Other Larceny | 12 | 2 | 1 | 0 |
| Crimes Against Society | | | | |
| Drug/Narcotic Violations | 64 | 59 | 55 | 8 |
| Drug/Narcotic Equipment Violations | 29 | 21 | 8 | 1 |
| Gambling - Betting/Wagering | 0 | 0 | 0 | 0 |
| Gambling - Operating/Promoting | 0 | 0 | 0 | 0 |
| Gambling - Equipment Violations | 0 | 0 | 0 | 0 |
| Gambling - Sports Tampering | 0 | 0 | 0 | 0 |
| Pornography/Obscene Material | 0 | 0 | 0 | 0 |
| Prostitution | 0 | 0 | 0 | 0 |
| Prostitution Assisting/Promoting | 0 | 0 | 0 | 0 |
| Weapon Law Violations | 3 | 2 | 1 | 0 |
| Total Group A Offenses | 279 | 118 | 87 | 13 |



Smithville Police Department - 2007

2006 Population Estimate 4,198

Offense Overview

Offense Total 614
Number Cleared 221
Percent Cleared 35.99 %

Group A Crimes per 100,000 population 14,626.0

Arrest Overview

Total Arrests 347
Adult Arrests 336
Juvenile Arrests 11
Unknown Age 0

Arrests per 100,000 population 8,265.8

Average number offenses/incident 1.13

Domestic Violence Victims

| Offense | Total | Arrests |
|-------------------------|-----------|-----------|
| Murder | 0 | 0 |
| Aggravated Assault | 4 | 3 |
| Simple Assault | 22 | 20 |
| Intimidation | 0 | 0 |
| Stalking | 0 | 0 |
| Forcible Rape | 0 | 0 |
| Forcible Sodomy | 2 | 1 |
| Sexual Assault W/Object | 0 | 0 |
| Forcible Fondling | 2 | 0 |
| Incest | 0 | 0 |
| Statutory Rape | 1 | 1 |
| Kidnaping/Abduction | 0 | 0 |
| Total | 31 | 25 |

TIBRS Group B Arrests

| Offense | Adult | Juvenile |
|-----------------------|------------|----------|
| Bad Checks | 2 | 0 |
| Curfew/Vagrancy | 0 | 0 |
| Disorderly Conduct | 12 | 0 |
| DUI | 85 | 0 |
| Drunkenness | 34 | 0 |
| Family-Non Violent | 3 | 0 |
| Liquor Law Violations | 7 | 0 |
| Peeping Tom | 0 | 0 |
| Runaway | 0 | 3 |
| Trespass | 6 | 0 |
| All Other Offenses | 17 | 2 |
| Total Group B | 166 | 5 |

| TIBRS Group A Offenses | Offenses | | Arrests | |
|------------------------------------|------------|------------|------------|----------|
| | Reported | Cleared | Adult | Juvenile |
| Crimes Against Persons | | | | |
| Murder | 0 | 0 | 0 | 0 |
| Negligent Manslaughter | 0 | 0 | 0 | 0 |
| Kidnaping/Abduction | 0 | 0 | 0 | 0 |
| Forcible Rape | 2 | 1 | 1 | 0 |
| Forcible Sodomy | 2 | 2 | 1 | 0 |
| Sexual Assault W/Object | 0 | 0 | 0 | 0 |
| Forcible Fondling | 2 | 2 | 0 | 0 |
| Incest | 0 | 0 | 0 | 0 |
| Statutory Rape | 2 | 1 | 1 | 0 |
| Aggravated Assault | 23 | 13 | 8 | 1 |
| Simple Assault | 66 | 32 | 29 | 1 |
| Intimidation | 62 | 5 | 5 | 0 |
| Stalking | 3 | 0 | 0 | 0 |
| Crimes Against Property | | | | |
| Arson | 1 | 1 | 1 | 0 |
| Bribery | 0 | 0 | 0 | 0 |
| Burglary | 42 | 5 | 5 | 0 |
| Counterfeiting/Forgery | 14 | 5 | 1 | 0 |
| Destruction/Damage/Vandalism | 75 | 4 | 3 | 0 |
| Embezzlement | 2 | 0 | 0 | 0 |
| Extortion/Blackmail | 0 | 0 | 0 | 0 |
| Fraud - False Pretenses | 14 | 3 | 2 | 0 |
| Fraud - Credit Card/ATM | 0 | 0 | 0 | 0 |
| Fraud - Impersonation | 2 | 1 | 1 | 0 |
| Fraud - Welfare | 0 | 0 | 0 | 0 |
| Fraud - Wire | 0 | 0 | 0 | 0 |
| Motor Vehicle Theft | 8 | 1 | 0 | 1 |
| Robbery | 5 | 1 | 0 | 0 |
| Stolen Property Offenses | 0 | 0 | 0 | 0 |
| Theft - Pocket-picking | 0 | 0 | 0 | 0 |
| Theft - Purse Snatching | 0 | 0 | 0 | 0 |
| Theft - Shoplifting | 31 | 23 | 21 | 1 |
| Theft From Building | 50 | 7 | 6 | 0 |
| Theft From Coin Machine | 1 | 0 | 0 | 0 |
| Theft From Motor Vehicle | 34 | 1 | 1 | 0 |
| Theft of Motor Vehicle Parts | 18 | 0 | 0 | 0 |
| Theft - All Other Larceny | 47 | 8 | 10 | 0 |
| Crimes Against Society | | | | |
| Drug/Narcotic Violations | 75 | 73 | 67 | 2 |
| Drug/Narcotic Equipment Violations | 31 | 30 | 6 | 0 |
| Gambling - Betting/Wagering | 0 | 0 | 0 | 0 |
| Gambling - Operating/Promoting | 0 | 0 | 0 | 0 |
| Gambling - Equipment Violations | 0 | 0 | 0 | 0 |
| Gambling - Sports Tampering | 0 | 0 | 0 | 0 |
| Pornography/Obscene Material | 0 | 0 | 0 | 0 |
| Prostitution | 0 | 0 | 0 | 0 |
| Prostitution Assisting/Promoting | 0 | 0 | 0 | 0 |
| Weapon Law Violations | 2 | 2 | 1 | 0 |
| Total Group A Offenses | 614 | 221 | 170 | 6 |



2006 Population Estimate **34,491**

Offense Overview

Offense Total 2,096
 Number Cleared 541
 Percent Cleared 25.81 %

Group A Crimes per 100,000
 population 6,076.9

Arrest Overview

Total Arrests 2,632
 Adult Arrests 2,460
 Juvenile Arrests 172
 Unknown Age 5

Arrests per 100,000 population 7,631.0

Average number offenses/incident 1.13

Domestic Violence Victims

| Offense | Total | Arrests |
|-------------------------|------------|------------|
| Murder | 0 | 0 |
| Aggravated Assault | 27 | 14 |
| Simple Assault | 200 | 93 |
| Intimidation | 28 | 0 |
| Stalking | 4 | 0 |
| Forcible Rape | 4 | 1 |
| Forcible Sodomy | 0 | 0 |
| Sexual Assault W/Object | 0 | 0 |
| Forcible Fondling | 3 | 0 |
| Incest | 0 | 0 |
| Statutory Rape | 2 | 0 |
| Kidnaping/Abduction | 0 | 0 |
| Total | 268 | 108 |

TIBRS Group B Arrests

| Offense | Adult | Juvenile |
|-----------------------|--------------|------------|
| Bad Checks | 58 | 0 |
| Curfew/Vagrancy | 0 | 7 |
| Disorderly Conduct | 34 | 5 |
| DUI | 264 | 1 |
| Drunkenness | 97 | 1 |
| Family-Non Violent | 1 | 0 |
| Liquor Law Violations | 51 | 7 |
| Peeping Tom | 0 | 0 |
| Runaway | 0 | 7 |
| Trespass | 24 | 3 |
| All Other Offenses | 1,543 | 99 |
| Total Group B | 2,072 | 130 |

| TIBRS Group A Offenses | Offenses | | Arrests | |
|------------------------------------|--------------|------------|------------|-----------|
| | Reported | Cleared | Adult | Juvenile |
| Crimes Against Persons | | | | |
| Murder | 1 | 1 | 4 | 0 |
| Negligent Manslaughter | 0 | 0 | 0 | 0 |
| Kidnaping/Abduction | 6 | 1 | 0 | 0 |
| Forcible Rape | 10 | 2 | 1 | 0 |
| Forcible Sodomy | 0 | 0 | 0 | 0 |
| Sexual Assault W/Object | 0 | 0 | 0 | 0 |
| Forcible Fondling | 19 | 2 | 1 | 0 |
| Incest | 0 | 0 | 0 | 0 |
| Statutory Rape | 4 | 1 | 2 | 0 |
| Aggravated Assault | 84 | 45 | 25 | 4 |
| Simple Assault | 326 | 135 | 107 | 8 |
| Intimidation | 99 | 4 | 0 | 0 |
| Stalking | 14 | 0 | 0 | 0 |
| Crimes Against Property | | | | |
| Arson | 4 | 0 | 0 | 0 |
| Bribery | 0 | 0 | 0 | 0 |
| Burglary | 273 | 22 | 6 | 1 |
| Counterfeiting/Forgery | 56 | 15 | 9 | 0 |
| Destruction/Damage/Vandalism | 231 | 22 | 7 | 7 |
| Embezzlement | 5 | 0 | 0 | 0 |
| Extortion/Blackmail | 2 | 0 | 0 | 0 |
| Fraud - False Pretenses | 16 | 2 | 0 | 0 |
| Fraud - Credit Card/ATM | 19 | 2 | 1 | 0 |
| Fraud - Impersonation | 28 | 15 | 8 | 2 |
| Fraud - Welfare | 1 | 0 | 0 | 0 |
| Fraud - Wire | 4 | 0 | 0 | 0 |
| Motor Vehicle Theft | 46 | 4 | 1 | 0 |
| Robbery | 27 | 6 | 5 | 3 |
| Stolen Property Offenses | 10 | 0 | 0 | 0 |
| Theft - Pocket-picking | 0 | 0 | 0 | 0 |
| Theft - Purse Snatching | 2 | 0 | 0 | 0 |
| Theft - Shoplifting | 92 | 61 | 67 | 5 |
| Theft From Building | 145 | 21 | 6 | 2 |
| Theft From Coin Machine | 1 | 0 | 0 | 0 |
| Theft From Motor Vehicle | 61 | 4 | 0 | 0 |
| Theft of Motor Vehicle Parts | 50 | 1 | 0 | 0 |
| Theft - All Other Larceny | 288 | 22 | 15 | 0 |
| Crimes Against Society | | | | |
| Drug/Narcotic Violations | 112 | 99 | 101 | 7 |
| Drug/Narcotic Equipment Violations | 58 | 52 | 16 | 2 |
| Gambling - Betting/Wagering | 0 | 0 | 0 | 0 |
| Gambling - Operating/Promoting | 0 | 0 | 0 | 0 |
| Gambling - Equipment Violations | 0 | 0 | 0 | 0 |
| Gambling - Sports Tampering | 0 | 0 | 0 | 0 |
| Pornography/Obscene Material | 0 | 0 | 0 | 0 |
| Prostitution | 0 | 0 | 0 | 0 |
| Prostitution Assisting/Promoting | 0 | 0 | 0 | 0 |
| Weapon Law Violations | 2 | 2 | 6 | 1 |
| Total Group A Offenses | 2,096 | 541 | 388 | 42 |



Sneedville Police Department - 2007

2006 Population Estimate 1,314

Offense Overview

Offense Total 123
 Number Cleared 18
 Percent Cleared 14.63 %
 Group A Crimes per 100,000 population 9,360.7

Arrest Overview

Total Arrests 39
 Adult Arrests 39
 Juvenile Arrests 0
 Unknown Age 0
 Arrests per 100,000 population 2,968.0
 Average number offenses/incident 1.00

Domestic Violence Victims

| Offense | Total | Arrests |
|-------------------------|----------|----------|
| Murder | 0 | 0 |
| Aggravated Assault | 2 | 2 |
| Simple Assault | 1 | 1 |
| Intimidation | 0 | 0 |
| Stalking | 0 | 0 |
| Forcible Rape | 0 | 0 |
| Forcible Sodomy | 0 | 0 |
| Sexual Assault W/Object | 0 | 0 |
| Forcible Fondling | 0 | 0 |
| Incest | 1 | 0 |
| Statutory Rape | 0 | 0 |
| Kidnaping/Abduction | 0 | 0 |
| Total | 4 | 3 |

TIBRS Group B Arrests

| Offense | Adult | Juvenile |
|-----------------------|-----------|----------|
| Bad Checks | 0 | 0 |
| Curfew/Vagrancy | 0 | 0 |
| Disorderly Conduct | 0 | 0 |
| DUI | 1 | 0 |
| Drunkenness | 7 | 0 |
| Family-Non Violent | 0 | 0 |
| Liquor Law Violations | 0 | 0 |
| Peeping Tom | 0 | 0 |
| Runaway | 0 | 0 |
| Trespass | 0 | 0 |
| All Other Offenses | 13 | 0 |
| Total Group B | 21 | 0 |

| TIBRS Group A Offenses | Offenses | | Arrests | |
|------------------------------------|------------|-----------|-----------|----------|
| | Reported | Cleared | Adult | Juvenile |
| Crimes Against Persons | | | | |
| Murder | 0 | 0 | 0 | 0 |
| Negligent Manslaughter | 0 | 0 | 0 | 0 |
| Kidnaping/Abduction | 0 | 0 | 0 | 0 |
| Forcible Rape | 0 | 0 | 0 | 0 |
| Forcible Sodomy | 0 | 0 | 0 | 0 |
| Sexual Assault W/Object | 0 | 0 | 0 | 0 |
| Forcible Fondling | 0 | 0 | 0 | 0 |
| Incest | 1 | 1 | 0 | 0 |
| Statutory Rape | 0 | 0 | 1 | 0 |
| Aggravated Assault | 9 | 4 | 4 | 0 |
| Simple Assault | 8 | 4 | 3 | 0 |
| Intimidation | 2 | 0 | 0 | 0 |
| Stalking | 0 | 0 | 0 | 0 |
| Crimes Against Property | | | | |
| Arson | 0 | 0 | 0 | 0 |
| Bribery | 0 | 0 | 0 | 0 |
| Burglary | 26 | 3 | 4 | 0 |
| Counterfeiting/Forgery | 8 | 0 | 0 | 0 |
| Destruction/Damage/Vandalism | 20 | 0 | 0 | 0 |
| Embezzlement | 0 | 0 | 0 | 0 |
| Extortion/Blackmail | 0 | 0 | 0 | 0 |
| Fraud - False Pretenses | 0 | 0 | 0 | 0 |
| Fraud - Credit Card/ATM | 0 | 0 | 0 | 0 |
| Fraud - Impersonation | 0 | 0 | 0 | 0 |
| Fraud - Welfare | 0 | 0 | 0 | 0 |
| Fraud - Wire | 0 | 0 | 0 | 0 |
| Motor Vehicle Theft | 2 | 0 | 0 | 0 |
| Robbery | 2 | 0 | 0 | 0 |
| Stolen Property Offenses | 0 | 0 | 0 | 0 |
| Theft - Pocket-picking | 1 | 0 | 0 | 0 |
| Theft - Purse Snatching | 1 | 1 | 1 | 0 |
| Theft - Shoplifting | 0 | 0 | 0 | 0 |
| Theft From Building | 19 | 1 | 1 | 0 |
| Theft From Coin Machine | 0 | 0 | 0 | 0 |
| Theft From Motor Vehicle | 10 | 0 | 0 | 0 |
| Theft of Motor Vehicle Parts | 2 | 0 | 0 | 0 |
| Theft - All Other Larceny | 9 | 2 | 2 | 0 |
| Crimes Against Society | | | | |
| Drug/Narcotic Violations | 3 | 2 | 2 | 0 |
| Drug/Narcotic Equipment Violations | 0 | 0 | 0 | 0 |
| Gambling - Betting/Wagering | 0 | 0 | 0 | 0 |
| Gambling - Operating/Promoting | 0 | 0 | 0 | 0 |
| Gambling - Equipment Violations | 0 | 0 | 0 | 0 |
| Gambling - Sports Tampering | 0 | 0 | 0 | 0 |
| Pornography/Obscene Material | 0 | 0 | 0 | 0 |
| Prostitution | 0 | 0 | 0 | 0 |
| Prostitution Assisting/Promoting | 0 | 0 | 0 | 0 |
| Weapon Law Violations | 0 | 0 | 0 | 0 |
| Total Group A Offenses | 123 | 18 | 18 | 0 |



Soddy Daisy Police Department - 2007

2006 Population Estimate 12,030

Offense Overview

Offense Total 1,061
Number Cleared 420
Percent Cleared 39.59 %

Group A Crimes per 100,000 population 8,819.6

Arrest Overview

Total Arrests 618
Adult Arrests 558
Juvenile Arrests 60
Unknown Age 0

Arrests per 100,000 population 5,137.2

Average number offenses/incident 1.11

Domestic Violence Victims

| Offense | Total | Arrests |
|-------------------------|------------|-----------|
| Murder | 0 | 0 |
| Aggravated Assault | 22 | 12 |
| Simple Assault | 56 | 30 |
| Intimidation | 19 | 5 |
| Stalking | 1 | 0 |
| Forcible Rape | 1 | 1 |
| Forcible Sodomy | 1 | 0 |
| Sexual Assault W/Object | 0 | 0 |
| Forcible Fondling | 1 | 0 |
| Incest | 0 | 0 |
| Statutory Rape | 0 | 0 |
| Kidnaping/Abduction | 0 | 0 |
| Total | 101 | 48 |

TIBRS Group B Arrests

| Offense | Adult | Juvenile |
|-----------------------|------------|-----------|
| Bad Checks | 1 | 0 |
| Curfew/Vagrancy | 0 | 0 |
| Disorderly Conduct | 8 | 3 |
| DUI | 36 | 0 |
| Drunkenness | 13 | 0 |
| Family-Non Violent | 0 | 0 |
| Liquor Law Violations | 4 | 6 |
| Peeping Tom | 0 | 0 |
| Runaway | 0 | 1 |
| Trespass | 3 | 0 |
| All Other Offenses | 210 | 1 |
| Total Group B | 275 | 11 |

| TIBRS Group A Offenses | Offenses | | Arrests | |
|------------------------------------|--------------|------------|------------|-----------|
| | Reported | Cleared | Adult | Juvenile |
| Crimes Against Persons | | | | |
| Murder | 0 | 0 | 0 | 0 |
| Negligent Manslaughter | 0 | 0 | 0 | 0 |
| Kidnaping/Abduction | 1 | 0 | 0 | 0 |
| Forcible Rape | 4 | 2 | 0 | 1 |
| Forcible Sodomy | 1 | 1 | 0 | 0 |
| Sexual Assault W/Object | 0 | 0 | 0 | 0 |
| Forcible Fondling | 1 | 0 | 0 | 0 |
| Incest | 0 | 0 | 0 | 0 |
| Statutory Rape | 0 | 0 | 0 | 0 |
| Aggravated Assault | 64 | 45 | 25 | 2 |
| Simple Assault | 118 | 87 | 41 | 10 |
| Intimidation | 63 | 15 | 15 | 0 |
| Stalking | 2 | 2 | 0 | 0 |
| Crimes Against Property | | | | |
| Arson | 2 | 1 | 0 | 0 |
| Bribery | 0 | 0 | 0 | 0 |
| Burglary | 96 | 13 | 9 | 2 |
| Counterfeiting/Forgery | 16 | 5 | 3 | 0 |
| Destruction/Damage/Vandalism | 106 | 17 | 8 | 1 |
| Embezzlement | 14 | 10 | 11 | 0 |
| Extortion/Blackmail | 0 | 0 | 0 | 0 |
| Fraud - False Pretenses | 33 | 16 | 13 | 0 |
| Fraud - Credit Card/ATM | 4 | 0 | 0 | 0 |
| Fraud - Impersonation | 17 | 6 | 3 | 0 |
| Fraud - Welfare | 0 | 0 | 0 | 0 |
| Fraud - Wire | 0 | 0 | 0 | 0 |
| Motor Vehicle Theft | 33 | 11 | 6 | 4 |
| Robbery | 6 | 4 | 3 | 1 |
| Stolen Property Offenses | 6 | 5 | 4 | 1 |
| Theft - Pocket-picking | 0 | 0 | 0 | 0 |
| Theft - Purse Snatching | 0 | 0 | 0 | 0 |
| Theft - Shoplifting | 59 | 47 | 54 | 2 |
| Theft From Building | 69 | 14 | 9 | 4 |
| Theft From Coin Machine | 6 | 0 | 0 | 0 |
| Theft From Motor Vehicle | 66 | 9 | 10 | 1 |
| Theft of Motor Vehicle Parts | 41 | 5 | 3 | 1 |
| Theft - All Other Larceny | 129 | 13 | 8 | 2 |
| Crimes Against Society | | | | |
| Drug/Narcotic Violations | 68 | 61 | 53 | 16 |
| Drug/Narcotic Equipment Violations | 31 | 27 | 4 | 1 |
| Gambling - Betting/Wagering | 0 | 0 | 0 | 0 |
| Gambling - Operating/Promoting | 0 | 0 | 0 | 0 |
| Gambling - Equipment Violations | 0 | 0 | 0 | 0 |
| Gambling - Sports Tampering | 0 | 0 | 0 | 0 |
| Pornography/Obscene Material | 1 | 0 | 0 | 0 |
| Prostitution | 0 | 0 | 0 | 0 |
| Prostitution Assisting/Promoting | 0 | 0 | 0 | 0 |
| Weapon Law Violations | 4 | 4 | 1 | 0 |
| Total Group A Offenses | 1,061 | 420 | 283 | 49 |



Somerville Police Department - 2007

2006 Population Estimate 2,911

Offense Overview

Offense Total 350
 Number Cleared 151
 Percent Cleared 43.14 %
 Group A Crimes per 100,000 population 12,023.4

Arrest Overview

Total Arrests 253
 Adult Arrests 252
 Juvenile Arrests 1
 Unknown Age 0
 Arrests per 100,000 population 8,691.2
 Average number offenses/incident 1.03

Domestic Violence Victims

| Offense | Total | Arrests |
|-------------------------|-----------|-----------|
| Murder | 0 | 0 |
| Aggravated Assault | 12 | 11 |
| Simple Assault | 23 | 19 |
| Intimidation | 2 | 1 |
| Stalking | 0 | 0 |
| Forcible Rape | 0 | 0 |
| Forcible Sodomy | 0 | 0 |
| Sexual Assault W/Object | 0 | 0 |
| Forcible Fondling | 0 | 0 |
| Incest | 0 | 0 |
| Statutory Rape | 0 | 0 |
| Kidnaping/Abduction | 0 | 0 |
| Total | 37 | 31 |

TIBRS Group B Arrests

| Offense | Adult | Juvenile |
|-----------------------|------------|----------|
| Bad Checks | 11 | 0 |
| Curfew/Vagrancy | 0 | 0 |
| Disorderly Conduct | 6 | 0 |
| DUI | 46 | 0 |
| Drunkenness | 32 | 0 |
| Family-Non Violent | 0 | 0 |
| Liquor Law Violations | 6 | 0 |
| Peeping Tom | 0 | 0 |
| Runaway | 0 | 0 |
| Trespass | 2 | 0 |
| All Other Offenses | 3 | 0 |
| Total Group B | 106 | 0 |

| TIBRS Group A Offenses | Offenses | | Arrests | |
|------------------------------------|------------|------------|------------|----------|
| | Reported | Cleared | Adult | Juvenile |
| Crimes Against Persons | | | | |
| Murder | 0 | 0 | 0 | 0 |
| Negligent Manslaughter | 0 | 0 | 0 | 0 |
| Kidnaping/Abduction | 0 | 0 | 0 | 0 |
| Forcible Rape | 1 | 0 | 0 | 0 |
| Forcible Sodomy | 0 | 0 | 0 | 0 |
| Sexual Assault W/Object | 0 | 0 | 0 | 0 |
| Forcible Fondling | 0 | 0 | 0 | 0 |
| Incest | 0 | 0 | 0 | 0 |
| Statutory Rape | 0 | 0 | 0 | 0 |
| Aggravated Assault | 31 | 28 | 32 | 0 |
| Simple Assault | 45 | 30 | 26 | 1 |
| Intimidation | 8 | 2 | 2 | 0 |
| Stalking | 0 | 0 | 0 | 0 |
| Crimes Against Property | | | | |
| Arson | 0 | 0 | 0 | 0 |
| Bribery | 0 | 0 | 0 | 0 |
| Burglary | 19 | 4 | 6 | 0 |
| Counterfeiting/Forgery | 6 | 3 | 3 | 0 |
| Destruction/Damage/Vandalism | 26 | 0 | 0 | 0 |
| Embezzlement | 0 | 0 | 0 | 0 |
| Extortion/Blackmail | 0 | 0 | 0 | 0 |
| Fraud - False Pretenses | 0 | 0 | 0 | 0 |
| Fraud - Credit Card/ATM | 2 | 0 | 0 | 0 |
| Fraud - Impersonation | 4 | 2 | 2 | 0 |
| Fraud - Welfare | 0 | 0 | 0 | 0 |
| Fraud - Wire | 0 | 0 | 0 | 0 |
| Motor Vehicle Theft | 5 | 1 | 1 | 0 |
| Robbery | 7 | 1 | 1 | 0 |
| Stolen Property Offenses | 2 | 0 | 0 | 0 |
| Theft - Pocket-picking | 2 | 0 | 0 | 0 |
| Theft - Purse Snatching | 1 | 0 | 0 | 0 |
| Theft - Shoplifting | 16 | 12 | 8 | 0 |
| Theft From Building | 68 | 8 | 8 | 0 |
| Theft From Coin Machine | 0 | 0 | 0 | 0 |
| Theft From Motor Vehicle | 6 | 0 | 0 | 0 |
| Theft of Motor Vehicle Parts | 6 | 2 | 2 | 0 |
| Theft - All Other Larceny | 3 | 0 | 0 | 0 |
| Crimes Against Society | | | | |
| Drug/Narcotic Violations | 69 | 41 | 44 | 0 |
| Drug/Narcotic Equipment Violations | 13 | 11 | 6 | 0 |
| Gambling - Betting/Wagering | 0 | 0 | 0 | 0 |
| Gambling - Operating/Promoting | 0 | 0 | 0 | 0 |
| Gambling - Equipment Violations | 0 | 0 | 0 | 0 |
| Gambling - Sports Tampering | 0 | 0 | 0 | 0 |
| Pornography/Obscene Material | 0 | 0 | 0 | 0 |
| Prostitution | 0 | 0 | 0 | 0 |
| Prostitution Assisting/Promoting | 0 | 0 | 0 | 0 |
| Weapon Law Violations | 10 | 6 | 5 | 0 |
| Total Group A Offenses | 350 | 151 | 146 | 1 |



South Carthage Police Department - 2007

2006 Population Estimate 1,302

Offense Overview

Offense Total 127
 Number Cleared 81
 Percent Cleared 63.78 %
 Group A Crimes per 100,000 population 9,754.2

Arrest Overview

Total Arrests 246
 Adult Arrests 239
 Juvenile Arrests 7
 Unknown Age 0
 Arrests per 100,000 population 18,894.0
 Average number offenses/incident 1.15

Domestic Violence Victims

| Offense | Total | Arrests |
|-------------------------|-----------|-----------|
| Murder | 0 | 0 |
| Aggravated Assault | 0 | 0 |
| Simple Assault | 16 | 16 |
| Intimidation | 0 | 0 |
| Stalking | 0 | 0 |
| Forcible Rape | 0 | 0 |
| Forcible Sodomy | 0 | 0 |
| Sexual Assault W/Object | 0 | 0 |
| Forcible Fondling | 0 | 0 |
| Incest | 0 | 0 |
| Statutory Rape | 0 | 0 |
| Kidnaping/Abduction | 1 | 1 |
| Total | 17 | 17 |

TIBRS Group B Arrests

| Offense | Adult | Juvenile |
|-----------------------|------------|----------|
| Bad Checks | 136 | 0 |
| Curfew/Vagrancy | 0 | 0 |
| Disorderly Conduct | 6 | 0 |
| DUI | 5 | 0 |
| Drunkenness | 13 | 0 |
| Family-Non Violent | 1 | 0 |
| Liquor Law Violations | 3 | 5 |
| Peeping Tom | 0 | 0 |
| Runaway | 0 | 0 |
| Trespass | 0 | 0 |
| All Other Offenses | 4 | 0 |
| Total Group B | 168 | 5 |

| TIBRS Group A Offenses | Offenses | | Arrests | |
|------------------------------------|------------|-----------|-----------|----------|
| | Reported | Cleared | Adult | Juvenile |
| Crimes Against Persons | | | | |
| Murder | 0 | 0 | 0 | 0 |
| Negligent Manslaughter | 0 | 0 | 0 | 0 |
| Kidnaping/Abduction | 1 | 1 | 1 | 0 |
| Forcible Rape | 0 | 0 | 0 | 0 |
| Forcible Sodomy | 0 | 0 | 0 | 0 |
| Sexual Assault W/Object | 0 | 0 | 0 | 0 |
| Forcible Fondling | 1 | 1 | 1 | 0 |
| Incest | 0 | 0 | 0 | 0 |
| Statutory Rape | 0 | 0 | 0 | 0 |
| Aggravated Assault | 1 | 1 | 2 | 0 |
| Simple Assault | 30 | 27 | 21 | 2 |
| Intimidation | 0 | 0 | 0 | 0 |
| Stalking | 0 | 0 | 0 | 0 |
| Crimes Against Property | | | | |
| Arson | 0 | 0 | 0 | 0 |
| Bribery | 0 | 0 | 0 | 0 |
| Burglary | 13 | 4 | 5 | 0 |
| Counterfeiting/Forgery | 8 | 7 | 9 | 0 |
| Destruction/Damage/Vandalism | 9 | 1 | 1 | 0 |
| Embezzlement | 0 | 0 | 0 | 0 |
| Extortion/Blackmail | 1 | 0 | 0 | 0 |
| Fraud - False Pretenses | 8 | 8 | 1 | 0 |
| Fraud - Credit Card/ATM | 1 | 0 | 0 | 0 |
| Fraud - Impersonation | 0 | 0 | 0 | 0 |
| Fraud - Welfare | 0 | 0 | 0 | 0 |
| Fraud - Wire | 0 | 0 | 0 | 0 |
| Motor Vehicle Theft | 0 | 0 | 0 | 0 |
| Robbery | 1 | 0 | 0 | 0 |
| Stolen Property Offenses | 0 | 0 | 0 | 0 |
| Theft - Pocket-picking | 0 | 0 | 0 | 0 |
| Theft - Purse Snatching | 0 | 0 | 0 | 0 |
| Theft - Shoplifting | 14 | 12 | 10 | 0 |
| Theft From Building | 7 | 3 | 4 | 0 |
| Theft From Coin Machine | 0 | 0 | 0 | 0 |
| Theft From Motor Vehicle | 7 | 1 | 2 | 0 |
| Theft of Motor Vehicle Parts | 2 | 0 | 0 | 0 |
| Theft - All Other Larceny | 10 | 2 | 2 | 0 |
| Crimes Against Society | | | | |
| Drug/Narcotic Violations | 10 | 10 | 12 | 0 |
| Drug/Narcotic Equipment Violations | 3 | 3 | 0 | 0 |
| Gambling - Betting/Wagering | 0 | 0 | 0 | 0 |
| Gambling - Operating/Promoting | 0 | 0 | 0 | 0 |
| Gambling - Equipment Violations | 0 | 0 | 0 | 0 |
| Gambling - Sports Tampering | 0 | 0 | 0 | 0 |
| Pornography/Obscene Material | 0 | 0 | 0 | 0 |
| Prostitution | 0 | 0 | 0 | 0 |
| Prostitution Assisting/Promoting | 0 | 0 | 0 | 0 |
| Weapon Law Violations | 0 | 0 | 0 | 0 |
| Total Group A Offenses | 127 | 81 | 71 | 2 |



South Fulton Police Department - 2007

2006 Population Estimate 2,455

Offense Overview

Offense Total 118
Number Cleared 31
Percent Cleared 26.27 %

Group A Crimes per 100,000 population 4,806.5

Arrest Overview

Total Arrests 35
Adult Arrests 26
Juvenile Arrests 9
Unknown Age 0

Arrests per 100,000 population 1,425.7

Average number offenses/incident 1.07

Domestic Violence Victims

| Offense | Total | Arrests |
|-------------------------|-----------|-----------|
| Murder | 0 | 0 |
| Aggravated Assault | 4 | 2 |
| Simple Assault | 12 | 10 |
| Intimidation | 0 | 0 |
| Stalking | 0 | 0 |
| Forcible Rape | 0 | 0 |
| Forcible Sodomy | 0 | 0 |
| Sexual Assault W/Object | 0 | 0 |
| Forcible Fondling | 0 | 0 |
| Incest | 0 | 0 |
| Statutory Rape | 0 | 0 |
| Kidnaping/Abduction | 0 | 0 |
| Total | 16 | 12 |

TIBRS Group B Arrests

| Offense | Adult | Juvenile |
|-----------------------|----------|----------|
| Bad Checks | 0 | 0 |
| Curfew/Vagrancy | 0 | 0 |
| Disorderly Conduct | 0 | 0 |
| DUI | 1 | 0 |
| Drunkenness | 3 | 0 |
| Family-Non Violent | 0 | 0 |
| Liquor Law Violations | 0 | 0 |
| Peeping Tom | 0 | 0 |
| Runaway | 0 | 0 |
| Trespass | 0 | 0 |
| All Other Offenses | 1 | 0 |
| Total Group B | 5 | 0 |

| TIBRS Group A Offenses | Offenses | | Arrests | |
|------------------------------------|------------|-----------|-----------|----------|
| | Reported | Cleared | Adult | Juvenile |
| Crimes Against Persons | | | | |
| Murder | 0 | 0 | 0 | 0 |
| Negligent Manslaughter | 0 | 0 | 0 | 0 |
| Kidnaping/Abduction | 0 | 0 | 0 | 0 |
| Forcible Rape | 1 | 0 | 0 | 0 |
| Forcible Sodomy | 0 | 0 | 0 | 0 |
| Sexual Assault W/Object | 0 | 0 | 0 | 0 |
| Forcible Fondling | 0 | 0 | 0 | 0 |
| Incest | 0 | 0 | 0 | 0 |
| Statutory Rape | 0 | 0 | 0 | 0 |
| Aggravated Assault | 11 | 11 | 3 | 1 |
| Simple Assault | 20 | 11 | 13 | 0 |
| Intimidation | 1 | 0 | 0 | 0 |
| Stalking | 0 | 0 | 0 | 0 |
| Crimes Against Property | | | | |
| Arson | 0 | 0 | 0 | 0 |
| Bribery | 0 | 0 | 0 | 0 |
| Burglary | 22 | 6 | 3 | 6 |
| Counterfeiting/Forgery | 0 | 0 | 0 | 0 |
| Destruction/Damage/Vandalism | 16 | 1 | 1 | 0 |
| Embezzlement | 0 | 0 | 0 | 0 |
| Extortion/Blackmail | 0 | 0 | 0 | 0 |
| Fraud - False Pretenses | 0 | 0 | 0 | 0 |
| Fraud - Credit Card/ATM | 0 | 0 | 0 | 0 |
| Fraud - Impersonation | 1 | 0 | 0 | 0 |
| Fraud - Welfare | 0 | 0 | 0 | 0 |
| Fraud - Wire | 0 | 0 | 0 | 0 |
| Motor Vehicle Theft | 5 | 1 | 0 | 1 |
| Robbery | 0 | 0 | 0 | 0 |
| Stolen Property Offenses | 0 | 0 | 0 | 0 |
| Theft - Pocket-picking | 0 | 0 | 0 | 0 |
| Theft - Purse Snatching | 0 | 0 | 0 | 0 |
| Theft - Shoplifting | 0 | 0 | 0 | 0 |
| Theft From Building | 14 | 1 | 1 | 1 |
| Theft From Coin Machine | 1 | 0 | 0 | 0 |
| Theft From Motor Vehicle | 2 | 0 | 0 | 0 |
| Theft of Motor Vehicle Parts | 6 | 0 | 0 | 0 |
| Theft - All Other Larceny | 18 | 0 | 0 | 0 |
| Crimes Against Society | | | | |
| Drug/Narcotic Violations | 0 | 0 | 0 | 0 |
| Drug/Narcotic Equipment Violations | 0 | 0 | 0 | 0 |
| Gambling - Betting/Wagering | 0 | 0 | 0 | 0 |
| Gambling - Operating/Promoting | 0 | 0 | 0 | 0 |
| Gambling - Equipment Violations | 0 | 0 | 0 | 0 |
| Gambling - Sports Tampering | 0 | 0 | 0 | 0 |
| Pornography/Obscene Material | 0 | 0 | 0 | 0 |
| Prostitution | 0 | 0 | 0 | 0 |
| Prostitution Assisting/Promoting | 0 | 0 | 0 | 0 |
| Weapon Law Violations | 0 | 0 | 0 | 0 |
| Total Group A Offenses | 118 | 31 | 21 | 9 |



South Pittsburg Police Department - 2007

2006 Population Estimate 3,133

Offense Overview

Offense Total 327
 Number Cleared 55
 Percent Cleared 16.82 %

Group A Crimes per 100,000 population 10,437.3

Arrest Overview

Total Arrests 54
 Adult Arrests 51
 Juvenile Arrests 3
 Unknown Age 0

Arrests per 100,000 population 1,723.6

Average number offenses/incident 1.04

Domestic Violence Victims

| Offense | Total | Arrests |
|-------------------------|-----------|----------|
| Murder | 0 | 0 |
| Aggravated Assault | 0 | 0 |
| Simple Assault | 18 | 7 |
| Intimidation | 6 | 0 |
| Stalking | 0 | 0 |
| Forcible Rape | 0 | 0 |
| Forcible Sodomy | 0 | 0 |
| Sexual Assault W/Object | 0 | 0 |
| Forcible Fondling | 0 | 0 |
| Incest | 0 | 0 |
| Statutory Rape | 0 | 0 |
| Kidnaping/Abduction | 0 | 0 |
| Total | 24 | 7 |

TIBRS Group B Arrests

| Offense | Adult | Juvenile |
|-----------------------|-----------|----------|
| Bad Checks | 0 | 0 |
| Curfew/Vagrancy | 0 | 0 |
| Disorderly Conduct | 0 | 0 |
| DUI | 0 | 0 |
| Drunkenness | 6 | 1 |
| Family-Non Violent | 0 | 0 |
| Liquor Law Violations | 0 | 0 |
| Peeping Tom | 0 | 0 |
| Runaway | 0 | 0 |
| Trespass | 2 | 0 |
| All Other Offenses | 5 | 0 |
| Total Group B | 13 | 1 |

| TIBRS Group A Offenses | Offenses | | Arrests | |
|------------------------------------|------------|-----------|-----------|----------|
| | Reported | Cleared | Adult | Juvenile |
| Crimes Against Persons | | | | |
| Murder | 0 | 0 | 0 | 0 |
| Negligent Manslaughter | 0 | 0 | 0 | 0 |
| Kidnaping/Abduction | 0 | 0 | 0 | 0 |
| Forcible Rape | 1 | 0 | 0 | 0 |
| Forcible Sodomy | 0 | 0 | 0 | 0 |
| Sexual Assault W/Object | 0 | 0 | 0 | 0 |
| Forcible Fondling | 1 | 0 | 0 | 0 |
| Incest | 0 | 0 | 0 | 0 |
| Statutory Rape | 1 | 1 | 1 | 0 |
| Aggravated Assault | 20 | 5 | 3 | 1 |
| Simple Assault | 46 | 7 | 7 | 0 |
| Intimidation | 44 | 2 | 0 | 0 |
| Stalking | 3 | 1 | 1 | 0 |
| Crimes Against Property | | | | |
| Arson | 1 | 0 | 0 | 0 |
| Bribery | 0 | 0 | 0 | 0 |
| Burglary | 27 | 3 | 2 | 0 |
| Counterfeiting/Forgery | 3 | 0 | 0 | 0 |
| Destruction/Damage/Vandalism | 46 | 1 | 1 | 0 |
| Embezzlement | 1 | 1 | 1 | 0 |
| Extortion/Blackmail | 0 | 0 | 0 | 0 |
| Fraud - False Pretenses | 7 | 1 | 1 | 0 |
| Fraud - Credit Card/ATM | 3 | 2 | 2 | 0 |
| Fraud - Impersonation | 1 | 0 | 0 | 0 |
| Fraud - Welfare | 0 | 0 | 0 | 0 |
| Fraud - Wire | 1 | 0 | 0 | 0 |
| Motor Vehicle Theft | 11 | 1 | 1 | 0 |
| Robbery | 2 | 0 | 0 | 0 |
| Stolen Property Offenses | 0 | 0 | 0 | 0 |
| Theft - Pocket-picking | 1 | 0 | 0 | 0 |
| Theft - Purse Snatching | 0 | 0 | 0 | 0 |
| Theft - Shoplifting | 9 | 3 | 0 | 0 |
| Theft From Building | 28 | 4 | 3 | 0 |
| Theft From Coin Machine | 1 | 0 | 0 | 0 |
| Theft From Motor Vehicle | 21 | 0 | 0 | 0 |
| Theft of Motor Vehicle Parts | 10 | 2 | 1 | 1 |
| Theft - All Other Larceny | 19 | 3 | 3 | 0 |
| Crimes Against Society | | | | |
| Drug/Narcotic Violations | 10 | 9 | 4 | 0 |
| Drug/Narcotic Equipment Violations | 9 | 9 | 7 | 0 |
| Gambling - Betting/Wagering | 0 | 0 | 0 | 0 |
| Gambling - Operating/Promoting | 0 | 0 | 0 | 0 |
| Gambling - Equipment Violations | 0 | 0 | 0 | 0 |
| Gambling - Sports Tampering | 0 | 0 | 0 | 0 |
| Pornography/Obscene Material | 0 | 0 | 0 | 0 |
| Prostitution | 0 | 0 | 0 | 0 |
| Prostitution Assisting/Promoting | 0 | 0 | 0 | 0 |
| Weapon Law Violations | 0 | 0 | 0 | 0 |
| Total Group A Offenses | 327 | 55 | 38 | 2 |



Sparta Police Department - 2007

2006 Population Estimate 4,809

Offense Overview

Offense Total 707
 Number Cleared 143
 Percent Cleared 20.23 %

Group A Crimes per 100,000 population 14,701.6

Arrest Overview

Total Arrests 180
 Adult Arrests 159
 Juvenile Arrests 21
 Unknown Age 0

Arrests per 100,000 population 3,743.0

Average number offenses/incident 1.03

Domestic Violence Victims

| Offense | Total | Arrests |
|-------------------------|-----------|-----------|
| Murder | 1 | 1 |
| Aggravated Assault | 1 | 0 |
| Simple Assault | 46 | 18 |
| Intimidation | 2 | 0 |
| Stalking | 0 | 0 |
| Forcible Rape | 1 | 0 |
| Forcible Sodomy | 0 | 0 |
| Sexual Assault W/Object | 0 | 0 |
| Forcible Fondling | 0 | 0 |
| Incest | 0 | 0 |
| Statutory Rape | 0 | 0 |
| Kidnaping/Abduction | 0 | 0 |
| Total | 51 | 19 |

TIBRS Group B Arrests

| Offense | Adult | Juvenile |
|-----------------------|-----------|----------|
| Bad Checks | 0 | 0 |
| Curfew/Vagrancy | 0 | 0 |
| Disorderly Conduct | 1 | 1 |
| DUI | 20 | 1 |
| Drunkenness | 31 | 1 |
| Family-Non Violent | 0 | 0 |
| Liquor Law Violations | 6 | 3 |
| Peeping Tom | 0 | 0 |
| Runaway | 0 | 1 |
| Trespass | 0 | 0 |
| All Other Offenses | 6 | 1 |
| Total Group B | 64 | 8 |

| TIBRS Group A Offenses | Offenses | | Arrests | |
|------------------------------------|------------|------------|-----------|-----------|
| | Reported | Cleared | Adult | Juvenile |
| Crimes Against Persons | | | | |
| Murder | 1 | 1 | 1 | 0 |
| Negligent Manslaughter | 0 | 0 | 0 | 0 |
| Kidnaping/Abduction | 0 | 0 | 0 | 0 |
| Forcible Rape | 3 | 1 | 0 | 0 |
| Forcible Sodomy | 1 | 0 | 0 | 0 |
| Sexual Assault W/Object | 0 | 0 | 0 | 0 |
| Forcible Fondling | 1 | 0 | 0 | 0 |
| Incest | 0 | 0 | 0 | 0 |
| Statutory Rape | 0 | 0 | 0 | 0 |
| Aggravated Assault | 13 | 4 | 5 | 0 |
| Simple Assault | 90 | 47 | 19 | 2 |
| Intimidation | 23 | 1 | 0 | 0 |
| Stalking | 0 | 0 | 0 | 0 |
| Crimes Against Property | | | | |
| Arson | 3 | 0 | 0 | 0 |
| Bribery | 1 | 0 | 0 | 0 |
| Burglary | 92 | 5 | 4 | 0 |
| Counterfeiting/Forgery | 21 | 2 | 2 | 0 |
| Destruction/Damage/Vandalism | 115 | 17 | 7 | 3 |
| Embezzlement | 2 | 0 | 0 | 0 |
| Extortion/Blackmail | 0 | 0 | 0 | 0 |
| Fraud - False Pretenses | 4 | 0 | 0 | 0 |
| Fraud - Credit Card/ATM | 9 | 4 | 4 | 0 |
| Fraud - Impersonation | 5 | 0 | 0 | 0 |
| Fraud - Welfare | 0 | 0 | 0 | 0 |
| Fraud - Wire | 1 | 0 | 0 | 0 |
| Motor Vehicle Theft | 17 | 3 | 1 | 2 |
| Robbery | 2 | 0 | 0 | 0 |
| Stolen Property Offenses | 0 | 0 | 0 | 0 |
| Theft - Pocket-picking | 2 | 1 | 1 | 0 |
| Theft - Purse Snatching | 0 | 0 | 0 | 0 |
| Theft - Shoplifting | 35 | 18 | 16 | 1 |
| Theft From Building | 70 | 6 | 5 | 0 |
| Theft From Coin Machine | 0 | 0 | 0 | 0 |
| Theft From Motor Vehicle | 34 | 2 | 1 | 0 |
| Theft of Motor Vehicle Parts | 32 | 3 | 3 | 0 |
| Theft - All Other Larceny | 105 | 6 | 9 | 0 |
| Crimes Against Society | | | | |
| Drug/Narcotic Violations | 19 | 18 | 14 | 4 |
| Drug/Narcotic Equipment Violations | 3 | 3 | 3 | 0 |
| Gambling - Betting/Wagering | 0 | 0 | 0 | 0 |
| Gambling - Operating/Promoting | 0 | 0 | 0 | 0 |
| Gambling - Equipment Violations | 0 | 0 | 0 | 0 |
| Gambling - Sports Tampering | 0 | 0 | 0 | 0 |
| Pornography/Obscene Material | 2 | 0 | 0 | 0 |
| Prostitution | 0 | 0 | 0 | 0 |
| Prostitution Assisting/Promoting | 0 | 0 | 0 | 0 |
| Weapon Law Violations | 1 | 1 | 0 | 1 |
| Total Group A Offenses | 707 | 143 | 95 | 13 |



Spencer Police Department - 2007

2006 Population Estimate 1,687

Offense Overview

Offense Total 47
 Number Cleared 19
 Percent Cleared 40.43 %
 Group A Crimes per 100,000 population 2,786.0

Arrest Overview

Total Arrests 35
 Adult Arrests 35
 Juvenile Arrests 0
 Unknown Age 0
 Arrests per 100,000 population 2,074.7
 Average number offenses/incident 1.02

Domestic Violence Victims

| Offense | Total | Arrests |
|-------------------------|----------|----------|
| Murder | 0 | 0 |
| Aggravated Assault | 0 | 0 |
| Simple Assault | 1 | 1 |
| Intimidation | 1 | 1 |
| Stalking | 0 | 0 |
| Forcible Rape | 0 | 0 |
| Forcible Sodomy | 0 | 0 |
| Sexual Assault W/Object | 0 | 0 |
| Forcible Fondling | 0 | 0 |
| Incest | 0 | 0 |
| Statutory Rape | 0 | 0 |
| Kidnaping/Abduction | 0 | 0 |
| Total | 2 | 2 |

TIBRS Group B Arrests

| Offense | Adult | Juvenile |
|-----------------------|-----------|----------|
| Bad Checks | 0 | 0 |
| Curfew/Vagrancy | 0 | 0 |
| Disorderly Conduct | 0 | 0 |
| DUI | 7 | 0 |
| Drunkenness | 2 | 0 |
| Family-Non Violent | 0 | 0 |
| Liquor Law Violations | 1 | 0 |
| Peeping Tom | 0 | 0 |
| Runaway | 0 | 0 |
| Trespass | 0 | 0 |
| All Other Offenses | 7 | 0 |
| Total Group B | 17 | 0 |

| TIBRS Group A Offenses | Offenses | | Arrests | |
|------------------------------------|-----------|-----------|-----------|----------|
| | Reported | Cleared | Adult | Juvenile |
| Crimes Against Persons | | | | |
| Murder | 0 | 0 | 0 | 0 |
| Negligent Manslaughter | 0 | 0 | 0 | 0 |
| Kidnaping/Abduction | 0 | 0 | 0 | 0 |
| Forcible Rape | 0 | 0 | 0 | 0 |
| Forcible Sodomy | 0 | 0 | 0 | 0 |
| Sexual Assault W/Object | 0 | 0 | 0 | 0 |
| Forcible Fondling | 1 | 1 | 1 | 0 |
| Incest | 0 | 0 | 0 | 0 |
| Statutory Rape | 0 | 0 | 0 | 0 |
| Aggravated Assault | 1 | 1 | 1 | 0 |
| Simple Assault | 4 | 4 | 4 | 0 |
| Intimidation | 1 | 1 | 1 | 0 |
| Stalking | 0 | 0 | 0 | 0 |
| Crimes Against Property | | | | |
| Arson | 0 | 0 | 0 | 0 |
| Bribery | 0 | 0 | 0 | 0 |
| Burglary | 3 | 0 | 0 | 0 |
| Counterfeiting/Forgery | 1 | 0 | 0 | 0 |
| Destruction/Damage/Vandalism | 15 | 0 | 0 | 0 |
| Embezzlement | 0 | 0 | 0 | 0 |
| Extortion/Blackmail | 0 | 0 | 0 | 0 |
| Fraud - False Pretenses | 2 | 2 | 2 | 0 |
| Fraud - Credit Card/ATM | 0 | 0 | 0 | 0 |
| Fraud - Impersonation | 1 | 1 | 1 | 0 |
| Fraud - Welfare | 0 | 0 | 0 | 0 |
| Fraud - Wire | 0 | 0 | 0 | 0 |
| Motor Vehicle Theft | 0 | 0 | 0 | 0 |
| Robbery | 0 | 0 | 0 | 0 |
| Stolen Property Offenses | 0 | 0 | 0 | 0 |
| Theft - Pocket-picking | 0 | 0 | 0 | 0 |
| Theft - Purse Snatching | 0 | 0 | 0 | 0 |
| Theft - Shoplifting | 2 | 2 | 2 | 0 |
| Theft From Building | 3 | 0 | 0 | 0 |
| Theft From Coin Machine | 0 | 0 | 0 | 0 |
| Theft From Motor Vehicle | 2 | 0 | 0 | 0 |
| Theft of Motor Vehicle Parts | 3 | 0 | 0 | 0 |
| Theft - All Other Larceny | 1 | 0 | 0 | 0 |
| Crimes Against Society | | | | |
| Drug/Narcotic Violations | 4 | 4 | 4 | 0 |
| Drug/Narcotic Equipment Violations | 2 | 2 | 2 | 0 |
| Gambling - Betting/Wagering | 0 | 0 | 0 | 0 |
| Gambling - Operating/Promoting | 0 | 0 | 0 | 0 |
| Gambling - Equipment Violations | 0 | 0 | 0 | 0 |
| Gambling - Sports Tampering | 0 | 0 | 0 | 0 |
| Pornography/Obscene Material | 0 | 0 | 0 | 0 |
| Prostitution | 0 | 0 | 0 | 0 |
| Prostitution Assisting/Promoting | 0 | 0 | 0 | 0 |
| Weapon Law Violations | 1 | 1 | 0 | 0 |
| Total Group A Offenses | 47 | 19 | 18 | 0 |



Spring City Police Department - 2007

2006 Population Estimate 2,019

Offense Overview

Offense Total 96
 Number Cleared 20
 Percent Cleared 20.83 %

Group A Crimes per 100,000 population 4,754.8

Arrest Overview

Total Arrests 60
 Adult Arrests 58
 Juvenile Arrests 2
 Unknown Age 0

Arrests per 100,000 population 2,971.8

Average number offenses/incident 1.09

Domestic Violence Victims

| Offense | Total | Arrests |
|-------------------------|----------|----------|
| Murder | 0 | 0 |
| Aggravated Assault | 0 | 0 |
| Simple Assault | 3 | 2 |
| Intimidation | 2 | 1 |
| Stalking | 0 | 0 |
| Forcible Rape | 0 | 0 |
| Forcible Sodomy | 0 | 0 |
| Sexual Assault W/Object | 0 | 0 |
| Forcible Fondling | 0 | 0 |
| Incest | 0 | 0 |
| Statutory Rape | 0 | 0 |
| Kidnaping/Abduction | 0 | 0 |
| Total | 5 | 3 |

TIBRS Group B Arrests

| Offense | Adult | Juvenile |
|-----------------------|-----------|----------|
| Bad Checks | 0 | 0 |
| Curfew/Vagrancy | 0 | 0 |
| Disorderly Conduct | 1 | 1 |
| DUI | 20 | 0 |
| Drunkenness | 17 | 1 |
| Family-Non Violent | 0 | 0 |
| Liquor Law Violations | 3 | 0 |
| Peeping Tom | 0 | 0 |
| Runaway | 0 | 0 |
| Trespass | 0 | 0 |
| All Other Offenses | 1 | 0 |
| Total Group B | 42 | 2 |

| TIBRS Group A Offenses | Offenses | | Arrests | |
|------------------------------------|-----------|-----------|-----------|----------|
| | Reported | Cleared | Adult | Juvenile |
| Crimes Against Persons | | | | |
| Murder | 0 | 0 | 0 | 0 |
| Negligent Manslaughter | 0 | 0 | 0 | 0 |
| Kidnaping/Abduction | 0 | 0 | 0 | 0 |
| Forcible Rape | 0 | 0 | 0 | 0 |
| Forcible Sodomy | 0 | 0 | 0 | 0 |
| Sexual Assault W/Object | 0 | 0 | 0 | 0 |
| Forcible Fondling | 0 | 0 | 0 | 0 |
| Incest | 0 | 0 | 0 | 0 |
| Statutory Rape | 0 | 0 | 0 | 0 |
| Aggravated Assault | 0 | 0 | 0 | 0 |
| Simple Assault | 14 | 4 | 3 | 0 |
| Intimidation | 2 | 1 | 1 | 0 |
| Stalking | 1 | 0 | 0 | 0 |
| Crimes Against Property | | | | |
| Arson | 0 | 0 | 0 | 0 |
| Bribery | 0 | 0 | 0 | 0 |
| Burglary | 5 | 0 | 0 | 0 |
| Counterfeiting/Forgery | 2 | 1 | 1 | 0 |
| Destruction/Damage/Vandalism | 23 | 0 | 0 | 0 |
| Embezzlement | 0 | 0 | 0 | 0 |
| Extortion/Blackmail | 0 | 0 | 0 | 0 |
| Fraud - False Pretenses | 2 | 1 | 1 | 0 |
| Fraud - Credit Card/ATM | 0 | 0 | 0 | 0 |
| Fraud - Impersonation | 0 | 0 | 0 | 0 |
| Fraud - Welfare | 0 | 0 | 0 | 0 |
| Fraud - Wire | 0 | 0 | 0 | 0 |
| Motor Vehicle Theft | 1 | 0 | 0 | 0 |
| Robbery | 0 | 0 | 0 | 0 |
| Stolen Property Offenses | 0 | 0 | 0 | 0 |
| Theft - Pocket-picking | 0 | 0 | 0 | 0 |
| Theft - Purse Snatching | 0 | 0 | 0 | 0 |
| Theft - Shoplifting | 0 | 0 | 0 | 0 |
| Theft From Building | 12 | 1 | 0 | 0 |
| Theft From Coin Machine | 0 | 0 | 0 | 0 |
| Theft From Motor Vehicle | 1 | 0 | 0 | 0 |
| Theft of Motor Vehicle Parts | 0 | 0 | 0 | 0 |
| Theft - All Other Larceny | 23 | 2 | 1 | 0 |
| Crimes Against Society | | | | |
| Drug/Narcotic Violations | 9 | 9 | 8 | 0 |
| Drug/Narcotic Equipment Violations | 1 | 1 | 1 | 0 |
| Gambling - Betting/Wagering | 0 | 0 | 0 | 0 |
| Gambling - Operating/Promoting | 0 | 0 | 0 | 0 |
| Gambling - Equipment Violations | 0 | 0 | 0 | 0 |
| Gambling - Sports Tampering | 0 | 0 | 0 | 0 |
| Pornography/Obscene Material | 0 | 0 | 0 | 0 |
| Prostitution | 0 | 0 | 0 | 0 |
| Prostitution Assisting/Promoting | 0 | 0 | 0 | 0 |
| Weapon Law Violations | 0 | 0 | 0 | 0 |
| Total Group A Offenses | 96 | 20 | 16 | 0 |



2006 Population Estimate 20,768

Offense Overview

Offense Total 859
Number Cleared 359
Percent Cleared 41.79 %

Group A Crimes per 100,000 population 4,136.2

Arrest Overview

Total Arrests 468
Adult Arrests 373
Juvenile Arrests 95
Unknown Age 0

Arrests per 100,000 population 2,253.5

Average number offenses/incident 1.24

Domestic Violence Victims

| Offense | Total | Arrests |
|-------------------------|------------|-----------|
| Murder | 1 | 1 |
| Aggravated Assault | 7 | 5 |
| Simple Assault | 102 | 50 |
| Intimidation | 4 | 1 |
| Stalking | 1 | 0 |
| Forcible Rape | 3 | 0 |
| Forcible Sodomy | 0 | 0 |
| Sexual Assault W/Object | 0 | 0 |
| Forcible Fondling | 1 | 0 |
| Incest | 0 | 0 |
| Statutory Rape | 1 | 1 |
| Kidnaping/Abduction | 1 | 0 |
| Total | 121 | 58 |

TIBRS Group B Arrests

| Offense | Adult | Juvenile |
|-----------------------|------------|-----------|
| Bad Checks | 5 | 0 |
| Curfew/Vagrancy | 0 | 3 |
| Disorderly Conduct | 2 | 0 |
| DUI | 51 | 0 |
| Drunkenness | 26 | 1 |
| Family-Non Violent | 0 | 0 |
| Liquor Law Violations | 13 | 6 |
| Peeping Tom | 0 | 0 |
| Runaway | 0 | 27 |
| Trespass | 0 | 2 |
| All Other Offenses | 28 | 17 |
| Total Group B | 125 | 56 |

| TIBRS Group A Offenses | Offenses | | Arrests | |
|------------------------------------|------------|------------|------------|-----------|
| | Reported | Cleared | Adult | Juvenile |
| Crimes Against Persons | | | | |
| Murder | 1 | 1 | 1 | 0 |
| Negligent Manslaughter | 0 | 0 | 0 | 0 |
| Kidnaping/Abduction | 2 | 0 | 0 | 0 |
| Forcible Rape | 5 | 1 | 0 | 0 |
| Forcible Sodomy | 0 | 0 | 0 | 0 |
| Sexual Assault W/Object | 0 | 0 | 0 | 0 |
| Forcible Fondling | 2 | 0 | 0 | 0 |
| Incest | 0 | 0 | 0 | 0 |
| Statutory Rape | 2 | 1 | 1 | 0 |
| Aggravated Assault | 26 | 15 | 15 | 3 |
| Simple Assault | 138 | 67 | 48 | 12 |
| Intimidation | 32 | 3 | 3 | 0 |
| Stalking | 1 | 0 | 0 | 0 |
| Crimes Against Property | | | | |
| Arson | 0 | 0 | 0 | 0 |
| Bribery | 0 | 0 | 0 | 0 |
| Burglary | 55 | 9 | 3 | 7 |
| Counterfeiting/Forgery | 15 | 4 | 1 | 0 |
| Destruction/Damage/Vandalism | 129 | 14 | 0 | 5 |
| Embezzlement | 1 | 0 | 0 | 0 |
| Extortion/Blackmail | 1 | 0 | 0 | 0 |
| Fraud - False Pretenses | 19 | 10 | 8 | 0 |
| Fraud - Credit Card/ATM | 15 | 1 | 1 | 0 |
| Fraud - Impersonation | 10 | 1 | 0 | 0 |
| Fraud - Welfare | 0 | 0 | 0 | 0 |
| Fraud - Wire | 6 | 0 | 0 | 0 |
| Motor Vehicle Theft | 12 | 3 | 2 | 1 |
| Robbery | 2 | 0 | 0 | 0 |
| Stolen Property Offenses | 1 | 0 | 0 | 0 |
| Theft - Pocket-picking | 0 | 0 | 0 | 0 |
| Theft - Purse Snatching | 0 | 0 | 0 | 0 |
| Theft - Shoplifting | 7 | 4 | 2 | 2 |
| Theft From Building | 43 | 5 | 4 | 1 |
| Theft From Coin Machine | 3 | 0 | 0 | 0 |
| Theft From Motor Vehicle | 23 | 2 | 0 | 0 |
| Theft of Motor Vehicle Parts | 6 | 2 | 1 | 0 |
| Theft - All Other Larceny | 89 | 9 | 5 | 3 |
| Crimes Against Society | | | | |
| Drug/Narcotic Violations | 125 | 122 | 131 | 4 |
| Drug/Narcotic Equipment Violations | 74 | 72 | 13 | 0 |
| Gambling - Betting/Wagering | 0 | 0 | 0 | 0 |
| Gambling - Operating/Promoting | 0 | 0 | 0 | 0 |
| Gambling - Equipment Violations | 0 | 0 | 0 | 0 |
| Gambling - Sports Tampering | 0 | 0 | 0 | 0 |
| Pornography/Obscene Material | 1 | 0 | 0 | 0 |
| Prostitution | 0 | 0 | 0 | 0 |
| Prostitution Assisting/Promoting | 0 | 0 | 0 | 0 |
| Weapon Law Violations | 13 | 13 | 9 | 1 |
| Total Group A Offenses | 859 | 359 | 248 | 39 |



Springfield Police Department - 2007

2006 Population Estimate 16,523

Offense Overview

Offense Total 2,554
Number Cleared 814
Percent Cleared 31.87 %

Group A Crimes per 100,000 population 15,457.2

Arrest Overview

Total Arrests 1,057
Adult Arrests 966
Juvenile Arrests 91
Unknown Age 3

Arrests per 100,000 population 6,397.1

Average number offenses/incident 1.16

Domestic Violence Victims

| Offense | Total | Arrests |
|-------------------------|------------|------------|
| Murder | 0 | 0 |
| Aggravated Assault | 38 | 23 |
| Simple Assault | 319 | 119 |
| Intimidation | 138 | 2 |
| Stalking | 10 | 0 |
| Forcible Rape | 6 | 2 |
| Forcible Sodomy | 0 | 0 |
| Sexual Assault W/Object | 0 | 0 |
| Forcible Fondling | 0 | 0 |
| Incest | 0 | 0 |
| Statutory Rape | 1 | 0 |
| Kidnaping/Abduction | 1 | 1 |
| Total | 513 | 147 |

TIBRS Group B Arrests

| Offense | Adult | Juvenile |
|-----------------------|------------|-----------|
| Bad Checks | 0 | 0 |
| Curfew/Vagrancy | 0 | 11 |
| Disorderly Conduct | 20 | 11 |
| DUI | 120 | 1 |
| Drunkenness | 166 | 0 |
| Family-Non Violent | 0 | 0 |
| Liquor Law Violations | 16 | 6 |
| Peeping Tom | 0 | 0 |
| Runaway | 0 | 0 |
| Trespass | 22 | 0 |
| All Other Offenses | 88 | 3 |
| Total Group B | 432 | 32 |

| TIBRS Group A Offenses | Offenses | | Arrests | |
|------------------------------------|--------------|------------|------------|-----------|
| | Reported | Cleared | Adult | Juvenile |
| Crimes Against Persons | | | | |
| Murder | 2 | 2 | 4 | 0 |
| Negligent Manslaughter | 0 | 0 | 0 | 0 |
| Kidnaping/Abduction | 1 | 1 | 1 | 0 |
| Forcible Rape | 15 | 4 | 5 | 0 |
| Forcible Sodomy | 0 | 0 | 0 | 0 |
| Sexual Assault W/Object | 0 | 0 | 0 | 0 |
| Forcible Fondling | 5 | 2 | 0 | 0 |
| Incest | 0 | 0 | 0 | 0 |
| Statutory Rape | 6 | 1 | 1 | 0 |
| Aggravated Assault | 172 | 95 | 50 | 4 |
| Simple Assault | 508 | 226 | 126 | 12 |
| Intimidation | 270 | 75 | 7 | 0 |
| Stalking | 28 | 3 | 0 | 0 |
| Crimes Against Property | | | | |
| Arson | 4 | 1 | 0 | 0 |
| Bribery | 0 | 0 | 0 | 0 |
| Burglary | 126 | 30 | 30 | 8 |
| Counterfeiting/Forgery | 31 | 6 | 3 | 0 |
| Destruction/Damage/Vandalism | 397 | 44 | 4 | 6 |
| Embezzlement | 1 | 0 | 0 | 0 |
| Extortion/Blackmail | 0 | 0 | 0 | 0 |
| Fraud - False Pretenses | 30 | 7 | 16 | 0 |
| Fraud - Credit Card/ATM | 2 | 1 | 0 | 0 |
| Fraud - Impersonation | 34 | 22 | 19 | 0 |
| Fraud - Welfare | 0 | 0 | 0 | 0 |
| Fraud - Wire | 2 | 0 | 0 | 0 |
| Motor Vehicle Theft | 47 | 6 | 6 | 4 |
| Robbery | 39 | 11 | 11 | 0 |
| Stolen Property Offenses | 0 | 0 | 0 | 0 |
| Theft - Pocket-picking | 0 | 0 | 0 | 0 |
| Theft - Purse Snatching | 6 | 0 | 0 | 0 |
| Theft - Shoplifting | 135 | 101 | 115 | 14 |
| Theft From Building | 100 | 9 | 17 | 4 |
| Theft From Coin Machine | 2 | 1 | 0 | 0 |
| Theft From Motor Vehicle | 116 | 5 | 1 | 0 |
| Theft of Motor Vehicle Parts | 61 | 3 | 3 | 0 |
| Theft - All Other Larceny | 245 | 27 | 9 | 3 |
| Crimes Against Society | | | | |
| Drug/Narcotic Violations | 115 | 82 | 82 | 0 |
| Drug/Narcotic Equipment Violations | 26 | 23 | 9 | 1 |
| Gambling - Betting/Wagering | 0 | 0 | 0 | 0 |
| Gambling - Operating/Promoting | 0 | 0 | 0 | 0 |
| Gambling - Equipment Violations | 0 | 0 | 0 | 0 |
| Gambling - Sports Tampering | 0 | 0 | 0 | 0 |
| Pornography/Obscene Material | 0 | 0 | 0 | 0 |
| Prostitution | 1 | 1 | 2 | 0 |
| Prostitution Assisting/Promoting | 0 | 0 | 0 | 0 |
| Weapon Law Violations | 27 | 25 | 13 | 3 |
| Total Group A Offenses | 2,554 | 814 | 534 | 59 |



2006 Population Estimate 855

Offense Overview

Offense Total 29
 Number Cleared 10
 Percent Cleared 34.48 %
 Group A Crimes per 100,000 population 3,391.8

Arrest Overview

Total Arrests 14
 Adult Arrests 13
 Juvenile Arrests 1
 Unknown Age 0
 Arrests per 100,000 population 1,637.4
 Average number offenses/incident 1.21

Domestic Violence Victims

| Offense | Total | Arrests |
|-------------------------|----------|----------|
| Murder | 0 | 0 |
| Aggravated Assault | 1 | 0 |
| Simple Assault | 3 | 0 |
| Intimidation | 1 | 0 |
| Stalking | 0 | 0 |
| Forcible Rape | 0 | 0 |
| Forcible Sodomy | 0 | 0 |
| Sexual Assault W/Object | 0 | 0 |
| Forcible Fondling | 0 | 0 |
| Incest | 0 | 0 |
| Statutory Rape | 0 | 0 |
| Kidnaping/Abduction | 0 | 0 |
| Total | 5 | 0 |

TIBRS Group B Arrests

| Offense | Adult | Juvenile |
|-----------------------|----------|----------|
| Bad Checks | 0 | 0 |
| Curfew/Vagrancy | 0 | 0 |
| Disorderly Conduct | 0 | 0 |
| DUI | 3 | 0 |
| Drunkenness | 3 | 0 |
| Family-Non Violent | 0 | 0 |
| Liquor Law Violations | 0 | 0 |
| Peeping Tom | 0 | 0 |
| Runaway | 0 | 0 |
| Trespass | 0 | 0 |
| All Other Offenses | 0 | 0 |
| Total Group B | 6 | 0 |

| TIBRS Group A Offenses | Offenses | | Arrests | |
|------------------------------------|-----------|-----------|----------|----------|
| | Reported | Cleared | Adult | Juvenile |
| Crimes Against Persons | | | | |
| Murder | 0 | 0 | 0 | 0 |
| Negligent Manslaughter | 0 | 0 | 0 | 0 |
| Kidnaping/Abduction | 0 | 0 | 0 | 0 |
| Forcible Rape | 0 | 0 | 0 | 0 |
| Forcible Sodomy | 0 | 0 | 0 | 0 |
| Sexual Assault W/Object | 0 | 0 | 0 | 0 |
| Forcible Fondling | 0 | 0 | 0 | 0 |
| Incest | 0 | 0 | 0 | 0 |
| Statutory Rape | 0 | 0 | 0 | 0 |
| Aggravated Assault | 2 | 0 | 0 | 0 |
| Simple Assault | 6 | 0 | 0 | 0 |
| Intimidation | 5 | 0 | 0 | 0 |
| Stalking | 0 | 0 | 0 | 0 |
| Crimes Against Property | | | | |
| Arson | 0 | 0 | 0 | 0 |
| Bribery | 0 | 0 | 0 | 0 |
| Burglary | 1 | 0 | 0 | 0 |
| Counterfeiting/Forgery | 0 | 0 | 0 | 0 |
| Destruction/Damage/Vandalism | 4 | 0 | 0 | 0 |
| Embezzlement | 0 | 0 | 0 | 0 |
| Extortion/Blackmail | 0 | 0 | 0 | 0 |
| Fraud - False Pretenses | 0 | 0 | 0 | 0 |
| Fraud - Credit Card/ATM | 0 | 0 | 0 | 0 |
| Fraud - Impersonation | 0 | 0 | 0 | 0 |
| Fraud - Welfare | 0 | 0 | 0 | 0 |
| Fraud - Wire | 0 | 0 | 0 | 0 |
| Motor Vehicle Theft | 0 | 0 | 0 | 0 |
| Robbery | 0 | 0 | 0 | 0 |
| Stolen Property Offenses | 0 | 0 | 0 | 0 |
| Theft - Pocket-picking | 0 | 0 | 0 | 0 |
| Theft - Purse Snatching | 0 | 0 | 0 | 0 |
| Theft - Shoplifting | 0 | 0 | 0 | 0 |
| Theft From Building | 0 | 0 | 0 | 0 |
| Theft From Coin Machine | 0 | 0 | 0 | 0 |
| Theft From Motor Vehicle | 1 | 0 | 0 | 0 |
| Theft of Motor Vehicle Parts | 0 | 0 | 0 | 0 |
| Theft - All Other Larceny | 0 | 0 | 0 | 0 |
| Crimes Against Society | | | | |
| Drug/Narcotic Violations | 7 | 7 | 7 | 1 |
| Drug/Narcotic Equipment Violations | 3 | 3 | 0 | 0 |
| Gambling - Betting/Wagering | 0 | 0 | 0 | 0 |
| Gambling - Operating/Promoting | 0 | 0 | 0 | 0 |
| Gambling - Equipment Violations | 0 | 0 | 0 | 0 |
| Gambling - Sports Tampering | 0 | 0 | 0 | 0 |
| Pornography/Obscene Material | 0 | 0 | 0 | 0 |
| Prostitution | 0 | 0 | 0 | 0 |
| Prostitution Assisting/Promoting | 0 | 0 | 0 | 0 |
| Weapon Law Violations | 0 | 0 | 0 | 0 |
| Total Group A Offenses | 29 | 10 | 7 | 1 |



Surgoinville Police Department - 2007

2006 Population Estimate 1,754

Offense Overview

Offense Total 56
 Number Cleared 19
 Percent Cleared 33.93 %

Group A Crimes per 100,000 population 3,192.7

Arrest Overview

Total Arrests 22
 Adult Arrests 22
 Juvenile Arrests 0
 Unknown Age 0

Arrests per 100,000 population 1,254.3

Average number offenses/incident 1.10

Domestic Violence Victims

| Offense | Total | Arrests |
|-------------------------|----------|----------|
| Murder | 0 | 0 |
| Aggravated Assault | 1 | 0 |
| Simple Assault | 4 | 1 |
| Intimidation | 0 | 0 |
| Stalking | 0 | 0 |
| Forcible Rape | 0 | 0 |
| Forcible Sodomy | 0 | 0 |
| Sexual Assault W/Object | 0 | 0 |
| Forcible Fondling | 0 | 0 |
| Incest | 0 | 0 |
| Statutory Rape | 0 | 0 |
| Kidnaping/Abduction | 0 | 0 |
| Total | 5 | 1 |

TIBRS Group B Arrests

| Offense | Adult | Juvenile |
|-----------------------|-----------|----------|
| Bad Checks | 0 | 0 |
| Curfew/Vagrancy | 0 | 0 |
| Disorderly Conduct | 0 | 0 |
| DUI | 4 | 0 |
| Drunkenness | 5 | 0 |
| Family-Non Violent | 0 | 0 |
| Liquor Law Violations | 1 | 0 |
| Peeping Tom | 0 | 0 |
| Runaway | 0 | 0 |
| Trespass | 0 | 0 |
| All Other Offenses | 3 | 0 |
| Total Group B | 13 | 0 |

| TIBRS Group A Offenses | Offenses | | Arrests | |
|------------------------------------|-----------|-----------|----------|----------|
| | Reported | Cleared | Adult | Juvenile |
| Crimes Against Persons | | | | |
| Murder | 0 | 0 | 0 | 0 |
| Negligent Manslaughter | 0 | 0 | 0 | 0 |
| Kidnaping/Abduction | 0 | 0 | 0 | 0 |
| Forcible Rape | 3 | 3 | 1 | 0 |
| Forcible Sodomy | 0 | 0 | 0 | 0 |
| Sexual Assault W/Object | 0 | 0 | 0 | 0 |
| Forcible Fondling | 0 | 0 | 0 | 0 |
| Incest | 0 | 0 | 0 | 0 |
| Statutory Rape | 0 | 0 | 0 | 0 |
| Aggravated Assault | 1 | 1 | 0 | 0 |
| Simple Assault | 6 | 5 | 1 | 0 |
| Intimidation | 2 | 2 | 2 | 0 |
| Stalking | 0 | 0 | 0 | 0 |
| Crimes Against Property | | | | |
| Arson | 0 | 0 | 0 | 0 |
| Bribery | 0 | 0 | 0 | 0 |
| Burglary | 7 | 0 | 0 | 0 |
| Counterfeiting/Forgery | 0 | 0 | 0 | 0 |
| Destruction/Damage/Vandalism | 12 | 1 | 0 | 0 |
| Embezzlement | 0 | 0 | 0 | 0 |
| Extortion/Blackmail | 0 | 0 | 0 | 0 |
| Fraud - False Pretenses | 0 | 0 | 0 | 0 |
| Fraud - Credit Card/ATM | 0 | 0 | 0 | 0 |
| Fraud - Impersonation | 0 | 0 | 0 | 0 |
| Fraud - Welfare | 0 | 0 | 0 | 0 |
| Fraud - Wire | 0 | 0 | 0 | 0 |
| Motor Vehicle Theft | 1 | 0 | 0 | 0 |
| Robbery | 1 | 0 | 0 | 0 |
| Stolen Property Offenses | 0 | 0 | 0 | 0 |
| Theft - Pocket-picking | 0 | 0 | 0 | 0 |
| Theft - Purse Snatching | 0 | 0 | 0 | 0 |
| Theft - Shoplifting | 0 | 0 | 0 | 0 |
| Theft From Building | 0 | 0 | 0 | 0 |
| Theft From Coin Machine | 2 | 1 | 1 | 0 |
| Theft From Motor Vehicle | 3 | 0 | 0 | 0 |
| Theft of Motor Vehicle Parts | 4 | 0 | 0 | 0 |
| Theft - All Other Larceny | 9 | 1 | 1 | 0 |
| Crimes Against Society | | | | |
| Drug/Narcotic Violations | 2 | 2 | 2 | 0 |
| Drug/Narcotic Equipment Violations | 2 | 2 | 0 | 0 |
| Gambling - Betting/Wagering | 0 | 0 | 0 | 0 |
| Gambling - Operating/Promoting | 0 | 0 | 0 | 0 |
| Gambling - Equipment Violations | 0 | 0 | 0 | 0 |
| Gambling - Sports Tampering | 0 | 0 | 0 | 0 |
| Pornography/Obscene Material | 0 | 0 | 0 | 0 |
| Prostitution | 0 | 0 | 0 | 0 |
| Prostitution Assisting/Promoting | 0 | 0 | 0 | 0 |
| Weapon Law Violations | 1 | 1 | 1 | 0 |
| Total Group A Offenses | 56 | 19 | 9 | 0 |



Sweetwater Police Department - 2007

2006 Population Estimate **6,314**

Offense Overview

Offense Total 1,018
 Number Cleared 302
 Percent Cleared 29.67 %

Group A Crimes per 100,000
 population 16,122.9

Arrest Overview

Total Arrests 413
 Adult Arrests 358
 Juvenile Arrests 55
 Unknown Age 0

Arrests per 100,000 population 6,541.0

Average number offenses/incident 1.19

Domestic Violence Victims

| Offense | Total | Arrests |
|-------------------------|------------|-----------|
| Murder | 0 | 0 |
| Aggravated Assault | 26 | 15 |
| Simple Assault | 65 | 28 |
| Intimidation | 26 | 4 |
| Stalking | 5 | 1 |
| Forcible Rape | 0 | 0 |
| Forcible Sodomy | 0 | 0 |
| Sexual Assault W/Object | 0 | 0 |
| Forcible Fondling | 2 | 1 |
| Incest | 0 | 0 |
| Statutory Rape | 1 | 0 |
| Kidnaping/Abduction | 0 | 0 |
| Total | 125 | 49 |

TIBRS Group B Arrests

| Offense | Adult | Juvenile |
|-----------------------|------------|-----------|
| Bad Checks | 0 | 0 |
| Curfew/Vagrancy | 0 | 0 |
| Disorderly Conduct | 7 | 2 |
| DUI | 53 | 0 |
| Drunkenness | 29 | 3 |
| Family-Non Violent | 3 | 0 |
| Liquor Law Violations | 8 | 2 |
| Peeping Tom | 1 | 0 |
| Runaway | 0 | 3 |
| Trespass | 7 | 0 |
| All Other Offenses | 26 | 16 |
| Total Group B | 134 | 26 |

| TIBRS Group A Offenses | Offenses | | Arrests | |
|------------------------------------|--------------|------------|------------|-----------|
| | Reported | Cleared | Adult | Juvenile |
| Crimes Against Persons | | | | |
| Murder | 1 | 1 | 1 | 0 |
| Negligent Manslaughter | 0 | 0 | 0 | 0 |
| Kidnaping/Abduction | 1 | 1 | 0 | 0 |
| Forcible Rape | 1 | 1 | 0 | 0 |
| Forcible Sodomy | 0 | 0 | 0 | 0 |
| Sexual Assault W/Object | 0 | 0 | 0 | 0 |
| Forcible Fondling | 5 | 4 | 3 | 0 |
| Incest | 0 | 0 | 0 | 0 |
| Statutory Rape | 3 | 2 | 4 | 0 |
| Aggravated Assault | 52 | 32 | 18 | 7 |
| Simple Assault | 144 | 51 | 33 | 11 |
| Intimidation | 87 | 10 | 7 | 1 |
| Stalking | 5 | 1 | 1 | 0 |
| Crimes Against Property | | | | |
| Arson | 2 | 1 | 2 | 0 |
| Bribery | 0 | 0 | 0 | 0 |
| Burglary | 53 | 4 | 3 | 2 |
| Counterfeiting/Forgery | 65 | 37 | 34 | 0 |
| Destruction/Damage/Vandalism | 156 | 11 | 3 | 3 |
| Embezzlement | 12 | 10 | 6 | 0 |
| Extortion/Blackmail | 0 | 0 | 0 | 0 |
| Fraud - False Pretenses | 54 | 28 | 9 | 0 |
| Fraud - Credit Card/ATM | 30 | 7 | 2 | 0 |
| Fraud - Impersonation | 4 | 2 | 0 | 0 |
| Fraud - Welfare | 0 | 0 | 0 | 0 |
| Fraud - Wire | 2 | 0 | 0 | 0 |
| Motor Vehicle Theft | 19 | 5 | 9 | 0 |
| Robbery | 5 | 2 | 2 | 0 |
| Stolen Property Offenses | 5 | 4 | 5 | 0 |
| Theft - Pocket-picking | 0 | 0 | 0 | 0 |
| Theft - Purse Snatching | 0 | 0 | 0 | 0 |
| Theft - Shoplifting | 18 | 6 | 4 | 3 |
| Theft From Building | 59 | 6 | 4 | 0 |
| Theft From Coin Machine | 12 | 0 | 0 | 0 |
| Theft From Motor Vehicle | 43 | 1 | 2 | 0 |
| Theft of Motor Vehicle Parts | 15 | 0 | 0 | 0 |
| Theft - All Other Larceny | 95 | 5 | 5 | 0 |
| Crimes Against Society | | | | |
| Drug/Narcotic Violations | 46 | 46 | 54 | 1 |
| Drug/Narcotic Equipment Violations | 16 | 16 | 3 | 1 |
| Gambling - Betting/Wagering | 1 | 1 | 6 | 0 |
| Gambling - Operating/Promoting | 0 | 0 | 0 | 0 |
| Gambling - Equipment Violations | 1 | 1 | 2 | 0 |
| Gambling - Sports Tampering | 0 | 0 | 0 | 0 |
| Pornography/Obscene Material | 1 | 1 | 0 | 0 |
| Prostitution | 0 | 0 | 0 | 0 |
| Prostitution Assisting/Promoting | 0 | 0 | 0 | 0 |
| Weapon Law Violations | 5 | 5 | 2 | 0 |
| Total Group A Offenses | 1,018 | 302 | 224 | 29 |



Tazewell Police Department - 2007

2006 Population Estimate **2,158**

Offense Overview

Offense Total 371
 Number Cleared 145
 Percent Cleared 39.08 %

Group A Crimes per 100,000
 population 17,191.8

Arrest Overview

Total Arrests 247
 Adult Arrests 243
 Juvenile Arrests 4
 Unknown Age 0

Arrests per 100,000 population 11,445.8

Average number offenses/incident 1.15

Domestic Violence Victims

| Offense | Total | Arrests |
|-------------------------|-----------|-----------|
| Murder | 0 | 0 |
| Aggravated Assault | 2 | 2 |
| Simple Assault | 17 | 17 |
| Intimidation | 2 | 2 |
| Stalking | 0 | 0 |
| Forcible Rape | 0 | 0 |
| Forcible Sodomy | 0 | 0 |
| Sexual Assault W/Object | 0 | 0 |
| Forcible Fondling | 0 | 0 |
| Incest | 0 | 0 |
| Statutory Rape | 0 | 0 |
| Kidnaping/Abduction | 0 | 0 |
| Total | 21 | 21 |

TIBRS Group B Arrests

| Offense | Adult | Juvenile |
|-----------------------|------------|----------|
| Bad Checks | 0 | 0 |
| Curfew/Vagrancy | 0 | 1 |
| Disorderly Conduct | 11 | 0 |
| DUI | 54 | 0 |
| Drunkenness | 34 | 0 |
| Family-Non Violent | 0 | 0 |
| Liquor Law Violations | 6 | 0 |
| Peeping Tom | 0 | 0 |
| Runaway | 0 | 0 |
| Trespass | 5 | 0 |
| All Other Offenses | 27 | 1 |
| Total Group B | 137 | 2 |

| TIBRS Group A Offenses | Offenses | | Arrests | |
|------------------------------------|------------|------------|------------|----------|
| | Reported | Cleared | Adult | Juvenile |
| Crimes Against Persons | | | | |
| Murder | 0 | 0 | 0 | 0 |
| Negligent Manslaughter | 0 | 0 | 0 | 0 |
| Kidnaping/Abduction | 3 | 0 | 0 | 0 |
| Forcible Rape | 1 | 0 | 0 | 0 |
| Forcible Sodomy | 0 | 0 | 0 | 0 |
| Sexual Assault W/Object | 0 | 0 | 0 | 0 |
| Forcible Fondling | 0 | 0 | 0 | 0 |
| Incest | 0 | 0 | 0 | 0 |
| Statutory Rape | 0 | 0 | 0 | 0 |
| Aggravated Assault | 11 | 10 | 5 | 0 |
| Simple Assault | 40 | 22 | 17 | 1 |
| Intimidation | 39 | 3 | 3 | 0 |
| Stalking | 1 | 0 | 0 | 0 |
| Crimes Against Property | | | | |
| Arson | 0 | 0 | 0 | 0 |
| Bribery | 0 | 0 | 0 | 0 |
| Burglary | 28 | 3 | 2 | 0 |
| Counterfeiting/Forgery | 7 | 0 | 0 | 0 |
| Destruction/Damage/Vandalism | 44 | 3 | 1 | 1 |
| Embezzlement | 0 | 0 | 0 | 0 |
| Extortion/Blackmail | 0 | 0 | 0 | 0 |
| Fraud - False Pretenses | 4 | 0 | 0 | 0 |
| Fraud - Credit Card/ATM | 1 | 1 | 0 | 0 |
| Fraud - Impersonation | 0 | 0 | 0 | 0 |
| Fraud - Welfare | 0 | 0 | 0 | 0 |
| Fraud - Wire | 0 | 0 | 0 | 0 |
| Motor Vehicle Theft | 6 | 1 | 1 | 0 |
| Robbery | 1 | 0 | 0 | 0 |
| Stolen Property Offenses | 0 | 0 | 0 | 0 |
| Theft - Pocket-picking | 0 | 0 | 0 | 0 |
| Theft - Purse Snatching | 0 | 0 | 0 | 0 |
| Theft - Shoplifting | 7 | 2 | 1 | 0 |
| Theft From Building | 25 | 3 | 3 | 0 |
| Theft From Coin Machine | 0 | 0 | 0 | 0 |
| Theft From Motor Vehicle | 12 | 1 | 1 | 0 |
| Theft of Motor Vehicle Parts | 6 | 1 | 1 | 0 |
| Theft - All Other Larceny | 42 | 2 | 2 | 0 |
| Crimes Against Society | | | | |
| Drug/Narcotic Violations | 66 | 66 | 66 | 0 |
| Drug/Narcotic Equipment Violations | 22 | 22 | 1 | 0 |
| Gambling - Betting/Wagering | 0 | 0 | 0 | 0 |
| Gambling - Operating/Promoting | 0 | 0 | 0 | 0 |
| Gambling - Equipment Violations | 0 | 0 | 0 | 0 |
| Gambling - Sports Tampering | 0 | 0 | 0 | 0 |
| Pornography/Obscene Material | 1 | 1 | 1 | 0 |
| Prostitution | 0 | 0 | 0 | 0 |
| Prostitution Assisting/Promoting | 0 | 0 | 0 | 0 |
| Weapon Law Violations | 4 | 4 | 1 | 0 |
| Total Group A Offenses | 371 | 145 | 106 | 2 |



Tellico Plains Police Department - 2007

2006 Population Estimate **943**

Offense Overview

Offense Total 118
 Number Cleared 52
 Percent Cleared 44.07 %

Group A Crimes per 100,000 population 12,513.3

Arrest Overview

Total Arrests 49
 Adult Arrests 49
 Juvenile Arrests 0
 Unknown Age 0

Arrests per 100,000 population 5,196.2

Average number offenses/incident 1.08

Domestic Violence Victims

| Offense | Total | Arrests |
|-------------------------|-----------|----------|
| Murder | 0 | 0 |
| Aggravated Assault | 3 | 0 |
| Simple Assault | 8 | 2 |
| Intimidation | 11 | 1 |
| Stalking | 0 | 0 |
| Forcible Rape | 0 | 0 |
| Forcible Sodomy | 0 | 0 |
| Sexual Assault W/Object | 0 | 0 |
| Forcible Fondling | 0 | 0 |
| Incest | 0 | 0 |
| Statutory Rape | 0 | 0 |
| Kidnaping/Abduction | 0 | 0 |
| Total | 22 | 3 |

TIBRS Group B Arrests

| Offense | Adult | Juvenile |
|-----------------------|-----------|----------|
| Bad Checks | 0 | 0 |
| Curfew/Vagrancy | 0 | 0 |
| Disorderly Conduct | 1 | 0 |
| DUI | 14 | 0 |
| Drunkenness | 10 | 0 |
| Family-Non Violent | 0 | 0 |
| Liquor Law Violations | 3 | 0 |
| Peeping Tom | 0 | 0 |
| Runaway | 0 | 0 |
| Trespass | 0 | 0 |
| All Other Offenses | 0 | 0 |
| Total Group B | 28 | 0 |

| TIBRS Group A Offenses | Offenses | | Arrests | |
|------------------------------------|------------|-----------|-----------|----------|
| | Reported | Cleared | Adult | Juvenile |
| Crimes Against Persons | | | | |
| Murder | 0 | 0 | 0 | 0 |
| Negligent Manslaughter | 0 | 0 | 0 | 0 |
| Kidnaping/Abduction | 0 | 0 | 0 | 0 |
| Forcible Rape | 0 | 0 | 0 | 0 |
| Forcible Sodomy | 0 | 0 | 0 | 0 |
| Sexual Assault W/Object | 0 | 0 | 0 | 0 |
| Forcible Fondling | 0 | 0 | 0 | 0 |
| Incest | 0 | 0 | 0 | 0 |
| Statutory Rape | 0 | 0 | 0 | 0 |
| Aggravated Assault | 7 | 4 | 2 | 0 |
| Simple Assault | 16 | 7 | 3 | 0 |
| Intimidation | 32 | 19 | 1 | 0 |
| Stalking | 2 | 2 | 1 | 0 |
| Crimes Against Property | | | | |
| Arson | 0 | 0 | 0 | 0 |
| Bribery | 0 | 0 | 0 | 0 |
| Burglary | 6 | 2 | 2 | 0 |
| Counterfeiting/Forgery | 5 | 3 | 4 | 0 |
| Destruction/Damage/Vandalism | 18 | 4 | 0 | 0 |
| Embezzlement | 0 | 0 | 0 | 0 |
| Extortion/Blackmail | 0 | 0 | 0 | 0 |
| Fraud - False Pretenses | 1 | 1 | 0 | 0 |
| Fraud - Credit Card/ATM | 0 | 0 | 0 | 0 |
| Fraud - Impersonation | 0 | 0 | 0 | 0 |
| Fraud - Welfare | 0 | 0 | 0 | 0 |
| Fraud - Wire | 0 | 0 | 0 | 0 |
| Motor Vehicle Theft | 1 | 0 | 0 | 0 |
| Robbery | 0 | 0 | 0 | 0 |
| Stolen Property Offenses | 0 | 0 | 0 | 0 |
| Theft - Pocket-picking | 0 | 0 | 0 | 0 |
| Theft - Purse Snatching | 0 | 0 | 0 | 0 |
| Theft - Shoplifting | 2 | 1 | 0 | 0 |
| Theft From Building | 9 | 2 | 2 | 0 |
| Theft From Coin Machine | 0 | 0 | 0 | 0 |
| Theft From Motor Vehicle | 2 | 0 | 0 | 0 |
| Theft of Motor Vehicle Parts | 2 | 0 | 0 | 0 |
| Theft - All Other Larceny | 9 | 1 | 1 | 0 |
| Crimes Against Society | | | | |
| Drug/Narcotic Violations | 3 | 3 | 3 | 0 |
| Drug/Narcotic Equipment Violations | 1 | 1 | 0 | 0 |
| Gambling - Betting/Wagering | 0 | 0 | 0 | 0 |
| Gambling - Operating/Promoting | 0 | 0 | 0 | 0 |
| Gambling - Equipment Violations | 0 | 0 | 0 | 0 |
| Gambling - Sports Tampering | 0 | 0 | 0 | 0 |
| Pornography/Obscene Material | 0 | 0 | 0 | 0 |
| Prostitution | 0 | 0 | 0 | 0 |
| Prostitution Assisting/Promoting | 0 | 0 | 0 | 0 |
| Weapon Law Violations | 2 | 2 | 2 | 0 |
| Total Group A Offenses | 118 | 52 | 21 | 0 |



Tiptonville Police Department - 2007

2006 Population Estimate 4,033

Offense Overview

Offense Total 190
 Number Cleared 111
 Percent Cleared 58.42 %

Group A Crimes per 100,000 population 4,711.1

Arrest Overview

Total Arrests 150
 Adult Arrests 138
 Juvenile Arrests 12
 Unknown Age 0

Arrests per 100,000 population 3,719.3

Average number offenses/incident 1.06

Domestic Violence Victims

| Offense | Total | Arrests |
|-------------------------|-----------|-----------|
| Murder | 0 | 0 |
| Aggravated Assault | 3 | 2 |
| Simple Assault | 13 | 11 |
| Intimidation | 1 | 1 |
| Stalking | 0 | 0 |
| Forcible Rape | 0 | 0 |
| Forcible Sodomy | 0 | 0 |
| Sexual Assault W/Object | 0 | 0 |
| Forcible Fondling | 0 | 0 |
| Incest | 0 | 0 |
| Statutory Rape | 0 | 0 |
| Kidnaping/Abduction | 0 | 0 |
| Total | 17 | 14 |

TIBRS Group B Arrests

| Offense | Adult | Juvenile |
|-----------------------|-----------|----------|
| Bad Checks | 1 | 0 |
| Curfew/Vagrancy | 0 | 0 |
| Disorderly Conduct | 3 | 0 |
| DUI | 13 | 0 |
| Drunkenness | 10 | 0 |
| Family-Non Violent | 0 | 0 |
| Liquor Law Violations | 2 | 0 |
| Peeping Tom | 0 | 0 |
| Runaway | 0 | 0 |
| Trespass | 5 | 0 |
| All Other Offenses | 8 | 0 |
| Total Group B | 42 | 0 |

| TIBRS Group A Offenses | Offenses | | Arrests | |
|------------------------------------|------------|------------|-----------|-----------|
| | Reported | Cleared | Adult | Juvenile |
| Crimes Against Persons | | | | |
| Murder | 0 | 0 | 0 | 0 |
| Negligent Manslaughter | 0 | 0 | 0 | 0 |
| Kidnaping/Abduction | 0 | 0 | 0 | 0 |
| Forcible Rape | 0 | 0 | 0 | 0 |
| Forcible Sodomy | 0 | 0 | 0 | 0 |
| Sexual Assault W/Object | 0 | 0 | 0 | 0 |
| Forcible Fondling | 2 | 2 | 0 | 0 |
| Incest | 0 | 0 | 0 | 0 |
| Statutory Rape | 0 | 0 | 0 | 0 |
| Aggravated Assault | 9 | 8 | 5 | 3 |
| Simple Assault | 26 | 23 | 22 | 1 |
| Intimidation | 3 | 3 | 2 | 0 |
| Stalking | 0 | 0 | 0 | 0 |
| Crimes Against Property | | | | |
| Arson | 0 | 0 | 0 | 0 |
| Bribery | 0 | 0 | 0 | 0 |
| Burglary | 25 | 10 | 10 | 0 |
| Counterfeiting/Forgery | 7 | 6 | 11 | 0 |
| Destruction/Damage/Vandalism | 27 | 5 | 4 | 0 |
| Embezzlement | 2 | 1 | 1 | 0 |
| Extortion/Blackmail | 0 | 0 | 0 | 0 |
| Fraud - False Pretenses | 10 | 7 | 1 | 0 |
| Fraud - Credit Card/ATM | 4 | 2 | 2 | 0 |
| Fraud - Impersonation | 0 | 0 | 0 | 0 |
| Fraud - Welfare | 0 | 0 | 0 | 0 |
| Fraud - Wire | 0 | 0 | 0 | 0 |
| Motor Vehicle Theft | 4 | 1 | 0 | 1 |
| Robbery | 1 | 1 | 1 | 0 |
| Stolen Property Offenses | 2 | 0 | 0 | 0 |
| Theft - Pocket-picking | 1 | 0 | 0 | 0 |
| Theft - Purse Snatching | 0 | 0 | 0 | 0 |
| Theft - Shoplifting | 11 | 10 | 8 | 2 |
| Theft From Building | 16 | 6 | 6 | 1 |
| Theft From Coin Machine | 2 | 0 | 0 | 0 |
| Theft From Motor Vehicle | 3 | 1 | 1 | 0 |
| Theft of Motor Vehicle Parts | 5 | 1 | 1 | 0 |
| Theft - All Other Larceny | 10 | 4 | 3 | 1 |
| Crimes Against Society | | | | |
| Drug/Narcotic Violations | 14 | 14 | 13 | 1 |
| Drug/Narcotic Equipment Violations | 4 | 4 | 4 | 0 |
| Gambling - Betting/Wagering | 0 | 0 | 0 | 0 |
| Gambling - Operating/Promoting | 0 | 0 | 0 | 0 |
| Gambling - Equipment Violations | 0 | 0 | 0 | 0 |
| Gambling - Sports Tampering | 0 | 0 | 0 | 0 |
| Pornography/Obscene Material | 0 | 0 | 0 | 0 |
| Prostitution | 0 | 0 | 0 | 0 |
| Prostitution Assisting/Promoting | 0 | 0 | 0 | 0 |
| Weapon Law Violations | 2 | 2 | 1 | 2 |
| Total Group A Offenses | 190 | 111 | 96 | 12 |



Toone Police Department - 2007

2006 Population Estimate 357

Offense Overview

Offense Total 4
 Number Cleared 3
 Percent Cleared 75.00 %
 Group A Crimes per 100,000 population 1,120.4

Arrest Overview

Total Arrests 7
 Adult Arrests 6
 Juvenile Arrests 1
 Unknown Age 0
 Arrests per 100,000 population 1,960.8
 Average number offenses/incident 1.00

Domestic Violence Victims

| Offense | Total | Arrests |
|-------------------------|----------|----------|
| Murder | 0 | 0 |
| Aggravated Assault | 0 | 0 |
| Simple Assault | 1 | 1 |
| Intimidation | 0 | 0 |
| Stalking | 0 | 0 |
| Forcible Rape | 0 | 0 |
| Forcible Sodomy | 0 | 0 |
| Sexual Assault W/Object | 0 | 0 |
| Forcible Fondling | 0 | 0 |
| Incest | 0 | 0 |
| Statutory Rape | 0 | 0 |
| Kidnaping/Abduction | 0 | 0 |
| Total | 1 | 1 |

TIBRS Group B Arrests

| Offense | Adult | Juvenile |
|-----------------------|----------|----------|
| Bad Checks | 0 | 0 |
| Curfew/Vagrancy | 0 | 0 |
| Disorderly Conduct | 1 | 0 |
| DUI | 1 | 0 |
| Drunkenness | 1 | 0 |
| Family-Non Violent | 0 | 0 |
| Liquor Law Violations | 1 | 0 |
| Peeping Tom | 0 | 0 |
| Runaway | 0 | 0 |
| Trespass | 0 | 0 |
| All Other Offenses | 0 | 0 |
| Total Group B | 4 | 0 |

| TIBRS Group A Offenses | Offenses | | Arrests | |
|------------------------------------|----------|----------|----------|----------|
| | Reported | Cleared | Adult | Juvenile |
| Crimes Against Persons | | | | |
| Murder | 0 | 0 | 0 | 0 |
| Negligent Manslaughter | 0 | 0 | 0 | 0 |
| Kidnaping/Abduction | 0 | 0 | 0 | 0 |
| Forcible Rape | 0 | 0 | 0 | 0 |
| Forcible Sodomy | 0 | 0 | 0 | 0 |
| Sexual Assault W/Object | 0 | 0 | 0 | 0 |
| Forcible Fondling | 0 | 0 | 0 | 0 |
| Incest | 0 | 0 | 0 | 0 |
| Statutory Rape | 0 | 0 | 0 | 0 |
| Aggravated Assault | 0 | 0 | 0 | 0 |
| Simple Assault | 2 | 2 | 1 | 1 |
| Intimidation | 0 | 0 | 0 | 0 |
| Stalking | 0 | 0 | 0 | 0 |
| Crimes Against Property | | | | |
| Arson | 0 | 0 | 0 | 0 |
| Bribery | 0 | 0 | 0 | 0 |
| Burglary | 0 | 0 | 0 | 0 |
| Counterfeiting/Forgery | 0 | 0 | 0 | 0 |
| Destruction/Damage/Vandalism | 0 | 0 | 0 | 0 |
| Embezzlement | 0 | 0 | 0 | 0 |
| Extortion/Blackmail | 0 | 0 | 0 | 0 |
| Fraud - False Pretenses | 0 | 0 | 0 | 0 |
| Fraud - Credit Card/ATM | 0 | 0 | 0 | 0 |
| Fraud - Impersonation | 0 | 0 | 0 | 0 |
| Fraud - Welfare | 0 | 0 | 0 | 0 |
| Fraud - Wire | 0 | 0 | 0 | 0 |
| Motor Vehicle Theft | 0 | 0 | 0 | 0 |
| Robbery | 0 | 0 | 0 | 0 |
| Stolen Property Offenses | 0 | 0 | 0 | 0 |
| Theft - Pocket-picking | 0 | 0 | 0 | 0 |
| Theft - Purse Snatching | 0 | 0 | 0 | 0 |
| Theft - Shoplifting | 0 | 0 | 0 | 0 |
| Theft From Building | 1 | 0 | 0 | 0 |
| Theft From Coin Machine | 0 | 0 | 0 | 0 |
| Theft From Motor Vehicle | 0 | 0 | 0 | 0 |
| Theft of Motor Vehicle Parts | 0 | 0 | 0 | 0 |
| Theft - All Other Larceny | 0 | 0 | 0 | 0 |
| Crimes Against Society | | | | |
| Drug/Narcotic Violations | 0 | 0 | 0 | 0 |
| Drug/Narcotic Equipment Violations | 1 | 1 | 1 | 0 |
| Gambling - Betting/Wagering | 0 | 0 | 0 | 0 |
| Gambling - Operating/Promoting | 0 | 0 | 0 | 0 |
| Gambling - Equipment Violations | 0 | 0 | 0 | 0 |
| Gambling - Sports Tampering | 0 | 0 | 0 | 0 |
| Pornography/Obscene Material | 0 | 0 | 0 | 0 |
| Prostitution | 0 | 0 | 0 | 0 |
| Prostitution Assisting/Promoting | 0 | 0 | 0 | 0 |
| Weapon Law Violations | 0 | 0 | 0 | 0 |
| Total Group A Offenses | 4 | 3 | 2 | 1 |



Townsend Police Department - 2007

2006 Population Estimate **260**

Offense Overview

Offense Total 35
 Number Cleared 9
 Percent Cleared 25.71 %

Group A Crimes per 100,000 population 13,461.5

Arrest Overview

Total Arrests 17
 Adult Arrests 17
 Juvenile Arrests 0
 Unknown Age 0

Arrests per 100,000 population 6,538.5

Average number offenses/incident 1.03

Domestic Violence Victims

| Offense | Total | Arrests |
|-------------------------|----------|----------|
| Murder | 0 | 0 |
| Aggravated Assault | 1 | 1 |
| Simple Assault | 1 | 1 |
| Intimidation | 0 | 0 |
| Stalking | 0 | 0 |
| Forcible Rape | 0 | 0 |
| Forcible Sodomy | 0 | 0 |
| Sexual Assault W/Object | 0 | 0 |
| Forcible Fondling | 0 | 0 |
| Incest | 0 | 0 |
| Statutory Rape | 0 | 0 |
| Kidnaping/Abduction | 0 | 0 |
| Total | 2 | 2 |

TIBRS Group B Arrests

| Offense | Adult | Juvenile |
|-----------------------|----------|----------|
| Bad Checks | 0 | 0 |
| Curfew/Vagrancy | 0 | 0 |
| Disorderly Conduct | 0 | 0 |
| DUI | 2 | 0 |
| Drunkenness | 1 | 0 |
| Family-Non Violent | 0 | 0 |
| Liquor Law Violations | 0 | 0 |
| Peeping Tom | 0 | 0 |
| Runaway | 0 | 0 |
| Trespass | 1 | 0 |
| All Other Offenses | 4 | 0 |
| Total Group B | 8 | 0 |

| TIBRS Group A Offenses | Offenses | | Arrests | |
|------------------------------------|-----------|----------|----------|----------|
| | Reported | Cleared | Adult | Juvenile |
| Crimes Against Persons | | | | |
| Murder | 0 | 0 | 0 | 0 |
| Negligent Manslaughter | 0 | 0 | 0 | 0 |
| Kidnaping/Abduction | 0 | 0 | 0 | 0 |
| Forcible Rape | 0 | 0 | 0 | 0 |
| Forcible Sodomy | 0 | 0 | 0 | 0 |
| Sexual Assault W/Object | 0 | 0 | 0 | 0 |
| Forcible Fondling | 0 | 0 | 0 | 0 |
| Incest | 0 | 0 | 0 | 0 |
| Statutory Rape | 0 | 0 | 0 | 0 |
| Aggravated Assault | 2 | 2 | 2 | 0 |
| Simple Assault | 1 | 1 | 1 | 0 |
| Intimidation | 0 | 0 | 0 | 0 |
| Stalking | 0 | 0 | 0 | 0 |
| Crimes Against Property | | | | |
| Arson | 0 | 0 | 0 | 0 |
| Bribery | 0 | 0 | 0 | 0 |
| Burglary | 11 | 0 | 0 | 0 |
| Counterfeiting/Forgery | 0 | 0 | 0 | 0 |
| Destruction/Damage/Vandalism | 4 | 0 | 0 | 0 |
| Embezzlement | 0 | 0 | 0 | 0 |
| Extortion/Blackmail | 0 | 0 | 0 | 0 |
| Fraud - False Pretenses | 3 | 0 | 0 | 0 |
| Fraud - Credit Card/ATM | 0 | 0 | 0 | 0 |
| Fraud - Impersonation | 0 | 0 | 0 | 0 |
| Fraud - Welfare | 0 | 0 | 0 | 0 |
| Fraud - Wire | 0 | 0 | 0 | 0 |
| Motor Vehicle Theft | 3 | 1 | 1 | 0 |
| Robbery | 0 | 0 | 0 | 0 |
| Stolen Property Offenses | 0 | 0 | 0 | 0 |
| Theft - Pocket-picking | 0 | 0 | 0 | 0 |
| Theft - Purse Snatching | 0 | 0 | 0 | 0 |
| Theft - Shoplifting | 2 | 1 | 1 | 0 |
| Theft From Building | 1 | 0 | 0 | 0 |
| Theft From Coin Machine | 2 | 0 | 0 | 0 |
| Theft From Motor Vehicle | 0 | 0 | 0 | 0 |
| Theft of Motor Vehicle Parts | 0 | 0 | 0 | 0 |
| Theft - All Other Larceny | 3 | 1 | 1 | 0 |
| Crimes Against Society | | | | |
| Drug/Narcotic Violations | 1 | 1 | 1 | 0 |
| Drug/Narcotic Equipment Violations | 1 | 1 | 1 | 0 |
| Gambling - Betting/Wagering | 0 | 0 | 0 | 0 |
| Gambling - Operating/Promoting | 0 | 0 | 0 | 0 |
| Gambling - Equipment Violations | 0 | 0 | 0 | 0 |
| Gambling - Sports Tampering | 0 | 0 | 0 | 0 |
| Pornography/Obscene Material | 0 | 0 | 0 | 0 |
| Prostitution | 0 | 0 | 0 | 0 |
| Prostitution Assisting/Promoting | 0 | 0 | 0 | 0 |
| Weapon Law Violations | 1 | 1 | 1 | 0 |
| Total Group A Offenses | 35 | 9 | 9 | 0 |



Tracy City Police Department - 2007

2006 Population Estimate 1,684

Offense Overview

Offense Total 17
 Number Cleared 1
 Percent Cleared 5.88 %

Group A Crimes per 100,000 population 1,009.5

Arrest Overview

Total Arrests 8
 Adult Arrests 8
 Juvenile Arrests 0
 Unknown Age 0

Arrests per 100,000 population 475.1

Average number offenses/incident 1.00

Domestic Violence Victims

| Offense | Total | Arrests |
|-------------------------|----------|----------|
| Murder | 0 | 0 |
| Aggravated Assault | 2 | 1 |
| Simple Assault | 1 | 0 |
| Intimidation | 0 | 0 |
| Stalking | 0 | 0 |
| Forcible Rape | 0 | 0 |
| Forcible Sodomy | 0 | 0 |
| Sexual Assault W/Object | 0 | 0 |
| Forcible Fondling | 0 | 0 |
| Incest | 0 | 0 |
| Statutory Rape | 0 | 0 |
| Kidnaping/Abduction | 0 | 0 |
| Total | 3 | 1 |

TIBRS Group B Arrests

| Offense | Adult | Juvenile |
|-----------------------|----------|----------|
| Bad Checks | 0 | 0 |
| Curfew/Vagrancy | 0 | 0 |
| Disorderly Conduct | 3 | 0 |
| DUI | 0 | 0 |
| Drunkenness | 2 | 0 |
| Family-Non Violent | 0 | 0 |
| Liquor Law Violations | 0 | 0 |
| Peeping Tom | 0 | 0 |
| Runaway | 0 | 0 |
| Trespass | 0 | 0 |
| All Other Offenses | 2 | 0 |
| Total Group B | 7 | 0 |

| TIBRS Group A Offenses | Offenses | | Arrests | |
|------------------------------------|-----------|----------|----------|----------|
| | Reported | Cleared | Adult | Juvenile |
| Crimes Against Persons | | | | |
| Murder | 0 | 0 | 0 | 0 |
| Negligent Manslaughter | 0 | 0 | 0 | 0 |
| Kidnaping/Abduction | 0 | 0 | 0 | 0 |
| Forcible Rape | 1 | 0 | 0 | 0 |
| Forcible Sodomy | 0 | 0 | 0 | 0 |
| Sexual Assault W/Object | 0 | 0 | 0 | 0 |
| Forcible Fondling | 0 | 0 | 0 | 0 |
| Incest | 0 | 0 | 0 | 0 |
| Statutory Rape | 0 | 0 | 0 | 0 |
| Aggravated Assault | 5 | 1 | 1 | 0 |
| Simple Assault | 2 | 0 | 0 | 0 |
| Intimidation | 1 | 0 | 0 | 0 |
| Stalking | 0 | 0 | 0 | 0 |
| Crimes Against Property | | | | |
| Arson | 0 | 0 | 0 | 0 |
| Bribery | 0 | 0 | 0 | 0 |
| Burglary | 2 | 0 | 0 | 0 |
| Counterfeiting/Forgery | 0 | 0 | 0 | 0 |
| Destruction/Damage/Vandalism | 2 | 0 | 0 | 0 |
| Embezzlement | 0 | 0 | 0 | 0 |
| Extortion/Blackmail | 0 | 0 | 0 | 0 |
| Fraud - False Pretenses | 0 | 0 | 0 | 0 |
| Fraud - Credit Card/ATM | 0 | 0 | 0 | 0 |
| Fraud - Impersonation | 0 | 0 | 0 | 0 |
| Fraud - Welfare | 0 | 0 | 0 | 0 |
| Fraud - Wire | 0 | 0 | 0 | 0 |
| Motor Vehicle Theft | 1 | 0 | 0 | 0 |
| Robbery | 0 | 0 | 0 | 0 |
| Stolen Property Offenses | 0 | 0 | 0 | 0 |
| Theft - Pocket-picking | 0 | 0 | 0 | 0 |
| Theft - Purse Snatching | 0 | 0 | 0 | 0 |
| Theft - Shoplifting | 0 | 0 | 0 | 0 |
| Theft From Building | 0 | 0 | 0 | 0 |
| Theft From Coin Machine | 0 | 0 | 0 | 0 |
| Theft From Motor Vehicle | 1 | 0 | 0 | 0 |
| Theft of Motor Vehicle Parts | 0 | 0 | 0 | 0 |
| Theft - All Other Larceny | 2 | 0 | 0 | 0 |
| Crimes Against Society | | | | |
| Drug/Narcotic Violations | 0 | 0 | 0 | 0 |
| Drug/Narcotic Equipment Violations | 0 | 0 | 0 | 0 |
| Gambling - Betting/Wagering | 0 | 0 | 0 | 0 |
| Gambling - Operating/Promoting | 0 | 0 | 0 | 0 |
| Gambling - Equipment Violations | 0 | 0 | 0 | 0 |
| Gambling - Sports Tampering | 0 | 0 | 0 | 0 |
| Pornography/Obscene Material | 0 | 0 | 0 | 0 |
| Prostitution | 0 | 0 | 0 | 0 |
| Prostitution Assisting/Promoting | 0 | 0 | 0 | 0 |
| Weapon Law Violations | 0 | 0 | 0 | 0 |
| Total Group A Offenses | 17 | 1 | 1 | 0 |



Trenton Police Department - 2007

2006 Population Estimate 4,557

Offense Overview

Offense Total 399
 Number Cleared 138
 Percent Cleared 34.59 %

Group A Crimes per 100,000 population 8,755.8

Arrest Overview

Total Arrests 473
 Adult Arrests 460
 Juvenile Arrests 13
 Unknown Age 0

Arrests per 100,000 population 10,379.6

Average number offenses/incident 1.01

Domestic Violence Victims

| Offense | Total | Arrests |
|-------------------------|-----------|-----------|
| Murder | 0 | 0 |
| Aggravated Assault | 2 | 2 |
| Simple Assault | 16 | 15 |
| Intimidation | 3 | 3 |
| Stalking | 0 | 0 |
| Forcible Rape | 0 | 0 |
| Forcible Sodomy | 0 | 0 |
| Sexual Assault W/Object | 0 | 0 |
| Forcible Fondling | 0 | 0 |
| Incest | 0 | 0 |
| Statutory Rape | 0 | 0 |
| Kidnaping/Abduction | 1 | 1 |
| Total | 22 | 21 |

TIBRS Group B Arrests

| Offense | Adult | Juvenile |
|-----------------------|------------|----------|
| Bad Checks | 140 | 0 |
| Curfew/Vagrancy | 0 | 0 |
| Disorderly Conduct | 10 | 2 |
| DUI | 24 | 0 |
| Drunkenness | 34 | 0 |
| Family-Non Violent | 0 | 0 |
| Liquor Law Violations | 8 | 3 |
| Peeping Tom | 0 | 0 |
| Runaway | 0 | 0 |
| Trespass | 4 | 0 |
| All Other Offenses | 105 | 1 |
| Total Group B | 325 | 6 |

| TIBRS Group A Offenses | Offenses | | Arrests | |
|------------------------------------|------------|------------|------------|----------|
| | Reported | Cleared | Adult | Juvenile |
| Crimes Against Persons | | | | |
| Murder | 0 | 0 | 0 | 0 |
| Negligent Manslaughter | 0 | 0 | 0 | 0 |
| Kidnaping/Abduction | 1 | 1 | 1 | 0 |
| Forcible Rape | 1 | 0 | 0 | 0 |
| Forcible Sodomy | 0 | 0 | 0 | 0 |
| Sexual Assault W/Object | 0 | 0 | 0 | 0 |
| Forcible Fondling | 0 | 0 | 0 | 0 |
| Incest | 0 | 0 | 0 | 0 |
| Statutory Rape | 0 | 0 | 0 | 0 |
| Aggravated Assault | 18 | 5 | 5 | 0 |
| Simple Assault | 79 | 30 | 28 | 3 |
| Intimidation | 35 | 10 | 8 | 0 |
| Stalking | 1 | 0 | 0 | 0 |
| Crimes Against Property | | | | |
| Arson | 0 | 0 | 0 | 0 |
| Bribery | 0 | 0 | 0 | 0 |
| Burglary | 33 | 2 | 2 | 0 |
| Counterfeiting/Forgery | 15 | 5 | 5 | 0 |
| Destruction/Damage/Vandalism | 32 | 3 | 2 | 0 |
| Embezzlement | 0 | 0 | 0 | 0 |
| Extortion/Blackmail | 0 | 0 | 0 | 0 |
| Fraud - False Pretenses | 4 | 3 | 3 | 0 |
| Fraud - Credit Card/ATM | 0 | 0 | 0 | 0 |
| Fraud - Impersonation | 4 | 0 | 0 | 0 |
| Fraud - Welfare | 0 | 0 | 0 | 0 |
| Fraud - Wire | 0 | 0 | 0 | 0 |
| Motor Vehicle Theft | 6 | 2 | 2 | 0 |
| Robbery | 1 | 1 | 1 | 0 |
| Stolen Property Offenses | 0 | 0 | 0 | 0 |
| Theft - Pocket-picking | 0 | 0 | 0 | 0 |
| Theft - Purse Snatching | 0 | 0 | 0 | 0 |
| Theft - Shoplifting | 25 | 18 | 17 | 1 |
| Theft From Building | 3 | 2 | 4 | 0 |
| Theft From Coin Machine | 0 | 0 | 0 | 0 |
| Theft From Motor Vehicle | 29 | 13 | 15 | 0 |
| Theft of Motor Vehicle Parts | 3 | 0 | 0 | 0 |
| Theft - All Other Larceny | 69 | 3 | 3 | 0 |
| Crimes Against Society | | | | |
| Drug/Narcotic Violations | 34 | 34 | 33 | 2 |
| Drug/Narcotic Equipment Violations | 4 | 4 | 4 | 0 |
| Gambling - Betting/Wagering | 0 | 0 | 0 | 0 |
| Gambling - Operating/Promoting | 0 | 0 | 0 | 0 |
| Gambling - Equipment Violations | 0 | 0 | 0 | 0 |
| Gambling - Sports Tampering | 0 | 0 | 0 | 0 |
| Pornography/Obscene Material | 0 | 0 | 0 | 0 |
| Prostitution | 0 | 0 | 0 | 0 |
| Prostitution Assisting/Promoting | 0 | 0 | 0 | 0 |
| Weapon Law Violations | 2 | 2 | 2 | 1 |
| Total Group A Offenses | 399 | 138 | 135 | 7 |



2006 Population Estimate 892

Offense Overview

Offense Total 84
Number Cleared 56
Percent Cleared 66.67 %

Group A Crimes per 100,000 population 9,417.0

Arrest Overview

Total Arrests 50
Adult Arrests 49
Juvenile Arrests 1
Unknown Age 0

Arrests per 100,000 population 5,605.4

Average number offenses/incident 1.35

Domestic Violence Victims

| Offense | Total | Arrests |
|-------------------------|-----------|-----------|
| Murder | 0 | 0 |
| Aggravated Assault | 3 | 3 |
| Simple Assault | 8 | 7 |
| Intimidation | 0 | 0 |
| Stalking | 0 | 0 |
| Forcible Rape | 0 | 0 |
| Forcible Sodomy | 1 | 0 |
| Sexual Assault W/Object | 0 | 0 |
| Forcible Fondling | 0 | 0 |
| Incest | 0 | 0 |
| Statutory Rape | 0 | 0 |
| Kidnaping/Abduction | 0 | 0 |
| Total | 12 | 10 |

TIBRS Group B Arrests

| Offense | Adult | Juvenile |
|-----------------------|----------|----------|
| Bad Checks | 0 | 0 |
| Curfew/Vagrancy | 0 | 1 |
| Disorderly Conduct | 1 | 0 |
| DUI | 2 | 0 |
| Drunkenness | 0 | 0 |
| Family-Non Violent | 0 | 0 |
| Liquor Law Violations | 1 | 0 |
| Peeping Tom | 0 | 0 |
| Runaway | 0 | 0 |
| Trespass | 0 | 0 |
| All Other Offenses | 4 | 0 |
| Total Group B | 8 | 1 |

| TIBRS Group A Offenses | Offenses | | Arrests | |
|------------------------------------|-----------|-----------|-----------|----------|
| | Reported | Cleared | Adult | Juvenile |
| Crimes Against Persons | | | | |
| Murder | 0 | 0 | 0 | 0 |
| Negligent Manslaughter | 0 | 0 | 0 | 0 |
| Kidnaping/Abduction | 1 | 1 | 0 | 0 |
| Forcible Rape | 0 | 0 | 0 | 0 |
| Forcible Sodomy | 1 | 0 | 0 | 0 |
| Sexual Assault W/Object | 0 | 0 | 0 | 0 |
| Forcible Fondling | 0 | 0 | 0 | 0 |
| Incest | 0 | 0 | 0 | 0 |
| Statutory Rape | 0 | 0 | 0 | 0 |
| Aggravated Assault | 7 | 7 | 7 | 0 |
| Simple Assault | 8 | 8 | 7 | 0 |
| Intimidation | 0 | 0 | 0 | 0 |
| Stalking | 0 | 0 | 0 | 0 |
| Crimes Against Property | | | | |
| Arson | 1 | 0 | 0 | 0 |
| Bribery | 0 | 0 | 0 | 0 |
| Burglary | 9 | 4 | 3 | 0 |
| Counterfeiting/Forgery | 1 | 1 | 1 | 0 |
| Destruction/Damage/Vandalism | 11 | 4 | 0 | 0 |
| Embezzlement | 0 | 0 | 0 | 0 |
| Extortion/Blackmail | 0 | 0 | 0 | 0 |
| Fraud - False Pretenses | 2 | 2 | 1 | 0 |
| Fraud - Credit Card/ATM | 0 | 0 | 0 | 0 |
| Fraud - Impersonation | 0 | 0 | 0 | 0 |
| Fraud - Welfare | 0 | 0 | 0 | 0 |
| Fraud - Wire | 0 | 0 | 0 | 0 |
| Motor Vehicle Theft | 3 | 0 | 0 | 0 |
| Robbery | 1 | 1 | 1 | 0 |
| Stolen Property Offenses | 0 | 0 | 0 | 0 |
| Theft - Pocket-picking | 0 | 0 | 0 | 0 |
| Theft - Purse Snatching | 0 | 0 | 0 | 0 |
| Theft - Shoplifting | 0 | 0 | 0 | 0 |
| Theft From Building | 18 | 15 | 12 | 0 |
| Theft From Coin Machine | 0 | 0 | 0 | 0 |
| Theft From Motor Vehicle | 0 | 0 | 0 | 0 |
| Theft of Motor Vehicle Parts | 1 | 0 | 0 | 0 |
| Theft - All Other Larceny | 9 | 2 | 1 | 0 |
| Crimes Against Society | | | | |
| Drug/Narcotic Violations | 6 | 6 | 4 | 0 |
| Drug/Narcotic Equipment Violations | 4 | 4 | 4 | 0 |
| Gambling - Betting/Wagering | 0 | 0 | 0 | 0 |
| Gambling - Operating/Promoting | 0 | 0 | 0 | 0 |
| Gambling - Equipment Violations | 0 | 0 | 0 | 0 |
| Gambling - Sports Tampering | 0 | 0 | 0 | 0 |
| Pornography/Obscene Material | 0 | 0 | 0 | 0 |
| Prostitution | 0 | 0 | 0 | 0 |
| Prostitution Assisting/Promoting | 0 | 0 | 0 | 0 |
| Weapon Law Violations | 1 | 1 | 0 | 0 |
| Total Group A Offenses | 84 | 56 | 41 | 0 |



Trimble Police Department - 2007

2006 Population Estimate 727

Offense Overview

Offense Total 38
Number Cleared 15
Percent Cleared 39.47 %

Group A Crimes per 100,000 population 5,227.0

Arrest Overview

Total Arrests 21
Adult Arrests 9
Juvenile Arrests 12
Unknown Age 0

Arrests per 100,000 population 2,888.6

Average number offenses/incident 1.06

Domestic Violence Victims

| Offense | Total | Arrests |
|-------------------------|----------|----------|
| Murder | 0 | 0 |
| Aggravated Assault | 0 | 0 |
| Simple Assault | 6 | 2 |
| Intimidation | 1 | 0 |
| Stalking | 1 | 0 |
| Forcible Rape | 0 | 0 |
| Forcible Sodomy | 0 | 0 |
| Sexual Assault W/Object | 0 | 0 |
| Forcible Fondling | 0 | 0 |
| Incest | 0 | 0 |
| Statutory Rape | 0 | 0 |
| Kidnaping/Abduction | 1 | 1 |
| Total | 9 | 3 |

TIBRS Group B Arrests

| Offense | Adult | Juvenile |
|-----------------------|----------|----------|
| Bad Checks | 0 | 0 |
| Curfew/Vagrancy | 0 | 1 |
| Disorderly Conduct | 0 | 0 |
| DUI | 1 | 0 |
| Drunkenness | 0 | 0 |
| Family-Non Violent | 0 | 0 |
| Liquor Law Violations | 0 | 0 |
| Peeping Tom | 0 | 0 |
| Runaway | 0 | 0 |
| Trespass | 0 | 2 |
| All Other Offenses | 0 | 3 |
| Total Group B | 1 | 6 |

| TIBRS Group A Offenses | Offenses | | Arrests | |
|------------------------------------|-----------|-----------|----------|----------|
| | Reported | Cleared | Adult | Juvenile |
| Crimes Against Persons | | | | |
| Murder | 0 | 0 | 0 | 0 |
| Negligent Manslaughter | 0 | 0 | 0 | 0 |
| Kidnaping/Abduction | 1 | 1 | 1 | 0 |
| Forcible Rape | 0 | 0 | 0 | 0 |
| Forcible Sodomy | 0 | 0 | 0 | 0 |
| Sexual Assault W/Object | 0 | 0 | 0 | 0 |
| Forcible Fondling | 0 | 0 | 0 | 0 |
| Incest | 0 | 0 | 0 | 0 |
| Statutory Rape | 0 | 0 | 0 | 0 |
| Aggravated Assault | 0 | 0 | 0 | 0 |
| Simple Assault | 10 | 5 | 3 | 2 |
| Intimidation | 5 | 3 | 2 | 0 |
| Stalking | 3 | 2 | 0 | 3 |
| Crimes Against Property | | | | |
| Arson | 0 | 0 | 0 | 0 |
| Bribery | 0 | 0 | 0 | 0 |
| Burglary | 0 | 0 | 0 | 0 |
| Counterfeiting/Forgery | 1 | 1 | 0 | 0 |
| Destruction/Damage/Vandalism | 10 | 1 | 0 | 1 |
| Embezzlement | 0 | 0 | 0 | 0 |
| Extortion/Blackmail | 0 | 0 | 0 | 0 |
| Fraud - False Pretenses | 0 | 0 | 0 | 0 |
| Fraud - Credit Card/ATM | 0 | 0 | 0 | 0 |
| Fraud - Impersonation | 1 | 0 | 0 | 0 |
| Fraud - Welfare | 0 | 0 | 0 | 0 |
| Fraud - Wire | 0 | 0 | 0 | 0 |
| Motor Vehicle Theft | 0 | 0 | 0 | 0 |
| Robbery | 0 | 0 | 0 | 0 |
| Stolen Property Offenses | 0 | 0 | 0 | 0 |
| Theft - Pocket-picking | 0 | 0 | 0 | 0 |
| Theft - Purse Snatching | 0 | 0 | 0 | 0 |
| Theft - Shoplifting | 1 | 0 | 0 | 0 |
| Theft From Building | 0 | 0 | 0 | 0 |
| Theft From Coin Machine | 0 | 0 | 0 | 0 |
| Theft From Motor Vehicle | 1 | 0 | 0 | 0 |
| Theft of Motor Vehicle Parts | 1 | 0 | 0 | 0 |
| Theft - All Other Larceny | 4 | 2 | 2 | 0 |
| Crimes Against Society | | | | |
| Drug/Narcotic Violations | 0 | 0 | 0 | 0 |
| Drug/Narcotic Equipment Violations | 0 | 0 | 0 | 0 |
| Gambling - Betting/Wagering | 0 | 0 | 0 | 0 |
| Gambling - Operating/Promoting | 0 | 0 | 0 | 0 |
| Gambling - Equipment Violations | 0 | 0 | 0 | 0 |
| Gambling - Sports Tampering | 0 | 0 | 0 | 0 |
| Pornography/Obscene Material | 0 | 0 | 0 | 0 |
| Prostitution | 0 | 0 | 0 | 0 |
| Prostitution Assisting/Promoting | 0 | 0 | 0 | 0 |
| Weapon Law Violations | 0 | 0 | 0 | 0 |
| Total Group A Offenses | 38 | 15 | 8 | 6 |



Troy Police Department - 2007

2006 Population Estimate 1,245

Offense Overview

Offense Total 97
 Number Cleared 32
 Percent Cleared 32.99 %
 Group A Crimes per 100,000 population 7,791.2

Arrest Overview

Total Arrests 49
 Adult Arrests 47
 Juvenile Arrests 2
 Unknown Age 0
 Arrests per 100,000 population 3,935.7
 Average number offenses/incident 1.07

Domestic Violence Victims

| Offense | Total | Arrests |
|-------------------------|----------|----------|
| Murder | 0 | 0 |
| Aggravated Assault | 1 | 1 |
| Simple Assault | 6 | 5 |
| Intimidation | 2 | 2 |
| Stalking | 0 | 0 |
| Forcible Rape | 0 | 0 |
| Forcible Sodomy | 0 | 0 |
| Sexual Assault W/Object | 0 | 0 |
| Forcible Fondling | 0 | 0 |
| Incest | 0 | 0 |
| Statutory Rape | 0 | 0 |
| Kidnaping/Abduction | 0 | 0 |
| Total | 9 | 8 |

TIBRS Group B Arrests

| Offense | Adult | Juvenile |
|-----------------------|-----------|----------|
| Bad Checks | 23 | 0 |
| Curfew/Vagrancy | 0 | 0 |
| Disorderly Conduct | 0 | 1 |
| DUI | 1 | 0 |
| Drunkenness | 3 | 0 |
| Family-Non Violent | 0 | 0 |
| Liquor Law Violations | 0 | 0 |
| Peeping Tom | 0 | 0 |
| Runaway | 0 | 1 |
| Trespass | 0 | 0 |
| All Other Offenses | 2 | 0 |
| Total Group B | 29 | 2 |

| TIBRS Group A Offenses | Offenses | | Arrests | |
|------------------------------------|-----------|-----------|-----------|----------|
| | Reported | Cleared | Adult | Juvenile |
| Crimes Against Persons | | | | |
| Murder | 0 | 0 | 0 | 0 |
| Negligent Manslaughter | 0 | 0 | 0 | 0 |
| Kidnaping/Abduction | 0 | 0 | 0 | 0 |
| Forcible Rape | 0 | 0 | 0 | 0 |
| Forcible Sodomy | 0 | 0 | 0 | 0 |
| Sexual Assault W/Object | 0 | 0 | 0 | 0 |
| Forcible Fondling | 0 | 0 | 0 | 0 |
| Incest | 0 | 0 | 0 | 0 |
| Statutory Rape | 0 | 0 | 0 | 0 |
| Aggravated Assault | 3 | 3 | 2 | 0 |
| Simple Assault | 17 | 11 | 5 | 0 |
| Intimidation | 9 | 2 | 2 | 0 |
| Stalking | 0 | 0 | 0 | 0 |
| Crimes Against Property | | | | |
| Arson | 0 | 0 | 0 | 0 |
| Bribery | 0 | 0 | 0 | 0 |
| Burglary | 6 | 2 | 2 | 0 |
| Counterfeiting/Forgery | 8 | 2 | 1 | 0 |
| Destruction/Damage/Vandalism | 22 | 1 | 0 | 0 |
| Embezzlement | 0 | 0 | 0 | 0 |
| Extortion/Blackmail | 0 | 0 | 0 | 0 |
| Fraud - False Pretenses | 1 | 0 | 0 | 0 |
| Fraud - Credit Card/ATM | 0 | 0 | 0 | 0 |
| Fraud - Impersonation | 0 | 0 | 0 | 0 |
| Fraud - Welfare | 0 | 0 | 0 | 0 |
| Fraud - Wire | 0 | 0 | 0 | 0 |
| Motor Vehicle Theft | 2 | 2 | 0 | 0 |
| Robbery | 0 | 0 | 0 | 0 |
| Stolen Property Offenses | 1 | 0 | 0 | 0 |
| Theft - Pocket-picking | 0 | 0 | 0 | 0 |
| Theft - Purse Snatching | 1 | 0 | 0 | 0 |
| Theft - Shoplifting | 2 | 1 | 1 | 0 |
| Theft From Building | 5 | 0 | 0 | 0 |
| Theft From Coin Machine | 0 | 0 | 0 | 0 |
| Theft From Motor Vehicle | 2 | 0 | 0 | 0 |
| Theft of Motor Vehicle Parts | 3 | 1 | 1 | 0 |
| Theft - All Other Larceny | 9 | 1 | 1 | 0 |
| Crimes Against Society | | | | |
| Drug/Narcotic Violations | 3 | 3 | 1 | 0 |
| Drug/Narcotic Equipment Violations | 1 | 1 | 1 | 0 |
| Gambling - Betting/Wagering | 0 | 0 | 0 | 0 |
| Gambling - Operating/Promoting | 0 | 0 | 0 | 0 |
| Gambling - Equipment Violations | 0 | 0 | 0 | 0 |
| Gambling - Sports Tampering | 0 | 0 | 0 | 0 |
| Pornography/Obscene Material | 0 | 0 | 0 | 0 |
| Prostitution | 0 | 0 | 0 | 0 |
| Prostitution Assisting/Promoting | 0 | 0 | 0 | 0 |
| Weapon Law Violations | 2 | 2 | 1 | 0 |
| Total Group A Offenses | 97 | 32 | 18 | 0 |



Tullahoma Police Department - 2007

2006 Population Estimate **18,913**

Offense Overview

Offense Total 2,120

Number Cleared 857

Percent Cleared 40.42 %

Group A Crimes per 100,000
population 11,209.2

Arrest Overview

Total Arrests 1,237

Adult Arrests 1,146

Juvenile Arrests 91

Unknown Age 0

Arrests per 100,000 population 6,540.5

Average number offenses/incident 1.06

Domestic Violence Victims

| Offense | Total | Arrests |
|-------------------------|------------|------------|
| Murder | 0 | 0 |
| Aggravated Assault | 47 | 33 |
| Simple Assault | 180 | 106 |
| Intimidation | 19 | 8 |
| Stalking | 2 | 0 |
| Forcible Rape | 2 | 1 |
| Forcible Sodomy | 0 | 0 |
| Sexual Assault W/Object | 0 | 0 |
| Forcible Fondling | 2 | 1 |
| Incest | 1 | 1 |
| Statutory Rape | 0 | 0 |
| Kidnaping/Abduction | 0 | 0 |
| Total | 253 | 150 |

TIBRS Group B Arrests

| Offense | Adult | Juvenile |
|-----------------------|------------|-----------|
| Bad Checks | 9 | 0 |
| Curfew/Vagrancy | 3 | 2 |
| Disorderly Conduct | 36 | 2 |
| DUI | 106 | 0 |
| Drunkenness | 125 | 1 |
| Family-Non Violent | 12 | 0 |
| Liquor Law Violations | 109 | 12 |
| Peeping Tom | 1 | 0 |
| Runaway | 0 | 1 |
| Trespass | 15 | 0 |
| All Other Offenses | 82 | 5 |
| Total Group B | 498 | 23 |

| TIBRS Group A Offenses | Offenses | | Arrests | |
|------------------------------------|--------------|------------|------------|-----------|
| | Reported | Cleared | Adult | Juvenile |
| Crimes Against Persons | | | | |
| Murder | 0 | 0 | 0 | 0 |
| Negligent Manslaughter | 0 | 0 | 0 | 0 |
| Kidnaping/Abduction | 3 | 2 | 1 | 0 |
| Forcible Rape | 7 | 5 | 3 | 1 |
| Forcible Sodomy | 0 | 0 | 0 | 0 |
| Sexual Assault W/Object | 0 | 0 | 0 | 0 |
| Forcible Fondling | 10 | 3 | 2 | 0 |
| Incest | 1 | 1 | 1 | 0 |
| Statutory Rape | 1 | 1 | 1 | 0 |
| Aggravated Assault | 103 | 61 | 49 | 1 |
| Simple Assault | 340 | 192 | 122 | 8 |
| Intimidation | 69 | 29 | 10 | 2 |
| Stalking | 5 | 1 | 1 | 0 |
| Crimes Against Property | | | | |
| Arson | 7 | 1 | 1 | 0 |
| Bribery | 0 | 0 | 0 | 0 |
| Burglary | 208 | 29 | 15 | 9 |
| Counterfeiting/Forgery | 21 | 9 | 8 | 0 |
| Destruction/Damage/Vandalism | 279 | 39 | 13 | 8 |
| Embezzlement | 11 | 5 | 4 | 0 |
| Extortion/Blackmail | 0 | 0 | 0 | 0 |
| Fraud - False Pretenses | 53 | 13 | 11 | 0 |
| Fraud - Credit Card/ATM | 18 | 4 | 1 | 1 |
| Fraud - Impersonation | 4 | 1 | 1 | 0 |
| Fraud - Welfare | 1 | 0 | 0 | 0 |
| Fraud - Wire | 2 | 0 | 0 | 0 |
| Motor Vehicle Theft | 47 | 11 | 2 | 3 |
| Robbery | 17 | 5 | 5 | 1 |
| Stolen Property Offenses | 2 | 1 | 2 | 0 |
| Theft - Pocket-picking | 0 | 0 | 0 | 0 |
| Theft - Purse Snatching | 1 | 0 | 0 | 0 |
| Theft - Shoplifting | 158 | 130 | 135 | 18 |
| Theft From Building | 118 | 17 | 13 | 0 |
| Theft From Coin Machine | 1 | 0 | 0 | 0 |
| Theft From Motor Vehicle | 98 | 7 | 4 | 2 |
| Theft of Motor Vehicle Parts | 85 | 5 | 6 | 2 |
| Theft - All Other Larceny | 171 | 19 | 15 | 3 |
| Crimes Against Society | | | | |
| Drug/Narcotic Violations | 178 | 172 | 175 | 8 |
| Drug/Narcotic Equipment Violations | 83 | 78 | 36 | 0 |
| Gambling - Betting/Wagering | 0 | 0 | 0 | 0 |
| Gambling - Operating/Promoting | 0 | 0 | 0 | 0 |
| Gambling - Equipment Violations | 0 | 0 | 0 | 0 |
| Gambling - Sports Tampering | 0 | 0 | 0 | 0 |
| Pornography/Obscene Material | 1 | 0 | 0 | 0 |
| Prostitution | 0 | 0 | 0 | 0 |
| Prostitution Assisting/Promoting | 0 | 0 | 0 | 0 |
| Weapon Law Violations | 17 | 16 | 11 | 1 |
| Total Group A Offenses | 2,120 | 857 | 648 | 68 |



Tusculum Police Department - 2007

2006 Population Estimate 2,227

Offense Overview

Offense Total 58
 Number Cleared 26
 Percent Cleared 44.83 %

Group A Crimes per 100,000 population 2,604.4

Arrest Overview

Total Arrests 92
 Adult Arrests 89
 Juvenile Arrests 3
 Unknown Age 0

Arrests per 100,000 population 4,131.1

Average number offenses/incident 1.00

Domestic Violence Victims

| Offense | Total | Arrests |
|-------------------------|----------|----------|
| Murder | 0 | 0 |
| Aggravated Assault | 0 | 0 |
| Simple Assault | 2 | 0 |
| Intimidation | 0 | 0 |
| Stalking | 0 | 0 |
| Forcible Rape | 0 | 0 |
| Forcible Sodomy | 0 | 0 |
| Sexual Assault W/Object | 0 | 0 |
| Forcible Fondling | 0 | 0 |
| Incest | 0 | 0 |
| Statutory Rape | 0 | 0 |
| Kidnaping/Abduction | 0 | 0 |
| Total | 2 | 0 |

TIBRS Group B Arrests

| Offense | Adult | Juvenile |
|-----------------------|-----------|----------|
| Bad Checks | 0 | 0 |
| Curfew/Vagrancy | 0 | 0 |
| Disorderly Conduct | 1 | 0 |
| DUI | 29 | 0 |
| Drunkenness | 30 | 3 |
| Family-Non Violent | 0 | 0 |
| Liquor Law Violations | 2 | 0 |
| Peeping Tom | 0 | 0 |
| Runaway | 0 | 0 |
| Trespass | 0 | 0 |
| All Other Offenses | 1 | 0 |
| Total Group B | 63 | 3 |

| TIBRS Group A Offenses | Offenses | | Arrests | |
|------------------------------------|-----------|-----------|-----------|----------|
| | Reported | Cleared | Adult | Juvenile |
| Crimes Against Persons | | | | |
| Murder | 0 | 0 | 0 | 0 |
| Negligent Manslaughter | 0 | 0 | 0 | 0 |
| Kidnaping/Abduction | 0 | 0 | 0 | 0 |
| Forcible Rape | 0 | 0 | 0 | 0 |
| Forcible Sodomy | 0 | 0 | 0 | 0 |
| Sexual Assault W/Object | 0 | 0 | 0 | 0 |
| Forcible Fondling | 1 | 0 | 0 | 0 |
| Incest | 0 | 0 | 0 | 0 |
| Statutory Rape | 0 | 0 | 0 | 0 |
| Aggravated Assault | 0 | 0 | 0 | 0 |
| Simple Assault | 3 | 0 | 0 | 0 |
| Intimidation | 2 | 0 | 0 | 0 |
| Stalking | 0 | 0 | 0 | 0 |
| Crimes Against Property | | | | |
| Arson | 0 | 0 | 0 | 0 |
| Bribery | 0 | 0 | 0 | 0 |
| Burglary | 12 | 0 | 0 | 0 |
| Counterfeiting/Forgery | 0 | 0 | 0 | 0 |
| Destruction/Damage/Vandalism | 7 | 0 | 0 | 0 |
| Embezzlement | 0 | 0 | 0 | 0 |
| Extortion/Blackmail | 0 | 0 | 0 | 0 |
| Fraud - False Pretenses | 0 | 0 | 0 | 0 |
| Fraud - Credit Card/ATM | 0 | 0 | 0 | 0 |
| Fraud - Impersonation | 0 | 0 | 0 | 0 |
| Fraud - Welfare | 0 | 0 | 0 | 0 |
| Fraud - Wire | 0 | 0 | 0 | 0 |
| Motor Vehicle Theft | 1 | 0 | 0 | 0 |
| Robbery | 0 | 0 | 0 | 0 |
| Stolen Property Offenses | 0 | 0 | 0 | 0 |
| Theft - Pocket-picking | 0 | 0 | 0 | 0 |
| Theft - Purse Snatching | 0 | 0 | 0 | 0 |
| Theft - Shoplifting | 0 | 0 | 0 | 0 |
| Theft From Building | 4 | 0 | 0 | 0 |
| Theft From Coin Machine | 0 | 0 | 0 | 0 |
| Theft From Motor Vehicle | 2 | 0 | 0 | 0 |
| Theft of Motor Vehicle Parts | 0 | 0 | 0 | 0 |
| Theft - All Other Larceny | 0 | 0 | 0 | 0 |
| Crimes Against Society | | | | |
| Drug/Narcotic Violations | 22 | 22 | 22 | 0 |
| Drug/Narcotic Equipment Violations | 4 | 4 | 4 | 0 |
| Gambling - Betting/Wagering | 0 | 0 | 0 | 0 |
| Gambling - Operating/Promoting | 0 | 0 | 0 | 0 |
| Gambling - Equipment Violations | 0 | 0 | 0 | 0 |
| Gambling - Sports Tampering | 0 | 0 | 0 | 0 |
| Pornography/Obscene Material | 0 | 0 | 0 | 0 |
| Prostitution | 0 | 0 | 0 | 0 |
| Prostitution Assisting/Promoting | 0 | 0 | 0 | 0 |
| Weapon Law Violations | 0 | 0 | 0 | 0 |
| Total Group A Offenses | 58 | 26 | 26 | 0 |



Union City Police Department - 2007

2006 Population Estimate **10,786**

Offense Overview

Offense Total 1,891
 Number Cleared 918
 Percent Cleared 48.55 %

Group A Crimes per 100,000
 population 17,532.0

Arrest Overview

Total Arrests 1,133
 Adult Arrests 1,021
 Juvenile Arrests 112
 Unknown Age 0

Arrests per 100,000 population 10,504.4

Average number offenses/incident 1.13

Domestic Violence Victims

| Offense | Total | Arrests |
|-------------------------|------------|------------|
| Murder | 0 | 0 |
| Aggravated Assault | 23 | 15 |
| Simple Assault | 123 | 92 |
| Intimidation | 20 | 4 |
| Stalking | 3 | 1 |
| Forcible Rape | 0 | 0 |
| Forcible Sodomy | 1 | 1 |
| Sexual Assault W/Object | 0 | 0 |
| Forcible Fondling | 1 | 1 |
| Incest | 0 | 0 |
| Statutory Rape | 3 | 2 |
| Kidnaping/Abduction | 1 | 0 |
| Total | 175 | 116 |

TIBRS Group B Arrests

| Offense | Adult | Juvenile |
|-----------------------|------------|-----------|
| Bad Checks | 0 | 0 |
| Curfew/Vagrancy | 0 | 14 |
| Disorderly Conduct | 8 | 4 |
| DUI | 42 | 0 |
| Drunkenness | 190 | 0 |
| Family-Non Violent | 6 | 0 |
| Liquor Law Violations | 70 | 6 |
| Peeping Tom | 0 | 0 |
| Runaway | 0 | 8 |
| Trespass | 27 | 3 |
| All Other Offenses | 83 | 6 |
| Total Group B | 426 | 41 |

| TIBRS Group A Offenses | Offenses | | Arrests | |
|------------------------------------|--------------|------------|------------|-----------|
| | Reported | Cleared | Adult | Juvenile |
| Crimes Against Persons | | | | |
| Murder | 0 | 0 | 0 | 0 |
| Negligent Manslaughter | 0 | 0 | 0 | 0 |
| Kidnaping/Abduction | 1 | 1 | 0 | 0 |
| Forcible Rape | 2 | 1 | 1 | 0 |
| Forcible Sodomy | 1 | 1 | 1 | 0 |
| Sexual Assault W/Object | 0 | 0 | 0 | 0 |
| Forcible Fondling | 4 | 2 | 1 | 0 |
| Incest | 0 | 0 | 0 | 0 |
| Statutory Rape | 5 | 2 | 2 | 0 |
| Aggravated Assault | 50 | 42 | 29 | 2 |
| Simple Assault | 233 | 176 | 116 | 10 |
| Intimidation | 83 | 38 | 14 | 0 |
| Stalking | 5 | 3 | 2 | 0 |
| Crimes Against Property | | | | |
| Arson | 5 | 1 | 0 | 0 |
| Bribery | 0 | 0 | 0 | 0 |
| Burglary | 134 | 24 | 18 | 2 |
| Counterfeiting/Forgery | 167 | 103 | 78 | 1 |
| Destruction/Damage/Vandalism | 219 | 40 | 16 | 8 |
| Embezzlement | 20 | 18 | 15 | 0 |
| Extortion/Blackmail | 0 | 0 | 0 | 0 |
| Fraud - False Pretenses | 162 | 100 | 23 | 0 |
| Fraud - Credit Card/ATM | 10 | 4 | 4 | 0 |
| Fraud - Impersonation | 3 | 3 | 3 | 0 |
| Fraud - Welfare | 0 | 0 | 0 | 0 |
| Fraud - Wire | 3 | 0 | 0 | 0 |
| Motor Vehicle Theft | 18 | 7 | 6 | 0 |
| Robbery | 7 | 2 | 0 | 2 |
| Stolen Property Offenses | 5 | 5 | 5 | 0 |
| Theft - Pocket-picking | 0 | 0 | 0 | 0 |
| Theft - Purse Snatching | 1 | 0 | 0 | 0 |
| Theft - Shoplifting | 126 | 102 | 88 | 22 |
| Theft From Building | 105 | 31 | 14 | 4 |
| Theft From Coin Machine | 4 | 0 | 0 | 0 |
| Theft From Motor Vehicle | 52 | 10 | 6 | 3 |
| Theft of Motor Vehicle Parts | 74 | 4 | 5 | 0 |
| Theft - All Other Larceny | 217 | 34 | 20 | 8 |
| Crimes Against Society | | | | |
| Drug/Narcotic Violations | 107 | 101 | 102 | 8 |
| Drug/Narcotic Equipment Violations | 56 | 52 | 16 | 1 |
| Gambling - Betting/Wagering | 0 | 0 | 0 | 0 |
| Gambling - Operating/Promoting | 0 | 0 | 0 | 0 |
| Gambling - Equipment Violations | 0 | 0 | 0 | 0 |
| Gambling - Sports Tampering | 0 | 0 | 0 | 0 |
| Pornography/Obscene Material | 0 | 0 | 0 | 0 |
| Prostitution | 0 | 0 | 0 | 0 |
| Prostitution Assisting/Promoting | 1 | 1 | 1 | 0 |
| Weapon Law Violations | 11 | 10 | 9 | 0 |
| Total Group A Offenses | 1,891 | 918 | 595 | 71 |



Vonore City Police Department - 2007

2006 Population Estimate 1,440

Offense Overview

Offense Total 303
 Number Cleared 137
 Percent Cleared 45.21 %

Group A Crimes per 100,000 population 21,041.7

Arrest Overview

Total Arrests 142
 Adult Arrests 133
 Juvenile Arrests 9
 Unknown Age 0

Arrests per 100,000 population 9,861.1

Average number offenses/incident 1.23

Domestic Violence Victims

| Offense | Total | Arrests |
|-------------------------|-----------|-----------|
| Murder | 0 | 0 |
| Aggravated Assault | 5 | 3 |
| Simple Assault | 16 | 5 |
| Intimidation | 16 | 3 |
| Stalking | 0 | 0 |
| Forcible Rape | 0 | 0 |
| Forcible Sodomy | 0 | 0 |
| Sexual Assault W/Object | 0 | 0 |
| Forcible Fondling | 0 | 0 |
| Incest | 0 | 0 |
| Statutory Rape | 0 | 0 |
| Kidnaping/Abduction | 0 | 0 |
| Total | 37 | 11 |

TIBRS Group B Arrests

| Offense | Adult | Juvenile |
|-----------------------|-----------|----------|
| Bad Checks | 0 | 0 |
| Curfew/Vagrancy | 0 | 0 |
| Disorderly Conduct | 0 | 0 |
| DUI | 16 | 0 |
| Drunkenness | 14 | 0 |
| Family-Non Violent | 0 | 0 |
| Liquor Law Violations | 2 | 2 |
| Peeping Tom | 0 | 0 |
| Runaway | 0 | 0 |
| Trespass | 0 | 0 |
| All Other Offenses | 3 | 0 |
| Total Group B | 35 | 2 |

| TIBRS Group A Offenses | Offenses | | Arrests | |
|------------------------------------|------------|------------|-----------|----------|
| | Reported | Cleared | Adult | Juvenile |
| Crimes Against Persons | | | | |
| Murder | 0 | 0 | 0 | 0 |
| Negligent Manslaughter | 0 | 0 | 0 | 0 |
| Kidnaping/Abduction | 2 | 2 | 0 | 0 |
| Forcible Rape | 0 | 0 | 0 | 0 |
| Forcible Sodomy | 0 | 0 | 0 | 0 |
| Sexual Assault W/Object | 0 | 0 | 0 | 0 |
| Forcible Fondling | 0 | 0 | 0 | 0 |
| Incest | 0 | 0 | 0 | 0 |
| Statutory Rape | 0 | 0 | 0 | 0 |
| Aggravated Assault | 11 | 9 | 6 | 0 |
| Simple Assault | 24 | 7 | 5 | 0 |
| Intimidation | 36 | 7 | 5 | 0 |
| Stalking | 0 | 0 | 0 | 0 |
| Crimes Against Property | | | | |
| Arson | 1 | 0 | 0 | 0 |
| Bribery | 0 | 0 | 0 | 0 |
| Burglary | 13 | 2 | 3 | 0 |
| Counterfeiting/Forgery | 17 | 11 | 11 | 0 |
| Destruction/Damage/Vandalism | 16 | 3 | 0 | 3 |
| Embezzlement | 0 | 0 | 0 | 0 |
| Extortion/Blackmail | 0 | 0 | 0 | 0 |
| Fraud - False Pretenses | 22 | 12 | 2 | 0 |
| Fraud - Credit Card/ATM | 0 | 0 | 0 | 0 |
| Fraud - Impersonation | 2 | 2 | 1 | 0 |
| Fraud - Welfare | 0 | 0 | 0 | 0 |
| Fraud - Wire | 0 | 0 | 0 | 0 |
| Motor Vehicle Theft | 7 | 2 | 1 | 0 |
| Robbery | 0 | 0 | 0 | 0 |
| Stolen Property Offenses | 1 | 1 | 1 | 0 |
| Theft - Pocket-picking | 0 | 0 | 0 | 0 |
| Theft - Purse Snatching | 0 | 0 | 0 | 0 |
| Theft - Shoplifting | 21 | 17 | 19 | 0 |
| Theft From Building | 12 | 0 | 0 | 0 |
| Theft From Coin Machine | 1 | 0 | 0 | 0 |
| Theft From Motor Vehicle | 5 | 0 | 0 | 0 |
| Theft of Motor Vehicle Parts | 6 | 0 | 0 | 0 |
| Theft - All Other Larceny | 35 | 3 | 2 | 2 |
| Crimes Against Society | | | | |
| Drug/Narcotic Violations | 50 | 41 | 39 | 2 |
| Drug/Narcotic Equipment Violations | 18 | 15 | 2 | 0 |
| Gambling - Betting/Wagering | 0 | 0 | 0 | 0 |
| Gambling - Operating/Promoting | 0 | 0 | 0 | 0 |
| Gambling - Equipment Violations | 0 | 0 | 0 | 0 |
| Gambling - Sports Tampering | 0 | 0 | 0 | 0 |
| Pornography/Obscene Material | 1 | 1 | 1 | 0 |
| Prostitution | 0 | 0 | 0 | 0 |
| Prostitution Assisting/Promoting | 0 | 0 | 0 | 0 |
| Weapon Law Violations | 2 | 2 | 0 | 0 |
| Total Group A Offenses | 303 | 137 | 98 | 7 |



Wartburg Police Department - 2007

2006 Population Estimate **909**

Offense Overview

Offense Total 34
 Number Cleared 25
 Percent Cleared 73.53 %

Group A Crimes per 100,000 population 3,740.4

Arrest Overview

Total Arrests 40
 Adult Arrests 40
 Juvenile Arrests 0
 Unknown Age 0

Arrests per 100,000 population 4,400.4

Average number offenses/incident 1.03

Domestic Violence Victims

| Offense | Total | Arrests |
|-------------------------|----------|----------|
| Murder | 0 | 0 |
| Aggravated Assault | 2 | 2 |
| Simple Assault | 0 | 0 |
| Intimidation | 1 | 1 |
| Stalking | 0 | 0 |
| Forcible Rape | 0 | 0 |
| Forcible Sodomy | 0 | 0 |
| Sexual Assault W/Object | 0 | 0 |
| Forcible Fondling | 0 | 0 |
| Incest | 0 | 0 |
| Statutory Rape | 0 | 0 |
| Kidnaping/Abduction | 2 | 0 |
| Total | 5 | 3 |

TIBRS Group B Arrests

| Offense | Adult | Juvenile |
|-----------------------|-----------|----------|
| Bad Checks | 0 | 0 |
| Curfew/Vagrancy | 0 | 0 |
| Disorderly Conduct | 1 | 0 |
| DUI | 0 | 0 |
| Drunkenness | 2 | 0 |
| Family-Non Violent | 0 | 0 |
| Liquor Law Violations | 0 | 0 |
| Peeping Tom | 0 | 0 |
| Runaway | 0 | 0 |
| Trespass | 0 | 0 |
| All Other Offenses | 18 | 0 |
| Total Group B | 21 | 0 |

| TIBRS Group A Offenses | Offenses | | Arrests | |
|------------------------------------|-----------|-----------|-----------|----------|
| | Reported | Cleared | Adult | Juvenile |
| Crimes Against Persons | | | | |
| Murder | 0 | 0 | 0 | 0 |
| Negligent Manslaughter | 0 | 0 | 0 | 0 |
| Kidnaping/Abduction | 2 | 2 | 0 | 0 |
| Forcible Rape | 0 | 0 | 0 | 0 |
| Forcible Sodomy | 0 | 0 | 0 | 0 |
| Sexual Assault W/Object | 0 | 0 | 0 | 0 |
| Forcible Fondling | 0 | 0 | 0 | 0 |
| Incest | 0 | 0 | 0 | 0 |
| Statutory Rape | 0 | 0 | 0 | 0 |
| Aggravated Assault | 2 | 2 | 0 | 0 |
| Simple Assault | 1 | 1 | 1 | 0 |
| Intimidation | 1 | 1 | 1 | 0 |
| Stalking | 0 | 0 | 0 | 0 |
| Crimes Against Property | | | | |
| Arson | 0 | 0 | 0 | 0 |
| Bribery | 0 | 0 | 0 | 0 |
| Burglary | 3 | 1 | 0 | 0 |
| Counterfeiting/Forgery | 0 | 0 | 0 | 0 |
| Destruction/Damage/Vandalism | 4 | 1 | 1 | 0 |
| Embezzlement | 0 | 0 | 0 | 0 |
| Extortion/Blackmail | 0 | 0 | 0 | 0 |
| Fraud - False Pretenses | 3 | 1 | 1 | 0 |
| Fraud - Credit Card/ATM | 0 | 0 | 0 | 0 |
| Fraud - Impersonation | 0 | 0 | 0 | 0 |
| Fraud - Welfare | 0 | 0 | 0 | 0 |
| Fraud - Wire | 0 | 0 | 0 | 0 |
| Motor Vehicle Theft | 0 | 0 | 0 | 0 |
| Robbery | 0 | 0 | 0 | 0 |
| Stolen Property Offenses | 0 | 0 | 0 | 0 |
| Theft - Pocket-picking | 0 | 0 | 0 | 0 |
| Theft - Purse Snatching | 0 | 0 | 0 | 0 |
| Theft - Shoplifting | 2 | 2 | 1 | 0 |
| Theft From Building | 3 | 1 | 1 | 0 |
| Theft From Coin Machine | 0 | 0 | 0 | 0 |
| Theft From Motor Vehicle | 0 | 0 | 0 | 0 |
| Theft of Motor Vehicle Parts | 0 | 0 | 0 | 0 |
| Theft - All Other Larceny | 0 | 0 | 0 | 0 |
| Crimes Against Society | | | | |
| Drug/Narcotic Violations | 10 | 10 | 10 | 0 |
| Drug/Narcotic Equipment Violations | 1 | 1 | 1 | 0 |
| Gambling - Betting/Wagering | 0 | 0 | 0 | 0 |
| Gambling - Operating/Promoting | 0 | 0 | 0 | 0 |
| Gambling - Equipment Violations | 0 | 0 | 0 | 0 |
| Gambling - Sports Tampering | 0 | 0 | 0 | 0 |
| Pornography/Obscene Material | 0 | 0 | 0 | 0 |
| Prostitution | 1 | 1 | 1 | 0 |
| Prostitution Assisting/Promoting | 1 | 1 | 1 | 0 |
| Weapon Law Violations | 0 | 0 | 0 | 0 |
| Total Group A Offenses | 34 | 25 | 19 | 0 |



Wartrace Police Department - 2007

2006 Population Estimate **568**

Offense Overview

Offense Total 8
 Number Cleared 4
 Percent Cleared 50.00 %

Group A Crimes per 100,000 population 1,408.5

Arrest Overview

Total Arrests 6
 Adult Arrests 5
 Juvenile Arrests 1
 Unknown Age 0

Arrests per 100,000 population 1,056.3

Average number offenses/incident 1.33

Domestic Violence Victims

| Offense | Total | Arrests |
|-------------------------|----------|----------|
| Murder | 0 | 0 |
| Aggravated Assault | 0 | 0 |
| Simple Assault | 0 | 0 |
| Intimidation | 0 | 0 |
| Stalking | 0 | 0 |
| Forcible Rape | 0 | 0 |
| Forcible Sodomy | 0 | 0 |
| Sexual Assault W/Object | 0 | 0 |
| Forcible Fondling | 0 | 0 |
| Incest | 0 | 0 |
| Statutory Rape | 0 | 0 |
| Kidnaping/Abduction | 0 | 0 |
| Total | 0 | 0 |

TIBRS Group B Arrests

| Offense | Adult | Juvenile |
|-----------------------|----------|----------|
| Bad Checks | 0 | 0 |
| Curfew/Vagrancy | 0 | 0 |
| Disorderly Conduct | 0 | 0 |
| DUI | 4 | 0 |
| Drunkenness | 0 | 0 |
| Family-Non Violent | 0 | 0 |
| Liquor Law Violations | 0 | 0 |
| Peeping Tom | 0 | 0 |
| Runaway | 0 | 0 |
| Trespass | 0 | 0 |
| All Other Offenses | 0 | 0 |
| Total Group B | 4 | 0 |

| TIBRS Group A Offenses | Offenses | | Arrests | |
|------------------------------------|----------|----------|----------|----------|
| | Reported | Cleared | Adult | Juvenile |
| Crimes Against Persons | | | | |
| Murder | 0 | 0 | 0 | 0 |
| Negligent Manslaughter | 0 | 0 | 0 | 0 |
| Kidnaping/Abduction | 0 | 0 | 0 | 0 |
| Forcible Rape | 0 | 0 | 0 | 0 |
| Forcible Sodomy | 0 | 0 | 0 | 0 |
| Sexual Assault W/Object | 0 | 0 | 0 | 0 |
| Forcible Fondling | 0 | 0 | 0 | 0 |
| Incest | 0 | 0 | 0 | 0 |
| Statutory Rape | 0 | 0 | 0 | 0 |
| Aggravated Assault | 1 | 1 | 0 | 1 |
| Simple Assault | 0 | 0 | 0 | 0 |
| Intimidation | 0 | 0 | 0 | 0 |
| Stalking | 0 | 0 | 0 | 0 |
| Crimes Against Property | | | | |
| Arson | 0 | 0 | 0 | 0 |
| Bribery | 0 | 0 | 0 | 0 |
| Burglary | 1 | 0 | 0 | 0 |
| Counterfeiting/Forgery | 0 | 0 | 0 | 0 |
| Destruction/Damage/Vandalism | 1 | 1 | 0 | 0 |
| Embezzlement | 0 | 0 | 0 | 0 |
| Extortion/Blackmail | 0 | 0 | 0 | 0 |
| Fraud - False Pretenses | 0 | 0 | 0 | 0 |
| Fraud - Credit Card/ATM | 0 | 0 | 0 | 0 |
| Fraud - Impersonation | 0 | 0 | 0 | 0 |
| Fraud - Welfare | 0 | 0 | 0 | 0 |
| Fraud - Wire | 0 | 0 | 0 | 0 |
| Motor Vehicle Theft | 1 | 0 | 0 | 0 |
| Robbery | 0 | 0 | 0 | 0 |
| Stolen Property Offenses | 0 | 0 | 0 | 0 |
| Theft - Pocket-picking | 0 | 0 | 0 | 0 |
| Theft - Purse Snatching | 0 | 0 | 0 | 0 |
| Theft - Shoplifting | 0 | 0 | 0 | 0 |
| Theft From Building | 0 | 0 | 0 | 0 |
| Theft From Coin Machine | 1 | 1 | 1 | 0 |
| Theft From Motor Vehicle | 1 | 0 | 0 | 0 |
| Theft of Motor Vehicle Parts | 0 | 0 | 0 | 0 |
| Theft - All Other Larceny | 1 | 0 | 0 | 0 |
| Crimes Against Society | | | | |
| Drug/Narcotic Violations | 0 | 0 | 0 | 0 |
| Drug/Narcotic Equipment Violations | 1 | 1 | 0 | 0 |
| Gambling - Betting/Wagering | 0 | 0 | 0 | 0 |
| Gambling - Operating/Promoting | 0 | 0 | 0 | 0 |
| Gambling - Equipment Violations | 0 | 0 | 0 | 0 |
| Gambling - Sports Tampering | 0 | 0 | 0 | 0 |
| Pornography/Obscene Material | 0 | 0 | 0 | 0 |
| Prostitution | 0 | 0 | 0 | 0 |
| Prostitution Assisting/Promoting | 0 | 0 | 0 | 0 |
| Weapon Law Violations | 0 | 0 | 0 | 0 |
| Total Group A Offenses | 8 | 4 | 1 | 1 |



Watertown Police Department - 2007

2006 Population Estimate 1,403

Offense Overview

Offense Total 101
 Number Cleared 20
 Percent Cleared 19.80 %

Group A Crimes per 100,000 population 7,198.9

Arrest Overview

Total Arrests 99
 Adult Arrests 60
 Juvenile Arrests 39
 Unknown Age 0

Arrests per 100,000 population 7,056.3

Average number offenses/incident 1.04

Domestic Violence Victims

| Offense | Total | Arrests |
|-------------------------|----------|----------|
| Murder | 0 | 0 |
| Aggravated Assault | 0 | 0 |
| Simple Assault | 7 | 4 |
| Intimidation | 0 | 0 |
| Stalking | 0 | 0 |
| Forcible Rape | 0 | 0 |
| Forcible Sodomy | 0 | 0 |
| Sexual Assault W/Object | 0 | 0 |
| Forcible Fondling | 0 | 0 |
| Incest | 0 | 0 |
| Statutory Rape | 0 | 0 |
| Kidnaping/Abduction | 0 | 0 |
| Total | 7 | 4 |

TIBRS Group B Arrests

| Offense | Adult | Juvenile |
|-----------------------|-----------|-----------|
| Bad Checks | 2 | 0 |
| Curfew/Vagrancy | 0 | 6 |
| Disorderly Conduct | 0 | 4 |
| DUI | 10 | 0 |
| Drunkenness | 1 | 3 |
| Family-Non Violent | 1 | 0 |
| Liquor Law Violations | 1 | 3 |
| Peeping Tom | 0 | 0 |
| Runaway | 0 | 0 |
| Trespass | 1 | 2 |
| All Other Offenses | 28 | 10 |
| Total Group B | 44 | 28 |

| TIBRS Group A Offenses | Offenses | | Arrests | |
|------------------------------------|------------|-----------|-----------|-----------|
| | Reported | Cleared | Adult | Juvenile |
| Crimes Against Persons | | | | |
| Murder | 0 | 0 | 0 | 0 |
| Negligent Manslaughter | 0 | 0 | 0 | 0 |
| Kidnaping/Abduction | 0 | 0 | 0 | 0 |
| Forcible Rape | 0 | 0 | 0 | 0 |
| Forcible Sodomy | 0 | 0 | 0 | 0 |
| Sexual Assault W/Object | 0 | 0 | 0 | 0 |
| Forcible Fondling | 0 | 0 | 0 | 0 |
| Incest | 0 | 0 | 0 | 0 |
| Statutory Rape | 0 | 0 | 0 | 0 |
| Aggravated Assault | 0 | 0 | 1 | 0 |
| Simple Assault | 13 | 4 | 4 | 0 |
| Intimidation | 14 | 3 | 2 | 0 |
| Stalking | 1 | 0 | 0 | 0 |
| Crimes Against Property | | | | |
| Arson | 1 | 0 | 0 | 0 |
| Bribery | 0 | 0 | 0 | 0 |
| Burglary | 9 | 2 | 3 | 0 |
| Counterfeiting/Forgery | 0 | 0 | 0 | 0 |
| Destruction/Damage/Vandalism | 23 | 4 | 0 | 7 |
| Embezzlement | 0 | 0 | 0 | 0 |
| Extortion/Blackmail | 0 | 0 | 0 | 0 |
| Fraud - False Pretenses | 1 | 0 | 0 | 0 |
| Fraud - Credit Card/ATM | 0 | 0 | 0 | 0 |
| Fraud - Impersonation | 0 | 0 | 0 | 0 |
| Fraud - Welfare | 0 | 0 | 0 | 0 |
| Fraud - Wire | 1 | 0 | 0 | 0 |
| Motor Vehicle Theft | 3 | 1 | 0 | 1 |
| Robbery | 0 | 0 | 0 | 0 |
| Stolen Property Offenses | 1 | 0 | 0 | 0 |
| Theft - Pocket-picking | 0 | 0 | 0 | 0 |
| Theft - Purse Snatching | 0 | 0 | 0 | 0 |
| Theft - Shoplifting | 1 | 0 | 0 | 0 |
| Theft From Building | 4 | 0 | 0 | 0 |
| Theft From Coin Machine | 0 | 0 | 0 | 0 |
| Theft From Motor Vehicle | 6 | 1 | 2 | 0 |
| Theft of Motor Vehicle Parts | 3 | 0 | 0 | 0 |
| Theft - All Other Larceny | 14 | 0 | 0 | 0 |
| Crimes Against Society | | | | |
| Drug/Narcotic Violations | 4 | 4 | 3 | 3 |
| Drug/Narcotic Equipment Violations | 1 | 0 | 0 | 0 |
| Gambling - Betting/Wagering | 0 | 0 | 0 | 0 |
| Gambling - Operating/Promoting | 0 | 0 | 0 | 0 |
| Gambling - Equipment Violations | 0 | 0 | 0 | 0 |
| Gambling - Sports Tampering | 0 | 0 | 0 | 0 |
| Pornography/Obscene Material | 0 | 0 | 0 | 0 |
| Prostitution | 0 | 0 | 0 | 0 |
| Prostitution Assisting/Promoting | 0 | 0 | 0 | 0 |
| Weapon Law Violations | 1 | 1 | 1 | 0 |
| Total Group A Offenses | 101 | 20 | 16 | 11 |



Waverly Police Department - 2007

2006 Population Estimate 4,193

Offense Overview

Offense Total 313
 Number Cleared 237
 Percent Cleared 75.72 %

Group A Crimes per 100,000 population 7,464.8

Arrest Overview

Total Arrests 305
 Adult Arrests 263
 Juvenile Arrests 42
 Unknown Age 0

Arrests per 100,000 population 7,274.0

Average number offenses/incident 1.21

Domestic Violence Victims

| Offense | Total | Arrests |
|-------------------------|-----------|-----------|
| Murder | 0 | 0 |
| Aggravated Assault | 1 | 1 |
| Simple Assault | 31 | 26 |
| Intimidation | 3 | 3 |
| Stalking | 1 | 1 |
| Forcible Rape | 0 | 0 |
| Forcible Sodomy | 0 | 0 |
| Sexual Assault W/Object | 0 | 0 |
| Forcible Fondling | 0 | 0 |
| Incest | 0 | 0 |
| Statutory Rape | 0 | 0 |
| Kidnaping/Abduction | 0 | 0 |
| Total | 36 | 31 |

TIBRS Group B Arrests

| Offense | Adult | Juvenile |
|-----------------------|-----------|-----------|
| Bad Checks | 1 | 0 |
| Curfew/Vagrancy | 0 | 0 |
| Disorderly Conduct | 6 | 2 |
| DUI | 24 | 1 |
| Drunkenness | 13 | 0 |
| Family-Non Violent | 2 | 0 |
| Liquor Law Violations | 19 | 12 |
| Peeping Tom | 0 | 0 |
| Runaway | 0 | 0 |
| Trespass | 0 | 0 |
| All Other Offenses | 29 | 1 |
| Total Group B | 94 | 16 |

| TIBRS Group A Offenses | Offenses | | Arrests | |
|------------------------------------|------------|------------|------------|-----------|
| | Reported | Cleared | Adult | Juvenile |
| Crimes Against Persons | | | | |
| Murder | 0 | 0 | 0 | 0 |
| Negligent Manslaughter | 0 | 0 | 0 | 0 |
| Kidnaping/Abduction | 0 | 0 | 0 | 0 |
| Forcible Rape | 0 | 0 | 0 | 0 |
| Forcible Sodomy | 0 | 0 | 0 | 0 |
| Sexual Assault W/Object | 0 | 0 | 0 | 0 |
| Forcible Fondling | 0 | 0 | 0 | 0 |
| Incest | 0 | 0 | 0 | 0 |
| Statutory Rape | 0 | 0 | 0 | 0 |
| Aggravated Assault | 6 | 6 | 5 | 0 |
| Simple Assault | 40 | 38 | 30 | 3 |
| Intimidation | 4 | 4 | 5 | 0 |
| Stalking | 4 | 4 | 3 | 1 |
| Crimes Against Property | | | | |
| Arson | 0 | 0 | 0 | 0 |
| Bribery | 0 | 0 | 0 | 0 |
| Burglary | 12 | 3 | 1 | 0 |
| Counterfeiting/Forgery | 9 | 7 | 7 | 0 |
| Destruction/Damage/Vandalism | 43 | 10 | 6 | 4 |
| Embezzlement | 3 | 2 | 2 | 0 |
| Extortion/Blackmail | 0 | 0 | 0 | 0 |
| Fraud - False Pretenses | 1 | 1 | 0 | 0 |
| Fraud - Credit Card/ATM | 9 | 3 | 3 | 0 |
| Fraud - Impersonation | 1 | 1 | 1 | 0 |
| Fraud - Welfare | 0 | 0 | 0 | 0 |
| Fraud - Wire | 0 | 0 | 0 | 0 |
| Motor Vehicle Theft | 4 | 2 | 4 | 0 |
| Robbery | 0 | 0 | 0 | 0 |
| Stolen Property Offenses | 0 | 0 | 0 | 0 |
| Theft - Pocket-picking | 0 | 0 | 0 | 0 |
| Theft - Purse Snatching | 0 | 0 | 0 | 0 |
| Theft - Shoplifting | 9 | 8 | 8 | 0 |
| Theft From Building | 11 | 4 | 1 | 1 |
| Theft From Coin Machine | 0 | 0 | 0 | 0 |
| Theft From Motor Vehicle | 4 | 2 | 2 | 0 |
| Theft of Motor Vehicle Parts | 3 | 0 | 0 | 0 |
| Theft - All Other Larceny | 18 | 10 | 5 | 4 |
| Crimes Against Society | | | | |
| Drug/Narcotic Violations | 75 | 75 | 68 | 10 |
| Drug/Narcotic Equipment Violations | 55 | 55 | 16 | 3 |
| Gambling - Betting/Wagering | 0 | 0 | 0 | 0 |
| Gambling - Operating/Promoting | 0 | 0 | 0 | 0 |
| Gambling - Equipment Violations | 0 | 0 | 0 | 0 |
| Gambling - Sports Tampering | 0 | 0 | 0 | 0 |
| Pornography/Obscene Material | 0 | 0 | 0 | 0 |
| Prostitution | 0 | 0 | 0 | 0 |
| Prostitution Assisting/Promoting | 0 | 0 | 0 | 0 |
| Weapon Law Violations | 2 | 2 | 2 | 0 |
| Total Group A Offenses | 313 | 237 | 169 | 26 |



Waynesboro Police Department - 2007

2006 Population Estimate 2,152

Offense Overview

Offense Total 290
 Number Cleared 249
 Percent Cleared 85.86 %

Group A Crimes per 100,000 population 13,475.8

Arrest Overview

Total Arrests 244
 Adult Arrests 220
 Juvenile Arrests 24
 Unknown Age 0

Arrests per 100,000 population 11,338.3

Average number offenses/incident 1.37

Domestic Violence Victims

| Offense | Total | Arrests |
|-------------------------|-----------|-----------|
| Murder | 0 | 0 |
| Aggravated Assault | 9 | 7 |
| Simple Assault | 41 | 32 |
| Intimidation | 3 | 1 |
| Stalking | 1 | 0 |
| Forcible Rape | 0 | 0 |
| Forcible Sodomy | 0 | 0 |
| Sexual Assault W/Object | 0 | 0 |
| Forcible Fondling | 0 | 0 |
| Incest | 0 | 0 |
| Statutory Rape | 0 | 0 |
| Kidnaping/Abduction | 0 | 0 |
| Total | 54 | 40 |

TIBRS Group B Arrests

| Offense | Adult | Juvenile |
|-----------------------|-----------|----------|
| Bad Checks | 0 | 0 |
| Curfew/Vagrancy | 0 | 0 |
| Disorderly Conduct | 6 | 0 |
| DUI | 12 | 1 |
| Drunkenness | 25 | 1 |
| Family-Non Violent | 0 | 0 |
| Liquor Law Violations | 14 | 2 |
| Peeping Tom | 0 | 0 |
| Runaway | 0 | 1 |
| Trespass | 0 | 0 |
| All Other Offenses | 15 | 3 |
| Total Group B | 72 | 8 |

| TIBRS Group A Offenses | Offenses | | Arrests | |
|------------------------------------|------------|------------|------------|-----------|
| | Reported | Cleared | Adult | Juvenile |
| Crimes Against Persons | | | | |
| Murder | 0 | 0 | 0 | 0 |
| Negligent Manslaughter | 0 | 0 | 0 | 0 |
| Kidnaping/Abduction | 0 | 0 | 0 | 0 |
| Forcible Rape | 1 | 1 | 0 | 1 |
| Forcible Sodomy | 0 | 0 | 0 | 0 |
| Sexual Assault W/Object | 0 | 0 | 0 | 0 |
| Forcible Fondling | 1 | 1 | 0 | 1 |
| Incest | 0 | 0 | 0 | 0 |
| Statutory Rape | 0 | 0 | 0 | 0 |
| Aggravated Assault | 19 | 19 | 10 | 2 |
| Simple Assault | 54 | 52 | 42 | 4 |
| Intimidation | 10 | 9 | 3 | 0 |
| Stalking | 1 | 1 | 0 | 0 |
| Crimes Against Property | | | | |
| Arson | 2 | 1 | 1 | 0 |
| Bribery | 0 | 0 | 0 | 0 |
| Burglary | 10 | 4 | 6 | 0 |
| Counterfeiting/Forgery | 16 | 14 | 6 | 0 |
| Destruction/Damage/Vandalism | 29 | 15 | 4 | 2 |
| Embezzlement | 0 | 0 | 0 | 0 |
| Extortion/Blackmail | 0 | 0 | 0 | 0 |
| Fraud - False Pretenses | 16 | 15 | 1 | 0 |
| Fraud - Credit Card/ATM | 0 | 0 | 0 | 0 |
| Fraud - Impersonation | 3 | 3 | 0 | 0 |
| Fraud - Welfare | 0 | 0 | 0 | 0 |
| Fraud - Wire | 0 | 0 | 0 | 0 |
| Motor Vehicle Theft | 2 | 1 | 1 | 0 |
| Robbery | 0 | 0 | 0 | 0 |
| Stolen Property Offenses | 1 | 1 | 0 | 0 |
| Theft - Pocket-picking | 2 | 1 | 0 | 1 |
| Theft - Purse Snatching | 0 | 0 | 0 | 0 |
| Theft - Shoplifting | 0 | 0 | 0 | 0 |
| Theft From Building | 4 | 2 | 2 | 0 |
| Theft From Coin Machine | 0 | 0 | 0 | 0 |
| Theft From Motor Vehicle | 5 | 3 | 1 | 2 |
| Theft of Motor Vehicle Parts | 0 | 0 | 0 | 0 |
| Theft - All Other Larceny | 13 | 5 | 1 | 2 |
| Crimes Against Society | | | | |
| Drug/Narcotic Violations | 64 | 64 | 60 | 1 |
| Drug/Narcotic Equipment Violations | 34 | 34 | 9 | 0 |
| Gambling - Betting/Wagering | 0 | 0 | 0 | 0 |
| Gambling - Operating/Promoting | 0 | 0 | 0 | 0 |
| Gambling - Equipment Violations | 0 | 0 | 0 | 0 |
| Gambling - Sports Tampering | 0 | 0 | 0 | 0 |
| Pornography/Obscene Material | 0 | 0 | 0 | 0 |
| Prostitution | 0 | 0 | 0 | 0 |
| Prostitution Assisting/Promoting | 0 | 0 | 0 | 0 |
| Weapon Law Violations | 3 | 3 | 1 | 0 |
| Total Group A Offenses | 290 | 249 | 148 | 16 |



Westmoreland Police Department - 2007

2006 Population Estimate **2,183**

Offense Overview

Offense Total 204
 Number Cleared 93
 Percent Cleared 45.59 %

Group A Crimes per 100,000
 population 9,344.9

Arrest Overview

Total Arrests 150
 Adult Arrests 123
 Juvenile Arrests 27
 Unknown Age 0

Arrests per 100,000 population 6,871.3

Average number offenses/incident 1.13

Domestic Violence Victims

| Offense | Total | Arrests |
|-------------------------|-----------|-----------|
| Murder | 0 | 0 |
| Aggravated Assault | 2 | 1 |
| Simple Assault | 13 | 13 |
| Intimidation | 6 | 5 |
| Stalking | 0 | 0 |
| Forcible Rape | 0 | 0 |
| Forcible Sodomy | 0 | 0 |
| Sexual Assault W/Object | 0 | 0 |
| Forcible Fondling | 0 | 0 |
| Incest | 0 | 0 |
| Statutory Rape | 0 | 0 |
| Kidnaping/Abduction | 0 | 0 |
| Total | 21 | 19 |

TIBRS Group B Arrests

| Offense | Adult | Juvenile |
|-----------------------|-----------|----------|
| Bad Checks | 0 | 0 |
| Curfew/Vagrancy | 0 | 3 |
| Disorderly Conduct | 0 | 0 |
| DUI | 22 | 0 |
| Drunkenness | 12 | 0 |
| Family-Non Violent | 0 | 0 |
| Liquor Law Violations | 8 | 0 |
| Peeping Tom | 0 | 0 |
| Runaway | 0 | 2 |
| Trespass | 2 | 0 |
| All Other Offenses | 5 | 2 |
| Total Group B | 49 | 7 |

| TIBRS Group A Offenses | Offenses | | Arrests | |
|------------------------------------|------------|-----------|-----------|-----------|
| | Reported | Cleared | Adult | Juvenile |
| Crimes Against Persons | | | | |
| Murder | 0 | 0 | 0 | 0 |
| Negligent Manslaughter | 0 | 0 | 0 | 0 |
| Kidnaping/Abduction | 0 | 0 | 0 | 0 |
| Forcible Rape | 1 | 1 | 1 | 0 |
| Forcible Sodomy | 1 | 0 | 0 | 0 |
| Sexual Assault W/Object | 0 | 0 | 0 | 0 |
| Forcible Fondling | 1 | 0 | 0 | 0 |
| Incest | 0 | 0 | 0 | 0 |
| Statutory Rape | 0 | 0 | 0 | 0 |
| Aggravated Assault | 7 | 4 | 4 | 0 |
| Simple Assault | 30 | 19 | 16 | 1 |
| Intimidation | 28 | 6 | 5 | 1 |
| Stalking | 1 | 0 | 0 | 0 |
| Crimes Against Property | | | | |
| Arson | 0 | 0 | 0 | 0 |
| Bribery | 0 | 0 | 0 | 0 |
| Burglary | 23 | 3 | 4 | 6 |
| Counterfeiting/Forgery | 4 | 0 | 0 | 0 |
| Destruction/Damage/Vandalism | 17 | 3 | 0 | 7 |
| Embezzlement | 1 | 1 | 1 | 0 |
| Extortion/Blackmail | 0 | 0 | 0 | 0 |
| Fraud - False Pretenses | 3 | 1 | 1 | 0 |
| Fraud - Credit Card/ATM | 2 | 0 | 0 | 0 |
| Fraud - Impersonation | 1 | 0 | 0 | 0 |
| Fraud - Welfare | 0 | 0 | 0 | 0 |
| Fraud - Wire | 0 | 0 | 0 | 0 |
| Motor Vehicle Theft | 4 | 3 | 3 | 0 |
| Robbery | 1 | 0 | 0 | 0 |
| Stolen Property Offenses | 1 | 1 | 2 | 0 |
| Theft - Pocket-picking | 1 | 0 | 0 | 0 |
| Theft - Purse Snatching | 0 | 0 | 0 | 0 |
| Theft - Shoplifting | 8 | 3 | 2 | 0 |
| Theft From Building | 2 | 0 | 0 | 0 |
| Theft From Coin Machine | 1 | 0 | 0 | 0 |
| Theft From Motor Vehicle | 5 | 1 | 1 | 0 |
| Theft of Motor Vehicle Parts | 7 | 2 | 2 | 0 |
| Theft - All Other Larceny | 11 | 2 | 3 | 0 |
| Crimes Against Society | | | | |
| Drug/Narcotic Violations | 26 | 26 | 22 | 5 |
| Drug/Narcotic Equipment Violations | 15 | 15 | 6 | 0 |
| Gambling - Betting/Wagering | 0 | 0 | 0 | 0 |
| Gambling - Operating/Promoting | 0 | 0 | 0 | 0 |
| Gambling - Equipment Violations | 0 | 0 | 0 | 0 |
| Gambling - Sports Tampering | 0 | 0 | 0 | 0 |
| Pornography/Obscene Material | 0 | 0 | 0 | 0 |
| Prostitution | 0 | 0 | 0 | 0 |
| Prostitution Assisting/Promoting | 0 | 0 | 0 | 0 |
| Weapon Law Violations | 2 | 2 | 1 | 0 |
| Total Group A Offenses | 204 | 93 | 74 | 20 |



White Bluff Police Department - 2007

2006 Population Estimate 2,431

Offense Overview

Offense Total 70
 Number Cleared 24
 Percent Cleared 34.29 %
 Group A Crimes per 100,000 population 2,879.5

Arrest Overview

Total Arrests 43
 Adult Arrests 40
 Juvenile Arrests 3
 Unknown Age 0
 Arrests per 100,000 population 1,768.8
 Average number offenses/incident 1.00

Domestic Violence Victims

| Offense | Total | Arrests |
|-------------------------|----------|----------|
| Murder | 0 | 0 |
| Aggravated Assault | 0 | 0 |
| Simple Assault | 2 | 2 |
| Intimidation | 1 | 0 |
| Stalking | 0 | 0 |
| Forcible Rape | 0 | 0 |
| Forcible Sodomy | 0 | 0 |
| Sexual Assault W/Object | 0 | 0 |
| Forcible Fondling | 0 | 0 |
| Incest | 0 | 0 |
| Statutory Rape | 0 | 0 |
| Kidnaping/Abduction | 0 | 0 |
| Total | 3 | 2 |

TIBRS Group B Arrests

| Offense | Adult | Juvenile |
|-----------------------|-----------|----------|
| Bad Checks | 1 | 0 |
| Curfew/Vagrancy | 0 | 0 |
| Disorderly Conduct | 2 | 0 |
| DUI | 2 | 0 |
| Drunkenness | 0 | 0 |
| Family-Non Violent | 0 | 0 |
| Liquor Law Violations | 1 | 0 |
| Peeping Tom | 0 | 0 |
| Runaway | 0 | 0 |
| Trespass | 0 | 0 |
| All Other Offenses | 10 | 0 |
| Total Group B | 16 | 0 |

| TIBRS Group A Offenses | Offenses | | Arrests | |
|------------------------------------|-----------|-----------|-----------|----------|
| | Reported | Cleared | Adult | Juvenile |
| Crimes Against Persons | | | | |
| Murder | 0 | 0 | 0 | 0 |
| Negligent Manslaughter | 0 | 0 | 0 | 0 |
| Kidnaping/Abduction | 0 | 0 | 0 | 0 |
| Forcible Rape | 1 | 0 | 0 | 0 |
| Forcible Sodomy | 0 | 0 | 0 | 0 |
| Sexual Assault W/Object | 0 | 0 | 0 | 0 |
| Forcible Fondling | 0 | 0 | 0 | 0 |
| Incest | 0 | 0 | 0 | 0 |
| Statutory Rape | 0 | 0 | 0 | 0 |
| Aggravated Assault | 1 | 1 | 1 | 0 |
| Simple Assault | 8 | 7 | 5 | 0 |
| Intimidation | 6 | 1 | 0 | 0 |
| Stalking | 2 | 1 | 0 | 0 |
| Crimes Against Property | | | | |
| Arson | 0 | 0 | 0 | 0 |
| Bribery | 0 | 0 | 0 | 0 |
| Burglary | 20 | 9 | 14 | 0 |
| Counterfeiting/Forgery | 0 | 0 | 0 | 0 |
| Destruction/Damage/Vandalism | 12 | 1 | 0 | 3 |
| Embezzlement | 0 | 0 | 0 | 0 |
| Extortion/Blackmail | 0 | 0 | 0 | 0 |
| Fraud - False Pretenses | 2 | 1 | 1 | 0 |
| Fraud - Credit Card/ATM | 1 | 0 | 0 | 0 |
| Fraud - Impersonation | 1 | 0 | 0 | 0 |
| Fraud - Welfare | 0 | 0 | 0 | 0 |
| Fraud - Wire | 1 | 0 | 0 | 0 |
| Motor Vehicle Theft | 1 | 0 | 0 | 0 |
| Robbery | 0 | 0 | 0 | 0 |
| Stolen Property Offenses | 0 | 0 | 0 | 0 |
| Theft - Pocket-picking | 0 | 0 | 0 | 0 |
| Theft - Purse Snatching | 0 | 0 | 0 | 0 |
| Theft - Shoplifting | 1 | 1 | 1 | 0 |
| Theft From Building | 6 | 0 | 0 | 0 |
| Theft From Coin Machine | 0 | 0 | 0 | 0 |
| Theft From Motor Vehicle | 1 | 0 | 0 | 0 |
| Theft of Motor Vehicle Parts | 2 | 0 | 0 | 0 |
| Theft - All Other Larceny | 2 | 0 | 0 | 0 |
| Crimes Against Society | | | | |
| Drug/Narcotic Violations | 1 | 1 | 1 | 0 |
| Drug/Narcotic Equipment Violations | 1 | 1 | 1 | 0 |
| Gambling - Betting/Wagering | 0 | 0 | 0 | 0 |
| Gambling - Operating/Promoting | 0 | 0 | 0 | 0 |
| Gambling - Equipment Violations | 0 | 0 | 0 | 0 |
| Gambling - Sports Tampering | 0 | 0 | 0 | 0 |
| Pornography/Obscene Material | 0 | 0 | 0 | 0 |
| Prostitution | 0 | 0 | 0 | 0 |
| Prostitution Assisting/Promoting | 0 | 0 | 0 | 0 |
| Weapon Law Violations | 0 | 0 | 0 | 0 |
| Total Group A Offenses | 70 | 24 | 24 | 3 |



White House Police Department - 2007

2006 Population Estimate 9,184

Offense Overview

Offense Total 738
 Number Cleared 528
 Percent Cleared 71.54 %

Group A Crimes per 100,000 population 8,035.7

Arrest Overview

Total Arrests 541
 Adult Arrests 442
 Juvenile Arrests 99
 Unknown Age 0

Arrests per 100,000 population 5,890.7

Average number offenses/incident 1.39

Domestic Violence Victims

| Offense | Total | Arrests |
|-------------------------|-----------|-----------|
| Murder | 0 | 0 |
| Aggravated Assault | 6 | 6 |
| Simple Assault | 33 | 27 |
| Intimidation | 11 | 4 |
| Stalking | 1 | 0 |
| Forcible Rape | 2 | 0 |
| Forcible Sodomy | 0 | 0 |
| Sexual Assault W/Object | 0 | 0 |
| Forcible Fondling | 0 | 0 |
| Incest | 1 | 0 |
| Statutory Rape | 0 | 0 |
| Kidnaping/Abduction | 0 | 0 |
| Total | 54 | 37 |

TIBRS Group B Arrests

| Offense | Adult | Juvenile |
|-----------------------|------------|-----------|
| Bad Checks | 0 | 0 |
| Curfew/Vagrancy | 0 | 5 |
| Disorderly Conduct | 4 | 3 |
| DUI | 55 | 1 |
| Drunkenness | 6 | 0 |
| Family-Non Violent | 0 | 0 |
| Liquor Law Violations | 40 | 12 |
| Peeping Tom | 0 | 0 |
| Runaway | 0 | 1 |
| Trespass | 3 | 0 |
| All Other Offenses | 7 | 4 |
| Total Group B | 115 | 26 |

| TIBRS Group A Offenses | Offenses | | Arrests | |
|------------------------------------|------------|------------|------------|-----------|
| | Reported | Cleared | Adult | Juvenile |
| Crimes Against Persons | | | | |
| Murder | 0 | 0 | 0 | 0 |
| Negligent Manslaughter | 0 | 0 | 0 | 0 |
| Kidnaping/Abduction | 0 | 0 | 0 | 0 |
| Forcible Rape | 4 | 1 | 0 | 0 |
| Forcible Sodomy | 0 | 0 | 0 | 0 |
| Sexual Assault W/Object | 0 | 0 | 0 | 0 |
| Forcible Fondling | 1 | 0 | 0 | 0 |
| Incest | 1 | 0 | 0 | 0 |
| Statutory Rape | 1 | 1 | 1 | 0 |
| Aggravated Assault | 9 | 8 | 7 | 1 |
| Simple Assault | 55 | 35 | 23 | 8 |
| Intimidation | 27 | 6 | 5 | 1 |
| Stalking | 4 | 0 | 0 | 0 |
| Crimes Against Property | | | | |
| Arson | 0 | 0 | 0 | 0 |
| Bribery | 0 | 0 | 0 | 0 |
| Burglary | 18 | 6 | 3 | 3 |
| Counterfeiting/Forgery | 17 | 3 | 3 | 0 |
| Destruction/Damage/Vandalism | 46 | 9 | 5 | 4 |
| Embezzlement | 3 | 2 | 1 | 0 |
| Extortion/Blackmail | 0 | 0 | 0 | 0 |
| Fraud - False Pretenses | 5 | 5 | 4 | 0 |
| Fraud - Credit Card/ATM | 5 | 2 | 1 | 0 |
| Fraud - Impersonation | 7 | 5 | 4 | 0 |
| Fraud - Welfare | 0 | 0 | 0 | 0 |
| Fraud - Wire | 0 | 0 | 0 | 0 |
| Motor Vehicle Theft | 5 | 2 | 0 | 2 |
| Robbery | 0 | 0 | 0 | 0 |
| Stolen Property Offenses | 0 | 0 | 0 | 0 |
| Theft - Pocket-picking | 1 | 1 | 0 | 0 |
| Theft - Purse Snatching | 1 | 0 | 0 | 0 |
| Theft - Shoplifting | 7 | 3 | 2 | 2 |
| Theft From Building | 31 | 3 | 2 | 0 |
| Theft From Coin Machine | 0 | 0 | 0 | 0 |
| Theft From Motor Vehicle | 13 | 2 | 1 | 0 |
| Theft of Motor Vehicle Parts | 8 | 1 | 1 | 0 |
| Theft - All Other Larceny | 37 | 3 | 5 | 2 |
| Crimes Against Society | | | | |
| Drug/Narcotic Violations | 235 | 233 | 235 | 48 |
| Drug/Narcotic Equipment Violations | 193 | 193 | 20 | 2 |
| Gambling - Betting/Wagering | 0 | 0 | 0 | 0 |
| Gambling - Operating/Promoting | 0 | 0 | 0 | 0 |
| Gambling - Equipment Violations | 0 | 0 | 0 | 0 |
| Gambling - Sports Tampering | 0 | 0 | 0 | 0 |
| Pornography/Obscene Material | 0 | 0 | 0 | 0 |
| Prostitution | 0 | 0 | 0 | 0 |
| Prostitution Assisting/Promoting | 0 | 0 | 0 | 0 |
| Weapon Law Violations | 4 | 4 | 4 | 0 |
| Total Group A Offenses | 738 | 528 | 327 | 73 |



2006 Population Estimate **2,087**

Offense Overview

Offense Total 332
 Number Cleared 106
 Percent Cleared 31.93 %

Group A Crimes per 100,000
 population 15,908.0

Arrest Overview

Total Arrests 109
 Adult Arrests 102
 Juvenile Arrests 7
 Unknown Age 0

Arrests per 100,000 population 5,222.8

Average number offenses/incident 1.07

Domestic Violence Victims

| Offense | Total | Arrests |
|-------------------------|-----------|----------|
| Murder | 0 | 0 |
| Aggravated Assault | 2 | 2 |
| Simple Assault | 14 | 4 |
| Intimidation | 4 | 0 |
| Stalking | 0 | 0 |
| Forcible Rape | 0 | 0 |
| Forcible Sodomy | 0 | 0 |
| Sexual Assault W/Object | 0 | 0 |
| Forcible Fondling | 0 | 0 |
| Incest | 0 | 0 |
| Statutory Rape | 0 | 0 |
| Kidnaping/Abduction | 0 | 0 |
| Total | 20 | 6 |

TIBRS Group B Arrests

| Offense | Adult | Juvenile |
|-----------------------|-----------|----------|
| Bad Checks | 1 | 0 |
| Curfew/Vagrancy | 0 | 0 |
| Disorderly Conduct | 1 | 0 |
| DUI | 8 | 0 |
| Drunkenness | 10 | 0 |
| Family-Non Violent | 0 | 0 |
| Liquor Law Violations | 0 | 0 |
| Peeping Tom | 0 | 0 |
| Runaway | 0 | 0 |
| Trespass | 0 | 0 |
| All Other Offenses | 2 | 0 |
| Total Group B | 22 | 0 |

| TIBRS Group A Offenses | Offenses | | Arrests | |
|------------------------------------|------------|------------|-----------|----------|
| | Reported | Cleared | Adult | Juvenile |
| Crimes Against Persons | | | | |
| Murder | 0 | 0 | 0 | 0 |
| Negligent Manslaughter | 0 | 0 | 0 | 0 |
| Kidnaping/Abduction | 0 | 0 | 0 | 0 |
| Forcible Rape | 1 | 0 | 0 | 0 |
| Forcible Sodomy | 0 | 0 | 0 | 0 |
| Sexual Assault W/Object | 0 | 0 | 0 | 0 |
| Forcible Fondling | 1 | 0 | 0 | 0 |
| Incest | 0 | 0 | 0 | 0 |
| Statutory Rape | 0 | 0 | 0 | 0 |
| Aggravated Assault | 6 | 4 | 3 | 0 |
| Simple Assault | 31 | 8 | 6 | 0 |
| Intimidation | 16 | 0 | 0 | 0 |
| Stalking | 2 | 0 | 0 | 0 |
| Crimes Against Property | | | | |
| Arson | 1 | 1 | 0 | 2 |
| Bribery | 0 | 0 | 0 | 0 |
| Burglary | 14 | 3 | 3 | 0 |
| Counterfeiting/Forgery | 12 | 3 | 2 | 0 |
| Destruction/Damage/Vandalism | 40 | 2 | 2 | 0 |
| Embezzlement | 1 | 1 | 0 | 0 |
| Extortion/Blackmail | 0 | 0 | 0 | 0 |
| Fraud - False Pretenses | 6 | 3 | 0 | 0 |
| Fraud - Credit Card/ATM | 1 | 0 | 0 | 0 |
| Fraud - Impersonation | 3 | 1 | 0 | 0 |
| Fraud - Welfare | 0 | 0 | 0 | 0 |
| Fraud - Wire | 0 | 0 | 0 | 0 |
| Motor Vehicle Theft | 10 | 6 | 2 | 0 |
| Robbery | 2 | 0 | 0 | 0 |
| Stolen Property Offenses | 0 | 0 | 0 | 0 |
| Theft - Pocket-picking | 1 | 1 | 1 | 0 |
| Theft - Purse Snatching | 0 | 0 | 0 | 0 |
| Theft - Shoplifting | 30 | 18 | 15 | 0 |
| Theft From Building | 47 | 8 | 6 | 3 |
| Theft From Coin Machine | 1 | 0 | 0 | 0 |
| Theft From Motor Vehicle | 20 | 2 | 1 | 0 |
| Theft of Motor Vehicle Parts | 6 | 2 | 1 | 0 |
| Theft - All Other Larceny | 46 | 9 | 11 | 0 |
| Crimes Against Society | | | | |
| Drug/Narcotic Violations | 29 | 29 | 26 | 2 |
| Drug/Narcotic Equipment Violations | 5 | 5 | 1 | 0 |
| Gambling - Betting/Wagering | 0 | 0 | 0 | 0 |
| Gambling - Operating/Promoting | 0 | 0 | 0 | 0 |
| Gambling - Equipment Violations | 0 | 0 | 0 | 0 |
| Gambling - Sports Tampering | 0 | 0 | 0 | 0 |
| Pornography/Obscene Material | 0 | 0 | 0 | 0 |
| Prostitution | 0 | 0 | 0 | 0 |
| Prostitution Assisting/Promoting | 0 | 0 | 0 | 0 |
| Weapon Law Violations | 0 | 0 | 0 | 0 |
| Total Group A Offenses | 332 | 106 | 80 | 7 |



Whiteville Police Department - 2007

2006 Population Estimate **4,487**

Offense Overview

Offense Total 248
 Number Cleared 136
 Percent Cleared 54.84 %

Group A Crimes per 100,000
 population 5,527.1

Arrest Overview

Total Arrests 162
 Adult Arrests 144
 Juvenile Arrests 18
 Unknown Age 0

Arrests per 100,000 population 3,610.4

Average number offenses/incident 1.16

Domestic Violence Victims

| Offense | Total | Arrests |
|-------------------------|-----------|-----------|
| Murder | 0 | 0 |
| Aggravated Assault | 6 | 6 |
| Simple Assault | 13 | 10 |
| Intimidation | 2 | 1 |
| Stalking | 0 | 0 |
| Forcible Rape | 0 | 0 |
| Forcible Sodomy | 0 | 0 |
| Sexual Assault W/Object | 0 | 0 |
| Forcible Fondling | 0 | 0 |
| Incest | 0 | 0 |
| Statutory Rape | 0 | 0 |
| Kidnaping/Abduction | 0 | 0 |
| Total | 21 | 17 |

TIBRS Group B Arrests

| Offense | Adult | Juvenile |
|-----------------------|-----------|----------|
| Bad Checks | 0 | 0 |
| Curfew/Vagrancy | 1 | 2 |
| Disorderly Conduct | 2 | 0 |
| DUI | 15 | 0 |
| Drunkenness | 3 | 1 |
| Family-Non Violent | 0 | 0 |
| Liquor Law Violations | 5 | 2 |
| Peeping Tom | 0 | 0 |
| Runaway | 0 | 0 |
| Trespass | 1 | 0 |
| All Other Offenses | 13 | 3 |
| Total Group B | 40 | 8 |

| TIBRS Group A Offenses | Offenses | | Arrests | |
|------------------------------------|------------|------------|------------|-----------|
| | Reported | Cleared | Adult | Juvenile |
| Crimes Against Persons | | | | |
| Murder | 0 | 0 | 0 | 0 |
| Negligent Manslaughter | 0 | 0 | 0 | 0 |
| Kidnaping/Abduction | 0 | 0 | 0 | 0 |
| Forcible Rape | 0 | 0 | 0 | 0 |
| Forcible Sodomy | 0 | 0 | 0 | 0 |
| Sexual Assault W/Object | 0 | 0 | 0 | 0 |
| Forcible Fondling | 1 | 1 | 1 | 0 |
| Incest | 0 | 0 | 0 | 0 |
| Statutory Rape | 0 | 0 | 0 | 0 |
| Aggravated Assault | 15 | 11 | 10 | 1 |
| Simple Assault | 27 | 21 | 12 | 5 |
| Intimidation | 10 | 3 | 2 | 0 |
| Stalking | 0 | 0 | 0 | 0 |
| Crimes Against Property | | | | |
| Arson | 0 | 0 | 0 | 0 |
| Bribery | 0 | 0 | 0 | 0 |
| Burglary | 24 | 4 | 3 | 0 |
| Counterfeiting/Forgery | 3 | 1 | 1 | 0 |
| Destruction/Damage/Vandalism | 24 | 3 | 1 | 1 |
| Embezzlement | 2 | 1 | 1 | 0 |
| Extortion/Blackmail | 0 | 0 | 0 | 0 |
| Fraud - False Pretenses | 9 | 4 | 3 | 0 |
| Fraud - Credit Card/ATM | 0 | 0 | 0 | 0 |
| Fraud - Impersonation | 5 | 2 | 2 | 0 |
| Fraud - Welfare | 0 | 0 | 0 | 0 |
| Fraud - Wire | 0 | 0 | 0 | 0 |
| Motor Vehicle Theft | 7 | 3 | 4 | 0 |
| Robbery | 0 | 0 | 0 | 0 |
| Stolen Property Offenses | 0 | 0 | 0 | 0 |
| Theft - Pocket-picking | 0 | 0 | 0 | 0 |
| Theft - Purse Snatching | 0 | 0 | 0 | 0 |
| Theft - Shoplifting | 1 | 1 | 0 | 0 |
| Theft From Building | 5 | 2 | 2 | 0 |
| Theft From Coin Machine | 0 | 0 | 0 | 0 |
| Theft From Motor Vehicle | 12 | 3 | 2 | 0 |
| Theft of Motor Vehicle Parts | 10 | 2 | 1 | 2 |
| Theft - All Other Larceny | 24 | 6 | 4 | 0 |
| Crimes Against Society | | | | |
| Drug/Narcotic Violations | 41 | 40 | 43 | 1 |
| Drug/Narcotic Equipment Violations | 20 | 20 | 5 | 0 |
| Gambling - Betting/Wagering | 0 | 0 | 0 | 0 |
| Gambling - Operating/Promoting | 0 | 0 | 0 | 0 |
| Gambling - Equipment Violations | 0 | 0 | 0 | 0 |
| Gambling - Sports Tampering | 0 | 0 | 0 | 0 |
| Pornography/Obscene Material | 0 | 0 | 0 | 0 |
| Prostitution | 0 | 0 | 0 | 0 |
| Prostitution Assisting/Promoting | 0 | 0 | 0 | 0 |
| Weapon Law Violations | 8 | 8 | 7 | 0 |
| Total Group A Offenses | 248 | 136 | 104 | 10 |



Whitwell Police Department - 2007

2006 Population Estimate 1,598

Offense Overview

Offense Total 201
 Number Cleared 118
 Percent Cleared 58.71 %
 Group A Crimes per 100,000 population 12,578.2

Arrest Overview

Total Arrests 97
 Adult Arrests 92
 Juvenile Arrests 5
 Unknown Age 0
 Arrests per 100,000 population 6,070.1
 Average number offenses/incident 1.27

Domestic Violence Victims

| Offense | Total | Arrests |
|-------------------------|----------|----------|
| Murder | 0 | 0 |
| Aggravated Assault | 0 | 0 |
| Simple Assault | 8 | 3 |
| Intimidation | 1 | 0 |
| Stalking | 0 | 0 |
| Forcible Rape | 0 | 0 |
| Forcible Sodomy | 0 | 0 |
| Sexual Assault W/Object | 0 | 0 |
| Forcible Fondling | 0 | 0 |
| Incest | 0 | 0 |
| Statutory Rape | 0 | 0 |
| Kidnaping/Abduction | 0 | 0 |
| Total | 9 | 3 |

TIBRS Group B Arrests

| Offense | Adult | Juvenile |
|-----------------------|-----------|----------|
| Bad Checks | 6 | 0 |
| Curfew/Vagrancy | 0 | 0 |
| Disorderly Conduct | 17 | 1 |
| DUI | 13 | 1 |
| Drunkenness | 16 | 0 |
| Family-Non Violent | 2 | 1 |
| Liquor Law Violations | 11 | 0 |
| Peeping Tom | 0 | 0 |
| Runaway | 0 | 0 |
| Trespass | 0 | 1 |
| All Other Offenses | 0 | 0 |
| Total Group B | 65 | 4 |

| TIBRS Group A Offenses | Offenses | | Arrests | |
|------------------------------------|------------|------------|-----------|----------|
| | Reported | Cleared | Adult | Juvenile |
| Crimes Against Persons | | | | |
| Murder | 0 | 0 | 0 | 0 |
| Negligent Manslaughter | 0 | 0 | 0 | 0 |
| Kidnaping/Abduction | 0 | 0 | 0 | 0 |
| Forcible Rape | 0 | 0 | 0 | 0 |
| Forcible Sodomy | 0 | 0 | 0 | 0 |
| Sexual Assault W/Object | 0 | 0 | 0 | 0 |
| Forcible Fondling | 0 | 0 | 0 | 0 |
| Incest | 0 | 0 | 0 | 0 |
| Statutory Rape | 0 | 0 | 0 | 0 |
| Aggravated Assault | 4 | 0 | 0 | 0 |
| Simple Assault | 23 | 18 | 6 | 0 |
| Intimidation | 6 | 2 | 0 | 0 |
| Stalking | 0 | 0 | 0 | 0 |
| Crimes Against Property | | | | |
| Arson | 1 | 0 | 0 | 0 |
| Bribery | 0 | 0 | 0 | 0 |
| Burglary | 10 | 4 | 6 | 0 |
| Counterfeiting/Forgery | 12 | 11 | 0 | 1 |
| Destruction/Damage/Vandalism | 22 | 4 | 1 | 0 |
| Embezzlement | 1 | 1 | 0 | 0 |
| Extortion/Blackmail | 0 | 0 | 0 | 0 |
| Fraud - False Pretenses | 10 | 8 | 0 | 0 |
| Fraud - Credit Card/ATM | 5 | 4 | 0 | 0 |
| Fraud - Impersonation | 3 | 2 | 0 | 0 |
| Fraud - Welfare | 0 | 0 | 0 | 0 |
| Fraud - Wire | 0 | 0 | 0 | 0 |
| Motor Vehicle Theft | 6 | 0 | 0 | 0 |
| Robbery | 1 | 1 | 1 | 0 |
| Stolen Property Offenses | 1 | 1 | 0 | 0 |
| Theft - Pocket-picking | 0 | 0 | 0 | 0 |
| Theft - Purse Snatching | 0 | 0 | 0 | 0 |
| Theft - Shoplifting | 6 | 6 | 3 | 0 |
| Theft From Building | 11 | 4 | 1 | 0 |
| Theft From Coin Machine | 0 | 0 | 0 | 0 |
| Theft From Motor Vehicle | 10 | 1 | 0 | 0 |
| Theft of Motor Vehicle Parts | 3 | 0 | 0 | 0 |
| Theft - All Other Larceny | 15 | 0 | 0 | 0 |
| Crimes Against Society | | | | |
| Drug/Narcotic Violations | 31 | 31 | 8 | 0 |
| Drug/Narcotic Equipment Violations | 17 | 17 | 0 | 0 |
| Gambling - Betting/Wagering | 0 | 0 | 0 | 0 |
| Gambling - Operating/Promoting | 0 | 0 | 0 | 0 |
| Gambling - Equipment Violations | 0 | 0 | 0 | 0 |
| Gambling - Sports Tampering | 0 | 0 | 0 | 0 |
| Pornography/Obscene Material | 0 | 0 | 0 | 0 |
| Prostitution | 0 | 0 | 0 | 0 |
| Prostitution Assisting/Promoting | 0 | 0 | 0 | 0 |
| Weapon Law Violations | 3 | 3 | 1 | 0 |
| Total Group A Offenses | 201 | 118 | 27 | 1 |



Winchester Police Department - 2007

2006 Population Estimate 7,841

Offense Overview

Offense Total 1,047
 Number Cleared 370
 Percent Cleared 35.34 %

Group A Crimes per 100,000 population 13,352.9

Arrest Overview

Total Arrests 526
 Adult Arrests 484
 Juvenile Arrests 42
 Unknown Age 0

Arrests per 100,000 population 6,708.3

Average number offenses/incident 1.14

Domestic Violence Victims

| Offense | Total | Arrests |
|-------------------------|------------|------------|
| Murder | 0 | 0 |
| Aggravated Assault | 45 | 31 |
| Simple Assault | 111 | 79 |
| Intimidation | 15 | 3 |
| Stalking | 3 | 0 |
| Forcible Rape | 0 | 0 |
| Forcible Sodomy | 1 | 0 |
| Sexual Assault W/Object | 0 | 0 |
| Forcible Fondling | 0 | 0 |
| Incest | 0 | 0 |
| Statutory Rape | 0 | 0 |
| Kidnaping/Abduction | 1 | 0 |
| Total | 176 | 113 |

TIBRS Group B Arrests

| Offense | Adult | Juvenile |
|-----------------------|------------|-----------|
| Bad Checks | 0 | 0 |
| Curfew/Vagrancy | 0 | 3 |
| Disorderly Conduct | 34 | 3 |
| DUI | 44 | 0 |
| Drunkenness | 83 | 1 |
| Family-Non Violent | 3 | 0 |
| Liquor Law Violations | 23 | 9 |
| Peeping Tom | 0 | 0 |
| Runaway | 0 | 2 |
| Trespass | 4 | 0 |
| All Other Offenses | 9 | 1 |
| Total Group B | 200 | 19 |

| TIBRS Group A Offenses | Offenses | | Arrests | |
|------------------------------------|--------------|------------|------------|-----------|
| | Reported | Cleared | Adult | Juvenile |
| Crimes Against Persons | | | | |
| Murder | 0 | 0 | 0 | 0 |
| Negligent Manslaughter | 0 | 0 | 0 | 0 |
| Kidnaping/Abduction | 2 | 1 | 0 | 0 |
| Forcible Rape | 3 | 2 | 0 | 0 |
| Forcible Sodomy | 4 | 2 | 0 | 0 |
| Sexual Assault W/Object | 0 | 0 | 0 | 0 |
| Forcible Fondling | 1 | 0 | 0 | 0 |
| Incest | 0 | 0 | 0 | 0 |
| Statutory Rape | 1 | 0 | 0 | 0 |
| Aggravated Assault | 82 | 51 | 38 | 1 |
| Simple Assault | 174 | 104 | 90 | 0 |
| Intimidation | 50 | 6 | 4 | 0 |
| Stalking | 7 | 0 | 0 | 0 |
| Crimes Against Property | | | | |
| Arson | 3 | 2 | 1 | 0 |
| Bribery | 0 | 0 | 0 | 0 |
| Burglary | 93 | 9 | 8 | 0 |
| Counterfeiting/Forgery | 24 | 9 | 2 | 0 |
| Destruction/Damage/Vandalism | 148 | 19 | 10 | 6 |
| Embezzlement | 5 | 0 | 0 | 0 |
| Extortion/Blackmail | 0 | 0 | 0 | 0 |
| Fraud - False Pretenses | 45 | 14 | 2 | 0 |
| Fraud - Credit Card/ATM | 8 | 1 | 1 | 0 |
| Fraud - Impersonation | 15 | 8 | 5 | 0 |
| Fraud - Welfare | 0 | 0 | 0 | 0 |
| Fraud - Wire | 6 | 0 | 0 | 0 |
| Motor Vehicle Theft | 17 | 3 | 3 | 0 |
| Robbery | 7 | 2 | 3 | 0 |
| Stolen Property Offenses | 1 | 1 | 0 | 0 |
| Theft - Pocket-picking | 1 | 0 | 0 | 0 |
| Theft - Purse Snatching | 0 | 0 | 0 | 0 |
| Theft - Shoplifting | 29 | 24 | 21 | 5 |
| Theft From Building | 62 | 8 | 6 | 0 |
| Theft From Coin Machine | 7 | 1 | 0 | 3 |
| Theft From Motor Vehicle | 49 | 5 | 0 | 0 |
| Theft of Motor Vehicle Parts | 32 | 4 | 4 | 0 |
| Theft - All Other Larceny | 86 | 10 | 6 | 2 |
| Crimes Against Society | | | | |
| Drug/Narcotic Violations | 66 | 66 | 74 | 6 |
| Drug/Narcotic Equipment Violations | 12 | 12 | 3 | 0 |
| Gambling - Betting/Wagering | 0 | 0 | 0 | 0 |
| Gambling - Operating/Promoting | 0 | 0 | 0 | 0 |
| Gambling - Equipment Violations | 0 | 0 | 0 | 0 |
| Gambling - Sports Tampering | 0 | 0 | 0 | 0 |
| Pornography/Obscene Material | 0 | 0 | 0 | 0 |
| Prostitution | 0 | 0 | 0 | 0 |
| Prostitution Assisting/Promoting | 0 | 0 | 0 | 0 |
| Weapon Law Violations | 7 | 6 | 3 | 0 |
| Total Group A Offenses | 1,047 | 370 | 284 | 23 |



Winfield Police Department - 2007

2006 Population Estimate **988**

Offense Overview

| | |
|---------------------------------------|----------|
| Offense Total | 124 |
| Number Cleared | 49 |
| Percent Cleared | 39.52 % |
| Group A Crimes per 100,000 population | 12,550.6 |

Arrest Overview

| | |
|----------------------------------|---------|
| Total Arrests | 56 |
| Adult Arrests | 55 |
| Juvenile Arrests | 1 |
| Unknown Age | 0 |
| Arrests per 100,000 population | 5,668.0 |
| Average number offenses/incident | 1.24 |

Domestic Violence Victims

| Offense | Total | Arrests |
|-------------------------|----------|----------|
| Murder | 0 | 0 |
| Aggravated Assault | 5 | 4 |
| Simple Assault | 4 | 1 |
| Intimidation | 0 | 0 |
| Stalking | 0 | 0 |
| Forcible Rape | 0 | 0 |
| Forcible Sodomy | 0 | 0 |
| Sexual Assault W/Object | 0 | 0 |
| Forcible Fondling | 0 | 0 |
| Incest | 0 | 0 |
| Statutory Rape | 0 | 0 |
| Kidnaping/Abduction | 0 | 0 |
| Total | 9 | 5 |

TIBRS Group B Arrests

| Offense | Adult | Juvenile |
|-----------------------|-----------|----------|
| Bad Checks | 1 | 0 |
| Curfew/Vagrancy | 0 | 0 |
| Disorderly Conduct | 0 | 0 |
| DUI | 8 | 0 |
| Drunkenness | 1 | 0 |
| Family-Non Violent | 2 | 0 |
| Liquor Law Violations | 0 | 0 |
| Peeping Tom | 0 | 0 |
| Runaway | 0 | 0 |
| Trespass | 0 | 0 |
| All Other Offenses | 7 | 1 |
| Total Group B | 19 | 1 |

| TIBRS Group A Offenses | Offenses | | Arrests | |
|------------------------------------|------------|-----------|-----------|----------|
| | Reported | Cleared | Adult | Juvenile |
| Crimes Against Persons | | | | |
| Murder | 0 | 0 | 0 | 0 |
| Negligent Manslaughter | 0 | 0 | 0 | 0 |
| Kidnaping/Abduction | 0 | 0 | 0 | 0 |
| Forcible Rape | 0 | 0 | 0 | 0 |
| Forcible Sodomy | 1 | 0 | 0 | 0 |
| Sexual Assault W/Object | 0 | 0 | 0 | 0 |
| Forcible Fondling | 0 | 0 | 0 | 0 |
| Incest | 0 | 0 | 0 | 0 |
| Statutory Rape | 0 | 0 | 0 | 0 |
| Aggravated Assault | 13 | 11 | 7 | 0 |
| Simple Assault | 12 | 7 | 4 | 0 |
| Intimidation | 10 | 2 | 2 | 0 |
| Stalking | 0 | 0 | 0 | 0 |
| Crimes Against Property | | | | |
| Arson | 0 | 0 | 0 | 0 |
| Bribery | 0 | 0 | 0 | 0 |
| Burglary | 13 | 1 | 2 | 0 |
| Counterfeiting/Forgery | 2 | 2 | 2 | 0 |
| Destruction/Damage/Vandalism | 16 | 3 | 1 | 0 |
| Embezzlement | 0 | 0 | 0 | 0 |
| Extortion/Blackmail | 0 | 0 | 0 | 0 |
| Fraud - False Pretenses | 2 | 1 | 0 | 0 |
| Fraud - Credit Card/ATM | 1 | 0 | 0 | 0 |
| Fraud - Impersonation | 0 | 0 | 0 | 0 |
| Fraud - Welfare | 0 | 0 | 0 | 0 |
| Fraud - Wire | 0 | 0 | 0 | 0 |
| Motor Vehicle Theft | 7 | 1 | 0 | 0 |
| Robbery | 0 | 0 | 0 | 0 |
| Stolen Property Offenses | 0 | 0 | 0 | 0 |
| Theft - Pocket-picking | 0 | 0 | 0 | 0 |
| Theft - Purse Snatching | 0 | 0 | 0 | 0 |
| Theft - Shoplifting | 1 | 0 | 0 | 0 |
| Theft From Building | 11 | 3 | 4 | 0 |
| Theft From Coin Machine | 0 | 0 | 0 | 0 |
| Theft From Motor Vehicle | 4 | 2 | 2 | 0 |
| Theft of Motor Vehicle Parts | 1 | 1 | 0 | 0 |
| Theft - All Other Larceny | 17 | 2 | 3 | 0 |
| Crimes Against Society | | | | |
| Drug/Narcotic Violations | 8 | 8 | 7 | 0 |
| Drug/Narcotic Equipment Violations | 4 | 4 | 2 | 0 |
| Gambling - Betting/Wagering | 0 | 0 | 0 | 0 |
| Gambling - Operating/Promoting | 0 | 0 | 0 | 0 |
| Gambling - Equipment Violations | 0 | 0 | 0 | 0 |
| Gambling - Sports Tampering | 0 | 0 | 0 | 0 |
| Pornography/Obscene Material | 0 | 0 | 0 | 0 |
| Prostitution | 0 | 0 | 0 | 0 |
| Prostitution Assisting/Promoting | 0 | 0 | 0 | 0 |
| Weapon Law Violations | 1 | 1 | 0 | 0 |
| Total Group A Offenses | 124 | 49 | 36 | 0 |



Woodbury Police Department - 2007

2006 Population Estimate 2,540

Offense Overview

Offense Total 197
Number Cleared 131
Percent Cleared 66.50 %

Group A Crimes per 100,000 population 7,755.9

Arrest Overview

Total Arrests 190
Adult Arrests 147
Juvenile Arrests 43
Unknown Age 0

Arrests per 100,000 population 7,480.3

Average number offenses/incident 1.20

Domestic Violence Victims

| Offense | Total | Arrests |
|-------------------------|-----------|-----------|
| Murder | 0 | 0 |
| Aggravated Assault | 3 | 3 |
| Simple Assault | 11 | 7 |
| Intimidation | 0 | 0 |
| Stalking | 0 | 0 |
| Forcible Rape | 0 | 0 |
| Forcible Sodomy | 0 | 0 |
| Sexual Assault W/Object | 0 | 0 |
| Forcible Fondling | 0 | 0 |
| Incest | 0 | 0 |
| Statutory Rape | 0 | 0 |
| Kidnaping/Abduction | 2 | 0 |
| Total | 16 | 10 |

TIBRS Group B Arrests

| Offense | Adult | Juvenile |
|-----------------------|-----------|-----------|
| Bad Checks | 0 | 0 |
| Curfew/Vagrancy | 1 | 5 |
| Disorderly Conduct | 1 | 1 |
| DUI | 29 | 0 |
| Drunkenness | 4 | 4 |
| Family-Non Violent | 0 | 0 |
| Liquor Law Violations | 2 | 7 |
| Peeping Tom | 0 | 0 |
| Runaway | 0 | 0 |
| Trespass | 3 | 1 |
| All Other Offenses | 12 | 3 |
| Total Group B | 52 | 21 |

| TIBRS Group A Offenses | Offenses | | Arrests | |
|------------------------------------|------------|------------|-----------|-----------|
| | Reported | Cleared | Adult | Juvenile |
| Crimes Against Persons | | | | |
| Murder | 0 | 0 | 0 | 0 |
| Negligent Manslaughter | 0 | 0 | 0 | 0 |
| Kidnaping/Abduction | 2 | 1 | 0 | 0 |
| Forcible Rape | 0 | 0 | 0 | 0 |
| Forcible Sodomy | 0 | 0 | 0 | 0 |
| Sexual Assault W/Object | 0 | 0 | 0 | 0 |
| Forcible Fondling | 0 | 0 | 0 | 0 |
| Incest | 0 | 0 | 0 | 0 |
| Statutory Rape | 0 | 0 | 0 | 0 |
| Aggravated Assault | 13 | 13 | 9 | 2 |
| Simple Assault | 23 | 15 | 10 | 3 |
| Intimidation | 2 | 2 | 1 | 0 |
| Stalking | 0 | 0 | 0 | 0 |
| Crimes Against Property | | | | |
| Arson | 1 | 0 | 0 | 0 |
| Bribery | 0 | 0 | 0 | 0 |
| Burglary | 13 | 4 | 0 | 1 |
| Counterfeiting/Forgery | 3 | 3 | 1 | 0 |
| Destruction/Damage/Vandalism | 20 | 6 | 5 | 3 |
| Embezzlement | 0 | 0 | 0 | 0 |
| Extortion/Blackmail | 0 | 0 | 0 | 0 |
| Fraud - False Pretenses | 1 | 1 | 1 | 0 |
| Fraud - Credit Card/ATM | 2 | 1 | 1 | 0 |
| Fraud - Impersonation | 1 | 1 | 0 | 0 |
| Fraud - Welfare | 0 | 0 | 0 | 0 |
| Fraud - Wire | 0 | 0 | 0 | 0 |
| Motor Vehicle Theft | 4 | 1 | 2 | 0 |
| Robbery | 1 | 0 | 0 | 0 |
| Stolen Property Offenses | 0 | 0 | 0 | 0 |
| Theft - Pocket-picking | 1 | 1 | 0 | 1 |
| Theft - Purse Snatching | 1 | 0 | 0 | 0 |
| Theft - Shoplifting | 2 | 2 | 4 | 0 |
| Theft From Building | 8 | 2 | 0 | 2 |
| Theft From Coin Machine | 0 | 0 | 0 | 0 |
| Theft From Motor Vehicle | 11 | 5 | 4 | 0 |
| Theft of Motor Vehicle Parts | 3 | 0 | 0 | 0 |
| Theft - All Other Larceny | 16 | 4 | 3 | 0 |
| Crimes Against Society | | | | |
| Drug/Narcotic Violations | 53 | 53 | 49 | 10 |
| Drug/Narcotic Equipment Violations | 15 | 15 | 4 | 0 |
| Gambling - Betting/Wagering | 0 | 0 | 0 | 0 |
| Gambling - Operating/Promoting | 0 | 0 | 0 | 0 |
| Gambling - Equipment Violations | 0 | 0 | 0 | 0 |
| Gambling - Sports Tampering | 0 | 0 | 0 | 0 |
| Pornography/Obscene Material | 0 | 0 | 0 | 0 |
| Prostitution | 0 | 0 | 0 | 0 |
| Prostitution Assisting/Promoting | 0 | 0 | 0 | 0 |
| Weapon Law Violations | 1 | 1 | 1 | 0 |
| Total Group A Offenses | 197 | 131 | 95 | 22 |



OTHER POLICE DEPARTMENTS

2007



| | |
|---------------------------------|------------|
| 2006 Population Estimate | N/A |
| Offense Overview | |
| Offense Total | 118 |
| Number Cleared | 118 |
| Percent Cleared | 100.00 % |

Group A Crimes per 100,000 population N/A

| | |
|------------------------|-----|
| Arrest Overview | |
| Total Arrests | 273 |
| Adult Arrests | 265 |
| Juvenile Arrests | 8 |
| Unknown Age | 0 |

Arrests per 100,000 population N/A

Average number offenses/incident 1.19

| Domestic Violence Victims | | |
|----------------------------------|----------|----------|
| Offense | Total | Arrests |
| Murder | 0 | 0 |
| Aggravated Assault | 1 | 1 |
| Simple Assault | 1 | 1 |
| Intimidation | 0 | 0 |
| Stalking | 0 | 0 |
| Forcible Rape | 0 | 0 |
| Forcible Sodomy | 0 | 0 |
| Sexual Assault W/Object | 0 | 0 |
| Forcible Fondling | 0 | 0 |
| Incest | 0 | 0 |
| Statutory Rape | 0 | 0 |
| Kidnaping/Abduction | 0 | 0 |
| Total | 2 | 2 |

| TIBRS Group B Arrests | | |
|------------------------------|------------|----------|
| Offense | Adult | Juvenile |
| Bad Checks | 1 | 0 |
| Curfew/Vagrancy | 0 | 0 |
| Disorderly Conduct | 2 | 1 |
| DUI | 5 | 0 |
| Drunkenness | 3 | 0 |
| Family-Non Violent | 1 | 0 |
| Liquor Law Violations | 3 | 0 |
| Peeping Tom | 0 | 0 |
| Runaway | 0 | 0 |
| Trespass | 72 | 1 |
| All Other Offenses | 81 | 3 |
| Total Group B | 168 | 5 |

| TIBRS Group A Offenses | Offenses | | Arrests | |
|------------------------------------|-----------------|------------|----------------|----------|
| | Reported | Cleared | Adult | Juvenile |
| Crimes Against Persons | | | | |
| Murder | 0 | 0 | 0 | 0 |
| Negligent Manslaughter | 0 | 0 | 0 | 0 |
| Kidnaping/Abduction | 0 | 0 | 0 | 0 |
| Forcible Rape | 0 | 0 | 0 | 0 |
| Forcible Sodomy | 0 | 0 | 0 | 0 |
| Sexual Assault W/Object | 0 | 0 | 0 | 0 |
| Forcible Fondling | 0 | 0 | 0 | 0 |
| Incest | 0 | 0 | 0 | 0 |
| Statutory Rape | 0 | 0 | 0 | 0 |
| Aggravated Assault | 7 | 7 | 7 | 0 |
| Simple Assault | 3 | 3 | 2 | 0 |
| Intimidation | 1 | 1 | 1 | 0 |
| Stalking | 0 | 0 | 0 | 0 |
| Crimes Against Property | | | | |
| Arson | 0 | 0 | 0 | 0 |
| Bribery | 0 | 0 | 0 | 0 |
| Burglary | 1 | 1 | 1 | 0 |
| Counterfeiting/Forgery | 0 | 0 | 0 | 0 |
| Destruction/Damage/Vandalism | 5 | 5 | 1 | 0 |
| Embezzlement | 0 | 0 | 0 | 0 |
| Extortion/Blackmail | 0 | 0 | 0 | 0 |
| Fraud - False Pretenses | 2 | 2 | 2 | 0 |
| Fraud - Credit Card/ATM | 0 | 0 | 0 | 0 |
| Fraud - Impersonation | 0 | 0 | 0 | 0 |
| Fraud - Welfare | 2 | 2 | 2 | 0 |
| Fraud - Wire | 0 | 0 | 0 | 0 |
| Motor Vehicle Theft | 1 | 1 | 1 | 0 |
| Robbery | 0 | 0 | 0 | 0 |
| Stolen Property Offenses | 0 | 0 | 0 | 0 |
| Theft - Pocket-picking | 0 | 0 | 0 | 0 |
| Theft - Purse Snatching | 0 | 0 | 0 | 0 |
| Theft - Shoplifting | 0 | 0 | 0 | 0 |
| Theft From Building | 0 | 0 | 0 | 0 |
| Theft From Coin Machine | 0 | 0 | 0 | 0 |
| Theft From Motor Vehicle | 0 | 0 | 0 | 0 |
| Theft of Motor Vehicle Parts | 0 | 0 | 0 | 0 |
| Theft - All Other Larceny | 6 | 6 | 5 | 0 |
| Crimes Against Society | | | | |
| Drug/Narcotic Violations | 64 | 64 | 64 | 1 |
| Drug/Narcotic Equipment Violations | 17 | 17 | 10 | 0 |
| Gambling - Betting/Wagering | 0 | 0 | 0 | 0 |
| Gambling - Operating/Promoting | 0 | 0 | 0 | 0 |
| Gambling - Equipment Violations | 0 | 0 | 0 | 0 |
| Gambling - Sports Tampering | 0 | 0 | 0 | 0 |
| Pornography/Obscene Material | 0 | 0 | 0 | 0 |
| Prostitution | 0 | 0 | 0 | 0 |
| Prostitution Assisting/Promoting | 0 | 0 | 0 | 0 |
| Weapon Law Violations | 9 | 9 | 1 | 2 |
| Total Group A Offenses | 118 | 118 | 97 | 3 |



2006 Population Estimate N/A

Offense Overview

Offense Total 15
 Number Cleared 10
 Percent Cleared 66.67 %

Group A Crimes per 100,000 population N/A

Arrest Overview

Total Arrests 7
 Adult Arrests 7
 Juvenile Arrests 0
 Unknown Age 0

Arrests per 100,000 population N/A

Average number offenses/incident 1.15

Domestic Violence Victims

| Offense | Total | Arrests |
|-------------------------|----------|----------|
| Murder | 0 | 0 |
| Aggravated Assault | 0 | 0 |
| Simple Assault | 0 | 0 |
| Intimidation | 0 | 0 |
| Stalking | 0 | 0 |
| Forcible Rape | 0 | 0 |
| Forcible Sodomy | 0 | 0 |
| Sexual Assault W/Object | 0 | 0 |
| Forcible Fondling | 0 | 0 |
| Incest | 0 | 0 |
| Statutory Rape | 0 | 0 |
| Kidnaping/Abduction | 0 | 0 |
| Total | 0 | 0 |

TIBRS Group B Arrests

| Offense | Adult | Juvenile |
|-----------------------|----------|----------|
| Bad Checks | 0 | 0 |
| Curfew/Vagrancy | 0 | 0 |
| Disorderly Conduct | 0 | 0 |
| DUI | 0 | 0 |
| Drunkenness | 0 | 0 |
| Family-Non Violent | 0 | 0 |
| Liquor Law Violations | 0 | 0 |
| Peeping Tom | 0 | 0 |
| Runaway | 0 | 0 |
| Trespass | 0 | 0 |
| All Other Offenses | 0 | 0 |
| Total Group B | 0 | 0 |

| TIBRS Group A Offenses | Offenses | | Arrests | |
|------------------------------------|-----------|-----------|----------|----------|
| | Reported | Cleared | Adult | Juvenile |
| Crimes Against Persons | | | | |
| Murder | 0 | 0 | 0 | 0 |
| Negligent Manslaughter | 0 | 0 | 0 | 0 |
| Kidnaping/Abduction | 0 | 0 | 0 | 0 |
| Forcible Rape | 0 | 0 | 0 | 0 |
| Forcible Sodomy | 0 | 0 | 0 | 0 |
| Sexual Assault W/Object | 0 | 0 | 0 | 0 |
| Forcible Fondling | 0 | 0 | 0 | 0 |
| Incest | 0 | 0 | 0 | 0 |
| Statutory Rape | 0 | 0 | 0 | 0 |
| Aggravated Assault | 0 | 0 | 0 | 0 |
| Simple Assault | 0 | 0 | 0 | 0 |
| Intimidation | 0 | 0 | 0 | 0 |
| Stalking | 0 | 0 | 0 | 0 |
| Crimes Against Property | | | | |
| Arson | 0 | 0 | 0 | 0 |
| Bribery | 0 | 0 | 0 | 0 |
| Burglary | 0 | 0 | 0 | 0 |
| Counterfeiting/Forgery | 0 | 0 | 0 | 0 |
| Destruction/Damage/Vandalism | 2 | 0 | 0 | 0 |
| Embezzlement | 0 | 0 | 0 | 0 |
| Extortion/Blackmail | 0 | 0 | 0 | 0 |
| Fraud - False Pretenses | 1 | 1 | 0 | 0 |
| Fraud - Credit Card/ATM | 1 | 1 | 0 | 0 |
| Fraud - Impersonation | 1 | 1 | 0 | 0 |
| Fraud - Welfare | 0 | 0 | 0 | 0 |
| Fraud - Wire | 0 | 0 | 0 | 0 |
| Motor Vehicle Theft | 0 | 0 | 0 | 0 |
| Robbery | 1 | 0 | 0 | 0 |
| Stolen Property Offenses | 0 | 0 | 0 | 0 |
| Theft - Pocket-picking | 0 | 0 | 0 | 0 |
| Theft - Purse Snatching | 0 | 0 | 0 | 0 |
| Theft - Shoplifting | 0 | 0 | 0 | 0 |
| Theft From Building | 3 | 1 | 1 | 0 |
| Theft From Coin Machine | 0 | 0 | 0 | 0 |
| Theft From Motor Vehicle | 0 | 0 | 0 | 0 |
| Theft of Motor Vehicle Parts | 0 | 0 | 0 | 0 |
| Theft - All Other Larceny | 1 | 1 | 1 | 0 |
| Crimes Against Society | | | | |
| Drug/Narcotic Violations | 0 | 0 | 0 | 0 |
| Drug/Narcotic Equipment Violations | 0 | 0 | 0 | 0 |
| Gambling - Betting/Wagering | 0 | 0 | 0 | 0 |
| Gambling - Operating/Promoting | 0 | 0 | 0 | 0 |
| Gambling - Equipment Violations | 0 | 0 | 0 | 0 |
| Gambling - Sports Tampering | 0 | 0 | 0 | 0 |
| Pornography/Obscene Material | 0 | 0 | 0 | 0 |
| Prostitution | 0 | 0 | 0 | 0 |
| Prostitution Assisting/Promoting | 0 | 0 | 0 | 0 |
| Weapon Law Violations | 5 | 5 | 5 | 0 |
| Total Group A Offenses | 15 | 10 | 7 | 0 |



City of Dickson Park Ranger Office - 2007

2006 Population Estimate N/A

Offense Overview

Offense Total 4
Number Cleared 2
Percent Cleared 50.00 %

Group A Crimes per 100,000 population N/A

Arrest Overview

Total Arrests 6
Adult Arrests 5
Juvenile Arrests 1
Unknown Age 0

Arrests per 100,000 population N/A

Average number offenses/incident 1.00

Domestic Violence Victims

| Offense | Total | Arrests |
|-------------------------|----------|----------|
| Murder | 0 | 0 |
| Aggravated Assault | 0 | 0 |
| Simple Assault | 1 | 0 |
| Intimidation | 0 | 0 |
| Stalking | 0 | 0 |
| Forcible Rape | 0 | 0 |
| Forcible Sodomy | 0 | 0 |
| Sexual Assault W/Object | 0 | 0 |
| Forcible Fondling | 0 | 0 |
| Incest | 0 | 0 |
| Statutory Rape | 0 | 0 |
| Kidnaping/Abduction | 0 | 0 |
| Total | 1 | 0 |

TIBRS Group B Arrests

| Offense | Adult | Juvenile |
|-----------------------|----------|----------|
| Bad Checks | 0 | 0 |
| Curfew/Vagrancy | 0 | 0 |
| Disorderly Conduct | 0 | 0 |
| DUI | 1 | 0 |
| Drunkenness | 0 | 0 |
| Family-Non Violent | 0 | 0 |
| Liquor Law Violations | 4 | 0 |
| Peeping Tom | 0 | 0 |
| Runaway | 0 | 0 |
| Trespass | 0 | 0 |
| All Other Offenses | 0 | 0 |
| Total Group B | 5 | 0 |

| TIBRS Group A Offenses | Offenses | | Arrests | |
|------------------------------------|----------|----------|----------|----------|
| | Reported | Cleared | Adult | Juvenile |
| Crimes Against Persons | | | | |
| Murder | 0 | 0 | 0 | 0 |
| Negligent Manslaughter | 0 | 0 | 0 | 0 |
| Kidnaping/Abduction | 0 | 0 | 0 | 0 |
| Forcible Rape | 0 | 0 | 0 | 0 |
| Forcible Sodomy | 0 | 0 | 0 | 0 |
| Sexual Assault W/Object | 0 | 0 | 0 | 0 |
| Forcible Fondling | 0 | 0 | 0 | 0 |
| Incest | 0 | 0 | 0 | 0 |
| Statutory Rape | 0 | 0 | 0 | 0 |
| Aggravated Assault | 0 | 0 | 0 | 0 |
| Simple Assault | 1 | 0 | 0 | 0 |
| Intimidation | 0 | 0 | 0 | 0 |
| Stalking | 0 | 0 | 0 | 0 |
| Crimes Against Property | | | | |
| Arson | 0 | 0 | 0 | 0 |
| Bribery | 0 | 0 | 0 | 0 |
| Burglary | 0 | 0 | 0 | 0 |
| Counterfeiting/Forgery | 0 | 0 | 0 | 0 |
| Destruction/Damage/Vandalism | 1 | 1 | 0 | 0 |
| Embezzlement | 0 | 0 | 0 | 0 |
| Extortion/Blackmail | 0 | 0 | 0 | 0 |
| Fraud - False Pretenses | 0 | 0 | 0 | 0 |
| Fraud - Credit Card/ATM | 0 | 0 | 0 | 0 |
| Fraud - Impersonation | 0 | 0 | 0 | 0 |
| Fraud - Welfare | 0 | 0 | 0 | 0 |
| Fraud - Wire | 0 | 0 | 0 | 0 |
| Motor Vehicle Theft | 0 | 0 | 0 | 0 |
| Robbery | 0 | 0 | 0 | 0 |
| Stolen Property Offenses | 0 | 0 | 0 | 0 |
| Theft - Pocket-picking | 0 | 0 | 0 | 0 |
| Theft - Purse Snatching | 0 | 0 | 0 | 0 |
| Theft - Shoplifting | 0 | 0 | 0 | 0 |
| Theft From Building | 0 | 0 | 0 | 0 |
| Theft From Coin Machine | 0 | 0 | 0 | 0 |
| Theft From Motor Vehicle | 0 | 0 | 0 | 0 |
| Theft of Motor Vehicle Parts | 0 | 0 | 0 | 0 |
| Theft - All Other Larceny | 1 | 0 | 0 | 0 |
| Crimes Against Society | | | | |
| Drug/Narcotic Violations | 0 | 0 | 0 | 0 |
| Drug/Narcotic Equipment Violations | 1 | 1 | 0 | 1 |
| Gambling - Betting/Wagering | 0 | 0 | 0 | 0 |
| Gambling - Operating/Promoting | 0 | 0 | 0 | 0 |
| Gambling - Equipment Violations | 0 | 0 | 0 | 0 |
| Gambling - Sports Tampering | 0 | 0 | 0 | 0 |
| Pornography/Obscene Material | 0 | 0 | 0 | 0 |
| Prostitution | 0 | 0 | 0 | 0 |
| Prostitution Assisting/Promoting | 0 | 0 | 0 | 0 |
| Weapon Law Violations | 0 | 0 | 0 | 0 |
| Total Group A Offenses | 4 | 2 | 0 | 1 |



2006 Population Estimate N/A

Offense Overview

Offense Total 32
Number Cleared 6
Percent Cleared 18.75 %

Group A Crimes per 100,000 population N/A

Arrest Overview

Total Arrests 16
Adult Arrests 16
Juvenile Arrests 0
Unknown Age 0

Arrests per 100,000 population N/A

Average number offenses/incident 1.00

Domestic Violence Victims

| Offense | Total | Arrests |
|-------------------------|----------|----------|
| Murder | 0 | 0 |
| Aggravated Assault | 0 | 0 |
| Simple Assault | 1 | 1 |
| Intimidation | 0 | 0 |
| Stalking | 0 | 0 |
| Forcible Rape | 0 | 0 |
| Forcible Sodomy | 0 | 0 |
| Sexual Assault W/Object | 0 | 0 |
| Forcible Fondling | 0 | 0 |
| Incest | 0 | 0 |
| Statutory Rape | 0 | 0 |
| Kidnaping/Abduction | 0 | 0 |
| Total | 1 | 1 |

TIBRS Group B Arrests

| Offense | Adult | Juvenile |
|-----------------------|-----------|----------|
| Bad Checks | 0 | 0 |
| Curfew/Vagrancy | 0 | 0 |
| Disorderly Conduct | 1 | 0 |
| DUI | 1 | 0 |
| Drunkenness | 6 | 0 |
| Family-Non Violent | 0 | 0 |
| Liquor Law Violations | 0 | 0 |
| Peeping Tom | 0 | 0 |
| Runaway | 0 | 0 |
| Trespass | 0 | 0 |
| All Other Offenses | 2 | 0 |
| Total Group B | 10 | 0 |

| TIBRS Group A Offenses | Offenses | | Arrests | |
|------------------------------------|-----------|----------|----------|----------|
| | Reported | Cleared | Adult | Juvenile |
| Crimes Against Persons | | | | |
| Murder | 0 | 0 | 0 | 0 |
| Negligent Manslaughter | 0 | 0 | 0 | 0 |
| Kidnaping/Abduction | 0 | 0 | 0 | 0 |
| Forcible Rape | 0 | 0 | 0 | 0 |
| Forcible Sodomy | 0 | 0 | 0 | 0 |
| Sexual Assault W/Object | 0 | 0 | 0 | 0 |
| Forcible Fondling | 0 | 0 | 0 | 0 |
| Incest | 0 | 0 | 0 | 0 |
| Statutory Rape | 0 | 0 | 0 | 0 |
| Aggravated Assault | 0 | 0 | 0 | 0 |
| Simple Assault | 1 | 1 | 1 | 0 |
| Intimidation | 1 | 0 | 0 | 0 |
| Stalking | 0 | 0 | 0 | 0 |
| Crimes Against Property | | | | |
| Arson | 0 | 0 | 0 | 0 |
| Bribery | 0 | 0 | 0 | 0 |
| Burglary | 0 | 0 | 0 | 0 |
| Counterfeiting/Forgery | 0 | 0 | 0 | 0 |
| Destruction/Damage/Vandalism | 3 | 0 | 0 | 0 |
| Embezzlement | 0 | 0 | 0 | 0 |
| Extortion/Blackmail | 0 | 0 | 0 | 0 |
| Fraud - False Pretenses | 5 | 1 | 1 | 0 |
| Fraud - Credit Card/ATM | 0 | 0 | 0 | 0 |
| Fraud - Impersonation | 0 | 0 | 0 | 0 |
| Fraud - Welfare | 0 | 0 | 0 | 0 |
| Fraud - Wire | 0 | 0 | 0 | 0 |
| Motor Vehicle Theft | 1 | 0 | 0 | 0 |
| Robbery | 0 | 0 | 0 | 0 |
| Stolen Property Offenses | 0 | 0 | 0 | 0 |
| Theft - Pocket-picking | 0 | 0 | 0 | 0 |
| Theft - Purse Snatching | 0 | 0 | 0 | 0 |
| Theft - Shoplifting | 0 | 0 | 0 | 0 |
| Theft From Building | 8 | 0 | 0 | 0 |
| Theft From Coin Machine | 1 | 0 | 0 | 0 |
| Theft From Motor Vehicle | 1 | 0 | 0 | 0 |
| Theft of Motor Vehicle Parts | 1 | 0 | 0 | 0 |
| Theft - All Other Larceny | 6 | 0 | 0 | 0 |
| Crimes Against Society | | | | |
| Drug/Narcotic Violations | 0 | 0 | 0 | 0 |
| Drug/Narcotic Equipment Violations | 0 | 0 | 0 | 0 |
| Gambling - Betting/Wagering | 0 | 0 | 0 | 0 |
| Gambling - Operating/Promoting | 0 | 0 | 0 | 0 |
| Gambling - Equipment Violations | 0 | 0 | 0 | 0 |
| Gambling - Sports Tampering | 0 | 0 | 0 | 0 |
| Pornography/Obscene Material | 0 | 0 | 0 | 0 |
| Prostitution | 0 | 0 | 0 | 0 |
| Prostitution Assisting/Promoting | 0 | 0 | 0 | 0 |
| Weapon Law Violations | 4 | 4 | 4 | 0 |
| Total Group A Offenses | 32 | 6 | 6 | 0 |



Memphis International Airport Police - 2007

2006 Population Estimate N/A

Offense Overview

Offense Total 280
Number Cleared 31
Percent Cleared 11.07 %

Group A Crimes per 100,000 population N/A

Arrest Overview

Total Arrests 41
Adult Arrests 41
Juvenile Arrests 0
Unknown Age 0

Arrests per 100,000 population N/A

Average number offenses/incident 1.01

Domestic Violence Victims

| Offense | Total | Arrests |
|-------------------------|-----------|----------|
| Murder | 0 | 0 |
| Aggravated Assault | 0 | 0 |
| Simple Assault | 7 | 3 |
| Intimidation | 3 | 0 |
| Stalking | 0 | 0 |
| Forcible Rape | 0 | 0 |
| Forcible Sodomy | 0 | 0 |
| Sexual Assault W/Object | 0 | 0 |
| Forcible Fondling | 0 | 0 |
| Incest | 0 | 0 |
| Statutory Rape | 0 | 0 |
| Kidnaping/Abduction | 0 | 0 |
| Total | 10 | 3 |

TIBRS Group B Arrests

| Offense | Adult | Juvenile |
|-----------------------|-----------|----------|
| Bad Checks | 0 | 0 |
| Curfew/Vagrancy | 0 | 0 |
| Disorderly Conduct | 2 | 0 |
| DUI | 5 | 0 |
| Drunkenness | 12 | 0 |
| Family-Non Violent | 0 | 0 |
| Liquor Law Violations | 1 | 0 |
| Peeping Tom | 0 | 0 |
| Runaway | 0 | 0 |
| Trespass | 0 | 0 |
| All Other Offenses | 2 | 0 |
| Total Group B | 22 | 0 |

| TIBRS Group A Offenses | Offenses | | Arrests | |
|------------------------------------|------------|-----------|-----------|----------|
| | Reported | Cleared | Adult | Juvenile |
| Crimes Against Persons | | | | |
| Murder | 0 | 0 | 0 | 0 |
| Negligent Manslaughter | 0 | 0 | 0 | 0 |
| Kidnaping/Abduction | 0 | 0 | 0 | 0 |
| Forcible Rape | 0 | 0 | 0 | 0 |
| Forcible Sodomy | 0 | 0 | 0 | 0 |
| Sexual Assault W/Object | 0 | 0 | 0 | 0 |
| Forcible Fondling | 1 | 0 | 0 | 0 |
| Incest | 0 | 0 | 0 | 0 |
| Statutory Rape | 0 | 0 | 0 | 0 |
| Aggravated Assault | 0 | 0 | 0 | 0 |
| Simple Assault | 32 | 9 | 3 | 0 |
| Intimidation | 17 | 3 | 0 | 0 |
| Stalking | 0 | 0 | 0 | 0 |
| Crimes Against Property | | | | |
| Arson | 0 | 0 | 0 | 0 |
| Bribery | 0 | 0 | 0 | 0 |
| Burglary | 2 | 0 | 0 | 0 |
| Counterfeiting/Forgery | 4 | 0 | 0 | 0 |
| Destruction/Damage/Vandalism | 17 | 0 | 0 | 0 |
| Embezzlement | 4 | 0 | 0 | 0 |
| Extortion/Blackmail | 0 | 0 | 0 | 0 |
| Fraud - False Pretenses | 1 | 0 | 0 | 0 |
| Fraud - Credit Card/ATM | 1 | 0 | 0 | 0 |
| Fraud - Impersonation | 0 | 0 | 0 | 0 |
| Fraud - Welfare | 0 | 0 | 0 | 0 |
| Fraud - Wire | 0 | 0 | 0 | 0 |
| Motor Vehicle Theft | 9 | 0 | 0 | 0 |
| Robbery | 0 | 0 | 0 | 0 |
| Stolen Property Offenses | 1 | 0 | 0 | 0 |
| Theft - Pocket-picking | 1 | 0 | 0 | 0 |
| Theft - Purse Snatching | 1 | 0 | 0 | 0 |
| Theft - Shoplifting | 3 | 2 | 0 | 0 |
| Theft From Building | 80 | 6 | 5 | 0 |
| Theft From Coin Machine | 0 | 0 | 0 | 0 |
| Theft From Motor Vehicle | 13 | 0 | 0 | 0 |
| Theft of Motor Vehicle Parts | 18 | 0 | 0 | 0 |
| Theft - All Other Larceny | 52 | 0 | 0 | 0 |
| Crimes Against Society | | | | |
| Drug/Narcotic Violations | 12 | 2 | 2 | 0 |
| Drug/Narcotic Equipment Violations | 0 | 0 | 0 | 0 |
| Gambling - Betting/Wagering | 0 | 0 | 0 | 0 |
| Gambling - Operating/Promoting | 0 | 0 | 0 | 0 |
| Gambling - Equipment Violations | 0 | 0 | 0 | 0 |
| Gambling - Sports Tampering | 0 | 0 | 0 | 0 |
| Pornography/Obscene Material | 0 | 0 | 0 | 0 |
| Prostitution | 0 | 0 | 0 | 0 |
| Prostitution Assisting/Promoting | 0 | 0 | 0 | 0 |
| Weapon Law Violations | 11 | 9 | 9 | 0 |
| Total Group A Offenses | 280 | 31 | 19 | 0 |



| | |
|---------------------------------|------------|
| 2006 Population Estimate | N/A |
| Offense Overview | |
| Offense Total | 380 |
| Number Cleared | 69 |
| Percent Cleared | 18.16 % |

Group A Crimes per 100,000 population N/A

| | |
|------------------------|-----|
| Arrest Overview | |
| Total Arrests | 279 |
| Adult Arrests | 250 |
| Juvenile Arrests | 29 |
| Unknown Age | 0 |

Arrests per 100,000 population N/A

Average number offenses/incident 1.11

| Domestic Violence Victims | | |
|----------------------------------|----------|----------|
| Offense | Total | Arrests |
| Murder | 0 | 0 |
| Aggravated Assault | 2 | 0 |
| Simple Assault | 4 | 1 |
| Intimidation | 0 | 0 |
| Stalking | 0 | 0 |
| Forcible Rape | 0 | 0 |
| Forcible Sodomy | 0 | 0 |
| Sexual Assault W/Object | 0 | 0 |
| Forcible Fondling | 0 | 0 |
| Incest | 0 | 0 |
| Statutory Rape | 2 | 1 |
| Kidnaping/Abduction | 0 | 0 |
| Total | 8 | 2 |

| TIBRS Group B Arrests | | |
|------------------------------|------------|-----------|
| Offense | Adult | Juvenile |
| Bad Checks | 0 | 0 |
| Curfew/Vagrancy | 1 | 1 |
| Disorderly Conduct | 14 | 4 |
| DUI | 12 | 0 |
| Drunkenness | 15 | 1 |
| Family-Non Violent | 0 | 0 |
| Liquor Law Violations | 1 | 0 |
| Peeping Tom | 0 | 0 |
| Runaway | 0 | 0 |
| Trespass | 15 | 5 |
| All Other Offenses | 146 | 5 |
| Total Group B | 204 | 16 |

| TIBRS Group A Offenses | Offenses | | Arrests | |
|------------------------------------|-----------------|-----------|----------------|-----------|
| | Reported | Cleared | Adult | Juvenile |
| Crimes Against Persons | | | | |
| Murder | 0 | 0 | 0 | 0 |
| Negligent Manslaughter | 0 | 0 | 0 | 0 |
| Kidnaping/Abduction | 0 | 0 | 0 | 0 |
| Forcible Rape | 0 | 0 | 0 | 0 |
| Forcible Sodomy | 1 | 0 | 0 | 0 |
| Sexual Assault W/Object | 0 | 0 | 0 | 0 |
| Forcible Fondling | 0 | 0 | 0 | 0 |
| Incest | 0 | 0 | 0 | 0 |
| Statutory Rape | 2 | 1 | 1 | 0 |
| Aggravated Assault | 12 | 5 | 2 | 2 |
| Simple Assault | 23 | 5 | 2 | 0 |
| Intimidation | 3 | 1 | 0 | 0 |
| Stalking | 0 | 0 | 0 | 0 |
| Crimes Against Property | | | | |
| Arson | 5 | 0 | 0 | 0 |
| Bribery | 0 | 0 | 0 | 0 |
| Burglary | 9 | 1 | 1 | 0 |
| Counterfeiting/Forgery | 0 | 0 | 0 | 0 |
| Destruction/Damage/Vandalism | 57 | 2 | 0 | 2 |
| Embezzlement | 0 | 0 | 0 | 0 |
| Extortion/Blackmail | 0 | 0 | 0 | 0 |
| Fraud - False Pretenses | 2 | 0 | 0 | 0 |
| Fraud - Credit Card/ATM | 0 | 0 | 0 | 0 |
| Fraud - Impersonation | 0 | 0 | 0 | 0 |
| Fraud - Welfare | 0 | 0 | 0 | 0 |
| Fraud - Wire | 0 | 0 | 0 | 0 |
| Motor Vehicle Theft | 7 | 1 | 0 | 1 |
| Robbery | 5 | 0 | 0 | 0 |
| Stolen Property Offenses | 1 | 1 | 0 | 1 |
| Theft - Pocket-picking | 0 | 0 | 0 | 0 |
| Theft - Purse Snatching | 0 | 0 | 0 | 0 |
| Theft - Shoplifting | 1 | 0 | 0 | 0 |
| Theft From Building | 10 | 0 | 0 | 0 |
| Theft From Coin Machine | 0 | 0 | 0 | 0 |
| Theft From Motor Vehicle | 100 | 1 | 1 | 0 |
| Theft of Motor Vehicle Parts | 10 | 0 | 0 | 0 |
| Theft - All Other Larceny | 45 | 1 | 1 | 0 |
| Crimes Against Society | | | | |
| Drug/Narcotic Violations | 53 | 31 | 33 | 7 |
| Drug/Narcotic Equipment Violations | 24 | 15 | 3 | 0 |
| Gambling - Betting/Wagering | 0 | 0 | 0 | 0 |
| Gambling - Operating/Promoting | 0 | 0 | 0 | 0 |
| Gambling - Equipment Violations | 0 | 0 | 0 | 0 |
| Gambling - Sports Tampering | 0 | 0 | 0 | 0 |
| Pornography/Obscene Material | 0 | 0 | 0 | 0 |
| Prostitution | 4 | 1 | 1 | 0 |
| Prostitution Assisting/Promoting | 0 | 0 | 0 | 0 |
| Weapon Law Violations | 6 | 3 | 1 | 0 |
| Total Group A Offenses | 380 | 69 | 46 | 13 |



Nashville Metro Airport Police Department - 2007

2006 Population Estimate N/A

Offense Overview

Offense Total 173
 Number Cleared 68
 Percent Cleared 39.31 %

Group A Crimes per 100,000 population N/A

Arrest Overview

Total Arrests 102
 Adult Arrests 101
 Juvenile Arrests 1
 Unknown Age 0

Arrests per 100,000 population N/A

Average number offenses/incident 1.01

Domestic Violence Victims

| Offense | Total | Arrests |
|-------------------------|----------|----------|
| Murder | 0 | 0 |
| Aggravated Assault | 0 | 0 |
| Simple Assault | 5 | 5 |
| Intimidation | 0 | 0 |
| Stalking | 0 | 0 |
| Forcible Rape | 0 | 0 |
| Forcible Sodomy | 0 | 0 |
| Sexual Assault W/Object | 0 | 0 |
| Forcible Fondling | 0 | 0 |
| Incest | 0 | 0 |
| Statutory Rape | 0 | 0 |
| Kidnaping/Abduction | 0 | 0 |
| Total | 5 | 5 |

TIBRS Group B Arrests

| Offense | Adult | Juvenile |
|-----------------------|-----------|----------|
| Bad Checks | 0 | 0 |
| Curfew/Vagrancy | 0 | 0 |
| Disorderly Conduct | 6 | 1 |
| DUI | 19 | 0 |
| Drunkenness | 4 | 0 |
| Family-Non Violent | 1 | 0 |
| Liquor Law Violations | 4 | 0 |
| Peeping Tom | 0 | 0 |
| Runaway | 0 | 0 |
| Trespass | 4 | 0 |
| All Other Offenses | 2 | 0 |
| Total Group B | 40 | 1 |

| TIBRS Group A Offenses | Offenses | | Arrests | |
|------------------------------------|------------|-----------|-----------|----------|
| | Reported | Cleared | Adult | Juvenile |
| Crimes Against Persons | | | | |
| Murder | 0 | 0 | 0 | 0 |
| Negligent Manslaughter | 0 | 0 | 0 | 0 |
| Kidnaping/Abduction | 0 | 0 | 0 | 0 |
| Forcible Rape | 0 | 0 | 0 | 0 |
| Forcible Sodomy | 0 | 0 | 0 | 0 |
| Sexual Assault W/Object | 0 | 0 | 0 | 0 |
| Forcible Fondling | 0 | 0 | 0 | 0 |
| Incest | 0 | 0 | 0 | 0 |
| Statutory Rape | 0 | 0 | 0 | 0 |
| Aggravated Assault | 0 | 0 | 0 | 0 |
| Simple Assault | 17 | 12 | 10 | 0 |
| Intimidation | 1 | 0 | 0 | 0 |
| Stalking | 0 | 0 | 0 | 0 |
| Crimes Against Property | | | | |
| Arson | 0 | 0 | 0 | 0 |
| Bribery | 0 | 0 | 0 | 0 |
| Burglary | 1 | 0 | 0 | 0 |
| Counterfeiting/Forgery | 0 | 0 | 0 | 0 |
| Destruction/Damage/Vandalism | 24 | 3 | 3 | 0 |
| Embezzlement | 2 | 0 | 0 | 0 |
| Extortion/Blackmail | 0 | 0 | 0 | 0 |
| Fraud - False Pretenses | 15 | 1 | 1 | 0 |
| Fraud - Credit Card/ATM | 1 | 0 | 0 | 0 |
| Fraud - Impersonation | 2 | 1 | 0 | 0 |
| Fraud - Welfare | 0 | 0 | 0 | 0 |
| Fraud - Wire | 0 | 0 | 0 | 0 |
| Motor Vehicle Theft | 4 | 1 | 1 | 0 |
| Robbery | 0 | 0 | 0 | 0 |
| Stolen Property Offenses | 0 | 0 | 0 | 0 |
| Theft - Pocket-picking | 0 | 0 | 0 | 0 |
| Theft - Purse Snatching | 0 | 0 | 0 | 0 |
| Theft - Shoplifting | 3 | 2 | 2 | 0 |
| Theft From Building | 17 | 1 | 1 | 0 |
| Theft From Coin Machine | 0 | 0 | 0 | 0 |
| Theft From Motor Vehicle | 9 | 0 | 0 | 0 |
| Theft of Motor Vehicle Parts | 6 | 0 | 0 | 0 |
| Theft - All Other Larceny | 6 | 0 | 0 | 0 |
| Crimes Against Society | | | | |
| Drug/Narcotic Violations | 17 | 11 | 9 | 0 |
| Drug/Narcotic Equipment Violations | 11 | 7 | 6 | 0 |
| Gambling - Betting/Wagering | 0 | 0 | 0 | 0 |
| Gambling - Operating/Promoting | 0 | 0 | 0 | 0 |
| Gambling - Equipment Violations | 0 | 0 | 0 | 0 |
| Gambling - Sports Tampering | 0 | 0 | 0 | 0 |
| Pornography/Obscene Material | 0 | 0 | 0 | 0 |
| Prostitution | 0 | 0 | 0 | 0 |
| Prostitution Assisting/Promoting | 0 | 0 | 0 | 0 |
| Weapon Law Violations | 37 | 29 | 28 | 0 |
| Total Group A Offenses | 173 | 68 | 61 | 0 |



2006 Population Estimate N/A

Offense Overview

Offense Total 4
 Number Cleared 2
 Percent Cleared 50.00 %

Group A Crimes per 100,000 population N/A

Arrest Overview

Total Arrests 2
 Adult Arrests 2
 Juvenile Arrests 0
 Unknown Age 0

Arrests per 100,000 population N/A

Average number offenses/incident 1.00

Domestic Violence Victims

| Offense | Total | Arrests |
|-------------------------|----------|----------|
| Murder | 0 | 0 |
| Aggravated Assault | 0 | 0 |
| Simple Assault | 0 | 0 |
| Intimidation | 0 | 0 |
| Stalking | 0 | 0 |
| Forcible Rape | 0 | 0 |
| Forcible Sodomy | 0 | 0 |
| Sexual Assault W/Object | 0 | 0 |
| Forcible Fondling | 0 | 0 |
| Incest | 0 | 0 |
| Statutory Rape | 0 | 0 |
| Kidnaping/Abduction | 0 | 0 |
| Total | 0 | 0 |

TIBRS Group B Arrests

| Offense | Adult | Juvenile |
|-----------------------|----------|----------|
| Bad Checks | 0 | 0 |
| Curfew/Vagrancy | 0 | 0 |
| Disorderly Conduct | 0 | 0 |
| DUI | 0 | 0 |
| Drunkenness | 0 | 0 |
| Family-Non Violent | 0 | 0 |
| Liquor Law Violations | 0 | 0 |
| Peeping Tom | 0 | 0 |
| Runaway | 0 | 0 |
| Trespass | 0 | 0 |
| All Other Offenses | 1 | 0 |
| Total Group B | 1 | 0 |

| TIBRS Group A Offenses | Offenses | | Arrests | |
|------------------------------------|----------|----------|----------|----------|
| | Reported | Cleared | Adult | Juvenile |
| Crimes Against Persons | | | | |
| Murder | 0 | 0 | 0 | 0 |
| Negligent Manslaughter | 0 | 0 | 0 | 0 |
| Kidnaping/Abduction | 0 | 0 | 0 | 0 |
| Forcible Rape | 0 | 0 | 0 | 0 |
| Forcible Sodomy | 0 | 0 | 0 | 0 |
| Sexual Assault W/Object | 0 | 0 | 0 | 0 |
| Forcible Fondling | 0 | 0 | 0 | 0 |
| Incest | 0 | 0 | 0 | 0 |
| Statutory Rape | 0 | 0 | 0 | 0 |
| Aggravated Assault | 0 | 0 | 0 | 0 |
| Simple Assault | 0 | 0 | 0 | 0 |
| Intimidation | 1 | 1 | 0 | 0 |
| Stalking | 0 | 0 | 0 | 0 |
| Crimes Against Property | | | | |
| Arson | 0 | 0 | 0 | 0 |
| Bribery | 0 | 0 | 0 | 0 |
| Burglary | 0 | 0 | 0 | 0 |
| Counterfeiting/Forgery | 0 | 0 | 0 | 0 |
| Destruction/Damage/Vandalism | 0 | 0 | 0 | 0 |
| Embezzlement | 0 | 0 | 0 | 0 |
| Extortion/Blackmail | 0 | 0 | 0 | 0 |
| Fraud - False Pretenses | 0 | 0 | 0 | 0 |
| Fraud - Credit Card/ATM | 1 | 0 | 0 | 0 |
| Fraud - Impersonation | 0 | 0 | 0 | 0 |
| Fraud - Welfare | 0 | 0 | 0 | 0 |
| Fraud - Wire | 0 | 0 | 0 | 0 |
| Motor Vehicle Theft | 0 | 0 | 0 | 0 |
| Robbery | 0 | 0 | 0 | 0 |
| Stolen Property Offenses | 0 | 0 | 0 | 0 |
| Theft - Pocket-picking | 0 | 0 | 0 | 0 |
| Theft - Purse Snatching | 0 | 0 | 0 | 0 |
| Theft - Shoplifting | 0 | 0 | 0 | 0 |
| Theft From Building | 1 | 1 | 1 | 0 |
| Theft From Coin Machine | 1 | 0 | 0 | 0 |
| Theft From Motor Vehicle | 0 | 0 | 0 | 0 |
| Theft of Motor Vehicle Parts | 0 | 0 | 0 | 0 |
| Theft - All Other Larceny | 0 | 0 | 0 | 0 |
| Crimes Against Society | | | | |
| Drug/Narcotic Violations | 0 | 0 | 0 | 0 |
| Drug/Narcotic Equipment Violations | 0 | 0 | 0 | 0 |
| Gambling - Betting/Wagering | 0 | 0 | 0 | 0 |
| Gambling - Operating/Promoting | 0 | 0 | 0 | 0 |
| Gambling - Equipment Violations | 0 | 0 | 0 | 0 |
| Gambling - Sports Tampering | 0 | 0 | 0 | 0 |
| Pornography/Obscene Material | 0 | 0 | 0 | 0 |
| Prostitution | 0 | 0 | 0 | 0 |
| Prostitution Assisting/Promoting | 0 | 0 | 0 | 0 |
| Weapon Law Violations | 0 | 0 | 0 | 0 |
| Total Group A Offenses | 4 | 2 | 1 | 0 |



2006 Population Estimate N/A

Offense Overview

Offense Total 8
 Number Cleared 1
 Percent Cleared 12.50 %

Group A Crimes per 100,000 population N/A

Arrest Overview

Total Arrests 0
 Adult Arrests 0
 Juvenile Arrests 0
 Unknown Age 0

Arrests per 100,000 population N/A

Average number offenses/incident 1.00

| Domestic Violence Victims | | |
|---------------------------|----------|----------|
| Offense | Total | Arrests |
| Murder | 0 | 0 |
| Aggravated Assault | 0 | 0 |
| Simple Assault | 0 | 0 |
| Intimidation | 0 | 0 |
| Stalking | 0 | 0 |
| Forcible Rape | 0 | 0 |
| Forcible Sodomy | 0 | 0 |
| Sexual Assault W/Object | 0 | 0 |
| Forcible Fondling | 0 | 0 |
| Incest | 0 | 0 |
| Statutory Rape | 0 | 0 |
| Kidnaping/Abduction | 0 | 0 |
| Total | 0 | 0 |

| TIBRS Group B Arrests | | |
|-----------------------|----------|----------|
| Offense | Adult | Juvenile |
| Bad Checks | 0 | 0 |
| Curfew/Vagrancy | 0 | 0 |
| Disorderly Conduct | 0 | 0 |
| DUI | 0 | 0 |
| Drunkenness | 0 | 0 |
| Family-Non Violent | 0 | 0 |
| Liquor Law Violations | 0 | 0 |
| Peeping Tom | 0 | 0 |
| Runaway | 0 | 0 |
| Trespass | 0 | 0 |
| All Other Offenses | 0 | 0 |
| Total Group B | 0 | 0 |

| TIBRS Group A Offenses | Offenses | | Arrests | |
|------------------------------------|----------|----------|----------|----------|
| | Reported | Cleared | Adult | Juvenile |
| Crimes Against Persons | | | | |
| Murder | 0 | 0 | 0 | 0 |
| Negligent Manslaughter | 0 | 0 | 0 | 0 |
| Kidnaping/Abduction | 0 | 0 | 0 | 0 |
| Forcible Rape | 0 | 0 | 0 | 0 |
| Forcible Sodomy | 0 | 0 | 0 | 0 |
| Sexual Assault W/Object | 0 | 0 | 0 | 0 |
| Forcible Fondling | 0 | 0 | 0 | 0 |
| Incest | 0 | 0 | 0 | 0 |
| Statutory Rape | 0 | 0 | 0 | 0 |
| Aggravated Assault | 0 | 0 | 0 | 0 |
| Simple Assault | 0 | 0 | 0 | 0 |
| Intimidation | 0 | 0 | 0 | 0 |
| Stalking | 0 | 0 | 0 | 0 |
| Crimes Against Property | | | | |
| Arson | 0 | 0 | 0 | 0 |
| Bribery | 0 | 0 | 0 | 0 |
| Burglary | 0 | 0 | 0 | 0 |
| Counterfeiting/Forgery | 0 | 0 | 0 | 0 |
| Destruction/Damage/Vandalism | 0 | 0 | 0 | 0 |
| Embezzlement | 0 | 0 | 0 | 0 |
| Extortion/Blackmail | 0 | 0 | 0 | 0 |
| Fraud - False Pretenses | 0 | 0 | 0 | 0 |
| Fraud - Credit Card/ATM | 0 | 0 | 0 | 0 |
| Fraud - Impersonation | 0 | 0 | 0 | 0 |
| Fraud - Welfare | 0 | 0 | 0 | 0 |
| Fraud - Wire | 0 | 0 | 0 | 0 |
| Motor Vehicle Theft | 0 | 0 | 0 | 0 |
| Robbery | 0 | 0 | 0 | 0 |
| Stolen Property Offenses | 0 | 0 | 0 | 0 |
| Theft - Pocket-picking | 0 | 0 | 0 | 0 |
| Theft - Purse Snatching | 0 | 0 | 0 | 0 |
| Theft - Shoplifting | 0 | 0 | 0 | 0 |
| Theft From Building | 0 | 0 | 0 | 0 |
| Theft From Coin Machine | 0 | 0 | 0 | 0 |
| Theft From Motor Vehicle | 0 | 0 | 0 | 0 |
| Theft of Motor Vehicle Parts | 0 | 0 | 0 | 0 |
| Theft - All Other Larceny | 0 | 0 | 0 | 0 |
| Crimes Against Society | | | | |
| Drug/Narcotic Violations | 1 | 0 | 0 | 0 |
| Drug/Narcotic Equipment Violations | 2 | 0 | 0 | 0 |
| Gambling - Betting/Wagering | 0 | 0 | 0 | 0 |
| Gambling - Operating/Promoting | 0 | 0 | 0 | 0 |
| Gambling - Equipment Violations | 0 | 0 | 0 | 0 |
| Gambling - Sports Tampering | 0 | 0 | 0 | 0 |
| Pornography/Obscene Material | 0 | 0 | 0 | 0 |
| Prostitution | 0 | 0 | 0 | 0 |
| Prostitution Assisting/Promoting | 0 | 0 | 0 | 0 |
| Weapon Law Violations | 5 | 1 | 0 | 0 |
| Total Group A Offenses | 8 | 1 | 0 | 0 |



COLLEGES AND UNIVERSITIES

2007



2006 Population Estimate 9,207

Offense Overview

Offense Total 118
Number Cleared 33
Percent Cleared 27.97 %

Group A Crimes per 100,000 population 1,281.6

Arrest Overview

Total Arrests 57
Adult Arrests 56
Juvenile Arrests 1
Unknown Age 0

Arrests per 100,000 population 619.1

Average number offenses/incident 1.06

Domestic Violence Victims

| Offense | Total | Arrests |
|-------------------------|----------|----------|
| Murder | 0 | 0 |
| Aggravated Assault | 1 | 0 |
| Simple Assault | 5 | 4 |
| Intimidation | 0 | 0 |
| Stalking | 0 | 0 |
| Forcible Rape | 0 | 0 |
| Forcible Sodomy | 0 | 0 |
| Sexual Assault W/Object | 0 | 0 |
| Forcible Fondling | 1 | 1 |
| Incest | 0 | 0 |
| Statutory Rape | 0 | 0 |
| Kidnaping/Abduction | 1 | 1 |
| Total | 8 | 6 |

TIBRS Group B Arrests

| Offense | Adult | Juvenile |
|-----------------------|-----------|----------|
| Bad Checks | 0 | 0 |
| Curfew/Vagrancy | 0 | 0 |
| Disorderly Conduct | 0 | 0 |
| DUI | 7 | 0 |
| Drunkenness | 5 | 0 |
| Family-Non Violent | 0 | 0 |
| Liquor Law Violations | 18 | 0 |
| Peeping Tom | 0 | 0 |
| Runaway | 0 | 0 |
| Trespass | 1 | 0 |
| All Other Offenses | 6 | 0 |
| Total Group B | 37 | 0 |

| TIBRS Group A Offenses | Offenses | | Arrests | |
|------------------------------------|------------|-----------|-----------|----------|
| | Reported | Cleared | Adult | Juvenile |
| Crimes Against Persons | | | | |
| Murder | 0 | 0 | 0 | 0 |
| Negligent Manslaughter | 0 | 0 | 0 | 0 |
| Kidnaping/Abduction | 1 | 1 | 0 | 0 |
| Forcible Rape | 2 | 2 | 0 | 0 |
| Forcible Sodomy | 0 | 0 | 0 | 0 |
| Sexual Assault W/Object | 0 | 0 | 0 | 0 |
| Forcible Fondling | 1 | 1 | 0 | 0 |
| Incest | 0 | 0 | 0 | 0 |
| Statutory Rape | 0 | 0 | 0 | 0 |
| Aggravated Assault | 3 | 0 | 0 | 0 |
| Simple Assault | 9 | 9 | 5 | 1 |
| Intimidation | 4 | 1 | 0 | 0 |
| Stalking | 1 | 1 | 1 | 0 |
| Crimes Against Property | | | | |
| Arson | 1 | 0 | 0 | 0 |
| Bribery | 0 | 0 | 0 | 0 |
| Burglary | 2 | 0 | 0 | 0 |
| Counterfeiting/Forgery | 0 | 0 | 0 | 0 |
| Destruction/Damage/Vandalism | 18 | 0 | 0 | 0 |
| Embezzlement | 0 | 0 | 0 | 0 |
| Extortion/Blackmail | 0 | 0 | 0 | 0 |
| Fraud - False Pretenses | 0 | 0 | 0 | 0 |
| Fraud - Credit Card/ATM | 0 | 0 | 0 | 0 |
| Fraud - Impersonation | 2 | 2 | 2 | 0 |
| Fraud - Welfare | 0 | 0 | 0 | 0 |
| Fraud - Wire | 0 | 0 | 0 | 0 |
| Motor Vehicle Theft | 0 | 0 | 0 | 0 |
| Robbery | 1 | 0 | 0 | 0 |
| Stolen Property Offenses | 0 | 0 | 0 | 0 |
| Theft - Pocket-picking | 0 | 0 | 0 | 0 |
| Theft - Purse Snatching | 1 | 0 | 0 | 0 |
| Theft - Shoplifting | 0 | 0 | 0 | 0 |
| Theft From Building | 42 | 0 | 0 | 0 |
| Theft From Coin Machine | 0 | 0 | 0 | 0 |
| Theft From Motor Vehicle | 6 | 0 | 0 | 0 |
| Theft of Motor Vehicle Parts | 6 | 0 | 0 | 0 |
| Theft - All Other Larceny | 1 | 0 | 0 | 0 |
| Crimes Against Society | | | | |
| Drug/Narcotic Violations | 11 | 10 | 10 | 0 |
| Drug/Narcotic Equipment Violations | 5 | 5 | 1 | 0 |
| Gambling - Betting/Wagering | 0 | 0 | 0 | 0 |
| Gambling - Operating/Promoting | 0 | 0 | 0 | 0 |
| Gambling - Equipment Violations | 0 | 0 | 0 | 0 |
| Gambling - Sports Tampering | 0 | 0 | 0 | 0 |
| Pornography/Obscene Material | 0 | 0 | 0 | 0 |
| Prostitution | 0 | 0 | 0 | 0 |
| Prostitution Assisting/Promoting | 0 | 0 | 0 | 0 |
| Weapon Law Violations | 1 | 1 | 0 | 0 |
| Total Group A Offenses | 118 | 33 | 19 | 1 |



2006 Population Estimate 1,757

Offense Overview

Offense Total 66
 Number Cleared 3
 Percent Cleared 4.55 %
 Group A Crimes per 100,000 population 3,756.4

Arrest Overview

Total Arrests 3
 Adult Arrests 3
 Juvenile Arrests 0
 Unknown Age 0
 Arrests per 100,000 population 170.7
 Average number offenses/incident 1.02

Domestic Violence Victims

| Offense | Total | Arrests |
|-------------------------|----------|----------|
| Murder | 0 | 0 |
| Aggravated Assault | 0 | 0 |
| Simple Assault | 0 | 0 |
| Intimidation | 0 | 0 |
| Stalking | 0 | 0 |
| Forcible Rape | 0 | 0 |
| Forcible Sodomy | 0 | 0 |
| Sexual Assault W/Object | 0 | 0 |
| Forcible Fondling | 0 | 0 |
| Incest | 0 | 0 |
| Statutory Rape | 0 | 0 |
| Kidnaping/Abduction | 0 | 0 |
| Total | 0 | 0 |

TIBRS Group B Arrests

| Offense | Adult | Juvenile |
|-----------------------|----------|----------|
| Bad Checks | 0 | 0 |
| Curfew/Vagrancy | 0 | 0 |
| Disorderly Conduct | 0 | 0 |
| DUI | 0 | 0 |
| Drunkenness | 0 | 0 |
| Family-Non Violent | 0 | 0 |
| Liquor Law Violations | 0 | 0 |
| Peeping Tom | 0 | 0 |
| Runaway | 0 | 0 |
| Trespass | 0 | 0 |
| All Other Offenses | 0 | 0 |
| Total Group B | 0 | 0 |

| TIBRS Group A Offenses | Offenses | | Arrests | |
|------------------------------------|-----------|----------|----------|----------|
| | Reported | Cleared | Adult | Juvenile |
| Crimes Against Persons | | | | |
| Murder | 0 | 0 | 0 | 0 |
| Negligent Manslaughter | 0 | 0 | 0 | 0 |
| Kidnaping/Abduction | 0 | 0 | 0 | 0 |
| Forcible Rape | 0 | 0 | 0 | 0 |
| Forcible Sodomy | 0 | 0 | 0 | 0 |
| Sexual Assault W/Object | 0 | 0 | 0 | 0 |
| Forcible Fondling | 0 | 0 | 0 | 0 |
| Incest | 0 | 0 | 0 | 0 |
| Statutory Rape | 0 | 0 | 0 | 0 |
| Aggravated Assault | 0 | 0 | 0 | 0 |
| Simple Assault | 0 | 0 | 0 | 0 |
| Intimidation | 2 | 0 | 0 | 0 |
| Stalking | 1 | 0 | 0 | 0 |
| Crimes Against Property | | | | |
| Arson | 3 | 0 | 0 | 0 |
| Bribery | 0 | 0 | 0 | 0 |
| Burglary | 2 | 0 | 0 | 0 |
| Counterfeiting/Forgery | 0 | 0 | 0 | 0 |
| Destruction/Damage/Vandalism | 23 | 0 | 0 | 0 |
| Embezzlement | 0 | 0 | 0 | 0 |
| Extortion/Blackmail | 0 | 0 | 0 | 0 |
| Fraud - False Pretenses | 0 | 0 | 0 | 0 |
| Fraud - Credit Card/ATM | 0 | 0 | 0 | 0 |
| Fraud - Impersonation | 0 | 0 | 0 | 0 |
| Fraud - Welfare | 0 | 0 | 0 | 0 |
| Fraud - Wire | 0 | 0 | 0 | 0 |
| Motor Vehicle Theft | 3 | 1 | 1 | 0 |
| Robbery | 0 | 0 | 0 | 0 |
| Stolen Property Offenses | 0 | 0 | 0 | 0 |
| Theft - Pocket-picking | 0 | 0 | 0 | 0 |
| Theft - Purse Snatching | 0 | 0 | 0 | 0 |
| Theft - Shoplifting | 0 | 0 | 0 | 0 |
| Theft From Building | 7 | 0 | 0 | 0 |
| Theft From Coin Machine | 0 | 0 | 0 | 0 |
| Theft From Motor Vehicle | 13 | 0 | 0 | 0 |
| Theft of Motor Vehicle Parts | 2 | 0 | 0 | 0 |
| Theft - All Other Larceny | 4 | 0 | 0 | 0 |
| Crimes Against Society | | | | |
| Drug/Narcotic Violations | 5 | 2 | 2 | 0 |
| Drug/Narcotic Equipment Violations | 1 | 0 | 0 | 0 |
| Gambling - Betting/Wagering | 0 | 0 | 0 | 0 |
| Gambling - Operating/Promoting | 0 | 0 | 0 | 0 |
| Gambling - Equipment Violations | 0 | 0 | 0 | 0 |
| Gambling - Sports Tampering | 0 | 0 | 0 | 0 |
| Pornography/Obscene Material | 0 | 0 | 0 | 0 |
| Prostitution | 0 | 0 | 0 | 0 |
| Prostitution Assisting/Promoting | 0 | 0 | 0 | 0 |
| Weapon Law Violations | 0 | 0 | 0 | 0 |
| Total Group A Offenses | 66 | 3 | 3 | 0 |



2006 Population Estimate 14,670

Offense Overview

Offense Total 280
Number Cleared 77
Percent Cleared 27.50 %

Group A Crimes per 100,000 population 1,908.7

Arrest Overview

Total Arrests 123
Adult Arrests 119
Juvenile Arrests 4
Unknown Age 0

Arrests per 100,000 population 838.4

Average number offenses/incident 1.16

Domestic Violence Victims

| Offense | Total | Arrests |
|-------------------------|----------|----------|
| Murder | 0 | 0 |
| Aggravated Assault | 0 | 0 |
| Simple Assault | 7 | 5 |
| Intimidation | 0 | 0 |
| Stalking | 0 | 0 |
| Forcible Rape | 0 | 0 |
| Forcible Sodomy | 0 | 0 |
| Sexual Assault W/Object | 0 | 0 |
| Forcible Fondling | 1 | 0 |
| Incest | 0 | 0 |
| Statutory Rape | 0 | 0 |
| Kidnaping/Abduction | 0 | 0 |
| Total | 8 | 5 |

TIBRS Group B Arrests

| Offense | Adult | Juvenile |
|-----------------------|-----------|----------|
| Bad Checks | 0 | 0 |
| Curfew/Vagrancy | 0 | 0 |
| Disorderly Conduct | 0 | 0 |
| DUI | 5 | 0 |
| Drunkenness | 10 | 0 |
| Family-Non Violent | 0 | 0 |
| Liquor Law Violations | 64 | 2 |
| Peeping Tom | 0 | 0 |
| Runaway | 0 | 0 |
| Trespass | 0 | 0 |
| All Other Offenses | 5 | 1 |
| Total Group B | 84 | 3 |

| TIBRS Group A Offenses | Offenses | | Arrests | |
|------------------------------------|------------|-----------|-----------|----------|
| | Reported | Cleared | Adult | Juvenile |
| Crimes Against Persons | | | | |
| Murder | 0 | 0 | 0 | 0 |
| Negligent Manslaughter | 0 | 0 | 0 | 0 |
| Kidnaping/Abduction | 0 | 0 | 0 | 0 |
| Forcible Rape | 0 | 0 | 0 | 0 |
| Forcible Sodomy | 0 | 0 | 0 | 0 |
| Sexual Assault W/Object | 0 | 0 | 0 | 0 |
| Forcible Fondling | 3 | 3 | 0 | 0 |
| Incest | 0 | 0 | 0 | 0 |
| Statutory Rape | 0 | 0 | 0 | 0 |
| Aggravated Assault | 3 | 2 | 2 | 0 |
| Simple Assault | 18 | 16 | 5 | 0 |
| Intimidation | 24 | 13 | 3 | 0 |
| Stalking | 0 | 0 | 0 | 0 |
| Crimes Against Property | | | | |
| Arson | 3 | 0 | 0 | 0 |
| Bribery | 0 | 0 | 0 | 0 |
| Burglary | 17 | 0 | 0 | 0 |
| Counterfeiting/Forgery | 3 | 3 | 2 | 0 |
| Destruction/Damage/Vandalism | 97 | 6 | 3 | 0 |
| Embezzlement | 0 | 0 | 0 | 0 |
| Extortion/Blackmail | 0 | 0 | 0 | 0 |
| Fraud - False Pretenses | 3 | 3 | 1 | 0 |
| Fraud - Credit Card/ATM | 1 | 0 | 0 | 0 |
| Fraud - Impersonation | 1 | 0 | 0 | 0 |
| Fraud - Welfare | 0 | 0 | 0 | 0 |
| Fraud - Wire | 0 | 0 | 0 | 0 |
| Motor Vehicle Theft | 5 | 0 | 0 | 0 |
| Robbery | 2 | 0 | 0 | 0 |
| Stolen Property Offenses | 0 | 0 | 0 | 0 |
| Theft - Pocket-picking | 0 | 0 | 0 | 0 |
| Theft - Purse Snatching | 0 | 0 | 0 | 0 |
| Theft - Shoplifting | 0 | 0 | 0 | 0 |
| Theft From Building | 39 | 7 | 5 | 0 |
| Theft From Coin Machine | 15 | 0 | 0 | 0 |
| Theft From Motor Vehicle | 7 | 1 | 0 | 0 |
| Theft of Motor Vehicle Parts | 6 | 0 | 0 | 0 |
| Theft - All Other Larceny | 8 | 2 | 3 | 0 |
| Crimes Against Society | | | | |
| Drug/Narcotic Violations | 9 | 9 | 7 | 1 |
| Drug/Narcotic Equipment Violations | 10 | 8 | 1 | 0 |
| Gambling - Betting/Wagering | 0 | 0 | 0 | 0 |
| Gambling - Operating/Promoting | 0 | 0 | 0 | 0 |
| Gambling - Equipment Violations | 0 | 0 | 0 | 0 |
| Gambling - Sports Tampering | 0 | 0 | 0 | 0 |
| Pornography/Obscene Material | 0 | 0 | 0 | 0 |
| Prostitution | 0 | 0 | 0 | 0 |
| Prostitution Assisting/Promoting | 0 | 0 | 0 | 0 |
| Weapon Law Violations | 6 | 4 | 3 | 0 |
| Total Group A Offenses | 280 | 77 | 35 | 1 |



2006 Population Estimate **21,473**

Offense Overview

Offense Total 506
 Number Cleared 163
 Percent Cleared 32.21 %

Group A Crimes per 100,000
 population 2,356.4

Arrest Overview

Total Arrests 360
 Adult Arrests 350
 Juvenile Arrests 10
 Unknown Age 0

Arrests per 100,000 population 1,676.5

Average number offenses/incident 1.09

Domestic Violence Victims

| Offense | Total | Arrests |
|-------------------------|-----------|-----------|
| Murder | 0 | 0 |
| Aggravated Assault | 1 | 1 |
| Simple Assault | 11 | 8 |
| Intimidation | 4 | 2 |
| Stalking | 0 | 0 |
| Forcible Rape | 1 | 0 |
| Forcible Sodomy | 0 | 0 |
| Sexual Assault W/Object | 0 | 0 |
| Forcible Fondling | 0 | 0 |
| Incest | 0 | 0 |
| Statutory Rape | 0 | 0 |
| Kidnaping/Abduction | 0 | 0 |
| Total | 17 | 11 |

TIBRS Group B Arrests

| Offense | Adult | Juvenile |
|-----------------------|------------|----------|
| Bad Checks | 0 | 0 |
| Curfew/Vagrancy | 0 | 0 |
| Disorderly Conduct | 4 | 1 |
| DUI | 30 | 1 |
| Drunkenness | 15 | 0 |
| Family-Non Violent | 0 | 0 |
| Liquor Law Violations | 150 | 1 |
| Peeping Tom | 0 | 0 |
| Runaway | 0 | 0 |
| Trespass | 5 | 0 |
| All Other Offenses | 12 | 1 |
| Total Group B | 216 | 4 |

| TIBRS Group A Offenses | Offenses | | Arrests | |
|------------------------------------|------------|------------|------------|----------|
| | Reported | Cleared | Adult | Juvenile |
| Crimes Against Persons | | | | |
| Murder | 0 | 0 | 0 | 0 |
| Negligent Manslaughter | 0 | 0 | 0 | 0 |
| Kidnaping/Abduction | 0 | 0 | 0 | 0 |
| Forcible Rape | 3 | 2 | 0 | 0 |
| Forcible Sodomy | 0 | 0 | 0 | 0 |
| Sexual Assault W/Object | 0 | 0 | 0 | 0 |
| Forcible Fondling | 1 | 1 | 1 | 0 |
| Incest | 0 | 0 | 0 | 0 |
| Statutory Rape | 0 | 0 | 0 | 0 |
| Aggravated Assault | 10 | 3 | 3 | 0 |
| Simple Assault | 29 | 19 | 16 | 0 |
| Intimidation | 13 | 3 | 2 | 0 |
| Stalking | 0 | 0 | 0 | 0 |
| Crimes Against Property | | | | |
| Arson | 2 | 1 | 0 | 0 |
| Bribery | 0 | 0 | 0 | 0 |
| Burglary | 73 | 4 | 2 | 2 |
| Counterfeiting/Forgery | 1 | 0 | 0 | 0 |
| Destruction/Damage/Vandalism | 80 | 8 | 8 | 0 |
| Embezzlement | 1 | 0 | 0 | 0 |
| Extortion/Blackmail | 0 | 0 | 0 | 0 |
| Fraud - False Pretenses | 1 | 0 | 0 | 0 |
| Fraud - Credit Card/ATM | 2 | 2 | 2 | 0 |
| Fraud - Impersonation | 0 | 0 | 0 | 0 |
| Fraud - Welfare | 0 | 0 | 0 | 0 |
| Fraud - Wire | 0 | 0 | 0 | 0 |
| Motor Vehicle Theft | 5 | 2 | 2 | 0 |
| Robbery | 3 | 0 | 0 | 0 |
| Stolen Property Offenses | 3 | 3 | 1 | 1 |
| Theft - Pocket-picking | 1 | 0 | 0 | 0 |
| Theft - Purse Snatching | 0 | 0 | 0 | 0 |
| Theft - Shoplifting | 6 | 4 | 2 | 1 |
| Theft From Building | 92 | 13 | 11 | 0 |
| Theft From Coin Machine | 5 | 0 | 0 | 0 |
| Theft From Motor Vehicle | 23 | 1 | 2 | 0 |
| Theft of Motor Vehicle Parts | 6 | 0 | 0 | 0 |
| Theft - All Other Larceny | 54 | 5 | 4 | 0 |
| Crimes Against Society | | | | |
| Drug/Narcotic Violations | 52 | 52 | 52 | 2 |
| Drug/Narcotic Equipment Violations | 32 | 32 | 20 | 0 |
| Gambling - Betting/Wagering | 0 | 0 | 0 | 0 |
| Gambling - Operating/Promoting | 0 | 0 | 0 | 0 |
| Gambling - Equipment Violations | 0 | 0 | 0 | 0 |
| Gambling - Sports Tampering | 0 | 0 | 0 | 0 |
| Pornography/Obscene Material | 0 | 0 | 0 | 0 |
| Prostitution | 0 | 0 | 0 | 0 |
| Prostitution Assisting/Promoting | 0 | 0 | 0 | 0 |
| Weapon Law Violations | 8 | 8 | 6 | 0 |
| Total Group A Offenses | 506 | 163 | 134 | 6 |



2006 Population Estimate **3,789**

Offense Overview

Offense Total 23
 Number Cleared 3
 Percent Cleared 13.04 %

Group A Crimes per 100,000
 population 607.0

Arrest Overview

Total Arrests 0
 Adult Arrests 0
 Juvenile Arrests 0
 Unknown Age 0

Arrests per 100,000 population 0.0

Average number offenses/incident 1.00

Domestic Violence Victims

| Offense | Total | Arrests |
|-------------------------|----------|----------|
| Murder | 0 | 0 |
| Aggravated Assault | 0 | 0 |
| Simple Assault | 0 | 0 |
| Intimidation | 0 | 0 |
| Stalking | 0 | 0 |
| Forcible Rape | 0 | 0 |
| Forcible Sodomy | 0 | 0 |
| Sexual Assault W/Object | 0 | 0 |
| Forcible Fondling | 0 | 0 |
| Incest | 0 | 0 |
| Statutory Rape | 0 | 0 |
| Kidnaping/Abduction | 0 | 0 |
| Total | 0 | 0 |

TIBRS Group B Arrests

| Offense | Adult | Juvenile |
|-----------------------|----------|----------|
| Bad Checks | 0 | 0 |
| Curfew/Vagrancy | 0 | 0 |
| Disorderly Conduct | 0 | 0 |
| DUI | 0 | 0 |
| Drunkenness | 0 | 0 |
| Family-Non Violent | 0 | 0 |
| Liquor Law Violations | 0 | 0 |
| Peeping Tom | 0 | 0 |
| Runaway | 0 | 0 |
| Trespass | 0 | 0 |
| All Other Offenses | 0 | 0 |
| Total Group B | 0 | 0 |

| TIBRS Group A Offenses | Offenses | | Arrests | |
|------------------------------------|-----------|----------|----------|----------|
| | Reported | Cleared | Adult | Juvenile |
| Crimes Against Persons | | | | |
| Murder | 0 | 0 | 0 | 0 |
| Negligent Manslaughter | 0 | 0 | 0 | 0 |
| Kidnaping/Abduction | 0 | 0 | 0 | 0 |
| Forcible Rape | 0 | 0 | 0 | 0 |
| Forcible Sodomy | 0 | 0 | 0 | 0 |
| Sexual Assault W/Object | 0 | 0 | 0 | 0 |
| Forcible Fondling | 0 | 0 | 0 | 0 |
| Incest | 0 | 0 | 0 | 0 |
| Statutory Rape | 0 | 0 | 0 | 0 |
| Aggravated Assault | 0 | 0 | 0 | 0 |
| Simple Assault | 2 | 2 | 0 | 0 |
| Intimidation | 0 | 0 | 0 | 0 |
| Stalking | 0 | 0 | 0 | 0 |
| Crimes Against Property | | | | |
| Arson | 0 | 0 | 0 | 0 |
| Bribery | 0 | 0 | 0 | 0 |
| Burglary | 2 | 0 | 0 | 0 |
| Counterfeiting/Forgery | 0 | 0 | 0 | 0 |
| Destruction/Damage/Vandalism | 2 | 0 | 0 | 0 |
| Embezzlement | 0 | 0 | 0 | 0 |
| Extortion/Blackmail | 0 | 0 | 0 | 0 |
| Fraud - False Pretenses | 0 | 0 | 0 | 0 |
| Fraud - Credit Card/ATM | 0 | 0 | 0 | 0 |
| Fraud - Impersonation | 1 | 0 | 0 | 0 |
| Fraud - Welfare | 0 | 0 | 0 | 0 |
| Fraud - Wire | 0 | 0 | 0 | 0 |
| Motor Vehicle Theft | 0 | 0 | 0 | 0 |
| Robbery | 0 | 0 | 0 | 0 |
| Stolen Property Offenses | 0 | 0 | 0 | 0 |
| Theft - Pocket-picking | 0 | 0 | 0 | 0 |
| Theft - Purse Snatching | 0 | 0 | 0 | 0 |
| Theft - Shoplifting | 1 | 1 | 0 | 0 |
| Theft From Building | 10 | 0 | 0 | 0 |
| Theft From Coin Machine | 0 | 0 | 0 | 0 |
| Theft From Motor Vehicle | 3 | 0 | 0 | 0 |
| Theft of Motor Vehicle Parts | 0 | 0 | 0 | 0 |
| Theft - All Other Larceny | 1 | 0 | 0 | 0 |
| Crimes Against Society | | | | |
| Drug/Narcotic Violations | 1 | 0 | 0 | 0 |
| Drug/Narcotic Equipment Violations | 0 | 0 | 0 | 0 |
| Gambling - Betting/Wagering | 0 | 0 | 0 | 0 |
| Gambling - Operating/Promoting | 0 | 0 | 0 | 0 |
| Gambling - Equipment Violations | 0 | 0 | 0 | 0 |
| Gambling - Sports Tampering | 0 | 0 | 0 | 0 |
| Pornography/Obscene Material | 0 | 0 | 0 | 0 |
| Prostitution | 0 | 0 | 0 | 0 |
| Prostitution Assisting/Promoting | 0 | 0 | 0 | 0 |
| Weapon Law Violations | 0 | 0 | 0 | 0 |
| Total Group A Offenses | 23 | 3 | 0 | 0 |



2006 Population Estimate **8,067**

Offense Overview

Offense Total 96
 Number Cleared 9
 Percent Cleared 9.38 %

Group A Crimes per 100,000
 population 1,190.0

Arrest Overview

Total Arrests 10
 Adult Arrests 9
 Juvenile Arrests 1
 Unknown Age 0

Arrests per 100,000 population 124.0

Average number offenses/incident 1.03

Domestic Violence Victims

| Offense | Total | Arrests |
|-------------------------|----------|----------|
| Murder | 0 | 0 |
| Aggravated Assault | 0 | 0 |
| Simple Assault | 1 | 1 |
| Intimidation | 0 | 0 |
| Stalking | 0 | 0 |
| Forcible Rape | 0 | 0 |
| Forcible Sodomy | 0 | 0 |
| Sexual Assault W/Object | 0 | 0 |
| Forcible Fondling | 0 | 0 |
| Incest | 0 | 0 |
| Statutory Rape | 0 | 0 |
| Kidnaping/Abduction | 0 | 0 |
| Total | 1 | 1 |

TIBRS Group B Arrests

| Offense | Adult | Juvenile |
|-----------------------|----------|----------|
| Bad Checks | 0 | 0 |
| Curfew/Vagrancy | 0 | 0 |
| Disorderly Conduct | 0 | 0 |
| DUI | 0 | 0 |
| Drunkenness | 0 | 0 |
| Family-Non Violent | 0 | 0 |
| Liquor Law Violations | 0 | 0 |
| Peeping Tom | 0 | 0 |
| Runaway | 0 | 0 |
| Trespass | 0 | 0 |
| All Other Offenses | 0 | 0 |
| Total Group B | 0 | 0 |

| TIBRS Group A Offenses | Offenses | | Arrests | |
|------------------------------------|-----------|----------|----------|----------|
| | Reported | Cleared | Adult | Juvenile |
| Crimes Against Persons | | | | |
| Murder | 0 | 0 | 0 | 0 |
| Negligent Manslaughter | 0 | 0 | 0 | 0 |
| Kidnaping/Abduction | 0 | 0 | 0 | 0 |
| Forcible Rape | 0 | 0 | 0 | 0 |
| Forcible Sodomy | 0 | 0 | 0 | 0 |
| Sexual Assault W/Object | 0 | 0 | 0 | 0 |
| Forcible Fondling | 0 | 0 | 0 | 0 |
| Incest | 0 | 0 | 0 | 0 |
| Statutory Rape | 0 | 0 | 0 | 0 |
| Aggravated Assault | 0 | 0 | 0 | 0 |
| Simple Assault | 3 | 2 | 2 | 1 |
| Intimidation | 2 | 0 | 0 | 0 |
| Stalking | 0 | 0 | 0 | 0 |
| Crimes Against Property | | | | |
| Arson | 0 | 0 | 0 | 0 |
| Bribery | 0 | 0 | 0 | 0 |
| Burglary | 0 | 0 | 0 | 0 |
| Counterfeiting/Forgery | 0 | 0 | 0 | 0 |
| Destruction/Damage/Vandalism | 10 | 1 | 1 | 0 |
| Embezzlement | 0 | 0 | 0 | 0 |
| Extortion/Blackmail | 0 | 0 | 0 | 0 |
| Fraud - False Pretenses | 0 | 0 | 0 | 0 |
| Fraud - Credit Card/ATM | 0 | 0 | 0 | 0 |
| Fraud - Impersonation | 0 | 0 | 0 | 0 |
| Fraud - Welfare | 0 | 0 | 0 | 0 |
| Fraud - Wire | 0 | 0 | 0 | 0 |
| Motor Vehicle Theft | 5 | 0 | 0 | 0 |
| Robbery | 1 | 0 | 0 | 0 |
| Stolen Property Offenses | 0 | 0 | 0 | 0 |
| Theft - Pocket-picking | 0 | 0 | 0 | 0 |
| Theft - Purse Snatching | 0 | 0 | 0 | 0 |
| Theft - Shoplifting | 0 | 0 | 0 | 0 |
| Theft From Building | 36 | 3 | 3 | 0 |
| Theft From Coin Machine | 0 | 0 | 0 | 0 |
| Theft From Motor Vehicle | 18 | 1 | 1 | 0 |
| Theft of Motor Vehicle Parts | 18 | 0 | 0 | 0 |
| Theft - All Other Larceny | 1 | 0 | 0 | 0 |
| Crimes Against Society | | | | |
| Drug/Narcotic Violations | 1 | 1 | 1 | 0 |
| Drug/Narcotic Equipment Violations | 0 | 0 | 0 | 0 |
| Gambling - Betting/Wagering | 0 | 0 | 0 | 0 |
| Gambling - Operating/Promoting | 0 | 0 | 0 | 0 |
| Gambling - Equipment Violations | 0 | 0 | 0 | 0 |
| Gambling - Sports Tampering | 0 | 0 | 0 | 0 |
| Pornography/Obscene Material | 0 | 0 | 0 | 0 |
| Prostitution | 0 | 0 | 0 | 0 |
| Prostitution Assisting/Promoting | 0 | 0 | 0 | 0 |
| Weapon Law Violations | 1 | 1 | 1 | 0 |
| Total Group A Offenses | 96 | 9 | 9 | 1 |



2006 Population Estimate 9,701

Offense Overview

Offense Total 191
 Number Cleared 19
 Percent Cleared 9.95 %
 Group A Crimes per 100,000 population 1,968.9

Arrest Overview

Total Arrests 20
 Adult Arrests 20
 Juvenile Arrests 0
 Unknown Age 0
 Arrests per 100,000 population 206.2
 Average number offenses/incident 1.01

Domestic Violence Victims

| Offense | Total | Arrests |
|-------------------------|-----------|----------|
| Murder | 0 | 0 |
| Aggravated Assault | 1 | 0 |
| Simple Assault | 6 | 2 |
| Intimidation | 5 | 2 |
| Stalking | 0 | 0 |
| Forcible Rape | 0 | 0 |
| Forcible Sodomy | 0 | 0 |
| Sexual Assault W/Object | 0 | 0 |
| Forcible Fondling | 0 | 0 |
| Incest | 0 | 0 |
| Statutory Rape | 0 | 0 |
| Kidnaping/Abduction | 0 | 0 |
| Total | 12 | 4 |

TIBRS Group B Arrests

| Offense | Adult | Juvenile |
|-----------------------|----------|----------|
| Bad Checks | 0 | 0 |
| Curfew/Vagrancy | 0 | 0 |
| Disorderly Conduct | 5 | 0 |
| DUI | 0 | 0 |
| Drunkenness | 0 | 0 |
| Family-Non Violent | 0 | 0 |
| Liquor Law Violations | 0 | 0 |
| Peeping Tom | 0 | 0 |
| Runaway | 0 | 0 |
| Trespass | 0 | 0 |
| All Other Offenses | 0 | 0 |
| Total Group B | 5 | 0 |

| TIBRS Group A Offenses | Offenses | | Arrests | |
|------------------------------------|------------|-----------|-----------|----------|
| | Reported | Cleared | Adult | Juvenile |
| Crimes Against Persons | | | | |
| Murder | 0 | 0 | 0 | 0 |
| Negligent Manslaughter | 0 | 0 | 0 | 0 |
| Kidnaping/Abduction | 0 | 0 | 0 | 0 |
| Forcible Rape | 0 | 0 | 0 | 0 |
| Forcible Sodomy | 0 | 0 | 0 | 0 |
| Sexual Assault W/Object | 0 | 0 | 0 | 0 |
| Forcible Fondling | 0 | 0 | 0 | 0 |
| Incest | 0 | 0 | 0 | 0 |
| Statutory Rape | 0 | 0 | 0 | 0 |
| Aggravated Assault | 4 | 1 | 1 | 0 |
| Simple Assault | 24 | 5 | 3 | 0 |
| Intimidation | 9 | 2 | 2 | 0 |
| Stalking | 1 | 0 | 0 | 0 |
| Crimes Against Property | | | | |
| Arson | 0 | 0 | 0 | 0 |
| Bribery | 0 | 0 | 0 | 0 |
| Burglary | 4 | 0 | 0 | 0 |
| Counterfeiting/Forgery | 0 | 0 | 0 | 0 |
| Destruction/Damage/Vandalism | 22 | 1 | 0 | 0 |
| Embezzlement | 0 | 0 | 0 | 0 |
| Extortion/Blackmail | 0 | 0 | 0 | 0 |
| Fraud - False Pretenses | 1 | 0 | 0 | 0 |
| Fraud - Credit Card/ATM | 3 | 0 | 0 | 0 |
| Fraud - Impersonation | 1 | 0 | 0 | 0 |
| Fraud - Welfare | 0 | 0 | 0 | 0 |
| Fraud - Wire | 0 | 0 | 0 | 0 |
| Motor Vehicle Theft | 6 | 0 | 0 | 0 |
| Robbery | 3 | 1 | 1 | 0 |
| Stolen Property Offenses | 0 | 0 | 0 | 0 |
| Theft - Pocket-picking | 0 | 0 | 0 | 0 |
| Theft - Purse Snatching | 1 | 0 | 0 | 0 |
| Theft - Shoplifting | 2 | 1 | 1 | 0 |
| Theft From Building | 79 | 1 | 1 | 0 |
| Theft From Coin Machine | 2 | 0 | 0 | 0 |
| Theft From Motor Vehicle | 12 | 1 | 0 | 0 |
| Theft of Motor Vehicle Parts | 2 | 0 | 0 | 0 |
| Theft - All Other Larceny | 5 | 0 | 0 | 0 |
| Crimes Against Society | | | | |
| Drug/Narcotic Violations | 10 | 6 | 6 | 0 |
| Drug/Narcotic Equipment Violations | 0 | 0 | 0 | 0 |
| Gambling - Betting/Wagering | 0 | 0 | 0 | 0 |
| Gambling - Operating/Promoting | 0 | 0 | 0 | 0 |
| Gambling - Equipment Violations | 0 | 0 | 0 | 0 |
| Gambling - Sports Tampering | 0 | 0 | 0 | 0 |
| Pornography/Obscene Material | 0 | 0 | 0 | 0 |
| Prostitution | 0 | 0 | 0 | 0 |
| Prostitution Assisting/Promoting | 0 | 0 | 0 | 0 |
| Weapon Law Violations | 0 | 0 | 0 | 0 |
| Total Group A Offenses | 191 | 19 | 15 | 0 |



2006 Population Estimate 10,875

Offense Overview

Offense Total 200
Number Cleared 72
Percent Cleared 36.00 %

Group A Crimes per 100,000 population 1,839.1

Arrest Overview

Total Arrests 130
Adult Arrests 120
Juvenile Arrests 10
Unknown Age 0

Arrests per 100,000 population 1,195.4

Average number offenses/incident 1.04

Domestic Violence Victims

| Offense | Total | Arrests |
|-------------------------|----------|----------|
| Murder | 0 | 0 |
| Aggravated Assault | 0 | 0 |
| Simple Assault | 2 | 2 |
| Intimidation | 2 | 2 |
| Stalking | 0 | 0 |
| Forcible Rape | 0 | 0 |
| Forcible Sodomy | 0 | 0 |
| Sexual Assault W/Object | 0 | 0 |
| Forcible Fondling | 0 | 0 |
| Incest | 0 | 0 |
| Statutory Rape | 0 | 0 |
| Kidnaping/Abduction | 0 | 0 |
| Total | 4 | 4 |

TIBRS Group B Arrests

| Offense | Adult | Juvenile |
|-----------------------|-----------|----------|
| Bad Checks | 0 | 0 |
| Curfew/Vagrancy | 0 | 1 |
| Disorderly Conduct | 21 | 0 |
| DUI | 1 | 0 |
| Drunkenness | 8 | 0 |
| Family-Non Violent | 0 | 0 |
| Liquor Law Violations | 22 | 0 |
| Peeping Tom | 0 | 0 |
| Runaway | 0 | 0 |
| Trespass | 3 | 1 |
| All Other Offenses | 2 | 0 |
| Total Group B | 57 | 2 |

| TIBRS Group A Offenses | Offenses | | Arrests | |
|------------------------------------|------------|-----------|-----------|----------|
| | Reported | Cleared | Adult | Juvenile |
| Crimes Against Persons | | | | |
| Murder | 0 | 0 | 0 | 0 |
| Negligent Manslaughter | 0 | 0 | 0 | 0 |
| Kidnaping/Abduction | 0 | 0 | 0 | 0 |
| Forcible Rape | 0 | 0 | 0 | 0 |
| Forcible Sodomy | 0 | 0 | 0 | 0 |
| Sexual Assault W/Object | 1 | 1 | 0 | 0 |
| Forcible Fondling | 0 | 0 | 0 | 0 |
| Incest | 0 | 0 | 0 | 0 |
| Statutory Rape | 0 | 0 | 0 | 0 |
| Aggravated Assault | 2 | 1 | 1 | 0 |
| Simple Assault | 5 | 5 | 5 | 0 |
| Intimidation | 12 | 8 | 8 | 0 |
| Stalking | 0 | 0 | 0 | 0 |
| Crimes Against Property | | | | |
| Arson | 0 | 0 | 0 | 0 |
| Bribery | 0 | 0 | 0 | 0 |
| Burglary | 33 | 11 | 6 | 0 |
| Counterfeiting/Forgery | 0 | 0 | 0 | 0 |
| Destruction/Damage/Vandalism | 39 | 5 | 5 | 0 |
| Embezzlement | 0 | 0 | 0 | 0 |
| Extortion/Blackmail | 0 | 0 | 0 | 0 |
| Fraud - False Pretenses | 2 | 2 | 1 | 0 |
| Fraud - Credit Card/ATM | 1 | 0 | 0 | 0 |
| Fraud - Impersonation | 1 | 1 | 2 | 0 |
| Fraud - Welfare | 0 | 0 | 0 | 0 |
| Fraud - Wire | 0 | 0 | 0 | 0 |
| Motor Vehicle Theft | 3 | 1 | 2 | 2 |
| Robbery | 1 | 1 | 3 | 2 |
| Stolen Property Offenses | 0 | 0 | 0 | 0 |
| Theft - Pocket-picking | 0 | 0 | 0 | 0 |
| Theft - Purse Snatching | 0 | 0 | 0 | 0 |
| Theft - Shoplifting | 1 | 1 | 2 | 0 |
| Theft From Building | 48 | 13 | 10 | 2 |
| Theft From Coin Machine | 0 | 0 | 0 | 0 |
| Theft From Motor Vehicle | 19 | 2 | 2 | 1 |
| Theft of Motor Vehicle Parts | 10 | 0 | 0 | 0 |
| Theft - All Other Larceny | 2 | 0 | 0 | 0 |
| Crimes Against Society | | | | |
| Drug/Narcotic Violations | 12 | 12 | 15 | 1 |
| Drug/Narcotic Equipment Violations | 7 | 7 | 0 | 0 |
| Gambling - Betting/Wagering | 0 | 0 | 0 | 0 |
| Gambling - Operating/Promoting | 0 | 0 | 0 | 0 |
| Gambling - Equipment Violations | 0 | 0 | 0 | 0 |
| Gambling - Sports Tampering | 0 | 0 | 0 | 0 |
| Pornography/Obscene Material | 0 | 0 | 0 | 0 |
| Prostitution | 0 | 0 | 0 | 0 |
| Prostitution Assisting/Promoting | 0 | 0 | 0 | 0 |
| Weapon Law Violations | 1 | 1 | 1 | 0 |
| Total Group A Offenses | 200 | 72 | 63 | 8 |



2006 Population Estimate 21,693

Offense Overview

Offense Total 343
 Number Cleared 114
 Percent Cleared 33.24 %
 Group A Crimes per 100,000 population 1,581.2

Arrest Overview

Total Arrests 101
 Adult Arrests 94
 Juvenile Arrests 7
 Unknown Age 0
 Arrests per 100,000 population 465.6
 Average number offenses/incident 1.05

Domestic Violence Victims

| Offense | Total | Arrests |
|-------------------------|-----------|-----------|
| Murder | 0 | 0 |
| Aggravated Assault | 1 | 1 |
| Simple Assault | 17 | 9 |
| Intimidation | 8 | 1 |
| Stalking | 1 | 0 |
| Forcible Rape | 0 | 0 |
| Forcible Sodomy | 0 | 0 |
| Sexual Assault W/Object | 0 | 0 |
| Forcible Fondling | 0 | 0 |
| Incest | 0 | 0 |
| Statutory Rape | 0 | 0 |
| Kidnaping/Abduction | 0 | 0 |
| Total | 27 | 11 |

TIBRS Group B Arrests

| Offense | Adult | Juvenile |
|-----------------------|-----------|----------|
| Bad Checks | 0 | 0 |
| Curfew/Vagrancy | 0 | 0 |
| Disorderly Conduct | 0 | 0 |
| DUI | 0 | 0 |
| Drunkenness | 8 | 0 |
| Family-Non Violent | 2 | 0 |
| Liquor Law Violations | 5 | 0 |
| Peeping Tom | 0 | 0 |
| Runaway | 0 | 1 |
| Trespass | 7 | 0 |
| All Other Offenses | 2 | 0 |
| Total Group B | 24 | 1 |

| TIBRS Group A Offenses | Offenses | | Arrests | |
|------------------------------------|------------|------------|-----------|----------|
| | Reported | Cleared | Adult | Juvenile |
| Crimes Against Persons | | | | |
| Murder | 1 | 1 | 4 | 0 |
| Negligent Manslaughter | 0 | 0 | 0 | 0 |
| Kidnaping/Abduction | 0 | 0 | 0 | 0 |
| Forcible Rape | 2 | 2 | 2 | 0 |
| Forcible Sodomy | 0 | 0 | 0 | 0 |
| Sexual Assault W/Object | 0 | 0 | 0 | 0 |
| Forcible Fondling | 3 | 1 | 1 | 0 |
| Incest | 0 | 0 | 0 | 0 |
| Statutory Rape | 0 | 0 | 0 | 0 |
| Aggravated Assault | 2 | 2 | 1 | 1 |
| Simple Assault | 36 | 32 | 15 | 0 |
| Intimidation | 25 | 13 | 9 | 0 |
| Stalking | 1 | 0 | 0 | 0 |
| Crimes Against Property | | | | |
| Arson | 1 | 0 | 0 | 0 |
| Bribery | 0 | 0 | 0 | 0 |
| Burglary | 32 | 5 | 2 | 0 |
| Counterfeiting/Forgery | 1 | 1 | 1 | 0 |
| Destruction/Damage/Vandalism | 45 | 9 | 7 | 0 |
| Embezzlement | 2 | 2 | 0 | 0 |
| Extortion/Blackmail | 1 | 0 | 0 | 0 |
| Fraud - False Pretenses | 3 | 2 | 2 | 0 |
| Fraud - Credit Card/ATM | 2 | 1 | 1 | 0 |
| Fraud - Impersonation | 0 | 0 | 0 | 0 |
| Fraud - Welfare | 0 | 0 | 0 | 0 |
| Fraud - Wire | 0 | 0 | 0 | 0 |
| Motor Vehicle Theft | 9 | 0 | 0 | 0 |
| Robbery | 1 | 1 | 1 | 0 |
| Stolen Property Offenses | 1 | 1 | 1 | 0 |
| Theft - Pocket-picking | 0 | 0 | 0 | 0 |
| Theft - Purse Snatching | 0 | 0 | 0 | 0 |
| Theft - Shoplifting | 2 | 2 | 2 | 0 |
| Theft From Building | 49 | 3 | 3 | 0 |
| Theft From Coin Machine | 17 | 16 | 3 | 0 |
| Theft From Motor Vehicle | 20 | 0 | 0 | 0 |
| Theft of Motor Vehicle Parts | 48 | 0 | 0 | 0 |
| Theft - All Other Larceny | 24 | 5 | 1 | 5 |
| Crimes Against Society | | | | |
| Drug/Narcotic Violations | 10 | 10 | 11 | 0 |
| Drug/Narcotic Equipment Violations | 3 | 3 | 1 | 0 |
| Gambling - Betting/Wagering | 0 | 0 | 0 | 0 |
| Gambling - Operating/Promoting | 0 | 0 | 0 | 0 |
| Gambling - Equipment Violations | 0 | 0 | 0 | 0 |
| Gambling - Sports Tampering | 0 | 0 | 0 | 0 |
| Pornography/Obscene Material | 0 | 0 | 0 | 0 |
| Prostitution | 0 | 0 | 0 | 0 |
| Prostitution Assisting/Promoting | 0 | 0 | 0 | 0 |
| Weapon Law Violations | 2 | 2 | 2 | 0 |
| Total Group A Offenses | 343 | 114 | 70 | 6 |



2006 Population Estimate 8,545

Offense Overview

Offense Total 462
Number Cleared 152
Percent Cleared 32.90 %
Group A Crimes per 100,000 population 5,406.7

Arrest Overview

Total Arrests 384
Adult Arrests 381
Juvenile Arrests 3
Unknown Age 0
Arrests per 100,000 population 4,493.9
Average number offenses/incident 1.18

Domestic Violence Victims

| Offense | Total | Arrests |
|-------------------------|----------|----------|
| Murder | 0 | 0 |
| Aggravated Assault | 1 | 1 |
| Simple Assault | 7 | 4 |
| Intimidation | 1 | 0 |
| Stalking | 0 | 0 |
| Forcible Rape | 0 | 0 |
| Forcible Sodomy | 0 | 0 |
| Sexual Assault W/Object | 0 | 0 |
| Forcible Fondling | 0 | 0 |
| Incest | 0 | 0 |
| Statutory Rape | 0 | 0 |
| Kidnaping/Abduction | 0 | 0 |
| Total | 9 | 5 |

TIBRS Group B Arrests

| Offense | Adult | Juvenile |
|-----------------------|------------|----------|
| Bad Checks | 0 | 0 |
| Curfew/Vagrancy | 0 | 0 |
| Disorderly Conduct | 17 | 1 |
| DUI | 16 | 0 |
| Drunkenness | 17 | 0 |
| Family-Non Violent | 0 | 0 |
| Liquor Law Violations | 154 | 2 |
| Peeping Tom | 0 | 0 |
| Runaway | 0 | 0 |
| Trespass | 36 | 0 |
| All Other Offenses | 10 | 0 |
| Total Group B | 250 | 3 |

| TIBRS Group A Offenses | Offenses | | Arrests | |
|------------------------------------|------------|------------|------------|----------|
| | Reported | Cleared | Adult | Juvenile |
| Crimes Against Persons | | | | |
| Murder | 0 | 0 | 0 | 0 |
| Negligent Manslaughter | 0 | 0 | 0 | 0 |
| Kidnaping/Abduction | 0 | 0 | 1 | 0 |
| Forcible Rape | 1 | 0 | 0 | 0 |
| Forcible Sodomy | 0 | 0 | 0 | 0 |
| Sexual Assault W/Object | 0 | 0 | 0 | 0 |
| Forcible Fondling | 1 | 0 | 0 | 0 |
| Incest | 0 | 0 | 0 | 0 |
| Statutory Rape | 0 | 0 | 0 | 0 |
| Aggravated Assault | 4 | 2 | 2 | 0 |
| Simple Assault | 34 | 19 | 14 | 0 |
| Intimidation | 7 | 2 | 0 | 0 |
| Stalking | 1 | 0 | 0 | 0 |
| Crimes Against Property | | | | |
| Arson | 1 | 0 | 0 | 0 |
| Bribery | 0 | 0 | 0 | 0 |
| Burglary | 62 | 6 | 4 | 0 |
| Counterfeiting/Forgery | 2 | 0 | 0 | 0 |
| Destruction/Damage/Vandalism | 102 | 14 | 7 | 0 |
| Embezzlement | 0 | 0 | 0 | 0 |
| Extortion/Blackmail | 0 | 0 | 0 | 0 |
| Fraud - False Pretenses | 0 | 0 | 1 | 0 |
| Fraud - Credit Card/ATM | 2 | 0 | 0 | 0 |
| Fraud - Impersonation | 7 | 7 | 6 | 0 |
| Fraud - Welfare | 0 | 0 | 0 | 0 |
| Fraud - Wire | 0 | 0 | 0 | 0 |
| Motor Vehicle Theft | 4 | 0 | 0 | 0 |
| Robbery | 2 | 2 | 3 | 0 |
| Stolen Property Offenses | 0 | 0 | 0 | 0 |
| Theft - Pocket-picking | 0 | 0 | 0 | 0 |
| Theft - Purse Snatching | 1 | 1 | 1 | 0 |
| Theft - Shoplifting | 0 | 0 | 0 | 0 |
| Theft From Building | 47 | 2 | 2 | 0 |
| Theft From Coin Machine | 10 | 0 | 0 | 0 |
| Theft From Motor Vehicle | 50 | 10 | 11 | 0 |
| Theft of Motor Vehicle Parts | 13 | 1 | 0 | 0 |
| Theft - All Other Larceny | 26 | 5 | 2 | 0 |
| Crimes Against Society | | | | |
| Drug/Narcotic Violations | 54 | 52 | 64 | 0 |
| Drug/Narcotic Equipment Violations | 23 | 22 | 6 | 0 |
| Gambling - Betting/Wagering | 0 | 0 | 0 | 0 |
| Gambling - Operating/Promoting | 0 | 0 | 0 | 0 |
| Gambling - Equipment Violations | 0 | 0 | 0 | 0 |
| Gambling - Sports Tampering | 0 | 0 | 0 | 0 |
| Pornography/Obscene Material | 0 | 0 | 0 | 0 |
| Prostitution | 0 | 0 | 0 | 0 |
| Prostitution Assisting/Promoting | 0 | 0 | 0 | 0 |
| Weapon Law Violations | 8 | 7 | 7 | 0 |
| Total Group A Offenses | 462 | 152 | 131 | 0 |



2006 Population Estimate 32,171

Offense Overview

Offense Total 576
 Number Cleared 37
 Percent Cleared 6.42 %
 Group A Crimes per 100,000 population 1,790.4

Arrest Overview

Total Arrests 275
 Adult Arrests 263
 Juvenile Arrests 12
 Unknown Age 0
 Arrests per 100,000 population 854.8
 Average number offenses/incident 1.00

Domestic Violence Victims

| Offense | Total | Arrests |
|-------------------------|----------|----------|
| Murder | 0 | 0 |
| Aggravated Assault | 1 | 1 |
| Simple Assault | 4 | 3 |
| Intimidation | 3 | 0 |
| Stalking | 0 | 0 |
| Forcible Rape | 0 | 0 |
| Forcible Sodomy | 0 | 0 |
| Sexual Assault W/Object | 0 | 0 |
| Forcible Fondling | 0 | 0 |
| Incest | 0 | 0 |
| Statutory Rape | 0 | 0 |
| Kidnaping/Abduction | 0 | 0 |
| Total | 8 | 4 |

TIBRS Group B Arrests

| Offense | Adult | Juvenile |
|-----------------------|------------|----------|
| Bad Checks | 0 | 0 |
| Curfew/Vagrancy | 0 | 0 |
| Disorderly Conduct | 1 | 0 |
| DUI | 41 | 0 |
| Drunkenness | 156 | 4 |
| Family-Non Violent | 0 | 0 |
| Liquor Law Violations | 3 | 0 |
| Peeping Tom | 0 | 0 |
| Runaway | 0 | 0 |
| Trespass | 18 | 2 |
| All Other Offenses | 0 | 0 |
| Total Group B | 219 | 6 |

| TIBRS Group A Offenses | Offenses | | Arrests | |
|------------------------------------|------------|-----------|-----------|----------|
| | Reported | Cleared | Adult | Juvenile |
| Crimes Against Persons | | | | |
| Murder | 0 | 0 | 0 | 0 |
| Negligent Manslaughter | 0 | 0 | 0 | 0 |
| Kidnaping/Abduction | 0 | 0 | 0 | 0 |
| Forcible Rape | 1 | 0 | 0 | 0 |
| Forcible Sodomy | 0 | 0 | 0 | 0 |
| Sexual Assault W/Object | 0 | 0 | 0 | 0 |
| Forcible Fondling | 1 | 0 | 0 | 0 |
| Incest | 0 | 0 | 0 | 0 |
| Statutory Rape | 1 | 1 | 1 | 0 |
| Aggravated Assault | 3 | 2 | 2 | 0 |
| Simple Assault | 18 | 4 | 4 | 0 |
| Intimidation | 6 | 0 | 0 | 0 |
| Stalking | 1 | 0 | 0 | 0 |
| Crimes Against Property | | | | |
| Arson | 0 | 0 | 0 | 0 |
| Bribery | 0 | 0 | 0 | 0 |
| Burglary | 3 | 0 | 0 | 0 |
| Counterfeiting/Forgery | 0 | 0 | 0 | 0 |
| Destruction/Damage/Vandalism | 85 | 2 | 1 | 2 |
| Embezzlement | 0 | 0 | 0 | 0 |
| Extortion/Blackmail | 0 | 0 | 0 | 0 |
| Fraud - False Pretenses | 0 | 0 | 0 | 0 |
| Fraud - Credit Card/ATM | 0 | 0 | 0 | 0 |
| Fraud - Impersonation | 0 | 0 | 0 | 0 |
| Fraud - Welfare | 0 | 0 | 0 | 0 |
| Fraud - Wire | 0 | 0 | 0 | 0 |
| Motor Vehicle Theft | 6 | 0 | 0 | 0 |
| Robbery | 0 | 0 | 0 | 0 |
| Stolen Property Offenses | 0 | 0 | 0 | 0 |
| Theft - Pocket-picking | 1 | 0 | 0 | 0 |
| Theft - Purse Snatching | 1 | 1 | 0 | 1 |
| Theft - Shoplifting | 2 | 0 | 0 | 0 |
| Theft From Building | 91 | 1 | 1 | 0 |
| Theft From Coin Machine | 0 | 0 | 0 | 0 |
| Theft From Motor Vehicle | 111 | 1 | 3 | 0 |
| Theft of Motor Vehicle Parts | 3 | 0 | 0 | 0 |
| Theft - All Other Larceny | 194 | 3 | 3 | 0 |
| Crimes Against Society | | | | |
| Drug/Narcotic Violations | 38 | 19 | 25 | 3 |
| Drug/Narcotic Equipment Violations | 9 | 3 | 4 | 0 |
| Gambling - Betting/Wagering | 0 | 0 | 0 | 0 |
| Gambling - Operating/Promoting | 0 | 0 | 0 | 0 |
| Gambling - Equipment Violations | 0 | 0 | 0 | 0 |
| Gambling - Sports Tampering | 0 | 0 | 0 | 0 |
| Pornography/Obscene Material | 0 | 0 | 0 | 0 |
| Prostitution | 0 | 0 | 0 | 0 |
| Prostitution Assisting/Promoting | 0 | 0 | 0 | 0 |
| Weapon Law Violations | 1 | 0 | 0 | 0 |
| Total Group A Offenses | 576 | 37 | 44 | 6 |



2006 Population Estimate 7,105

Offense Overview

Offense Total 143
Number Cleared 58
Percent Cleared 40.56 %

Group A Crimes per 100,000 population 2,012.7

Arrest Overview

Total Arrests 123
Adult Arrests 110
Juvenile Arrests 13
Unknown Age 0

Arrests per 100,000 population 1,731.2

Average number offenses/incident 1.06

Domestic Violence Victims

| Offense | Total | Arrests |
|-------------------------|----------|----------|
| Murder | 0 | 0 |
| Aggravated Assault | 0 | 0 |
| Simple Assault | 7 | 4 |
| Intimidation | 1 | 0 |
| Stalking | 1 | 1 |
| Forcible Rape | 0 | 0 |
| Forcible Sodomy | 0 | 0 |
| Sexual Assault W/Object | 0 | 0 |
| Forcible Fondling | 0 | 0 |
| Incest | 0 | 0 |
| Statutory Rape | 0 | 0 |
| Kidnaping/Abduction | 0 | 0 |
| Total | 9 | 5 |

TIBRS Group B Arrests

| Offense | Adult | Juvenile |
|-----------------------|-----------|----------|
| Bad Checks | 0 | 0 |
| Curfew/Vagrancy | 0 | 0 |
| Disorderly Conduct | 2 | 1 |
| DUI | 6 | 0 |
| Drunkenness | 6 | 0 |
| Family-Non Violent | 0 | 0 |
| Liquor Law Violations | 57 | 5 |
| Peeping Tom | 0 | 0 |
| Runaway | 0 | 0 |
| Trespass | 1 | 0 |
| All Other Offenses | 4 | 0 |
| Total Group B | 76 | 6 |

| TIBRS Group A Offenses | Offenses | | Arrests | |
|------------------------------------|------------|-----------|-----------|----------|
| | Reported | Cleared | Adult | Juvenile |
| Crimes Against Persons | | | | |
| Murder | 0 | 0 | 0 | 0 |
| Negligent Manslaughter | 0 | 0 | 0 | 0 |
| Kidnaping/Abduction | 0 | 0 | 0 | 0 |
| Forcible Rape | 0 | 0 | 0 | 0 |
| Forcible Sodomy | 0 | 0 | 0 | 0 |
| Sexual Assault W/Object | 0 | 0 | 0 | 0 |
| Forcible Fondling | 0 | 0 | 0 | 0 |
| Incest | 0 | 0 | 0 | 0 |
| Statutory Rape | 0 | 0 | 0 | 0 |
| Aggravated Assault | 1 | 1 | 0 | 0 |
| Simple Assault | 12 | 10 | 6 | 0 |
| Intimidation | 7 | 6 | 0 | 0 |
| Stalking | 1 | 1 | 1 | 0 |
| Crimes Against Property | | | | |
| Arson | 0 | 0 | 0 | 0 |
| Bribery | 0 | 0 | 0 | 0 |
| Burglary | 15 | 6 | 3 | 0 |
| Counterfeiting/Forgery | 2 | 1 | 2 | 0 |
| Destruction/Damage/Vandalism | 24 | 2 | 0 | 0 |
| Embezzlement | 0 | 0 | 0 | 0 |
| Extortion/Blackmail | 0 | 0 | 0 | 0 |
| Fraud - False Pretenses | 1 | 1 | 1 | 0 |
| Fraud - Credit Card/ATM | 3 | 1 | 0 | 0 |
| Fraud - Impersonation | 0 | 0 | 0 | 0 |
| Fraud - Welfare | 0 | 0 | 0 | 0 |
| Fraud - Wire | 0 | 0 | 0 | 0 |
| Motor Vehicle Theft | 2 | 2 | 2 | 3 |
| Robbery | 2 | 2 | 2 | 2 |
| Stolen Property Offenses | 0 | 0 | 0 | 0 |
| Theft - Pocket-picking | 0 | 0 | 0 | 0 |
| Theft - Purse Snatching | 0 | 0 | 0 | 0 |
| Theft - Shoplifting | 0 | 0 | 0 | 0 |
| Theft From Building | 24 | 2 | 2 | 0 |
| Theft From Coin Machine | 1 | 0 | 0 | 0 |
| Theft From Motor Vehicle | 5 | 3 | 2 | 2 |
| Theft of Motor Vehicle Parts | 5 | 1 | 1 | 0 |
| Theft - All Other Larceny | 19 | 2 | 0 | 0 |
| Crimes Against Society | | | | |
| Drug/Narcotic Violations | 11 | 10 | 10 | 0 |
| Drug/Narcotic Equipment Violations | 8 | 7 | 2 | 0 |
| Gambling - Betting/Wagering | 0 | 0 | 0 | 0 |
| Gambling - Operating/Promoting | 0 | 0 | 0 | 0 |
| Gambling - Equipment Violations | 0 | 0 | 0 | 0 |
| Gambling - Sports Tampering | 0 | 0 | 0 | 0 |
| Pornography/Obscene Material | 0 | 0 | 0 | 0 |
| Prostitution | 0 | 0 | 0 | 0 |
| Prostitution Assisting/Promoting | 0 | 0 | 0 | 0 |
| Weapon Law Violations | 0 | 0 | 0 | 0 |
| Total Group A Offenses | 143 | 58 | 34 | 7 |



2006 Population Estimate 4,809

Offense Overview

Offense Total 90
Number Cleared 7
Percent Cleared 7.78 %

Group A Crimes per 100,000 population 1,871.5

Arrest Overview

Total Arrests 15
Adult Arrests 15
Juvenile Arrests 0
Unknown Age 0

Arrests per 100,000 population 311.9

Average number offenses/incident 1.00

Domestic Violence Victims

| Offense | Total | Arrests |
|-------------------------|----------|----------|
| Murder | 0 | 0 |
| Aggravated Assault | 0 | 0 |
| Simple Assault | 1 | 1 |
| Intimidation | 0 | 0 |
| Stalking | 0 | 0 |
| Forcible Rape | 0 | 0 |
| Forcible Sodomy | 0 | 0 |
| Sexual Assault W/Object | 0 | 0 |
| Forcible Fondling | 0 | 0 |
| Incest | 0 | 0 |
| Statutory Rape | 0 | 0 |
| Kidnaping/Abduction | 0 | 0 |
| Total | 1 | 1 |

TIBRS Group B Arrests

| Offense | Adult | Juvenile |
|-----------------------|----------|----------|
| Bad Checks | 0 | 0 |
| Curfew/Vagrancy | 0 | 0 |
| Disorderly Conduct | 0 | 0 |
| DUI | 0 | 0 |
| Drunkenness | 0 | 0 |
| Family-Non Violent | 0 | 0 |
| Liquor Law Violations | 0 | 0 |
| Peeping Tom | 0 | 0 |
| Runaway | 0 | 0 |
| Trespass | 7 | 0 |
| All Other Offenses | 0 | 0 |
| Total Group B | 7 | 0 |

| TIBRS Group A Offenses | Offenses | | Arrests | |
|------------------------------------|-----------|----------|----------|----------|
| | Reported | Cleared | Adult | Juvenile |
| Crimes Against Persons | | | | |
| Murder | 0 | 0 | 0 | 0 |
| Negligent Manslaughter | 0 | 0 | 0 | 0 |
| Kidnaping/Abduction | 0 | 0 | 0 | 0 |
| Forcible Rape | 0 | 0 | 0 | 0 |
| Forcible Sodomy | 0 | 0 | 0 | 0 |
| Sexual Assault W/Object | 0 | 0 | 0 | 0 |
| Forcible Fondling | 0 | 0 | 0 | 0 |
| Incest | 0 | 0 | 0 | 0 |
| Statutory Rape | 0 | 0 | 0 | 0 |
| Aggravated Assault | 2 | 2 | 2 | 0 |
| Simple Assault | 1 | 1 | 1 | 0 |
| Intimidation | 8 | 0 | 0 | 0 |
| Stalking | 0 | 0 | 0 | 0 |
| Crimes Against Property | | | | |
| Arson | 0 | 0 | 0 | 0 |
| Bribery | 0 | 0 | 0 | 0 |
| Burglary | 1 | 0 | 0 | 0 |
| Counterfeiting/Forgery | 0 | 0 | 0 | 0 |
| Destruction/Damage/Vandalism | 11 | 0 | 0 | 0 |
| Embezzlement | 0 | 0 | 0 | 0 |
| Extortion/Blackmail | 0 | 0 | 0 | 0 |
| Fraud - False Pretenses | 0 | 0 | 0 | 0 |
| Fraud - Credit Card/ATM | 0 | 0 | 0 | 0 |
| Fraud - Impersonation | 0 | 0 | 0 | 0 |
| Fraud - Welfare | 0 | 0 | 0 | 0 |
| Fraud - Wire | 0 | 0 | 0 | 0 |
| Motor Vehicle Theft | 4 | 0 | 1 | 0 |
| Robbery | 1 | 1 | 0 | 0 |
| Stolen Property Offenses | 0 | 0 | 0 | 0 |
| Theft - Pocket-picking | 0 | 0 | 0 | 0 |
| Theft - Purse Snatching | 0 | 0 | 0 | 0 |
| Theft - Shoplifting | 0 | 0 | 0 | 0 |
| Theft From Building | 32 | 0 | 0 | 0 |
| Theft From Coin Machine | 0 | 0 | 0 | 0 |
| Theft From Motor Vehicle | 23 | 1 | 2 | 0 |
| Theft of Motor Vehicle Parts | 5 | 0 | 0 | 0 |
| Theft - All Other Larceny | 0 | 0 | 0 | 0 |
| Crimes Against Society | | | | |
| Drug/Narcotic Violations | 1 | 1 | 1 | 0 |
| Drug/Narcotic Equipment Violations | 1 | 1 | 1 | 0 |
| Gambling - Betting/Wagering | 0 | 0 | 0 | 0 |
| Gambling - Operating/Promoting | 0 | 0 | 0 | 0 |
| Gambling - Equipment Violations | 0 | 0 | 0 | 0 |
| Gambling - Sports Tampering | 0 | 0 | 0 | 0 |
| Pornography/Obscene Material | 0 | 0 | 0 | 0 |
| Prostitution | 0 | 0 | 0 | 0 |
| Prostitution Assisting/Promoting | 0 | 0 | 0 | 0 |
| Weapon Law Violations | 0 | 0 | 0 | 0 |
| Total Group A Offenses | 90 | 7 | 8 | 0 |



2006 Population Estimate 2,227

Offense Overview

Offense Total 122
Number Cleared 32
Percent Cleared 26.23 %

Group A Crimes per 100,000 population 5,478.2

Arrest Overview

Total Arrests 109
Adult Arrests 108
Juvenile Arrests 1
Unknown Age 0

Arrests per 100,000 population 4,894.5

Average number offenses/incident 1.14

Domestic Violence Victims

| Offense | Total | Arrests |
|-------------------------|----------|----------|
| Murder | 0 | 0 |
| Aggravated Assault | 0 | 0 |
| Simple Assault | 0 | 0 |
| Intimidation | 0 | 0 |
| Stalking | 0 | 0 |
| Forcible Rape | 0 | 0 |
| Forcible Sodomy | 0 | 0 |
| Sexual Assault W/Object | 0 | 0 |
| Forcible Fondling | 0 | 0 |
| Incest | 0 | 0 |
| Statutory Rape | 0 | 0 |
| Kidnaping/Abduction | 0 | 0 |
| Total | 0 | 0 |

TIBRS Group B Arrests

| Offense | Adult | Juvenile |
|-----------------------|-----------|----------|
| Bad Checks | 0 | 0 |
| Curfew/Vagrancy | 0 | 0 |
| Disorderly Conduct | 10 | 0 |
| DUI | 9 | 0 |
| Drunkenness | 8 | 0 |
| Family-Non Violent | 0 | 0 |
| Liquor Law Violations | 42 | 1 |
| Peeping Tom | 0 | 0 |
| Runaway | 0 | 0 |
| Trespass | 6 | 0 |
| All Other Offenses | 5 | 0 |
| Total Group B | 80 | 1 |

| TIBRS Group A Offenses | Offenses | | Arrests | |
|------------------------------------|------------|-----------|-----------|----------|
| | Reported | Cleared | Adult | Juvenile |
| Crimes Against Persons | | | | |
| Murder | 0 | 0 | 0 | 0 |
| Negligent Manslaughter | 0 | 0 | 0 | 0 |
| Kidnaping/Abduction | 0 | 0 | 0 | 0 |
| Forcible Rape | 0 | 0 | 0 | 0 |
| Forcible Sodomy | 0 | 0 | 0 | 0 |
| Sexual Assault W/Object | 0 | 0 | 0 | 0 |
| Forcible Fondling | 0 | 0 | 0 | 0 |
| Incest | 0 | 0 | 0 | 0 |
| Statutory Rape | 0 | 0 | 0 | 0 |
| Aggravated Assault | 1 | 1 | 1 | 0 |
| Simple Assault | 3 | 1 | 1 | 0 |
| Intimidation | 2 | 1 | 1 | 0 |
| Stalking | 0 | 0 | 0 | 0 |
| Crimes Against Property | | | | |
| Arson | 1 | 0 | 0 | 0 |
| Bribery | 0 | 0 | 0 | 0 |
| Burglary | 16 | 0 | 0 | 0 |
| Counterfeiting/Forgery | 1 | 0 | 0 | 0 |
| Destruction/Damage/Vandalism | 24 | 1 | 0 | 0 |
| Embezzlement | 0 | 0 | 0 | 0 |
| Extortion/Blackmail | 0 | 0 | 0 | 0 |
| Fraud - False Pretenses | 0 | 0 | 0 | 0 |
| Fraud - Credit Card/ATM | 0 | 0 | 0 | 0 |
| Fraud - Impersonation | 1 | 0 | 0 | 0 |
| Fraud - Welfare | 0 | 0 | 0 | 0 |
| Fraud - Wire | 0 | 0 | 0 | 0 |
| Motor Vehicle Theft | 1 | 0 | 0 | 0 |
| Robbery | 0 | 0 | 0 | 0 |
| Stolen Property Offenses | 0 | 0 | 0 | 0 |
| Theft - Pocket-picking | 0 | 0 | 0 | 0 |
| Theft - Purse Snatching | 0 | 0 | 0 | 0 |
| Theft - Shoplifting | 0 | 0 | 0 | 0 |
| Theft From Building | 27 | 0 | 0 | 0 |
| Theft From Coin Machine | 0 | 0 | 0 | 0 |
| Theft From Motor Vehicle | 3 | 0 | 0 | 0 |
| Theft of Motor Vehicle Parts | 2 | 0 | 0 | 0 |
| Theft - All Other Larceny | 8 | 0 | 0 | 0 |
| Crimes Against Society | | | | |
| Drug/Narcotic Violations | 15 | 13 | 12 | 0 |
| Drug/Narcotic Equipment Violations | 15 | 14 | 11 | 0 |
| Gambling - Betting/Wagering | 0 | 0 | 0 | 0 |
| Gambling - Operating/Promoting | 0 | 0 | 0 | 0 |
| Gambling - Equipment Violations | 0 | 0 | 0 | 0 |
| Gambling - Sports Tampering | 0 | 0 | 0 | 0 |
| Pornography/Obscene Material | 0 | 0 | 0 | 0 |
| Prostitution | 0 | 0 | 0 | 0 |
| Prostitution Assisting/Promoting | 0 | 0 | 0 | 0 |
| Weapon Law Violations | 2 | 1 | 2 | 0 |
| Total Group A Offenses | 122 | 32 | 28 | 0 |



2006 Population Estimate 26,614

Offense Overview

Offense Total 1,017
 Number Cleared 284
 Percent Cleared 27.93 %

Group A Crimes per 100,000 population 3,821.3

Arrest Overview

Total Arrests 745
 Adult Arrests 738
 Juvenile Arrests 7
 Unknown Age 0

Arrests per 100,000 population 2,799.3

Average number offenses/incident 1.09

Domestic Violence Victims

| Offense | Total | Arrests |
|-------------------------|-----------|----------|
| Murder | 0 | 0 |
| Aggravated Assault | 1 | 1 |
| Simple Assault | 12 | 2 |
| Intimidation | 7 | 1 |
| Stalking | 0 | 0 |
| Forcible Rape | 0 | 0 |
| Forcible Sodomy | 0 | 0 |
| Sexual Assault W/Object | 0 | 0 |
| Forcible Fondling | 0 | 0 |
| Incest | 0 | 0 |
| Statutory Rape | 0 | 0 |
| Kidnaping/Abduction | 1 | 1 |
| Total | 21 | 5 |

TIBRS Group B Arrests

| Offense | Adult | Juvenile |
|-----------------------|------------|----------|
| Bad Checks | 0 | 0 |
| Curfew/Vagrancy | 1 | 0 |
| Disorderly Conduct | 31 | 0 |
| DUI | 69 | 1 |
| Drunkenness | 134 | 1 |
| Family-Non Violent | 0 | 0 |
| Liquor Law Violations | 287 | 2 |
| Peeping Tom | 0 | 0 |
| Runaway | 0 | 1 |
| Trespass | 89 | 0 |
| All Other Offenses | 5 | 1 |
| Total Group B | 616 | 6 |

| TIBRS Group A Offenses | Offenses | | Arrests | |
|------------------------------------|--------------|------------|------------|----------|
| | Reported | Cleared | Adult | Juvenile |
| Crimes Against Persons | | | | |
| Murder | 0 | 0 | 0 | 0 |
| Negligent Manslaughter | 0 | 0 | 0 | 0 |
| Kidnaping/Abduction | 2 | 1 | 1 | 0 |
| Forcible Rape | 13 | 2 | 0 | 0 |
| Forcible Sodomy | 1 | 0 | 0 | 0 |
| Sexual Assault W/Object | 2 | 0 | 0 | 0 |
| Forcible Fondling | 1 | 0 | 0 | 0 |
| Incest | 0 | 0 | 0 | 0 |
| Statutory Rape | 0 | 0 | 0 | 0 |
| Aggravated Assault | 24 | 16 | 7 | 0 |
| Simple Assault | 77 | 47 | 7 | 1 |
| Intimidation | 45 | 32 | 4 | 0 |
| Stalking | 3 | 0 | 0 | 0 |
| Crimes Against Property | | | | |
| Arson | 3 | 0 | 0 | 0 |
| Bribery | 0 | 0 | 0 | 0 |
| Burglary | 51 | 4 | 2 | 0 |
| Counterfeiting/Forgery | 5 | 0 | 0 | 0 |
| Destruction/Damage/Vandalism | 110 | 15 | 5 | 0 |
| Embezzlement | 19 | 4 | 2 | 0 |
| Extortion/Blackmail | 0 | 0 | 0 | 0 |
| Fraud - False Pretenses | 9 | 4 | 1 | 0 |
| Fraud - Credit Card/ATM | 5 | 0 | 0 | 0 |
| Fraud - Impersonation | 17 | 12 | 9 | 0 |
| Fraud - Welfare | 0 | 0 | 0 | 0 |
| Fraud - Wire | 1 | 0 | 0 | 0 |
| Motor Vehicle Theft | 2 | 0 | 0 | 0 |
| Robbery | 4 | 1 | 0 | 0 |
| Stolen Property Offenses | 1 | 1 | 1 | 0 |
| Theft - Pocket-picking | 6 | 2 | 0 | 0 |
| Theft - Purse Snatching | 2 | 0 | 0 | 0 |
| Theft - Shoplifting | 2 | 1 | 0 | 0 |
| Theft From Building | 290 | 19 | 6 | 0 |
| Theft From Coin Machine | 2 | 0 | 0 | 0 |
| Theft From Motor Vehicle | 63 | 3 | 1 | 0 |
| Theft of Motor Vehicle Parts | 23 | 0 | 0 | 0 |
| Theft - All Other Larceny | 82 | 7 | 3 | 0 |
| Crimes Against Society | | | | |
| Drug/Narcotic Violations | 76 | 56 | 53 | 0 |
| Drug/Narcotic Equipment Violations | 64 | 47 | 17 | 0 |
| Gambling - Betting/Wagering | 0 | 0 | 0 | 0 |
| Gambling - Operating/Promoting | 0 | 0 | 0 | 0 |
| Gambling - Equipment Violations | 0 | 0 | 0 | 0 |
| Gambling - Sports Tampering | 0 | 0 | 0 | 0 |
| Pornography/Obscene Material | 0 | 0 | 0 | 0 |
| Prostitution | 0 | 0 | 0 | 0 |
| Prostitution Assisting/Promoting | 0 | 0 | 0 | 0 |
| Weapon Law Violations | 12 | 10 | 3 | 0 |
| Total Group A Offenses | 1,017 | 284 | 122 | 1 |



2006 Population Estimate **7,754**

Offense Overview

Offense Total 36
 Number Cleared 1
 Percent Cleared 2.78 %

Group A Crimes per 100,000
 population 464.3

Arrest Overview

Total Arrests 1
 Adult Arrests 1
 Juvenile Arrests 0
 Unknown Age 0

Arrests per 100,000 population 12.9

Average number offenses/incident 1.00

Domestic Violence Victims

| Offense | Total | Arrests |
|-------------------------|----------|----------|
| Murder | 0 | 0 |
| Aggravated Assault | 0 | 0 |
| Simple Assault | 0 | 0 |
| Intimidation | 0 | 0 |
| Stalking | 0 | 0 |
| Forcible Rape | 0 | 0 |
| Forcible Sodomy | 0 | 0 |
| Sexual Assault W/Object | 0 | 0 |
| Forcible Fondling | 0 | 0 |
| Incest | 0 | 0 |
| Statutory Rape | 0 | 0 |
| Kidnaping/Abduction | 0 | 0 |
| Total | 0 | 0 |

TIBRS Group B Arrests

| Offense | Adult | Juvenile |
|-----------------------|----------|----------|
| Bad Checks | 0 | 0 |
| Curfew/Vagrancy | 0 | 0 |
| Disorderly Conduct | 0 | 0 |
| DUI | 0 | 0 |
| Drunkenness | 0 | 0 |
| Family-Non Violent | 0 | 0 |
| Liquor Law Violations | 0 | 0 |
| Peeping Tom | 0 | 0 |
| Runaway | 0 | 0 |
| Trespass | 0 | 0 |
| All Other Offenses | 0 | 0 |
| Total Group B | 0 | 0 |

| TIBRS Group A Offenses | Offenses | | Arrests | |
|------------------------------------|-----------|----------|----------|----------|
| | Reported | Cleared | Adult | Juvenile |
| Crimes Against Persons | | | | |
| Murder | 0 | 0 | 0 | 0 |
| Negligent Manslaughter | 0 | 0 | 0 | 0 |
| Kidnaping/Abduction | 0 | 0 | 0 | 0 |
| Forcible Rape | 0 | 0 | 0 | 0 |
| Forcible Sodomy | 0 | 0 | 0 | 0 |
| Sexual Assault W/Object | 0 | 0 | 0 | 0 |
| Forcible Fondling | 1 | 1 | 1 | 0 |
| Incest | 0 | 0 | 0 | 0 |
| Statutory Rape | 0 | 0 | 0 | 0 |
| Aggravated Assault | 0 | 0 | 0 | 0 |
| Simple Assault | 0 | 0 | 0 | 0 |
| Intimidation | 6 | 0 | 0 | 0 |
| Stalking | 0 | 0 | 0 | 0 |
| Crimes Against Property | | | | |
| Arson | 0 | 0 | 0 | 0 |
| Bribery | 0 | 0 | 0 | 0 |
| Burglary | 1 | 0 | 0 | 0 |
| Counterfeiting/Forgery | 1 | 0 | 0 | 0 |
| Destruction/Damage/Vandalism | 3 | 0 | 0 | 0 |
| Embezzlement | 0 | 0 | 0 | 0 |
| Extortion/Blackmail | 0 | 0 | 0 | 0 |
| Fraud - False Pretenses | 0 | 0 | 0 | 0 |
| Fraud - Credit Card/ATM | 1 | 0 | 0 | 0 |
| Fraud - Impersonation | 0 | 0 | 0 | 0 |
| Fraud - Welfare | 0 | 0 | 0 | 0 |
| Fraud - Wire | 0 | 0 | 0 | 0 |
| Motor Vehicle Theft | 0 | 0 | 0 | 0 |
| Robbery | 0 | 0 | 0 | 0 |
| Stolen Property Offenses | 0 | 0 | 0 | 0 |
| Theft - Pocket-picking | 0 | 0 | 0 | 0 |
| Theft - Purse Snatching | 0 | 0 | 0 | 0 |
| Theft - Shoplifting | 0 | 0 | 0 | 0 |
| Theft From Building | 15 | 0 | 0 | 0 |
| Theft From Coin Machine | 0 | 0 | 0 | 0 |
| Theft From Motor Vehicle | 4 | 0 | 0 | 0 |
| Theft of Motor Vehicle Parts | 1 | 0 | 0 | 0 |
| Theft - All Other Larceny | 3 | 0 | 0 | 0 |
| Crimes Against Society | | | | |
| Drug/Narcotic Violations | 0 | 0 | 0 | 0 |
| Drug/Narcotic Equipment Violations | 0 | 0 | 0 | 0 |
| Gambling - Betting/Wagering | 0 | 0 | 0 | 0 |
| Gambling - Operating/Promoting | 0 | 0 | 0 | 0 |
| Gambling - Equipment Violations | 0 | 0 | 0 | 0 |
| Gambling - Sports Tampering | 0 | 0 | 0 | 0 |
| Pornography/Obscene Material | 0 | 0 | 0 | 0 |
| Prostitution | 0 | 0 | 0 | 0 |
| Prostitution Assisting/Promoting | 0 | 0 | 0 | 0 |
| Weapon Law Violations | 0 | 0 | 0 | 0 |
| Total Group A Offenses | 36 | 1 | 1 | 0 |



2006 Population Estimate 5,305

Offense Overview

Offense Total 19
Number Cleared 4
Percent Cleared 21.05 %

Group A Crimes per 100,000 population 358.2

Arrest Overview

Total Arrests 4
Adult Arrests 4
Juvenile Arrests 0
Unknown Age 0

Arrests per 100,000 population 75.4

Average number offenses/incident 1.06

Domestic Violence Victims

| Offense | Total | Arrests |
|-------------------------|----------|----------|
| Murder | 0 | 0 |
| Aggravated Assault | 0 | 0 |
| Simple Assault | 0 | 0 |
| Intimidation | 0 | 0 |
| Stalking | 0 | 0 |
| Forcible Rape | 0 | 0 |
| Forcible Sodomy | 0 | 0 |
| Sexual Assault W/Object | 0 | 0 |
| Forcible Fondling | 0 | 0 |
| Incest | 0 | 0 |
| Statutory Rape | 0 | 0 |
| Kidnaping/Abduction | 0 | 0 |
| Total | 0 | 0 |

TIBRS Group B Arrests

| Offense | Adult | Juvenile |
|-----------------------|----------|----------|
| Bad Checks | 0 | 0 |
| Curfew/Vagrancy | 0 | 0 |
| Disorderly Conduct | 0 | 0 |
| DUI | 0 | 0 |
| Drunkenness | 0 | 0 |
| Family-Non Violent | 0 | 0 |
| Liquor Law Violations | 0 | 0 |
| Peeping Tom | 0 | 0 |
| Runaway | 0 | 0 |
| Trespass | 0 | 0 |
| All Other Offenses | 1 | 0 |
| Total Group B | 1 | 0 |

| TIBRS Group A Offenses | Offenses | | Arrests | |
|------------------------------------|-----------|----------|----------|----------|
| | Reported | Cleared | Adult | Juvenile |
| Crimes Against Persons | | | | |
| Murder | 0 | 0 | 0 | 0 |
| Negligent Manslaughter | 0 | 0 | 0 | 0 |
| Kidnaping/Abduction | 0 | 0 | 0 | 0 |
| Forcible Rape | 0 | 0 | 0 | 0 |
| Forcible Sodomy | 0 | 0 | 0 | 0 |
| Sexual Assault W/Object | 0 | 0 | 0 | 0 |
| Forcible Fondling | 0 | 0 | 0 | 0 |
| Incest | 0 | 0 | 0 | 0 |
| Statutory Rape | 0 | 0 | 0 | 0 |
| Aggravated Assault | 0 | 0 | 0 | 0 |
| Simple Assault | 1 | 0 | 0 | 0 |
| Intimidation | 1 | 0 | 0 | 0 |
| Stalking | 2 | 2 | 1 | 0 |
| Crimes Against Property | | | | |
| Arson | 0 | 0 | 0 | 0 |
| Bribery | 0 | 0 | 0 | 0 |
| Burglary | 0 | 0 | 0 | 0 |
| Counterfeiting/Forgery | 0 | 0 | 0 | 0 |
| Destruction/Damage/Vandalism | 4 | 0 | 0 | 0 |
| Embezzlement | 0 | 0 | 0 | 0 |
| Extortion/Blackmail | 0 | 0 | 0 | 0 |
| Fraud - False Pretenses | 0 | 0 | 0 | 0 |
| Fraud - Credit Card/ATM | 0 | 0 | 0 | 0 |
| Fraud - Impersonation | 0 | 0 | 0 | 0 |
| Fraud - Welfare | 0 | 0 | 0 | 0 |
| Fraud - Wire | 0 | 0 | 0 | 0 |
| Motor Vehicle Theft | 0 | 0 | 0 | 0 |
| Robbery | 0 | 0 | 0 | 0 |
| Stolen Property Offenses | 0 | 0 | 0 | 0 |
| Theft - Pocket-picking | 0 | 0 | 0 | 0 |
| Theft - Purse Snatching | 0 | 0 | 0 | 0 |
| Theft - Shoplifting | 0 | 0 | 0 | 0 |
| Theft From Building | 7 | 0 | 0 | 0 |
| Theft From Coin Machine | 0 | 0 | 0 | 0 |
| Theft From Motor Vehicle | 1 | 0 | 0 | 0 |
| Theft of Motor Vehicle Parts | 0 | 0 | 0 | 0 |
| Theft - All Other Larceny | 1 | 0 | 0 | 0 |
| Crimes Against Society | | | | |
| Drug/Narcotic Violations | 0 | 0 | 0 | 0 |
| Drug/Narcotic Equipment Violations | 0 | 0 | 0 | 0 |
| Gambling - Betting/Wagering | 0 | 0 | 0 | 0 |
| Gambling - Operating/Promoting | 0 | 0 | 0 | 0 |
| Gambling - Equipment Violations | 0 | 0 | 0 | 0 |
| Gambling - Sports Tampering | 0 | 0 | 0 | 0 |
| Pornography/Obscene Material | 2 | 2 | 2 | 0 |
| Prostitution | 0 | 0 | 0 | 0 |
| Prostitution Assisting/Promoting | 0 | 0 | 0 | 0 |
| Weapon Law Violations | 0 | 0 | 0 | 0 |
| Total Group A Offenses | 19 | 4 | 3 | 0 |



TASK FORCES

2007



1st Judicial Drug Task Force - 2007

2006 Population Estimate N/A

Offense Overview

Offense Total 88
Number Cleared 88
Percent Cleared 100.00 %

Group A Crimes per 100,000 population N/A

Arrest Overview

Total Arrests 89
Adult Arrests 88
Juvenile Arrests 1
Unknown Age 0

Arrests per 100,000 population N/A

Average number offenses/incident 1.31

Domestic Violence Victims

| Offense | Total | Arrests |
|-------------------------|----------|----------|
| Murder | 0 | 0 |
| Aggravated Assault | 0 | 0 |
| Simple Assault | 0 | 0 |
| Intimidation | 0 | 0 |
| Stalking | 0 | 0 |
| Forcible Rape | 0 | 0 |
| Forcible Sodomy | 0 | 0 |
| Sexual Assault W/Object | 0 | 0 |
| Forcible Fondling | 0 | 0 |
| Incest | 0 | 0 |
| Statutory Rape | 0 | 0 |
| Kidnaping/Abduction | 0 | 0 |
| Total | 0 | 0 |

TIBRS Group B Arrests

| Offense | Adult | Juvenile |
|-----------------------|----------|----------|
| Bad Checks | 0 | 0 |
| Curfew/Vagrancy | 0 | 0 |
| Disorderly Conduct | 1 | 0 |
| DUI | 0 | 0 |
| Drunkenness | 0 | 0 |
| Family-Non Violent | 0 | 0 |
| Liquor Law Violations | 0 | 0 |
| Peeping Tom | 0 | 0 |
| Runaway | 0 | 0 |
| Trespass | 0 | 0 |
| All Other Offenses | 0 | 0 |
| Total Group B | 1 | 0 |

| TIBRS Group A Offenses | Offenses | | Arrests | |
|------------------------------------|-----------|-----------|-----------|----------|
| | Reported | Cleared | Adult | Juvenile |
| Crimes Against Persons | | | | |
| Murder | 0 | 0 | 0 | 0 |
| Negligent Manslaughter | 0 | 0 | 0 | 0 |
| Kidnaping/Abduction | 0 | 0 | 0 | 0 |
| Forcible Rape | 0 | 0 | 0 | 0 |
| Forcible Sodomy | 0 | 0 | 0 | 0 |
| Sexual Assault W/Object | 0 | 0 | 0 | 0 |
| Forcible Fondling | 0 | 0 | 0 | 0 |
| Incest | 0 | 0 | 0 | 0 |
| Statutory Rape | 0 | 0 | 0 | 0 |
| Aggravated Assault | 0 | 0 | 0 | 0 |
| Simple Assault | 0 | 0 | 0 | 0 |
| Intimidation | 0 | 0 | 0 | 0 |
| Stalking | 0 | 0 | 0 | 0 |
| Crimes Against Property | | | | |
| Arson | 0 | 0 | 0 | 0 |
| Bribery | 0 | 0 | 0 | 0 |
| Burglary | 0 | 0 | 0 | 0 |
| Counterfeiting/Forgery | 0 | 0 | 0 | 0 |
| Destruction/Damage/Vandalism | 0 | 0 | 0 | 0 |
| Embezzlement | 0 | 0 | 0 | 0 |
| Extortion/Blackmail | 0 | 0 | 0 | 0 |
| Fraud - False Pretenses | 0 | 0 | 0 | 0 |
| Fraud - Credit Card/ATM | 0 | 0 | 0 | 0 |
| Fraud - Impersonation | 0 | 0 | 0 | 0 |
| Fraud - Welfare | 0 | 0 | 0 | 0 |
| Fraud - Wire | 0 | 0 | 0 | 0 |
| Motor Vehicle Theft | 0 | 0 | 0 | 0 |
| Robbery | 0 | 0 | 0 | 0 |
| Stolen Property Offenses | 1 | 1 | 0 | 0 |
| Theft - Pocket-picking | 0 | 0 | 0 | 0 |
| Theft - Purse Snatching | 0 | 0 | 0 | 0 |
| Theft - Shoplifting | 0 | 0 | 0 | 0 |
| Theft From Building | 0 | 0 | 0 | 0 |
| Theft From Coin Machine | 0 | 0 | 0 | 0 |
| Theft From Motor Vehicle | 0 | 0 | 0 | 0 |
| Theft of Motor Vehicle Parts | 0 | 0 | 0 | 0 |
| Theft - All Other Larceny | 0 | 0 | 0 | 0 |
| Crimes Against Society | | | | |
| Drug/Narcotic Violations | 62 | 62 | 79 | 1 |
| Drug/Narcotic Equipment Violations | 23 | 23 | 8 | 0 |
| Gambling - Betting/Wagering | 0 | 0 | 0 | 0 |
| Gambling - Operating/Promoting | 1 | 1 | 0 | 0 |
| Gambling - Equipment Violations | 0 | 0 | 0 | 0 |
| Gambling - Sports Tampering | 0 | 0 | 0 | 0 |
| Pornography/Obscene Material | 0 | 0 | 0 | 0 |
| Prostitution | 0 | 0 | 0 | 0 |
| Prostitution Assisting/Promoting | 0 | 0 | 0 | 0 |
| Weapon Law Violations | 1 | 1 | 0 | 0 |
| Total Group A Offenses | 88 | 88 | 87 | 1 |



2nd Judicial Drug Task Force - 2007

2006 Population Estimate N/A

Offense Overview

Offense Total 72
 Number Cleared 47
 Percent Cleared 65.28 %

Group A Crimes per 100,000 population N/A

Arrest Overview

Total Arrests 48
 Adult Arrests 48
 Juvenile Arrests 0
 Unknown Age 0

Arrests per 100,000 population N/A

Average number offenses/incident 1.20

Domestic Violence Victims

| Offense | Total | Arrests |
|-------------------------|----------|----------|
| Murder | 0 | 0 |
| Aggravated Assault | 0 | 0 |
| Simple Assault | 0 | 0 |
| Intimidation | 0 | 0 |
| Stalking | 0 | 0 |
| Forcible Rape | 0 | 0 |
| Forcible Sodomy | 0 | 0 |
| Sexual Assault W/Object | 0 | 0 |
| Forcible Fondling | 0 | 0 |
| Incest | 0 | 0 |
| Statutory Rape | 0 | 0 |
| Kidnaping/Abduction | 0 | 0 |
| Total | 0 | 0 |

TIBRS Group B Arrests

| Offense | Adult | Juvenile |
|-----------------------|----------|----------|
| Bad Checks | 0 | 0 |
| Curfew/Vagrancy | 0 | 0 |
| Disorderly Conduct | 0 | 0 |
| DUI | 0 | 0 |
| Drunkenness | 0 | 0 |
| Family-Non Violent | 0 | 0 |
| Liquor Law Violations | 1 | 0 |
| Peeping Tom | 0 | 0 |
| Runaway | 0 | 0 |
| Trespass | 0 | 0 |
| All Other Offenses | 3 | 0 |
| Total Group B | 4 | 0 |

| TIBRS Group A Offenses | Offenses | | Arrests | |
|------------------------------------|-----------|-----------|-----------|----------|
| | Reported | Cleared | Adult | Juvenile |
| Crimes Against Persons | | | | |
| Murder | 0 | 0 | 0 | 0 |
| Negligent Manslaughter | 0 | 0 | 0 | 0 |
| Kidnaping/Abduction | 0 | 0 | 0 | 0 |
| Forcible Rape | 0 | 0 | 0 | 0 |
| Forcible Sodomy | 0 | 0 | 0 | 0 |
| Sexual Assault W/Object | 0 | 0 | 0 | 0 |
| Forcible Fondling | 0 | 0 | 0 | 0 |
| Incest | 0 | 0 | 0 | 0 |
| Statutory Rape | 0 | 0 | 0 | 0 |
| Aggravated Assault | 2 | 2 | 0 | 0 |
| Simple Assault | 0 | 0 | 0 | 0 |
| Intimidation | 0 | 0 | 0 | 0 |
| Stalking | 0 | 0 | 0 | 0 |
| Crimes Against Property | | | | |
| Arson | 0 | 0 | 0 | 0 |
| Bribery | 0 | 0 | 0 | 0 |
| Burglary | 0 | 0 | 0 | 0 |
| Counterfeiting/Forgery | 0 | 0 | 0 | 0 |
| Destruction/Damage/Vandalism | 0 | 0 | 0 | 0 |
| Embezzlement | 0 | 0 | 0 | 0 |
| Extortion/Blackmail | 0 | 0 | 0 | 0 |
| Fraud - False Pretenses | 1 | 0 | 0 | 0 |
| Fraud - Credit Card/ATM | 0 | 0 | 0 | 0 |
| Fraud - Impersonation | 1 | 1 | 1 | 0 |
| Fraud - Welfare | 0 | 0 | 0 | 0 |
| Fraud - Wire | 0 | 0 | 0 | 0 |
| Motor Vehicle Theft | 0 | 0 | 0 | 0 |
| Robbery | 0 | 0 | 0 | 0 |
| Stolen Property Offenses | 0 | 0 | 0 | 0 |
| Theft - Pocket-picking | 0 | 0 | 0 | 0 |
| Theft - Purse Snatching | 0 | 0 | 0 | 0 |
| Theft - Shoplifting | 0 | 0 | 0 | 0 |
| Theft From Building | 0 | 0 | 0 | 0 |
| Theft From Coin Machine | 0 | 0 | 0 | 0 |
| Theft From Motor Vehicle | 0 | 0 | 0 | 0 |
| Theft of Motor Vehicle Parts | 0 | 0 | 0 | 0 |
| Theft - All Other Larceny | 0 | 0 | 0 | 0 |
| Crimes Against Society | | | | |
| Drug/Narcotic Violations | 55 | 33 | 41 | 0 |
| Drug/Narcotic Equipment Violations | 13 | 11 | 2 | 0 |
| Gambling - Betting/Wagering | 0 | 0 | 0 | 0 |
| Gambling - Operating/Promoting | 0 | 0 | 0 | 0 |
| Gambling - Equipment Violations | 0 | 0 | 0 | 0 |
| Gambling - Sports Tampering | 0 | 0 | 0 | 0 |
| Pornography/Obscene Material | 0 | 0 | 0 | 0 |
| Prostitution | 0 | 0 | 0 | 0 |
| Prostitution Assisting/Promoting | 0 | 0 | 0 | 0 |
| Weapon Law Violations | 0 | 0 | 0 | 0 |
| Total Group A Offenses | 72 | 47 | 44 | 0 |



| | |
|---------------------------------|---------|
| 2006 Population Estimate | N/A |
| Offense Overview | |
| Offense Total | 135 |
| Number Cleared | 33 |
| Percent Cleared | 24.44 % |

Group A Crimes per 100,000 population N/A

| | |
|------------------------|----|
| Arrest Overview | |
| Total Arrests | 42 |
| Adult Arrests | 42 |
| Juvenile Arrests | 0 |
| Unknown Age | 0 |

Arrests per 100,000 population N/A

Average number offenses/incident 1.04

| Domestic Violence Victims | | |
|---------------------------|----------|----------|
| Offense | Total | Arrests |
| Murder | 0 | 0 |
| Aggravated Assault | 0 | 0 |
| Simple Assault | 0 | 0 |
| Intimidation | 0 | 0 |
| Stalking | 0 | 0 |
| Forcible Rape | 0 | 0 |
| Forcible Sodomy | 0 | 0 |
| Sexual Assault W/Object | 0 | 0 |
| Forcible Fondling | 0 | 0 |
| Incest | 0 | 0 |
| Statutory Rape | 0 | 0 |
| Kidnaping/Abduction | 0 | 0 |
| Total | 0 | 0 |

| TIBRS Group B Arrests | | |
|-----------------------|----------|----------|
| Offense | Adult | Juvenile |
| Bad Checks | 0 | 0 |
| Curfew/Vagrancy | 0 | 0 |
| Disorderly Conduct | 0 | 0 |
| DUI | 0 | 0 |
| Drunkenness | 0 | 0 |
| Family-Non Violent | 0 | 0 |
| Liquor Law Violations | 0 | 0 |
| Peeping Tom | 0 | 0 |
| Runaway | 0 | 0 |
| Trespass | 0 | 0 |
| All Other Offenses | 0 | 0 |
| Total Group B | 0 | 0 |

| TIBRS Group A Offenses | Offenses | | Arrests | |
|------------------------------------|------------|-----------|-----------|----------|
| | Reported | Cleared | Adult | Juvenile |
| Crimes Against Persons | | | | |
| Murder | 0 | 0 | 0 | 0 |
| Negligent Manslaughter | 0 | 0 | 0 | 0 |
| Kidnaping/Abduction | 0 | 0 | 0 | 0 |
| Forcible Rape | 0 | 0 | 0 | 0 |
| Forcible Sodomy | 0 | 0 | 0 | 0 |
| Sexual Assault W/Object | 0 | 0 | 0 | 0 |
| Forcible Fondling | 0 | 0 | 0 | 0 |
| Incest | 0 | 0 | 0 | 0 |
| Statutory Rape | 0 | 0 | 0 | 0 |
| Aggravated Assault | 0 | 0 | 0 | 0 |
| Simple Assault | 0 | 0 | 0 | 0 |
| Intimidation | 0 | 0 | 0 | 0 |
| Stalking | 0 | 0 | 0 | 0 |
| Crimes Against Property | | | | |
| Arson | 0 | 0 | 0 | 0 |
| Bribery | 0 | 0 | 0 | 0 |
| Burglary | 0 | 0 | 0 | 0 |
| Counterfeiting/Forgery | 0 | 0 | 0 | 0 |
| Destruction/Damage/Vandalism | 0 | 0 | 0 | 0 |
| Embezzlement | 0 | 0 | 0 | 0 |
| Extortion/Blackmail | 0 | 0 | 0 | 0 |
| Fraud - False Pretenses | 0 | 0 | 0 | 0 |
| Fraud - Credit Card/ATM | 0 | 0 | 0 | 0 |
| Fraud - Impersonation | 0 | 0 | 0 | 0 |
| Fraud - Welfare | 0 | 0 | 0 | 0 |
| Fraud - Wire | 0 | 0 | 0 | 0 |
| Motor Vehicle Theft | 0 | 0 | 0 | 0 |
| Robbery | 0 | 0 | 0 | 0 |
| Stolen Property Offenses | 0 | 0 | 0 | 0 |
| Theft - Pocket-picking | 0 | 0 | 0 | 0 |
| Theft - Purse Snatching | 0 | 0 | 0 | 0 |
| Theft - Shoplifting | 0 | 0 | 0 | 0 |
| Theft From Building | 0 | 0 | 0 | 0 |
| Theft From Coin Machine | 0 | 0 | 0 | 0 |
| Theft From Motor Vehicle | 0 | 0 | 0 | 0 |
| Theft of Motor Vehicle Parts | 0 | 0 | 0 | 0 |
| Theft - All Other Larceny | 0 | 0 | 0 | 0 |
| Crimes Against Society | | | | |
| Drug/Narcotic Violations | 130 | 30 | 39 | 0 |
| Drug/Narcotic Equipment Violations | 5 | 3 | 3 | 0 |
| Gambling - Betting/Wagering | 0 | 0 | 0 | 0 |
| Gambling - Operating/Promoting | 0 | 0 | 0 | 0 |
| Gambling - Equipment Violations | 0 | 0 | 0 | 0 |
| Gambling - Sports Tampering | 0 | 0 | 0 | 0 |
| Pornography/Obscene Material | 0 | 0 | 0 | 0 |
| Prostitution | 0 | 0 | 0 | 0 |
| Prostitution Assisting/Promoting | 0 | 0 | 0 | 0 |
| Weapon Law Violations | 0 | 0 | 0 | 0 |
| Total Group A Offenses | 135 | 33 | 42 | 0 |



| | |
|---------------------------------|---------|
| 2006 Population Estimate | N/A |
| Offense Overview | |
| Offense Total | 247 |
| Number Cleared | 83 |
| Percent Cleared | 33.60 % |

Group A Crimes per 100,000 population N/A

| | |
|------------------------|----|
| Arrest Overview | |
| Total Arrests | 60 |
| Adult Arrests | 59 |
| Juvenile Arrests | 1 |
| Unknown Age | 0 |

Arrests per 100,000 population N/A

Average number offenses/incident 1.00

| Domestic Violence Victims | | |
|---------------------------|----------|----------|
| Offense | Total | Arrests |
| Murder | 0 | 0 |
| Aggravated Assault | 0 | 0 |
| Simple Assault | 0 | 0 |
| Intimidation | 0 | 0 |
| Stalking | 0 | 0 |
| Forcible Rape | 0 | 0 |
| Forcible Sodomy | 0 | 0 |
| Sexual Assault W/Object | 0 | 0 |
| Forcible Fondling | 0 | 0 |
| Incest | 0 | 0 |
| Statutory Rape | 0 | 0 |
| Kidnaping/Abduction | 0 | 0 |
| Total | 0 | 0 |

| TIBRS Group B Arrests | | |
|-----------------------|----------|----------|
| Offense | Adult | Juvenile |
| Bad Checks | 0 | 0 |
| Curfew/Vagrancy | 0 | 0 |
| Disorderly Conduct | 0 | 0 |
| DUI | 0 | 0 |
| Drunkenness | 0 | 0 |
| Family-Non Violent | 0 | 0 |
| Liquor Law Violations | 0 | 0 |
| Peeping Tom | 0 | 0 |
| Runaway | 0 | 0 |
| Trespass | 0 | 0 |
| All Other Offenses | 0 | 0 |
| Total Group B | 0 | 0 |

| TIBRS Group A Offenses | Offenses | | Arrests | |
|------------------------------------|------------|-----------|-----------|----------|
| | Reported | Cleared | Adult | Juvenile |
| Crimes Against Persons | | | | |
| Murder | 0 | 0 | 0 | 0 |
| Negligent Manslaughter | 0 | 0 | 0 | 0 |
| Kidnaping/Abduction | 0 | 0 | 0 | 0 |
| Forcible Rape | 0 | 0 | 0 | 0 |
| Forcible Sodomy | 0 | 0 | 0 | 0 |
| Sexual Assault W/Object | 0 | 0 | 0 | 0 |
| Forcible Fondling | 0 | 0 | 0 | 0 |
| Incest | 0 | 0 | 0 | 0 |
| Statutory Rape | 0 | 0 | 0 | 0 |
| Aggravated Assault | 0 | 0 | 0 | 0 |
| Simple Assault | 0 | 0 | 0 | 0 |
| Intimidation | 0 | 0 | 0 | 0 |
| Stalking | 0 | 0 | 0 | 0 |
| Crimes Against Property | | | | |
| Arson | 0 | 0 | 0 | 0 |
| Bribery | 0 | 0 | 0 | 0 |
| Burglary | 0 | 0 | 0 | 0 |
| Counterfeiting/Forgery | 0 | 0 | 0 | 0 |
| Destruction/Damage/Vandalism | 0 | 0 | 0 | 0 |
| Embezzlement | 0 | 0 | 0 | 0 |
| Extortion/Blackmail | 0 | 0 | 0 | 0 |
| Fraud - False Pretenses | 0 | 0 | 0 | 0 |
| Fraud - Credit Card/ATM | 0 | 0 | 0 | 0 |
| Fraud - Impersonation | 0 | 0 | 0 | 0 |
| Fraud - Welfare | 0 | 0 | 0 | 0 |
| Fraud - Wire | 0 | 0 | 0 | 0 |
| Motor Vehicle Theft | 0 | 0 | 0 | 0 |
| Robbery | 0 | 0 | 0 | 0 |
| Stolen Property Offenses | 0 | 0 | 0 | 0 |
| Theft - Pocket-picking | 0 | 0 | 0 | 0 |
| Theft - Purse Snatching | 0 | 0 | 0 | 0 |
| Theft - Shoplifting | 0 | 0 | 0 | 0 |
| Theft From Building | 0 | 0 | 0 | 0 |
| Theft From Coin Machine | 0 | 0 | 0 | 0 |
| Theft From Motor Vehicle | 0 | 0 | 0 | 0 |
| Theft of Motor Vehicle Parts | 0 | 0 | 0 | 0 |
| Theft - All Other Larceny | 1 | 0 | 0 | 0 |
| Crimes Against Society | | | | |
| Drug/Narcotic Violations | 245 | 82 | 58 | 1 |
| Drug/Narcotic Equipment Violations | 0 | 0 | 0 | 0 |
| Gambling - Betting/Wagering | 0 | 0 | 0 | 0 |
| Gambling - Operating/Promoting | 0 | 0 | 0 | 0 |
| Gambling - Equipment Violations | 0 | 0 | 0 | 0 |
| Gambling - Sports Tampering | 0 | 0 | 0 | 0 |
| Pornography/Obscene Material | 0 | 0 | 0 | 0 |
| Prostitution | 0 | 0 | 0 | 0 |
| Prostitution Assisting/Promoting | 0 | 0 | 0 | 0 |
| Weapon Law Violations | 1 | 1 | 1 | 0 |
| Total Group A Offenses | 247 | 83 | 59 | 1 |



| | |
|---------------------------------------|---------|
| 2006 Population Estimate | N/A |
| Offense Overview | |
| Offense Total | 459 |
| Number Cleared | 217 |
| Percent Cleared | 47.28 % |
| Group A Crimes per 100,000 population | N/A |
| Arrest Overview | |
| Total Arrests | 148 |
| Adult Arrests | 147 |
| Juvenile Arrests | 1 |
| Unknown Age | 0 |
| Arrests per 100,000 population | N/A |
| Average number offenses/incident | 1.50 |

| Domestic Violence Victims | | |
|---------------------------|----------|----------|
| Offense | Total | Arrests |
| Murder | 0 | 0 |
| Aggravated Assault | 0 | 0 |
| Simple Assault | 0 | 0 |
| Intimidation | 0 | 0 |
| Stalking | 0 | 0 |
| Forcible Rape | 0 | 0 |
| Forcible Sodomy | 0 | 0 |
| Sexual Assault W/Object | 0 | 0 |
| Forcible Fondling | 0 | 0 |
| Incest | 0 | 0 |
| Statutory Rape | 0 | 0 |
| Kidnaping/Abduction | 0 | 0 |
| Total | 0 | 0 |

| TIBRS Group B Arrests | | |
|-----------------------|----------|----------|
| Offense | Adult | Juvenile |
| Bad Checks | 0 | 0 |
| Curfew/Vagrancy | 0 | 0 |
| Disorderly Conduct | 0 | 0 |
| DUI | 0 | 0 |
| Drunkenness | 0 | 0 |
| Family-Non Violent | 0 | 0 |
| Liquor Law Violations | 0 | 0 |
| Peeping Tom | 0 | 0 |
| Runaway | 0 | 0 |
| Trespass | 0 | 0 |
| All Other Offenses | 0 | 0 |
| Total Group B | 0 | 0 |

| TIBRS Group A Offenses | Offenses | | Arrests | |
|------------------------------------|------------|------------|------------|----------|
| | Reported | Cleared | Adult | Juvenile |
| Crimes Against Persons | | | | |
| Murder | 0 | 0 | 0 | 0 |
| Negligent Manslaughter | 0 | 0 | 0 | 0 |
| Kidnaping/Abduction | 0 | 0 | 0 | 0 |
| Forcible Rape | 0 | 0 | 0 | 0 |
| Forcible Sodomy | 0 | 0 | 0 | 0 |
| Sexual Assault W/Object | 0 | 0 | 0 | 0 |
| Forcible Fondling | 0 | 0 | 0 | 0 |
| Incest | 0 | 0 | 0 | 0 |
| Statutory Rape | 0 | 0 | 0 | 0 |
| Aggravated Assault | 0 | 0 | 0 | 0 |
| Simple Assault | 0 | 0 | 0 | 0 |
| Intimidation | 0 | 0 | 0 | 0 |
| Stalking | 0 | 0 | 0 | 0 |
| Crimes Against Property | | | | |
| Arson | 0 | 0 | 0 | 0 |
| Bribery | 0 | 0 | 0 | 0 |
| Burglary | 1 | 1 | 1 | 0 |
| Counterfeiting/Forgery | 21 | 9 | 0 | 0 |
| Destruction/Damage/Vandalism | 0 | 0 | 0 | 0 |
| Embezzlement | 0 | 0 | 0 | 0 |
| Extortion/Blackmail | 0 | 0 | 0 | 0 |
| Fraud - False Pretenses | 59 | 22 | 14 | 0 |
| Fraud - Credit Card/ATM | 0 | 0 | 0 | 0 |
| Fraud - Impersonation | 30 | 10 | 1 | 0 |
| Fraud - Welfare | 4 | 2 | 0 | 0 |
| Fraud - Wire | 0 | 0 | 0 | 0 |
| Motor Vehicle Theft | 0 | 0 | 0 | 0 |
| Robbery | 0 | 0 | 0 | 0 |
| Stolen Property Offenses | 0 | 0 | 0 | 0 |
| Theft - Pocket-picking | 0 | 0 | 0 | 0 |
| Theft - Purse Snatching | 0 | 0 | 0 | 0 |
| Theft - Shoplifting | 0 | 0 | 0 | 0 |
| Theft From Building | 0 | 0 | 0 | 0 |
| Theft From Coin Machine | 0 | 0 | 0 | 0 |
| Theft From Motor Vehicle | 0 | 0 | 0 | 0 |
| Theft of Motor Vehicle Parts | 0 | 0 | 0 | 0 |
| Theft - All Other Larceny | 1 | 0 | 0 | 0 |
| Crimes Against Society | | | | |
| Drug/Narcotic Violations | 211 | 93 | 93 | 0 |
| Drug/Narcotic Equipment Violations | 126 | 77 | 37 | 1 |
| Gambling - Betting/Wagering | 0 | 0 | 0 | 0 |
| Gambling - Operating/Promoting | 0 | 0 | 0 | 0 |
| Gambling - Equipment Violations | 0 | 0 | 0 | 0 |
| Gambling - Sports Tampering | 0 | 0 | 0 | 0 |
| Pornography/Obscene Material | 0 | 0 | 0 | 0 |
| Prostitution | 0 | 0 | 0 | 0 |
| Prostitution Assisting/Promoting | 0 | 0 | 0 | 0 |
| Weapon Law Violations | 6 | 3 | 1 | 0 |
| Total Group A Offenses | 459 | 217 | 147 | 1 |



| | |
|---------------------------------------|---------|
| 2006 Population Estimate | N/A |
| Offense Overview | |
| Offense Total | 140 |
| Number Cleared | 71 |
| Percent Cleared | 50.71 % |
| Group A Crimes per 100,000 population | N/A |
| Arrest Overview | |
| Total Arrests | 38 |
| Adult Arrests | 38 |
| Juvenile Arrests | 0 |
| Unknown Age | 0 |
| Arrests per 100,000 population | N/A |
| Average number offenses/incident | 1.00 |

| Domestic Violence Victims | | |
|---------------------------|----------|----------|
| Offense | Total | Arrests |
| Murder | 0 | 0 |
| Aggravated Assault | 0 | 0 |
| Simple Assault | 0 | 0 |
| Intimidation | 0 | 0 |
| Stalking | 0 | 0 |
| Forcible Rape | 0 | 0 |
| Forcible Sodomy | 0 | 0 |
| Sexual Assault W/Object | 0 | 0 |
| Forcible Fondling | 0 | 0 |
| Incest | 0 | 0 |
| Statutory Rape | 0 | 0 |
| Kidnaping/Abduction | 0 | 0 |
| Total | 0 | 0 |

| TIBRS Group B Arrests | | |
|-----------------------|----------|----------|
| Offense | Adult | Juvenile |
| Bad Checks | 0 | 0 |
| Curfew/Vagrancy | 0 | 0 |
| Disorderly Conduct | 0 | 0 |
| DUI | 0 | 0 |
| Drunkenness | 0 | 0 |
| Family-Non Violent | 0 | 0 |
| Liquor Law Violations | 0 | 0 |
| Peeping Tom | 0 | 0 |
| Runaway | 0 | 0 |
| Trespass | 0 | 0 |
| All Other Offenses | 0 | 0 |
| Total Group B | 0 | 0 |

| TIBRS Group A Offenses | Offenses | | Arrests | |
|------------------------------------|------------|-----------|-----------|----------|
| | Reported | Cleared | Adult | Juvenile |
| Crimes Against Persons | | | | |
| Murder | 0 | 0 | 0 | 0 |
| Negligent Manslaughter | 0 | 0 | 0 | 0 |
| Kidnaping/Abduction | 0 | 0 | 0 | 0 |
| Forcible Rape | 0 | 0 | 0 | 0 |
| Forcible Sodomy | 0 | 0 | 0 | 0 |
| Sexual Assault W/Object | 0 | 0 | 0 | 0 |
| Forcible Fondling | 0 | 0 | 0 | 0 |
| Incest | 0 | 0 | 0 | 0 |
| Statutory Rape | 0 | 0 | 0 | 0 |
| Aggravated Assault | 0 | 0 | 0 | 0 |
| Simple Assault | 0 | 0 | 0 | 0 |
| Intimidation | 0 | 0 | 0 | 0 |
| Stalking | 0 | 0 | 0 | 0 |
| Crimes Against Property | | | | |
| Arson | 0 | 0 | 0 | 0 |
| Bribery | 0 | 0 | 0 | 0 |
| Burglary | 0 | 0 | 0 | 0 |
| Counterfeiting/Forgery | 0 | 0 | 0 | 0 |
| Destruction/Damage/Vandalism | 0 | 0 | 0 | 0 |
| Embezzlement | 0 | 0 | 0 | 0 |
| Extortion/Blackmail | 0 | 0 | 0 | 0 |
| Fraud - False Pretenses | 0 | 0 | 0 | 0 |
| Fraud - Credit Card/ATM | 0 | 0 | 0 | 0 |
| Fraud - Impersonation | 0 | 0 | 0 | 0 |
| Fraud - Welfare | 0 | 0 | 0 | 0 |
| Fraud - Wire | 0 | 0 | 0 | 0 |
| Motor Vehicle Theft | 0 | 0 | 0 | 0 |
| Robbery | 0 | 0 | 0 | 0 |
| Stolen Property Offenses | 0 | 0 | 0 | 0 |
| Theft - Pocket-picking | 0 | 0 | 0 | 0 |
| Theft - Purse Snatching | 0 | 0 | 0 | 0 |
| Theft - Shoplifting | 0 | 0 | 0 | 0 |
| Theft From Building | 0 | 0 | 0 | 0 |
| Theft From Coin Machine | 0 | 0 | 0 | 0 |
| Theft From Motor Vehicle | 0 | 0 | 0 | 0 |
| Theft of Motor Vehicle Parts | 0 | 0 | 0 | 0 |
| Theft - All Other Larceny | 2 | 1 | 0 | 0 |
| Crimes Against Society | | | | |
| Drug/Narcotic Violations | 138 | 70 | 38 | 0 |
| Drug/Narcotic Equipment Violations | 0 | 0 | 0 | 0 |
| Gambling - Betting/Wagering | 0 | 0 | 0 | 0 |
| Gambling - Operating/Promoting | 0 | 0 | 0 | 0 |
| Gambling - Equipment Violations | 0 | 0 | 0 | 0 |
| Gambling - Sports Tampering | 0 | 0 | 0 | 0 |
| Pornography/Obscene Material | 0 | 0 | 0 | 0 |
| Prostitution | 0 | 0 | 0 | 0 |
| Prostitution Assisting/Promoting | 0 | 0 | 0 | 0 |
| Weapon Law Violations | 0 | 0 | 0 | 0 |
| Total Group A Offenses | 140 | 71 | 38 | 0 |



| | |
|---------------------------------|---------|
| 2006 Population Estimate | N/A |
| Offense Overview | |
| Offense Total | 11 |
| Number Cleared | 7 |
| Percent Cleared | 63.64 % |

Group A Crimes per 100,000 population N/A

| | |
|------------------------|----|
| Arrest Overview | |
| Total Arrests | 12 |
| Adult Arrests | 12 |
| Juvenile Arrests | 0 |
| Unknown Age | 0 |

Arrests per 100,000 population N/A

Average number offenses/incident 1.00

| Domestic Violence Victims | | |
|---------------------------|----------|----------|
| Offense | Total | Arrests |
| Murder | 0 | 0 |
| Aggravated Assault | 0 | 0 |
| Simple Assault | 0 | 0 |
| Intimidation | 0 | 0 |
| Stalking | 0 | 0 |
| Forcible Rape | 0 | 0 |
| Forcible Sodomy | 0 | 0 |
| Sexual Assault W/Object | 0 | 0 |
| Forcible Fondling | 0 | 0 |
| Incest | 0 | 0 |
| Statutory Rape | 0 | 0 |
| Kidnaping/Abduction | 0 | 0 |
| Total | 0 | 0 |

| TIBRS Group B Arrests | | |
|-----------------------|----------|----------|
| Offense | Adult | Juvenile |
| Bad Checks | 0 | 0 |
| Curfew/Vagrancy | 0 | 0 |
| Disorderly Conduct | 0 | 0 |
| DUI | 0 | 0 |
| Drunkenness | 0 | 0 |
| Family-Non Violent | 0 | 0 |
| Liquor Law Violations | 0 | 0 |
| Peeping Tom | 0 | 0 |
| Runaway | 0 | 0 |
| Trespass | 0 | 0 |
| All Other Offenses | 0 | 0 |
| Total Group B | 0 | 0 |

| TIBRS Group A Offenses | Offenses | | Arrests | |
|------------------------------------|-----------|----------|-----------|----------|
| | Reported | Cleared | Adult | Juvenile |
| Crimes Against Persons | | | | |
| Murder | 0 | 0 | 0 | 0 |
| Negligent Manslaughter | 0 | 0 | 0 | 0 |
| Kidnaping/Abduction | 0 | 0 | 0 | 0 |
| Forcible Rape | 0 | 0 | 0 | 0 |
| Forcible Sodomy | 0 | 0 | 0 | 0 |
| Sexual Assault W/Object | 0 | 0 | 0 | 0 |
| Forcible Fondling | 0 | 0 | 0 | 0 |
| Incest | 0 | 0 | 0 | 0 |
| Statutory Rape | 0 | 0 | 0 | 0 |
| Aggravated Assault | 0 | 0 | 0 | 0 |
| Simple Assault | 0 | 0 | 0 | 0 |
| Intimidation | 0 | 0 | 0 | 0 |
| Stalking | 0 | 0 | 0 | 0 |
| Crimes Against Property | | | | |
| Arson | 0 | 0 | 0 | 0 |
| Bribery | 0 | 0 | 0 | 0 |
| Burglary | 0 | 0 | 0 | 0 |
| Counterfeiting/Forgery | 0 | 0 | 0 | 0 |
| Destruction/Damage/Vandalism | 0 | 0 | 0 | 0 |
| Embezzlement | 0 | 0 | 0 | 0 |
| Extortion/Blackmail | 0 | 0 | 0 | 0 |
| Fraud - False Pretenses | 0 | 0 | 0 | 0 |
| Fraud - Credit Card/ATM | 0 | 0 | 0 | 0 |
| Fraud - Impersonation | 0 | 0 | 0 | 0 |
| Fraud - Welfare | 0 | 0 | 0 | 0 |
| Fraud - Wire | 0 | 0 | 0 | 0 |
| Motor Vehicle Theft | 0 | 0 | 0 | 0 |
| Robbery | 0 | 0 | 0 | 0 |
| Stolen Property Offenses | 0 | 0 | 0 | 0 |
| Theft - Pocket-picking | 0 | 0 | 0 | 0 |
| Theft - Purse Snatching | 0 | 0 | 0 | 0 |
| Theft - Shoplifting | 0 | 0 | 0 | 0 |
| Theft From Building | 0 | 0 | 0 | 0 |
| Theft From Coin Machine | 0 | 0 | 0 | 0 |
| Theft From Motor Vehicle | 0 | 0 | 0 | 0 |
| Theft of Motor Vehicle Parts | 0 | 0 | 0 | 0 |
| Theft - All Other Larceny | 0 | 0 | 0 | 0 |
| Crimes Against Society | | | | |
| Drug/Narcotic Violations | 11 | 7 | 12 | 0 |
| Drug/Narcotic Equipment Violations | 0 | 0 | 0 | 0 |
| Gambling - Betting/Wagering | 0 | 0 | 0 | 0 |
| Gambling - Operating/Promoting | 0 | 0 | 0 | 0 |
| Gambling - Equipment Violations | 0 | 0 | 0 | 0 |
| Gambling - Sports Tampering | 0 | 0 | 0 | 0 |
| Pornography/Obscene Material | 0 | 0 | 0 | 0 |
| Prostitution | 0 | 0 | 0 | 0 |
| Prostitution Assisting/Promoting | 0 | 0 | 0 | 0 |
| Weapon Law Violations | 0 | 0 | 0 | 0 |
| Total Group A Offenses | 11 | 7 | 12 | 0 |



| | |
|---------------------------------|---------|
| 2006 Population Estimate | N/A |
| Offense Overview | |
| Offense Total | 89 |
| Number Cleared | 88 |
| Percent Cleared | 98.88 % |

Group A Crimes per 100,000 population N/A

| | |
|------------------------|----|
| Arrest Overview | |
| Total Arrests | 93 |
| Adult Arrests | 93 |
| Juvenile Arrests | 0 |
| Unknown Age | 0 |

Arrests per 100,000 population N/A

Average number offenses/incident 1.10

| Domestic Violence Victims | | |
|---------------------------|----------|----------|
| Offense | Total | Arrests |
| Murder | 0 | 0 |
| Aggravated Assault | 0 | 0 |
| Simple Assault | 0 | 0 |
| Intimidation | 0 | 0 |
| Stalking | 0 | 0 |
| Forcible Rape | 0 | 0 |
| Forcible Sodomy | 0 | 0 |
| Sexual Assault W/Object | 0 | 0 |
| Forcible Fondling | 0 | 0 |
| Incest | 0 | 0 |
| Statutory Rape | 0 | 0 |
| Kidnaping/Abduction | 0 | 0 |
| Total | 0 | 0 |

| TIBRS Group B Arrests | | |
|-----------------------|----------|----------|
| Offense | Adult | Juvenile |
| Bad Checks | 0 | 0 |
| Curfew/Vagrancy | 0 | 0 |
| Disorderly Conduct | 0 | 0 |
| DUI | 2 | 0 |
| Drunkenness | 0 | 0 |
| Family-Non Violent | 0 | 0 |
| Liquor Law Violations | 0 | 0 |
| Peeping Tom | 0 | 0 |
| Runaway | 0 | 0 |
| Trespass | 0 | 0 |
| All Other Offenses | 1 | 0 |
| Total Group B | 3 | 0 |

| TIBRS Group A Offenses | Offenses | | Arrests | |
|------------------------------------|-----------|-----------|-----------|----------|
| | Reported | Cleared | Adult | Juvenile |
| Crimes Against Persons | | | | |
| Murder | 0 | 0 | 0 | 0 |
| Negligent Manslaughter | 0 | 0 | 0 | 0 |
| Kidnaping/Abduction | 0 | 0 | 0 | 0 |
| Forcible Rape | 0 | 0 | 0 | 0 |
| Forcible Sodomy | 0 | 0 | 0 | 0 |
| Sexual Assault W/Object | 0 | 0 | 0 | 0 |
| Forcible Fondling | 0 | 0 | 0 | 0 |
| Incest | 0 | 0 | 0 | 0 |
| Statutory Rape | 0 | 0 | 0 | 0 |
| Aggravated Assault | 0 | 0 | 0 | 0 |
| Simple Assault | 0 | 0 | 0 | 0 |
| Intimidation | 1 | 1 | 1 | 0 |
| Stalking | 0 | 0 | 0 | 0 |
| Crimes Against Property | | | | |
| Arson | 0 | 0 | 0 | 0 |
| Bribery | 0 | 0 | 0 | 0 |
| Burglary | 0 | 0 | 0 | 0 |
| Counterfeiting/Forgery | 0 | 0 | 0 | 0 |
| Destruction/Damage/Vandalism | 0 | 0 | 0 | 0 |
| Embezzlement | 0 | 0 | 0 | 0 |
| Extortion/Blackmail | 0 | 0 | 0 | 0 |
| Fraud - False Pretenses | 7 | 7 | 7 | 0 |
| Fraud - Credit Card/ATM | 0 | 0 | 0 | 0 |
| Fraud - Impersonation | 0 | 0 | 0 | 0 |
| Fraud - Welfare | 0 | 0 | 0 | 0 |
| Fraud - Wire | 0 | 0 | 0 | 0 |
| Motor Vehicle Theft | 0 | 0 | 0 | 0 |
| Robbery | 0 | 0 | 0 | 0 |
| Stolen Property Offenses | 0 | 0 | 0 | 0 |
| Theft - Pocket-picking | 0 | 0 | 0 | 0 |
| Theft - Purse Snatching | 0 | 0 | 0 | 0 |
| Theft - Shoplifting | 0 | 0 | 0 | 0 |
| Theft From Building | 0 | 0 | 0 | 0 |
| Theft From Coin Machine | 0 | 0 | 0 | 0 |
| Theft From Motor Vehicle | 0 | 0 | 0 | 0 |
| Theft of Motor Vehicle Parts | 0 | 0 | 0 | 0 |
| Theft - All Other Larceny | 1 | 1 | 1 | 0 |
| Crimes Against Society | | | | |
| Drug/Narcotic Violations | 69 | 68 | 74 | 0 |
| Drug/Narcotic Equipment Violations | 6 | 6 | 4 | 0 |
| Gambling - Betting/Wagering | 0 | 0 | 0 | 0 |
| Gambling - Operating/Promoting | 0 | 0 | 0 | 0 |
| Gambling - Equipment Violations | 0 | 0 | 0 | 0 |
| Gambling - Sports Tampering | 0 | 0 | 0 | 0 |
| Pornography/Obscene Material | 0 | 0 | 0 | 0 |
| Prostitution | 0 | 0 | 0 | 0 |
| Prostitution Assisting/Promoting | 0 | 0 | 0 | 0 |
| Weapon Law Violations | 5 | 5 | 3 | 0 |
| Total Group A Offenses | 89 | 88 | 90 | 0 |



12th Judicial Drug Task Force - 2007

2006 Population Estimate N/A

Offense Overview

Offense Total 11
Number Cleared 10
Percent Cleared 90.91 %

Group A Crimes per 100,000 population N/A

Arrest Overview

Total Arrests 11
Adult Arrests 11
Juvenile Arrests 0
Unknown Age 0

Arrests per 100,000 population N/A

Average number offenses/incident 1.22

Domestic Violence Victims

| Offense | Total | Arrests |
|-------------------------|----------|----------|
| Murder | 0 | 0 |
| Aggravated Assault | 0 | 0 |
| Simple Assault | 0 | 0 |
| Intimidation | 0 | 0 |
| Stalking | 0 | 0 |
| Forcible Rape | 0 | 0 |
| Forcible Sodomy | 0 | 0 |
| Sexual Assault W/Object | 0 | 0 |
| Forcible Fondling | 0 | 0 |
| Incest | 0 | 0 |
| Statutory Rape | 0 | 0 |
| Kidnaping/Abduction | 0 | 0 |
| Total | 0 | 0 |

TIBRS Group B Arrests

| Offense | Adult | Juvenile |
|-----------------------|----------|----------|
| Bad Checks | 0 | 0 |
| Curfew/Vagrancy | 0 | 0 |
| Disorderly Conduct | 0 | 0 |
| DUI | 0 | 0 |
| Drunkenness | 0 | 0 |
| Family-Non Violent | 0 | 0 |
| Liquor Law Violations | 0 | 0 |
| Peeping Tom | 0 | 0 |
| Runaway | 0 | 0 |
| Trespass | 0 | 0 |
| All Other Offenses | 1 | 0 |
| Total Group B | 1 | 0 |

| TIBRS Group A Offenses | Offenses | | Arrests | |
|------------------------------------|-----------|-----------|-----------|----------|
| | Reported | Cleared | Adult | Juvenile |
| Crimes Against Persons | | | | |
| Murder | 0 | 0 | 0 | 0 |
| Negligent Manslaughter | 0 | 0 | 0 | 0 |
| Kidnaping/Abduction | 0 | 0 | 0 | 0 |
| Forcible Rape | 0 | 0 | 0 | 0 |
| Forcible Sodomy | 0 | 0 | 0 | 0 |
| Sexual Assault W/Object | 0 | 0 | 0 | 0 |
| Forcible Fondling | 0 | 0 | 0 | 0 |
| Incest | 0 | 0 | 0 | 0 |
| Statutory Rape | 0 | 0 | 0 | 0 |
| Aggravated Assault | 1 | 1 | 1 | 0 |
| Simple Assault | 0 | 0 | 0 | 0 |
| Intimidation | 0 | 0 | 0 | 0 |
| Stalking | 0 | 0 | 0 | 0 |
| Crimes Against Property | | | | |
| Arson | 0 | 0 | 0 | 0 |
| Bribery | 0 | 0 | 0 | 0 |
| Burglary | 0 | 0 | 0 | 0 |
| Counterfeiting/Forgery | 0 | 0 | 0 | 0 |
| Destruction/Damage/Vandalism | 0 | 0 | 0 | 0 |
| Embezzlement | 0 | 0 | 0 | 0 |
| Extortion/Blackmail | 0 | 0 | 0 | 0 |
| Fraud - False Pretenses | 0 | 0 | 0 | 0 |
| Fraud - Credit Card/ATM | 0 | 0 | 0 | 0 |
| Fraud - Impersonation | 0 | 0 | 0 | 0 |
| Fraud - Welfare | 0 | 0 | 0 | 0 |
| Fraud - Wire | 0 | 0 | 0 | 0 |
| Motor Vehicle Theft | 0 | 0 | 0 | 0 |
| Robbery | 0 | 0 | 0 | 0 |
| Stolen Property Offenses | 0 | 0 | 0 | 0 |
| Theft - Pocket-picking | 0 | 0 | 0 | 0 |
| Theft - Purse Snatching | 0 | 0 | 0 | 0 |
| Theft - Shoplifting | 0 | 0 | 0 | 0 |
| Theft From Building | 0 | 0 | 0 | 0 |
| Theft From Coin Machine | 0 | 0 | 0 | 0 |
| Theft From Motor Vehicle | 0 | 0 | 0 | 0 |
| Theft of Motor Vehicle Parts | 0 | 0 | 0 | 0 |
| Theft - All Other Larceny | 0 | 0 | 0 | 0 |
| Crimes Against Society | | | | |
| Drug/Narcotic Violations | 8 | 7 | 9 | 0 |
| Drug/Narcotic Equipment Violations | 2 | 2 | 0 | 0 |
| Gambling - Betting/Wagering | 0 | 0 | 0 | 0 |
| Gambling - Operating/Promoting | 0 | 0 | 0 | 0 |
| Gambling - Equipment Violations | 0 | 0 | 0 | 0 |
| Gambling - Sports Tampering | 0 | 0 | 0 | 0 |
| Pornography/Obscene Material | 0 | 0 | 0 | 0 |
| Prostitution | 0 | 0 | 0 | 0 |
| Prostitution Assisting/Promoting | 0 | 0 | 0 | 0 |
| Weapon Law Violations | 0 | 0 | 0 | 0 |
| Total Group A Offenses | 11 | 10 | 10 | 0 |



2006 Population Estimate N/A

Offense Overview

Offense Total 31
Number Cleared 2
Percent Cleared 6.45 %

Group A Crimes per 100,000 population N/A

Arrest Overview

Total Arrests 1
Adult Arrests 1
Juvenile Arrests 0
Unknown Age 0

Arrests per 100,000 population N/A

Average number offenses/incident 1.11

Domestic Violence Victims

| Offense | Total | Arrests |
|-------------------------|----------|----------|
| Murder | 0 | 0 |
| Aggravated Assault | 0 | 0 |
| Simple Assault | 0 | 0 |
| Intimidation | 0 | 0 |
| Stalking | 0 | 0 |
| Forcible Rape | 0 | 0 |
| Forcible Sodomy | 0 | 0 |
| Sexual Assault W/Object | 0 | 0 |
| Forcible Fondling | 0 | 0 |
| Incest | 0 | 0 |
| Statutory Rape | 0 | 0 |
| Kidnaping/Abduction | 0 | 0 |
| Total | 0 | 0 |

TIBRS Group B Arrests

| Offense | Adult | Juvenile |
|-----------------------|----------|----------|
| Bad Checks | 0 | 0 |
| Curfew/Vagrancy | 0 | 0 |
| Disorderly Conduct | 0 | 0 |
| DUI | 0 | 0 |
| Drunkenness | 0 | 0 |
| Family-Non Violent | 0 | 0 |
| Liquor Law Violations | 0 | 0 |
| Peeping Tom | 0 | 0 |
| Runaway | 0 | 0 |
| Trespass | 0 | 0 |
| All Other Offenses | 0 | 0 |
| Total Group B | 0 | 0 |

| TIBRS Group A Offenses | Offenses | | Arrests | |
|------------------------------------|-----------|----------|----------|----------|
| | Reported | Cleared | Adult | Juvenile |
| Crimes Against Persons | | | | |
| Murder | 0 | 0 | 0 | 0 |
| Negligent Manslaughter | 0 | 0 | 0 | 0 |
| Kidnaping/Abduction | 0 | 0 | 0 | 0 |
| Forcible Rape | 0 | 0 | 0 | 0 |
| Forcible Sodomy | 0 | 0 | 0 | 0 |
| Sexual Assault W/Object | 0 | 0 | 0 | 0 |
| Forcible Fondling | 0 | 0 | 0 | 0 |
| Incest | 0 | 0 | 0 | 0 |
| Statutory Rape | 0 | 0 | 0 | 0 |
| Aggravated Assault | 0 | 0 | 0 | 0 |
| Simple Assault | 0 | 0 | 0 | 0 |
| Intimidation | 0 | 0 | 0 | 0 |
| Stalking | 0 | 0 | 0 | 0 |
| Crimes Against Property | | | | |
| Arson | 0 | 0 | 0 | 0 |
| Bribery | 0 | 0 | 0 | 0 |
| Burglary | 0 | 0 | 0 | 0 |
| Counterfeiting/Forgery | 0 | 0 | 0 | 0 |
| Destruction/Damage/Vandalism | 0 | 0 | 0 | 0 |
| Embezzlement | 0 | 0 | 0 | 0 |
| Extortion/Blackmail | 0 | 0 | 0 | 0 |
| Fraud - False Pretenses | 0 | 0 | 0 | 0 |
| Fraud - Credit Card/ATM | 0 | 0 | 0 | 0 |
| Fraud - Impersonation | 0 | 0 | 0 | 0 |
| Fraud - Welfare | 0 | 0 | 0 | 0 |
| Fraud - Wire | 0 | 0 | 0 | 0 |
| Motor Vehicle Theft | 0 | 0 | 0 | 0 |
| Robbery | 0 | 0 | 0 | 0 |
| Stolen Property Offenses | 0 | 0 | 0 | 0 |
| Theft - Pocket-picking | 0 | 0 | 0 | 0 |
| Theft - Purse Snatching | 0 | 0 | 0 | 0 |
| Theft - Shoplifting | 0 | 0 | 0 | 0 |
| Theft From Building | 0 | 0 | 0 | 0 |
| Theft From Coin Machine | 0 | 0 | 0 | 0 |
| Theft From Motor Vehicle | 0 | 0 | 0 | 0 |
| Theft of Motor Vehicle Parts | 0 | 0 | 0 | 0 |
| Theft - All Other Larceny | 0 | 0 | 0 | 0 |
| Crimes Against Society | | | | |
| Drug/Narcotic Violations | 28 | 1 | 1 | 0 |
| Drug/Narcotic Equipment Violations | 3 | 1 | 0 | 0 |
| Gambling - Betting/Wagering | 0 | 0 | 0 | 0 |
| Gambling - Operating/Promoting | 0 | 0 | 0 | 0 |
| Gambling - Equipment Violations | 0 | 0 | 0 | 0 |
| Gambling - Sports Tampering | 0 | 0 | 0 | 0 |
| Pornography/Obscene Material | 0 | 0 | 0 | 0 |
| Prostitution | 0 | 0 | 0 | 0 |
| Prostitution Assisting/Promoting | 0 | 0 | 0 | 0 |
| Weapon Law Violations | 0 | 0 | 0 | 0 |
| Total Group A Offenses | 31 | 2 | 1 | 0 |



14th Judicial Drug Task Force - 2007

2006 Population Estimate N/A

Offense Overview

Offense Total 34
Number Cleared 34
Percent Cleared 100.00 %

Group A Crimes per 100,000 population N/A

Arrest Overview

Total Arrests 40
Adult Arrests 40
Juvenile Arrests 0
Unknown Age 0

Arrests per 100,000 population N/A

Average number offenses/incident 1.00

Domestic Violence Victims

| Offense | Total | Arrests |
|-------------------------|----------|----------|
| Murder | 0 | 0 |
| Aggravated Assault | 0 | 0 |
| Simple Assault | 0 | 0 |
| Intimidation | 0 | 0 |
| Stalking | 0 | 0 |
| Forcible Rape | 0 | 0 |
| Forcible Sodomy | 0 | 0 |
| Sexual Assault W/Object | 0 | 0 |
| Forcible Fondling | 0 | 0 |
| Incest | 0 | 0 |
| Statutory Rape | 0 | 0 |
| Kidnaping/Abduction | 0 | 0 |
| Total | 0 | 0 |

TIBRS Group B Arrests

| Offense | Adult | Juvenile |
|-----------------------|----------|----------|
| Bad Checks | 0 | 0 |
| Curfew/Vagrancy | 0 | 0 |
| Disorderly Conduct | 0 | 0 |
| DUI | 0 | 0 |
| Drunkenness | 0 | 0 |
| Family-Non Violent | 0 | 0 |
| Liquor Law Violations | 0 | 0 |
| Peeping Tom | 0 | 0 |
| Runaway | 0 | 0 |
| Trespass | 0 | 0 |
| All Other Offenses | 0 | 0 |
| Total Group B | 0 | 0 |

| TIBRS Group A Offenses | Offenses | | Arrests | |
|------------------------------------|-----------|-----------|-----------|----------|
| | Reported | Cleared | Adult | Juvenile |
| Crimes Against Persons | | | | |
| Murder | 0 | 0 | 0 | 0 |
| Negligent Manslaughter | 0 | 0 | 0 | 0 |
| Kidnaping/Abduction | 0 | 0 | 0 | 0 |
| Forcible Rape | 0 | 0 | 0 | 0 |
| Forcible Sodomy | 0 | 0 | 0 | 0 |
| Sexual Assault W/Object | 0 | 0 | 0 | 0 |
| Forcible Fondling | 0 | 0 | 0 | 0 |
| Incest | 0 | 0 | 0 | 0 |
| Statutory Rape | 0 | 0 | 0 | 0 |
| Aggravated Assault | 0 | 0 | 0 | 0 |
| Simple Assault | 0 | 0 | 0 | 0 |
| Intimidation | 0 | 0 | 0 | 0 |
| Stalking | 0 | 0 | 0 | 0 |
| Crimes Against Property | | | | |
| Arson | 0 | 0 | 0 | 0 |
| Bribery | 0 | 0 | 0 | 0 |
| Burglary | 0 | 0 | 0 | 0 |
| Counterfeiting/Forgery | 0 | 0 | 0 | 0 |
| Destruction/Damage/Vandalism | 0 | 0 | 0 | 0 |
| Embezzlement | 0 | 0 | 0 | 0 |
| Extortion/Blackmail | 0 | 0 | 0 | 0 |
| Fraud - False Pretenses | 0 | 0 | 0 | 0 |
| Fraud - Credit Card/ATM | 0 | 0 | 0 | 0 |
| Fraud - Impersonation | 0 | 0 | 0 | 0 |
| Fraud - Welfare | 0 | 0 | 0 | 0 |
| Fraud - Wire | 0 | 0 | 0 | 0 |
| Motor Vehicle Theft | 0 | 0 | 0 | 0 |
| Robbery | 0 | 0 | 0 | 0 |
| Stolen Property Offenses | 0 | 0 | 0 | 0 |
| Theft - Pocket-picking | 0 | 0 | 0 | 0 |
| Theft - Purse Snatching | 0 | 0 | 0 | 0 |
| Theft - Shoplifting | 0 | 0 | 0 | 0 |
| Theft From Building | 0 | 0 | 0 | 0 |
| Theft From Coin Machine | 0 | 0 | 0 | 0 |
| Theft From Motor Vehicle | 0 | 0 | 0 | 0 |
| Theft of Motor Vehicle Parts | 0 | 0 | 0 | 0 |
| Theft - All Other Larceny | 0 | 0 | 0 | 0 |
| Crimes Against Society | | | | |
| Drug/Narcotic Violations | 33 | 33 | 39 | 0 |
| Drug/Narcotic Equipment Violations | 1 | 1 | 1 | 0 |
| Gambling - Betting/Wagering | 0 | 0 | 0 | 0 |
| Gambling - Operating/Promoting | 0 | 0 | 0 | 0 |
| Gambling - Equipment Violations | 0 | 0 | 0 | 0 |
| Gambling - Sports Tampering | 0 | 0 | 0 | 0 |
| Pornography/Obscene Material | 0 | 0 | 0 | 0 |
| Prostitution | 0 | 0 | 0 | 0 |
| Prostitution Assisting/Promoting | 0 | 0 | 0 | 0 |
| Weapon Law Violations | 0 | 0 | 0 | 0 |
| Total Group A Offenses | 34 | 34 | 40 | 0 |



2006 Population Estimate N/A

Offense Overview

Offense Total 270
Number Cleared 56
Percent Cleared 20.74 %

Group A Crimes per 100,000 population N/A

Arrest Overview

Total Arrests 30
Adult Arrests 30
Juvenile Arrests 0
Unknown Age 0

Arrests per 100,000 population N/A

Average number offenses/incident 1.06

Domestic Violence Victims

| Offense | Total | Arrests |
|-------------------------|----------|----------|
| Murder | 0 | 0 |
| Aggravated Assault | 0 | 0 |
| Simple Assault | 0 | 0 |
| Intimidation | 0 | 0 |
| Stalking | 0 | 0 |
| Forcible Rape | 0 | 0 |
| Forcible Sodomy | 0 | 0 |
| Sexual Assault W/Object | 0 | 0 |
| Forcible Fondling | 0 | 0 |
| Incest | 0 | 0 |
| Statutory Rape | 0 | 0 |
| Kidnaping/Abduction | 0 | 0 |
| Total | 0 | 0 |

TIBRS Group B Arrests

| Offense | Adult | Juvenile |
|-----------------------|----------|----------|
| Bad Checks | 0 | 0 |
| Curfew/Vagrancy | 0 | 0 |
| Disorderly Conduct | 0 | 0 |
| DUI | 0 | 0 |
| Drunkenness | 0 | 0 |
| Family-Non Violent | 0 | 0 |
| Liquor Law Violations | 0 | 0 |
| Peeping Tom | 0 | 0 |
| Runaway | 0 | 0 |
| Trespass | 0 | 0 |
| All Other Offenses | 0 | 0 |
| Total Group B | 0 | 0 |

| TIBRS Group A Offenses | Offenses | | Arrests | |
|------------------------------------|------------|-----------|-----------|----------|
| | Reported | Cleared | Adult | Juvenile |
| Crimes Against Persons | | | | |
| Murder | 0 | 0 | 0 | 0 |
| Negligent Manslaughter | 0 | 0 | 0 | 0 |
| Kidnaping/Abduction | 0 | 0 | 0 | 0 |
| Forcible Rape | 0 | 0 | 0 | 0 |
| Forcible Sodomy | 0 | 0 | 0 | 0 |
| Sexual Assault W/Object | 0 | 0 | 0 | 0 |
| Forcible Fondling | 0 | 0 | 0 | 0 |
| Incest | 0 | 0 | 0 | 0 |
| Statutory Rape | 0 | 0 | 0 | 0 |
| Aggravated Assault | 0 | 0 | 0 | 0 |
| Simple Assault | 0 | 0 | 0 | 0 |
| Intimidation | 0 | 0 | 0 | 0 |
| Stalking | 0 | 0 | 0 | 0 |
| Crimes Against Property | | | | |
| Arson | 0 | 0 | 0 | 0 |
| Bribery | 0 | 0 | 0 | 0 |
| Burglary | 0 | 0 | 0 | 0 |
| Counterfeiting/Forgery | 0 | 0 | 0 | 0 |
| Destruction/Damage/Vandalism | 0 | 0 | 0 | 0 |
| Embezzlement | 0 | 0 | 0 | 0 |
| Extortion/Blackmail | 0 | 0 | 0 | 0 |
| Fraud - False Pretenses | 0 | 0 | 0 | 0 |
| Fraud - Credit Card/ATM | 0 | 0 | 0 | 0 |
| Fraud - Impersonation | 0 | 0 | 0 | 0 |
| Fraud - Welfare | 0 | 0 | 0 | 0 |
| Fraud - Wire | 0 | 0 | 0 | 0 |
| Motor Vehicle Theft | 0 | 0 | 0 | 0 |
| Robbery | 0 | 0 | 0 | 0 |
| Stolen Property Offenses | 0 | 0 | 0 | 0 |
| Theft - Pocket-picking | 0 | 0 | 0 | 0 |
| Theft - Purse Snatching | 0 | 0 | 0 | 0 |
| Theft - Shoplifting | 0 | 0 | 0 | 0 |
| Theft From Building | 0 | 0 | 0 | 0 |
| Theft From Coin Machine | 0 | 0 | 0 | 0 |
| Theft From Motor Vehicle | 0 | 0 | 0 | 0 |
| Theft of Motor Vehicle Parts | 0 | 0 | 0 | 0 |
| Theft - All Other Larceny | 0 | 0 | 0 | 0 |
| Crimes Against Society | | | | |
| Drug/Narcotic Violations | 248 | 40 | 28 | 0 |
| Drug/Narcotic Equipment Violations | 20 | 15 | 2 | 0 |
| Gambling - Betting/Wagering | 0 | 0 | 0 | 0 |
| Gambling - Operating/Promoting | 0 | 0 | 0 | 0 |
| Gambling - Equipment Violations | 0 | 0 | 0 | 0 |
| Gambling - Sports Tampering | 0 | 0 | 0 | 0 |
| Pornography/Obscene Material | 0 | 0 | 0 | 0 |
| Prostitution | 0 | 0 | 0 | 0 |
| Prostitution Assisting/Promoting | 0 | 0 | 0 | 0 |
| Weapon Law Violations | 2 | 1 | 0 | 0 |
| Total Group A Offenses | 270 | 56 | 30 | 0 |



2006 Population Estimate N/A

Offense Overview

Offense Total 277
Number Cleared 234
Percent Cleared 84.48 %

Group A Crimes per 100,000 population N/A

Arrest Overview

Total Arrests 230
Adult Arrests 226
Juvenile Arrests 4
Unknown Age 0

Arrests per 100,000 population N/A

Average number offenses/incident 1.04

Domestic Violence Victims

| Offense | Total | Arrests |
|-------------------------|----------|----------|
| Murder | 0 | 0 |
| Aggravated Assault | 0 | 0 |
| Simple Assault | 0 | 0 |
| Intimidation | 0 | 0 |
| Stalking | 0 | 0 |
| Forcible Rape | 0 | 0 |
| Forcible Sodomy | 0 | 0 |
| Sexual Assault W/Object | 0 | 0 |
| Forcible Fondling | 0 | 0 |
| Incest | 0 | 0 |
| Statutory Rape | 0 | 0 |
| Kidnaping/Abduction | 0 | 0 |
| Total | 0 | 0 |

TIBRS Group B Arrests

| Offense | Adult | Juvenile |
|-----------------------|----------|----------|
| Bad Checks | 0 | 0 |
| Curfew/Vagrancy | 0 | 0 |
| Disorderly Conduct | 0 | 0 |
| DUI | 0 | 0 |
| Drunkenness | 0 | 0 |
| Family-Non Violent | 0 | 0 |
| Liquor Law Violations | 0 | 0 |
| Peeping Tom | 0 | 0 |
| Runaway | 0 | 0 |
| Trespass | 0 | 0 |
| All Other Offenses | 1 | 0 |
| Total Group B | 1 | 0 |

| TIBRS Group A Offenses | Offenses | | Arrests | |
|------------------------------------|------------|------------|------------|----------|
| | Reported | Cleared | Adult | Juvenile |
| Crimes Against Persons | | | | |
| Murder | 0 | 0 | 0 | 0 |
| Negligent Manslaughter | 0 | 0 | 0 | 0 |
| Kidnaping/Abduction | 0 | 0 | 0 | 0 |
| Forcible Rape | 0 | 0 | 0 | 0 |
| Forcible Sodomy | 0 | 0 | 0 | 0 |
| Sexual Assault W/Object | 0 | 0 | 0 | 0 |
| Forcible Fondling | 0 | 0 | 0 | 0 |
| Incest | 0 | 0 | 0 | 0 |
| Statutory Rape | 0 | 0 | 0 | 0 |
| Aggravated Assault | 0 | 0 | 0 | 0 |
| Simple Assault | 0 | 0 | 0 | 0 |
| Intimidation | 0 | 0 | 0 | 0 |
| Stalking | 0 | 0 | 0 | 0 |
| Crimes Against Property | | | | |
| Arson | 0 | 0 | 0 | 0 |
| Bribery | 0 | 0 | 0 | 0 |
| Burglary | 0 | 0 | 0 | 0 |
| Counterfeiting/Forgery | 0 | 0 | 0 | 0 |
| Destruction/Damage/Vandalism | 0 | 0 | 0 | 0 |
| Embezzlement | 0 | 0 | 0 | 0 |
| Extortion/Blackmail | 0 | 0 | 0 | 0 |
| Fraud - False Pretenses | 0 | 0 | 0 | 0 |
| Fraud - Credit Card/ATM | 0 | 0 | 0 | 0 |
| Fraud - Impersonation | 0 | 0 | 0 | 0 |
| Fraud - Welfare | 0 | 0 | 0 | 0 |
| Fraud - Wire | 0 | 0 | 0 | 0 |
| Motor Vehicle Theft | 0 | 0 | 0 | 0 |
| Robbery | 0 | 0 | 0 | 0 |
| Stolen Property Offenses | 0 | 0 | 0 | 0 |
| Theft - Pocket-picking | 0 | 0 | 0 | 0 |
| Theft - Purse Snatching | 0 | 0 | 0 | 0 |
| Theft - Shoplifting | 0 | 0 | 0 | 0 |
| Theft From Building | 0 | 0 | 0 | 0 |
| Theft From Coin Machine | 0 | 0 | 0 | 0 |
| Theft From Motor Vehicle | 0 | 0 | 0 | 0 |
| Theft of Motor Vehicle Parts | 0 | 0 | 0 | 0 |
| Theft - All Other Larceny | 0 | 0 | 0 | 0 |
| Crimes Against Society | | | | |
| Drug/Narcotic Violations | 255 | 216 | 217 | 4 |
| Drug/Narcotic Equipment Violations | 16 | 12 | 6 | 0 |
| Gambling - Betting/Wagering | 0 | 0 | 0 | 0 |
| Gambling - Operating/Promoting | 0 | 0 | 0 | 0 |
| Gambling - Equipment Violations | 0 | 0 | 0 | 0 |
| Gambling - Sports Tampering | 0 | 0 | 0 | 0 |
| Pornography/Obscene Material | 0 | 0 | 0 | 0 |
| Prostitution | 0 | 0 | 0 | 0 |
| Prostitution Assisting/Promoting | 0 | 0 | 0 | 0 |
| Weapon Law Violations | 6 | 6 | 2 | 0 |
| Total Group A Offenses | 277 | 234 | 225 | 4 |



18th Judicial Drug Task Force - 2007

2006 Population Estimate N/A

Offense Overview

Offense Total 197
Number Cleared 197
Percent Cleared 100.00 %

Group A Crimes per 100,000 population N/A

Arrest Overview

Total Arrests 154
Adult Arrests 150
Juvenile Arrests 4
Unknown Age 0

Arrests per 100,000 population N/A

Average number offenses/incident 1.33

Domestic Violence Victims

| Offense | Total | Arrests |
|-------------------------|----------|----------|
| Murder | 0 | 0 |
| Aggravated Assault | 0 | 0 |
| Simple Assault | 0 | 0 |
| Intimidation | 0 | 0 |
| Stalking | 0 | 0 |
| Forcible Rape | 0 | 0 |
| Forcible Sodomy | 0 | 0 |
| Sexual Assault W/Object | 0 | 0 |
| Forcible Fondling | 0 | 0 |
| Incest | 0 | 0 |
| Statutory Rape | 0 | 0 |
| Kidnaping/Abduction | 0 | 0 |
| Total | 0 | 0 |

TIBRS Group B Arrests

| Offense | Adult | Juvenile |
|-----------------------|----------|----------|
| Bad Checks | 0 | 0 |
| Curfew/Vagrancy | 0 | 0 |
| Disorderly Conduct | 1 | 0 |
| DUI | 0 | 0 |
| Drunkenness | 0 | 0 |
| Family-Non Violent | 0 | 0 |
| Liquor Law Violations | 0 | 0 |
| Peeping Tom | 0 | 0 |
| Runaway | 0 | 0 |
| Trespass | 0 | 0 |
| All Other Offenses | 0 | 0 |
| Total Group B | 1 | 0 |

| TIBRS Group A Offenses | Offenses | | Arrests | |
|------------------------------------|------------|------------|------------|----------|
| | Reported | Cleared | Adult | Juvenile |
| Crimes Against Persons | | | | |
| Murder | 0 | 0 | 0 | 0 |
| Negligent Manslaughter | 0 | 0 | 0 | 0 |
| Kidnaping/Abduction | 0 | 0 | 0 | 0 |
| Forcible Rape | 0 | 0 | 0 | 0 |
| Forcible Sodomy | 0 | 0 | 0 | 0 |
| Sexual Assault W/Object | 0 | 0 | 0 | 0 |
| Forcible Fondling | 0 | 0 | 0 | 0 |
| Incest | 0 | 0 | 0 | 0 |
| Statutory Rape | 0 | 0 | 0 | 0 |
| Aggravated Assault | 0 | 0 | 0 | 0 |
| Simple Assault | 0 | 0 | 0 | 0 |
| Intimidation | 0 | 0 | 0 | 0 |
| Stalking | 0 | 0 | 0 | 0 |
| Crimes Against Property | | | | |
| Arson | 0 | 0 | 0 | 0 |
| Bribery | 0 | 0 | 0 | 0 |
| Burglary | 0 | 0 | 0 | 0 |
| Counterfeiting/Forgery | 0 | 0 | 0 | 0 |
| Destruction/Damage/Vandalism | 0 | 0 | 0 | 0 |
| Embezzlement | 0 | 0 | 0 | 0 |
| Extortion/Blackmail | 0 | 0 | 0 | 0 |
| Fraud - False Pretenses | 0 | 0 | 0 | 0 |
| Fraud - Credit Card/ATM | 0 | 0 | 0 | 0 |
| Fraud - Impersonation | 0 | 0 | 0 | 0 |
| Fraud - Welfare | 0 | 0 | 0 | 0 |
| Fraud - Wire | 0 | 0 | 0 | 0 |
| Motor Vehicle Theft | 0 | 0 | 0 | 0 |
| Robbery | 0 | 0 | 0 | 0 |
| Stolen Property Offenses | 0 | 0 | 0 | 0 |
| Theft - Pocket-picking | 0 | 0 | 0 | 0 |
| Theft - Purse Snatching | 0 | 0 | 0 | 0 |
| Theft - Shoplifting | 0 | 0 | 0 | 0 |
| Theft From Building | 0 | 0 | 0 | 0 |
| Theft From Coin Machine | 0 | 0 | 0 | 0 |
| Theft From Motor Vehicle | 0 | 0 | 0 | 0 |
| Theft of Motor Vehicle Parts | 0 | 0 | 0 | 0 |
| Theft - All Other Larceny | 0 | 0 | 0 | 0 |
| Crimes Against Society | | | | |
| Drug/Narcotic Violations | 146 | 146 | 143 | 3 |
| Drug/Narcotic Equipment Violations | 46 | 46 | 4 | 1 |
| Gambling - Betting/Wagering | 0 | 0 | 0 | 0 |
| Gambling - Operating/Promoting | 0 | 0 | 0 | 0 |
| Gambling - Equipment Violations | 0 | 0 | 0 | 0 |
| Gambling - Sports Tampering | 0 | 0 | 0 | 0 |
| Pornography/Obscene Material | 0 | 0 | 0 | 0 |
| Prostitution | 0 | 0 | 0 | 0 |
| Prostitution Assisting/Promoting | 0 | 0 | 0 | 0 |
| Weapon Law Violations | 5 | 5 | 2 | 0 |
| Total Group A Offenses | 197 | 197 | 149 | 4 |



19th Judicial Drug Task Force - 2007

2006 Population Estimate N/A

Offense Overview

Offense Total 359
Number Cleared 173
Percent Cleared 48.19 %

Group A Crimes per 100,000 population N/A

Arrest Overview

Total Arrests 64
Adult Arrests 62
Juvenile Arrests 2
Unknown Age 0

Arrests per 100,000 population N/A

Average number offenses/incident 1.30

Domestic Violence Victims

| Offense | Total | Arrests |
|-------------------------|----------|----------|
| Murder | 0 | 0 |
| Aggravated Assault | 0 | 0 |
| Simple Assault | 0 | 0 |
| Intimidation | 0 | 0 |
| Stalking | 0 | 0 |
| Forcible Rape | 0 | 0 |
| Forcible Sodomy | 0 | 0 |
| Sexual Assault W/Object | 0 | 0 |
| Forcible Fondling | 0 | 0 |
| Incest | 0 | 0 |
| Statutory Rape | 0 | 0 |
| Kidnaping/Abduction | 0 | 0 |
| Total | 0 | 0 |

TIBRS Group B Arrests

| Offense | Adult | Juvenile |
|-----------------------|----------|----------|
| Bad Checks | 0 | 0 |
| Curfew/Vagrancy | 0 | 0 |
| Disorderly Conduct | 0 | 0 |
| DUI | 0 | 0 |
| Drunkenness | 0 | 0 |
| Family-Non Violent | 0 | 0 |
| Liquor Law Violations | 0 | 0 |
| Peeping Tom | 0 | 0 |
| Runaway | 0 | 0 |
| Trespass | 0 | 0 |
| All Other Offenses | 0 | 0 |
| Total Group B | 0 | 0 |

| TIBRS Group A Offenses | Offenses | | Arrests | |
|------------------------------------|------------|------------|-----------|----------|
| | Reported | Cleared | Adult | Juvenile |
| Crimes Against Persons | | | | |
| Murder | 0 | 0 | 0 | 0 |
| Negligent Manslaughter | 0 | 0 | 0 | 0 |
| Kidnaping/Abduction | 0 | 0 | 0 | 0 |
| Forcible Rape | 0 | 0 | 0 | 0 |
| Forcible Sodomy | 0 | 0 | 0 | 0 |
| Sexual Assault W/Object | 0 | 0 | 0 | 0 |
| Forcible Fondling | 0 | 0 | 0 | 0 |
| Incest | 0 | 0 | 0 | 0 |
| Statutory Rape | 0 | 0 | 0 | 0 |
| Aggravated Assault | 0 | 0 | 0 | 0 |
| Simple Assault | 0 | 0 | 0 | 0 |
| Intimidation | 0 | 0 | 0 | 0 |
| Stalking | 0 | 0 | 0 | 0 |
| Crimes Against Property | | | | |
| Arson | 0 | 0 | 0 | 0 |
| Bribery | 0 | 0 | 0 | 0 |
| Burglary | 0 | 0 | 0 | 0 |
| Counterfeiting/Forgery | 68 | 40 | 13 | 0 |
| Destruction/Damage/Vandalism | 0 | 0 | 0 | 0 |
| Embezzlement | 0 | 0 | 0 | 0 |
| Extortion/Blackmail | 1 | 1 | 1 | 0 |
| Fraud - False Pretenses | 118 | 61 | 2 | 0 |
| Fraud - Credit Card/ATM | 0 | 0 | 0 | 0 |
| Fraud - Impersonation | 15 | 13 | 0 | 0 |
| Fraud - Welfare | 0 | 0 | 0 | 0 |
| Fraud - Wire | 0 | 0 | 0 | 0 |
| Motor Vehicle Theft | 0 | 0 | 0 | 0 |
| Robbery | 0 | 0 | 0 | 0 |
| Stolen Property Offenses | 0 | 0 | 0 | 0 |
| Theft - Pocket-picking | 0 | 0 | 0 | 0 |
| Theft - Purse Snatching | 0 | 0 | 0 | 0 |
| Theft - Shoplifting | 0 | 0 | 0 | 0 |
| Theft From Building | 0 | 0 | 0 | 0 |
| Theft From Coin Machine | 0 | 0 | 0 | 0 |
| Theft From Motor Vehicle | 0 | 0 | 0 | 0 |
| Theft of Motor Vehicle Parts | 0 | 0 | 0 | 0 |
| Theft - All Other Larceny | 0 | 0 | 0 | 0 |
| Crimes Against Society | | | | |
| Drug/Narcotic Violations | 125 | 40 | 44 | 2 |
| Drug/Narcotic Equipment Violations | 32 | 18 | 2 | 0 |
| Gambling - Betting/Wagering | 0 | 0 | 0 | 0 |
| Gambling - Operating/Promoting | 0 | 0 | 0 | 0 |
| Gambling - Equipment Violations | 0 | 0 | 0 | 0 |
| Gambling - Sports Tampering | 0 | 0 | 0 | 0 |
| Pornography/Obscene Material | 0 | 0 | 0 | 0 |
| Prostitution | 0 | 0 | 0 | 0 |
| Prostitution Assisting/Promoting | 0 | 0 | 0 | 0 |
| Weapon Law Violations | 0 | 0 | 0 | 0 |
| Total Group A Offenses | 359 | 173 | 62 | 2 |



2006 Population Estimate N/A

Offense Overview

Offense Total 155
Number Cleared 106
Percent Cleared 68.39 %

Group A Crimes per 100,000 population N/A

Arrest Overview

Total Arrests 80
Adult Arrests 80
Juvenile Arrests 0
Unknown Age 0

Arrests per 100,000 population N/A

Average number offenses/incident 1.65

Domestic Violence Victims

| Offense | Total | Arrests |
|-------------------------|----------|----------|
| Murder | 0 | 0 |
| Aggravated Assault | 0 | 0 |
| Simple Assault | 0 | 0 |
| Intimidation | 0 | 0 |
| Stalking | 0 | 0 |
| Forcible Rape | 0 | 0 |
| Forcible Sodomy | 0 | 0 |
| Sexual Assault W/Object | 0 | 0 |
| Forcible Fondling | 0 | 0 |
| Incest | 0 | 0 |
| Statutory Rape | 0 | 0 |
| Kidnaping/Abduction | 0 | 0 |
| Total | 0 | 0 |

TIBRS Group B Arrests

| Offense | Adult | Juvenile |
|-----------------------|----------|----------|
| Bad Checks | 0 | 0 |
| Curfew/Vagrancy | 0 | 0 |
| Disorderly Conduct | 0 | 0 |
| DUI | 0 | 0 |
| Drunkenness | 0 | 0 |
| Family-Non Violent | 0 | 0 |
| Liquor Law Violations | 0 | 0 |
| Peeping Tom | 0 | 0 |
| Runaway | 0 | 0 |
| Trespass | 0 | 0 |
| All Other Offenses | 0 | 0 |
| Total Group B | 0 | 0 |

| TIBRS Group A Offenses | Offenses | | Arrests | |
|------------------------------------|------------|------------|-----------|----------|
| | Reported | Cleared | Adult | Juvenile |
| Crimes Against Persons | | | | |
| Murder | 0 | 0 | 0 | 0 |
| Negligent Manslaughter | 0 | 0 | 0 | 0 |
| Kidnaping/Abduction | 0 | 0 | 0 | 0 |
| Forcible Rape | 0 | 0 | 0 | 0 |
| Forcible Sodomy | 0 | 0 | 0 | 0 |
| Sexual Assault W/Object | 0 | 0 | 0 | 0 |
| Forcible Fondling | 0 | 0 | 0 | 0 |
| Incest | 0 | 0 | 0 | 0 |
| Statutory Rape | 0 | 0 | 0 | 0 |
| Aggravated Assault | 0 | 0 | 0 | 0 |
| Simple Assault | 0 | 0 | 0 | 0 |
| Intimidation | 0 | 0 | 0 | 0 |
| Stalking | 0 | 0 | 0 | 0 |
| Crimes Against Property | | | | |
| Arson | 0 | 0 | 0 | 0 |
| Bribery | 0 | 0 | 0 | 0 |
| Burglary | 0 | 0 | 0 | 0 |
| Counterfeiting/Forgery | 15 | 10 | 0 | 0 |
| Destruction/Damage/Vandalism | 0 | 0 | 0 | 0 |
| Embezzlement | 0 | 0 | 0 | 0 |
| Extortion/Blackmail | 0 | 0 | 0 | 0 |
| Fraud - False Pretenses | 15 | 10 | 12 | 0 |
| Fraud - Credit Card/ATM | 0 | 0 | 0 | 0 |
| Fraud - Impersonation | 0 | 0 | 0 | 0 |
| Fraud - Welfare | 0 | 0 | 0 | 0 |
| Fraud - Wire | 0 | 0 | 0 | 0 |
| Motor Vehicle Theft | 0 | 0 | 0 | 0 |
| Robbery | 0 | 0 | 0 | 0 |
| Stolen Property Offenses | 0 | 0 | 0 | 0 |
| Theft - Pocket-picking | 0 | 0 | 0 | 0 |
| Theft - Purse Snatching | 0 | 0 | 0 | 0 |
| Theft - Shoplifting | 0 | 0 | 0 | 0 |
| Theft From Building | 0 | 0 | 0 | 0 |
| Theft From Coin Machine | 0 | 0 | 0 | 0 |
| Theft From Motor Vehicle | 0 | 0 | 0 | 0 |
| Theft of Motor Vehicle Parts | 0 | 0 | 0 | 0 |
| Theft - All Other Larceny | 0 | 0 | 0 | 0 |
| Crimes Against Society | | | | |
| Drug/Narcotic Violations | 74 | 49 | 64 | 0 |
| Drug/Narcotic Equipment Violations | 48 | 34 | 3 | 0 |
| Gambling - Betting/Wagering | 0 | 0 | 0 | 0 |
| Gambling - Operating/Promoting | 0 | 0 | 0 | 0 |
| Gambling - Equipment Violations | 0 | 0 | 0 | 0 |
| Gambling - Sports Tampering | 0 | 0 | 0 | 0 |
| Pornography/Obscene Material | 0 | 0 | 0 | 0 |
| Prostitution | 0 | 0 | 0 | 0 |
| Prostitution Assisting/Promoting | 0 | 0 | 0 | 0 |
| Weapon Law Violations | 3 | 3 | 1 | 0 |
| Total Group A Offenses | 155 | 106 | 80 | 0 |



2006 Population Estimate N/A

Offense Overview

Offense Total 55
Number Cleared 55
Percent Cleared 100.00 %

Group A Crimes per 100,000 population N/A

Arrest Overview

Total Arrests 129
Adult Arrests 128
Juvenile Arrests 1
Unknown Age 0

Arrests per 100,000 population N/A

Average number offenses/incident 1.62

Domestic Violence Victims

| Offense | Total | Arrests |
|-------------------------|----------|----------|
| Murder | 0 | 0 |
| Aggravated Assault | 0 | 0 |
| Simple Assault | 1 | 1 |
| Intimidation | 0 | 0 |
| Stalking | 0 | 0 |
| Forcible Rape | 0 | 0 |
| Forcible Sodomy | 0 | 0 |
| Sexual Assault W/Object | 0 | 0 |
| Forcible Fondling | 0 | 0 |
| Incest | 0 | 0 |
| Statutory Rape | 0 | 0 |
| Kidnaping/Abduction | 0 | 0 |
| Total | 1 | 1 |

TIBRS Group B Arrests

| Offense | Adult | Juvenile |
|-----------------------|----------|----------|
| Bad Checks | 0 | 0 |
| Curfew/Vagrancy | 0 | 0 |
| Disorderly Conduct | 0 | 0 |
| DUI | 0 | 0 |
| Drunkenness | 0 | 0 |
| Family-Non Violent | 0 | 0 |
| Liquor Law Violations | 0 | 0 |
| Peeping Tom | 0 | 0 |
| Runaway | 0 | 0 |
| Trespass | 0 | 0 |
| All Other Offenses | 0 | 0 |
| Total Group B | 0 | 0 |

| TIBRS Group A Offenses | Offenses | | Arrests | |
|------------------------------------|-----------|-----------|------------|----------|
| | Reported | Cleared | Adult | Juvenile |
| Crimes Against Persons | | | | |
| Murder | 0 | 0 | 0 | 0 |
| Negligent Manslaughter | 0 | 0 | 0 | 0 |
| Kidnaping/Abduction | 0 | 0 | 0 | 0 |
| Forcible Rape | 0 | 0 | 0 | 0 |
| Forcible Sodomy | 0 | 0 | 0 | 0 |
| Sexual Assault W/Object | 0 | 0 | 0 | 0 |
| Forcible Fondling | 0 | 0 | 0 | 0 |
| Incest | 0 | 0 | 0 | 0 |
| Statutory Rape | 0 | 0 | 0 | 0 |
| Aggravated Assault | 0 | 0 | 0 | 0 |
| Simple Assault | 1 | 1 | 1 | 0 |
| Intimidation | 0 | 0 | 0 | 0 |
| Stalking | 0 | 0 | 0 | 0 |
| Crimes Against Property | | | | |
| Arson | 0 | 0 | 0 | 0 |
| Bribery | 0 | 0 | 0 | 0 |
| Burglary | 0 | 0 | 0 | 0 |
| Counterfeiting/Forgery | 0 | 0 | 0 | 0 |
| Destruction/Damage/Vandalism | 0 | 0 | 0 | 0 |
| Embezzlement | 0 | 0 | 0 | 0 |
| Extortion/Blackmail | 0 | 0 | 0 | 0 |
| Fraud - False Pretenses | 0 | 0 | 0 | 0 |
| Fraud - Credit Card/ATM | 0 | 0 | 0 | 0 |
| Fraud - Impersonation | 1 | 1 | 1 | 0 |
| Fraud - Welfare | 0 | 0 | 0 | 0 |
| Fraud - Wire | 0 | 0 | 0 | 0 |
| Motor Vehicle Theft | 0 | 0 | 0 | 0 |
| Robbery | 0 | 0 | 0 | 0 |
| Stolen Property Offenses | 0 | 0 | 0 | 0 |
| Theft - Pocket-picking | 0 | 0 | 0 | 0 |
| Theft - Purse Snatching | 0 | 0 | 0 | 0 |
| Theft - Shoplifting | 0 | 0 | 0 | 0 |
| Theft From Building | 0 | 0 | 0 | 0 |
| Theft From Coin Machine | 0 | 0 | 0 | 0 |
| Theft From Motor Vehicle | 0 | 0 | 0 | 0 |
| Theft of Motor Vehicle Parts | 0 | 0 | 0 | 0 |
| Theft - All Other Larceny | 0 | 0 | 0 | 0 |
| Crimes Against Society | | | | |
| Drug/Narcotic Violations | 32 | 32 | 118 | 0 |
| Drug/Narcotic Equipment Violations | 21 | 21 | 8 | 1 |
| Gambling - Betting/Wagering | 0 | 0 | 0 | 0 |
| Gambling - Operating/Promoting | 0 | 0 | 0 | 0 |
| Gambling - Equipment Violations | 0 | 0 | 0 | 0 |
| Gambling - Sports Tampering | 0 | 0 | 0 | 0 |
| Pornography/Obscene Material | 0 | 0 | 0 | 0 |
| Prostitution | 0 | 0 | 0 | 0 |
| Prostitution Assisting/Promoting | 0 | 0 | 0 | 0 |
| Weapon Law Violations | 0 | 0 | 0 | 0 |
| Total Group A Offenses | 55 | 55 | 128 | 1 |



| | |
|---------------------------------------|--------|
| 2006 Population Estimate | N/A |
| Offense Overview | |
| Offense Total | 179 |
| Number Cleared | 0 |
| Percent Cleared | 0.00 % |
| Group A Crimes per 100,000 population | N/A |

| | |
|----------------------------------|------|
| Arrest Overview | |
| Total Arrests | 0 |
| Adult Arrests | 0 |
| Juvenile Arrests | 0 |
| Unknown Age | 0 |
| Arrests per 100,000 population | N/A |
| Average number offenses/incident | 1.01 |

| Domestic Violence Victims | | |
|---------------------------|----------|----------|
| Offense | Total | Arrests |
| Murder | 0 | 0 |
| Aggravated Assault | 0 | 0 |
| Simple Assault | 0 | 0 |
| Intimidation | 0 | 0 |
| Stalking | 0 | 0 |
| Forcible Rape | 0 | 0 |
| Forcible Sodomy | 0 | 0 |
| Sexual Assault W/Object | 0 | 0 |
| Forcible Fondling | 0 | 0 |
| Incest | 0 | 0 |
| Statutory Rape | 0 | 0 |
| Kidnaping/Abduction | 0 | 0 |
| Total | 0 | 0 |

| TIBRS Group B Arrests | | |
|-----------------------|----------|----------|
| Offense | Adult | Juvenile |
| Bad Checks | 0 | 0 |
| Curfew/Vagrancy | 0 | 0 |
| Disorderly Conduct | 0 | 0 |
| DUI | 0 | 0 |
| Drunkenness | 0 | 0 |
| Family-Non Violent | 0 | 0 |
| Liquor Law Violations | 0 | 0 |
| Peeping Tom | 0 | 0 |
| Runaway | 0 | 0 |
| Trespass | 0 | 0 |
| All Other Offenses | 0 | 0 |
| Total Group B | 0 | 0 |

| TIBRS Group A Offenses | Offenses | | Arrests | |
|------------------------------------|------------|----------|----------|----------|
| | Reported | Cleared | Adult | Juvenile |
| Crimes Against Persons | | | | |
| Murder | 0 | 0 | 0 | 0 |
| Negligent Manslaughter | 0 | 0 | 0 | 0 |
| Kidnaping/Abduction | 0 | 0 | 0 | 0 |
| Forcible Rape | 0 | 0 | 0 | 0 |
| Forcible Sodomy | 0 | 0 | 0 | 0 |
| Sexual Assault W/Object | 0 | 0 | 0 | 0 |
| Forcible Fondling | 0 | 0 | 0 | 0 |
| Incest | 0 | 0 | 0 | 0 |
| Statutory Rape | 0 | 0 | 0 | 0 |
| Aggravated Assault | 0 | 0 | 0 | 0 |
| Simple Assault | 0 | 0 | 0 | 0 |
| Intimidation | 0 | 0 | 0 | 0 |
| Stalking | 0 | 0 | 0 | 0 |
| Crimes Against Property | | | | |
| Arson | 0 | 0 | 0 | 0 |
| Bribery | 0 | 0 | 0 | 0 |
| Burglary | 0 | 0 | 0 | 0 |
| Counterfeiting/Forgery | 0 | 0 | 0 | 0 |
| Destruction/Damage/Vandalism | 0 | 0 | 0 | 0 |
| Embezzlement | 0 | 0 | 0 | 0 |
| Extortion/Blackmail | 0 | 0 | 0 | 0 |
| Fraud - False Pretenses | 0 | 0 | 0 | 0 |
| Fraud - Credit Card/ATM | 0 | 0 | 0 | 0 |
| Fraud - Impersonation | 0 | 0 | 0 | 0 |
| Fraud - Welfare | 0 | 0 | 0 | 0 |
| Fraud - Wire | 0 | 0 | 0 | 0 |
| Motor Vehicle Theft | 0 | 0 | 0 | 0 |
| Robbery | 0 | 0 | 0 | 0 |
| Stolen Property Offenses | 0 | 0 | 0 | 0 |
| Theft - Pocket-picking | 0 | 0 | 0 | 0 |
| Theft - Purse Snatching | 0 | 0 | 0 | 0 |
| Theft - Shoplifting | 0 | 0 | 0 | 0 |
| Theft From Building | 0 | 0 | 0 | 0 |
| Theft From Coin Machine | 0 | 0 | 0 | 0 |
| Theft From Motor Vehicle | 0 | 0 | 0 | 0 |
| Theft of Motor Vehicle Parts | 0 | 0 | 0 | 0 |
| Theft - All Other Larceny | 0 | 0 | 0 | 0 |
| Crimes Against Society | | | | |
| Drug/Narcotic Violations | 177 | 0 | 0 | 0 |
| Drug/Narcotic Equipment Violations | 2 | 0 | 0 | 0 |
| Gambling - Betting/Wagering | 0 | 0 | 0 | 0 |
| Gambling - Operating/Promoting | 0 | 0 | 0 | 0 |
| Gambling - Equipment Violations | 0 | 0 | 0 | 0 |
| Gambling - Sports Tampering | 0 | 0 | 0 | 0 |
| Pornography/Obscene Material | 0 | 0 | 0 | 0 |
| Prostitution | 0 | 0 | 0 | 0 |
| Prostitution Assisting/Promoting | 0 | 0 | 0 | 0 |
| Weapon Law Violations | 0 | 0 | 0 | 0 |
| Total Group A Offenses | 179 | 0 | 0 | 0 |



2006 Population Estimate N/A

Offense Overview

Offense Total 110
Number Cleared 106
Percent Cleared 96.36 %

Group A Crimes per 100,000 population N/A

Arrest Overview

Total Arrests 116
Adult Arrests 114
Juvenile Arrests 2
Unknown Age 0

Arrests per 100,000 population N/A

Average number offenses/incident 1.33

Domestic Violence Victims

| Offense | Total | Arrests |
|-------------------------|----------|----------|
| Murder | 0 | 0 |
| Aggravated Assault | 0 | 0 |
| Simple Assault | 0 | 0 |
| Intimidation | 0 | 0 |
| Stalking | 0 | 0 |
| Forcible Rape | 0 | 0 |
| Forcible Sodomy | 0 | 0 |
| Sexual Assault W/Object | 0 | 0 |
| Forcible Fondling | 0 | 0 |
| Incest | 0 | 0 |
| Statutory Rape | 0 | 0 |
| Kidnaping/Abduction | 0 | 0 |
| Total | 0 | 0 |

TIBRS Group B Arrests

| Offense | Adult | Juvenile |
|-----------------------|----------|----------|
| Bad Checks | 0 | 0 |
| Curfew/Vagrancy | 0 | 0 |
| Disorderly Conduct | 0 | 0 |
| DUI | 0 | 0 |
| Drunkenness | 0 | 0 |
| Family-Non Violent | 0 | 0 |
| Liquor Law Violations | 0 | 0 |
| Peeping Tom | 0 | 0 |
| Runaway | 0 | 0 |
| Trespass | 0 | 0 |
| All Other Offenses | 0 | 0 |
| Total Group B | 0 | 0 |

| TIBRS Group A Offenses | Offenses | | Arrests | |
|------------------------------------|------------|------------|------------|----------|
| | Reported | Cleared | Adult | Juvenile |
| Crimes Against Persons | | | | |
| Murder | 0 | 0 | 0 | 0 |
| Negligent Manslaughter | 0 | 0 | 0 | 0 |
| Kidnaping/Abduction | 0 | 0 | 0 | 0 |
| Forcible Rape | 0 | 0 | 0 | 0 |
| Forcible Sodomy | 0 | 0 | 0 | 0 |
| Sexual Assault W/Object | 0 | 0 | 0 | 0 |
| Forcible Fondling | 0 | 0 | 0 | 0 |
| Incest | 0 | 0 | 0 | 0 |
| Statutory Rape | 0 | 0 | 0 | 0 |
| Aggravated Assault | 0 | 0 | 0 | 0 |
| Simple Assault | 1 | 1 | 1 | 0 |
| Intimidation | 0 | 0 | 0 | 0 |
| Stalking | 0 | 0 | 0 | 0 |
| Crimes Against Property | | | | |
| Arson | 0 | 0 | 0 | 0 |
| Bribery | 0 | 0 | 0 | 0 |
| Burglary | 0 | 0 | 0 | 0 |
| Counterfeiting/Forgery | 0 | 0 | 0 | 0 |
| Destruction/Damage/Vandalism | 0 | 0 | 0 | 0 |
| Embezzlement | 0 | 0 | 0 | 0 |
| Extortion/Blackmail | 0 | 0 | 0 | 0 |
| Fraud - False Pretenses | 0 | 0 | 0 | 0 |
| Fraud - Credit Card/ATM | 0 | 0 | 0 | 0 |
| Fraud - Impersonation | 0 | 0 | 0 | 0 |
| Fraud - Welfare | 0 | 0 | 0 | 0 |
| Fraud - Wire | 0 | 0 | 0 | 0 |
| Motor Vehicle Theft | 0 | 0 | 0 | 0 |
| Robbery | 0 | 0 | 0 | 0 |
| Stolen Property Offenses | 0 | 0 | 0 | 0 |
| Theft - Pocket-picking | 0 | 0 | 0 | 0 |
| Theft - Purse Snatching | 0 | 0 | 0 | 0 |
| Theft - Shoplifting | 0 | 0 | 0 | 0 |
| Theft From Building | 0 | 0 | 0 | 0 |
| Theft From Coin Machine | 0 | 0 | 0 | 0 |
| Theft From Motor Vehicle | 0 | 0 | 0 | 0 |
| Theft of Motor Vehicle Parts | 0 | 0 | 0 | 0 |
| Theft - All Other Larceny | 1 | 1 | 3 | 0 |
| Crimes Against Society | | | | |
| Drug/Narcotic Violations | 73 | 72 | 100 | 2 |
| Drug/Narcotic Equipment Violations | 30 | 27 | 7 | 0 |
| Gambling - Betting/Wagering | 0 | 0 | 0 | 0 |
| Gambling - Operating/Promoting | 0 | 0 | 0 | 0 |
| Gambling - Equipment Violations | 0 | 0 | 0 | 0 |
| Gambling - Sports Tampering | 0 | 0 | 0 | 0 |
| Pornography/Obscene Material | 0 | 0 | 0 | 0 |
| Prostitution | 0 | 0 | 0 | 0 |
| Prostitution Assisting/Promoting | 0 | 0 | 0 | 0 |
| Weapon Law Violations | 5 | 5 | 3 | 0 |
| Total Group A Offenses | 110 | 106 | 114 | 2 |



25th Judicial Drug Task Force - 2007

| | |
|---------------------------------|---------|
| 2006 Population Estimate | N/A |
| Offense Overview | |
| Offense Total | 233 |
| Number Cleared | 231 |
| Percent Cleared | 99.14 % |

Group A Crimes per 100,000 population N/A

| | |
|------------------------|-----|
| Arrest Overview | |
| Total Arrests | 300 |
| Adult Arrests | 296 |
| Juvenile Arrests | 4 |
| Unknown Age | 0 |

Arrests per 100,000 population N/A

Average number offenses/incident 1.00

| Domestic Violence Victims | | |
|---------------------------|----------|----------|
| Offense | Total | Arrests |
| Murder | 0 | 0 |
| Aggravated Assault | 0 | 0 |
| Simple Assault | 0 | 0 |
| Intimidation | 0 | 0 |
| Stalking | 0 | 0 |
| Forcible Rape | 0 | 0 |
| Forcible Sodomy | 0 | 0 |
| Sexual Assault W/Object | 0 | 0 |
| Forcible Fondling | 0 | 0 |
| Incest | 0 | 0 |
| Statutory Rape | 0 | 0 |
| Kidnaping/Abduction | 0 | 0 |
| Total | 0 | 0 |

| TIBRS Group B Arrests | | |
|-----------------------|-----------|----------|
| Offense | Adult | Juvenile |
| Bad Checks | 0 | 0 |
| Curfew/Vagrancy | 0 | 0 |
| Disorderly Conduct | 0 | 0 |
| DUI | 4 | 0 |
| Drunkenness | 1 | 0 |
| Family-Non Violent | 0 | 0 |
| Liquor Law Violations | 5 | 0 |
| Peeping Tom | 0 | 0 |
| Runaway | 0 | 0 |
| Trespass | 0 | 0 |
| All Other Offenses | 12 | 0 |
| Total Group B | 22 | 0 |

| TIBRS Group A Offenses | Offenses | | Arrests | |
|------------------------------------|------------|------------|------------|----------|
| | Reported | Cleared | Adult | Juvenile |
| Crimes Against Persons | | | | |
| Murder | 0 | 0 | 0 | 0 |
| Negligent Manslaughter | 0 | 0 | 0 | 0 |
| Kidnaping/Abduction | 0 | 0 | 0 | 0 |
| Forcible Rape | 0 | 0 | 0 | 0 |
| Forcible Sodomy | 0 | 0 | 0 | 0 |
| Sexual Assault W/Object | 0 | 0 | 0 | 0 |
| Forcible Fondling | 0 | 0 | 0 | 0 |
| Incest | 0 | 0 | 0 | 0 |
| Statutory Rape | 0 | 0 | 0 | 0 |
| Aggravated Assault | 0 | 0 | 0 | 0 |
| Simple Assault | 0 | 0 | 0 | 0 |
| Intimidation | 0 | 0 | 0 | 0 |
| Stalking | 0 | 0 | 0 | 0 |
| Crimes Against Property | | | | |
| Arson | 0 | 0 | 0 | 0 |
| Bribery | 0 | 0 | 0 | 0 |
| Burglary | 1 | 1 | 1 | 0 |
| Counterfeiting/Forgery | 2 | 2 | 3 | 0 |
| Destruction/Damage/Vandalism | 3 | 3 | 3 | 0 |
| Embezzlement | 0 | 0 | 0 | 0 |
| Extortion/Blackmail | 0 | 0 | 0 | 0 |
| Fraud - False Pretenses | 1 | 1 | 2 | 0 |
| Fraud - Credit Card/ATM | 0 | 0 | 0 | 0 |
| Fraud - Impersonation | 1 | 1 | 1 | 0 |
| Fraud - Welfare | 0 | 0 | 0 | 0 |
| Fraud - Wire | 0 | 0 | 0 | 0 |
| Motor Vehicle Theft | 2 | 2 | 3 | 0 |
| Robbery | 0 | 0 | 0 | 0 |
| Stolen Property Offenses | 2 | 2 | 3 | 0 |
| Theft - Pocket-picking | 0 | 0 | 0 | 0 |
| Theft - Purse Snatching | 0 | 0 | 0 | 0 |
| Theft - Shoplifting | 0 | 0 | 0 | 0 |
| Theft From Building | 0 | 0 | 0 | 0 |
| Theft From Coin Machine | 0 | 0 | 0 | 0 |
| Theft From Motor Vehicle | 0 | 0 | 0 | 0 |
| Theft of Motor Vehicle Parts | 0 | 0 | 0 | 0 |
| Theft - All Other Larceny | 0 | 0 | 0 | 0 |
| Crimes Against Society | | | | |
| Drug/Narcotic Violations | 187 | 185 | 215 | 4 |
| Drug/Narcotic Equipment Violations | 28 | 28 | 37 | 0 |
| Gambling - Betting/Wagering | 0 | 0 | 0 | 0 |
| Gambling - Operating/Promoting | 0 | 0 | 0 | 0 |
| Gambling - Equipment Violations | 0 | 0 | 0 | 0 |
| Gambling - Sports Tampering | 0 | 0 | 0 | 0 |
| Pornography/Obscene Material | 0 | 0 | 0 | 0 |
| Prostitution | 0 | 0 | 0 | 0 |
| Prostitution Assisting/Promoting | 0 | 0 | 0 | 0 |
| Weapon Law Violations | 6 | 6 | 6 | 0 |
| Total Group A Offenses | 233 | 231 | 274 | 4 |



2006 Population Estimate N/A

Offense Overview

Offense Total 60
Number Cleared 56
Percent Cleared 93.33 %

Group A Crimes per 100,000 population N/A

Arrest Overview

Total Arrests 54
Adult Arrests 53
Juvenile Arrests 1
Unknown Age 0

Arrests per 100,000 population N/A

Average number offenses/incident 1.40

Domestic Violence Victims

| Offense | Total | Arrests |
|-------------------------|----------|----------|
| Murder | 0 | 0 |
| Aggravated Assault | 0 | 0 |
| Simple Assault | 0 | 0 |
| Intimidation | 0 | 0 |
| Stalking | 0 | 0 |
| Forcible Rape | 0 | 0 |
| Forcible Sodomy | 0 | 0 |
| Sexual Assault W/Object | 0 | 0 |
| Forcible Fondling | 0 | 0 |
| Incest | 0 | 0 |
| Statutory Rape | 0 | 0 |
| Kidnaping/Abduction | 0 | 0 |
| Total | 0 | 0 |

TIBRS Group B Arrests

| Offense | Adult | Juvenile |
|-----------------------|----------|----------|
| Bad Checks | 0 | 0 |
| Curfew/Vagrancy | 0 | 0 |
| Disorderly Conduct | 0 | 0 |
| DUI | 0 | 0 |
| Drunkenness | 0 | 0 |
| Family-Non Violent | 0 | 0 |
| Liquor Law Violations | 0 | 0 |
| Peeping Tom | 0 | 0 |
| Runaway | 0 | 0 |
| Trespass | 1 | 0 |
| All Other Offenses | 0 | 0 |
| Total Group B | 1 | 0 |

| TIBRS Group A Offenses | Offenses | | Arrests | |
|------------------------------------|-----------|-----------|-----------|----------|
| | Reported | Cleared | Adult | Juvenile |
| Crimes Against Persons | | | | |
| Murder | 0 | 0 | 0 | 0 |
| Negligent Manslaughter | 0 | 0 | 0 | 0 |
| Kidnaping/Abduction | 0 | 0 | 0 | 0 |
| Forcible Rape | 0 | 0 | 0 | 0 |
| Forcible Sodomy | 0 | 0 | 0 | 0 |
| Sexual Assault W/Object | 0 | 0 | 0 | 0 |
| Forcible Fondling | 0 | 0 | 0 | 0 |
| Incest | 0 | 0 | 0 | 0 |
| Statutory Rape | 0 | 0 | 0 | 0 |
| Aggravated Assault | 2 | 2 | 1 | 0 |
| Simple Assault | 0 | 0 | 0 | 0 |
| Intimidation | 0 | 0 | 0 | 0 |
| Stalking | 0 | 0 | 0 | 0 |
| Crimes Against Property | | | | |
| Arson | 0 | 0 | 0 | 0 |
| Bribery | 0 | 0 | 0 | 0 |
| Burglary | 0 | 0 | 0 | 0 |
| Counterfeiting/Forgery | 5 | 5 | 9 | 0 |
| Destruction/Damage/Vandalism | 0 | 0 | 0 | 0 |
| Embezzlement | 0 | 0 | 0 | 0 |
| Extortion/Blackmail | 0 | 0 | 0 | 0 |
| Fraud - False Pretenses | 1 | 1 | 0 | 0 |
| Fraud - Credit Card/ATM | 0 | 0 | 0 | 0 |
| Fraud - Impersonation | 1 | 1 | 2 | 0 |
| Fraud - Welfare | 0 | 0 | 0 | 0 |
| Fraud - Wire | 0 | 0 | 0 | 0 |
| Motor Vehicle Theft | 0 | 0 | 0 | 0 |
| Robbery | 0 | 0 | 0 | 0 |
| Stolen Property Offenses | 0 | 0 | 0 | 0 |
| Theft - Pocket-picking | 0 | 0 | 0 | 0 |
| Theft - Purse Snatching | 0 | 0 | 0 | 0 |
| Theft - Shoplifting | 0 | 0 | 0 | 0 |
| Theft From Building | 0 | 0 | 0 | 0 |
| Theft From Coin Machine | 0 | 0 | 0 | 0 |
| Theft From Motor Vehicle | 0 | 0 | 0 | 0 |
| Theft of Motor Vehicle Parts | 0 | 0 | 0 | 0 |
| Theft - All Other Larceny | 0 | 0 | 0 | 0 |
| Crimes Against Society | | | | |
| Drug/Narcotic Violations | 34 | 30 | 37 | 1 |
| Drug/Narcotic Equipment Violations | 13 | 13 | 1 | 0 |
| Gambling - Betting/Wagering | 0 | 0 | 0 | 0 |
| Gambling - Operating/Promoting | 0 | 0 | 0 | 0 |
| Gambling - Equipment Violations | 0 | 0 | 0 | 0 |
| Gambling - Sports Tampering | 0 | 0 | 0 | 0 |
| Pornography/Obscene Material | 0 | 0 | 0 | 0 |
| Prostitution | 0 | 0 | 0 | 0 |
| Prostitution Assisting/Promoting | 0 | 0 | 0 | 0 |
| Weapon Law Violations | 4 | 4 | 2 | 0 |
| Total Group A Offenses | 60 | 56 | 52 | 1 |



31st Judicial Drug Task Force - 2007

2006 Population Estimate N/A

Offense Overview

Offense Total 16
Number Cleared 9
Percent Cleared 56.25 %

Group A Crimes per 100,000 population N/A

Arrest Overview

Total Arrests 6
Adult Arrests 6
Juvenile Arrests 0
Unknown Age 0

Arrests per 100,000 population N/A

Average number offenses/incident 1.07

Domestic Violence Victims

| Offense | Total | Arrests |
|-------------------------|----------|----------|
| Murder | 0 | 0 |
| Aggravated Assault | 0 | 0 |
| Simple Assault | 0 | 0 |
| Intimidation | 0 | 0 |
| Stalking | 0 | 0 |
| Forcible Rape | 0 | 0 |
| Forcible Sodomy | 0 | 0 |
| Sexual Assault W/Object | 0 | 0 |
| Forcible Fondling | 0 | 0 |
| Incest | 0 | 0 |
| Statutory Rape | 0 | 0 |
| Kidnaping/Abduction | 0 | 0 |
| Total | 0 | 0 |

TIBRS Group B Arrests

| Offense | Adult | Juvenile |
|-----------------------|----------|----------|
| Bad Checks | 0 | 0 |
| Curfew/Vagrancy | 0 | 0 |
| Disorderly Conduct | 0 | 0 |
| DUI | 0 | 0 |
| Drunkenness | 0 | 0 |
| Family-Non Violent | 0 | 0 |
| Liquor Law Violations | 0 | 0 |
| Peeping Tom | 0 | 0 |
| Runaway | 0 | 0 |
| Trespass | 0 | 0 |
| All Other Offenses | 0 | 0 |
| Total Group B | 0 | 0 |

| TIBRS Group A Offenses | Offenses | | Arrests | |
|------------------------------------|-----------|----------|----------|----------|
| | Reported | Cleared | Adult | Juvenile |
| Crimes Against Persons | | | | |
| Murder | 0 | 0 | 0 | 0 |
| Negligent Manslaughter | 0 | 0 | 0 | 0 |
| Kidnaping/Abduction | 0 | 0 | 0 | 0 |
| Forcible Rape | 0 | 0 | 0 | 0 |
| Forcible Sodomy | 0 | 0 | 0 | 0 |
| Sexual Assault W/Object | 0 | 0 | 0 | 0 |
| Forcible Fondling | 0 | 0 | 0 | 0 |
| Incest | 0 | 0 | 0 | 0 |
| Statutory Rape | 0 | 0 | 0 | 0 |
| Aggravated Assault | 0 | 0 | 0 | 0 |
| Simple Assault | 0 | 0 | 0 | 0 |
| Intimidation | 0 | 0 | 0 | 0 |
| Stalking | 0 | 0 | 0 | 0 |
| Crimes Against Property | | | | |
| Arson | 0 | 0 | 0 | 0 |
| Bribery | 0 | 0 | 0 | 0 |
| Burglary | 0 | 0 | 0 | 0 |
| Counterfeiting/Forgery | 0 | 0 | 0 | 0 |
| Destruction/Damage/Vandalism | 0 | 0 | 0 | 0 |
| Embezzlement | 0 | 0 | 0 | 0 |
| Extortion/Blackmail | 0 | 0 | 0 | 0 |
| Fraud - False Pretenses | 0 | 0 | 0 | 0 |
| Fraud - Credit Card/ATM | 1 | 1 | 0 | 0 |
| Fraud - Impersonation | 0 | 0 | 0 | 0 |
| Fraud - Welfare | 0 | 0 | 0 | 0 |
| Fraud - Wire | 0 | 0 | 0 | 0 |
| Motor Vehicle Theft | 0 | 0 | 0 | 0 |
| Robbery | 0 | 0 | 0 | 0 |
| Stolen Property Offenses | 0 | 0 | 0 | 0 |
| Theft - Pocket-picking | 0 | 0 | 0 | 0 |
| Theft - Purse Snatching | 0 | 0 | 0 | 0 |
| Theft - Shoplifting | 0 | 0 | 0 | 0 |
| Theft From Building | 0 | 0 | 0 | 0 |
| Theft From Coin Machine | 0 | 0 | 0 | 0 |
| Theft From Motor Vehicle | 0 | 0 | 0 | 0 |
| Theft of Motor Vehicle Parts | 0 | 0 | 0 | 0 |
| Theft - All Other Larceny | 1 | 1 | 0 | 0 |
| Crimes Against Society | | | | |
| Drug/Narcotic Violations | 11 | 5 | 5 | 0 |
| Drug/Narcotic Equipment Violations | 2 | 1 | 0 | 0 |
| Gambling - Betting/Wagering | 0 | 0 | 0 | 0 |
| Gambling - Operating/Promoting | 0 | 0 | 0 | 0 |
| Gambling - Equipment Violations | 0 | 0 | 0 | 0 |
| Gambling - Sports Tampering | 0 | 0 | 0 | 0 |
| Pornography/Obscene Material | 0 | 0 | 0 | 0 |
| Prostitution | 0 | 0 | 0 | 0 |
| Prostitution Assisting/Promoting | 1 | 1 | 1 | 0 |
| Weapon Law Violations | 0 | 0 | 0 | 0 |
| Total Group A Offenses | 16 | 9 | 6 | 0 |



West Tennessee Violent Crimes Task Force - 2007

2006 Population Estimate N/A

Offense Overview

Offense Total 143
Number Cleared 143
Percent Cleared 100.00 %

Group A Crimes per 100,000 population N/A

Arrest Overview

Total Arrests 170
Adult Arrests 162
Juvenile Arrests 8
Unknown Age 0

Arrests per 100,000 population N/A

Average number offenses/incident 1.18

Domestic Violence Victims

| Offense | Total | Arrests |
|-------------------------|----------|----------|
| Murder | 0 | 0 |
| Aggravated Assault | 0 | 0 |
| Simple Assault | 0 | 0 |
| Intimidation | 0 | 0 |
| Stalking | 0 | 0 |
| Forcible Rape | 0 | 0 |
| Forcible Sodomy | 0 | 0 |
| Sexual Assault W/Object | 0 | 0 |
| Forcible Fondling | 0 | 0 |
| Incest | 0 | 0 |
| Statutory Rape | 0 | 0 |
| Kidnaping/Abduction | 0 | 0 |
| Total | 0 | 0 |

TIBRS Group B Arrests

| Offense | Adult | Juvenile |
|-----------------------|----------|----------|
| Bad Checks | 0 | 0 |
| Curfew/Vagrancy | 0 | 0 |
| Disorderly Conduct | 0 | 0 |
| DUI | 2 | 0 |
| Drunkenness | 0 | 0 |
| Family-Non Violent | 0 | 0 |
| Liquor Law Violations | 0 | 0 |
| Peeping Tom | 0 | 0 |
| Runaway | 0 | 4 |
| Trespass | 0 | 0 |
| All Other Offenses | 4 | 0 |
| Total Group B | 6 | 4 |

| TIBRS Group A Offenses | Offenses | | Arrests | |
|------------------------------------|------------|------------|------------|----------|
| | Reported | Cleared | Adult | Juvenile |
| Crimes Against Persons | | | | |
| Murder | 0 | 0 | 0 | 0 |
| Negligent Manslaughter | 0 | 0 | 0 | 0 |
| Kidnaping/Abduction | 0 | 0 | 0 | 0 |
| Forcible Rape | 0 | 0 | 0 | 0 |
| Forcible Sodomy | 0 | 0 | 0 | 0 |
| Sexual Assault W/Object | 0 | 0 | 0 | 0 |
| Forcible Fondling | 0 | 0 | 0 | 0 |
| Incest | 0 | 0 | 0 | 0 |
| Statutory Rape | 0 | 0 | 0 | 0 |
| Aggravated Assault | 0 | 0 | 0 | 0 |
| Simple Assault | 0 | 0 | 0 | 0 |
| Intimidation | 0 | 0 | 0 | 0 |
| Stalking | 0 | 0 | 0 | 0 |
| Crimes Against Property | | | | |
| Arson | 0 | 0 | 0 | 0 |
| Bribery | 0 | 0 | 0 | 0 |
| Burglary | 0 | 0 | 0 | 0 |
| Counterfeiting/Forgery | 0 | 0 | 0 | 0 |
| Destruction/Damage/Vandalism | 0 | 0 | 0 | 0 |
| Embezzlement | 0 | 0 | 0 | 0 |
| Extortion/Blackmail | 0 | 0 | 0 | 0 |
| Fraud - False Pretenses | 0 | 0 | 0 | 0 |
| Fraud - Credit Card/ATM | 0 | 0 | 0 | 0 |
| Fraud - Impersonation | 0 | 0 | 0 | 0 |
| Fraud - Welfare | 0 | 0 | 0 | 0 |
| Fraud - Wire | 0 | 0 | 0 | 0 |
| Motor Vehicle Theft | 0 | 0 | 0 | 0 |
| Robbery | 0 | 0 | 0 | 0 |
| Stolen Property Offenses | 0 | 0 | 0 | 0 |
| Theft - Pocket-picking | 0 | 0 | 0 | 0 |
| Theft - Purse Snatching | 0 | 0 | 0 | 0 |
| Theft - Shoplifting | 0 | 0 | 0 | 0 |
| Theft From Building | 0 | 0 | 0 | 0 |
| Theft From Coin Machine | 0 | 0 | 0 | 0 |
| Theft From Motor Vehicle | 0 | 0 | 0 | 0 |
| Theft of Motor Vehicle Parts | 0 | 0 | 0 | 0 |
| Theft - All Other Larceny | 0 | 0 | 0 | 0 |
| Crimes Against Society | | | | |
| Drug/Narcotic Violations | 96 | 96 | 127 | 4 |
| Drug/Narcotic Equipment Violations | 40 | 40 | 26 | 0 |
| Gambling - Betting/Wagering | 0 | 0 | 0 | 0 |
| Gambling - Operating/Promoting | 0 | 0 | 0 | 0 |
| Gambling - Equipment Violations | 0 | 0 | 0 | 0 |
| Gambling - Sports Tampering | 0 | 0 | 0 | 0 |
| Pornography/Obscene Material | 0 | 0 | 0 | 0 |
| Prostitution | 0 | 0 | 0 | 0 |
| Prostitution Assisting/Promoting | 0 | 0 | 0 | 0 |
| Weapon Law Violations | 7 | 7 | 3 | 0 |
| Total Group A Offenses | 143 | 143 | 156 | 4 |



STATE AGENCIES

2007



Note: The great majority of state level law enforcement agencies are not first responders to crime incidents but provide investigative, technical, or forensic support to other agencies including sheriff's departments, municipal police departments, and drug task forces.

The agencies that utilize the investigative, technical, or forensic support provided by these state level law enforcement agencies most often are first responders, and therefore it is their responsibility to submit crime statistics to the TIBRS program and the numbers will be included in their data. Reports are not submitted by state level agencies in these cases in order to avoid duplicate reporting and the resulting inflated statistics and inaccurate data.

2006 Population Estimate N/A

Offense Overview

Offense Total 41
Number Cleared 41
Percent Cleared 100.00 %

Group A Crimes per 100,000 population N/A

Arrest Overview

Total Arrests 216
Adult Arrests 207
Juvenile Arrests 9
Unknown Age 0

Arrests per 100,000 population N/A

Average number offenses/incident 1.14

Domestic Violence Victims

| Offense | Total | Arrests |
|-------------------------|----------|----------|
| Murder | 0 | 0 |
| Aggravated Assault | 0 | 0 |
| Simple Assault | 0 | 0 |
| Intimidation | 0 | 0 |
| Stalking | 0 | 0 |
| Forcible Rape | 0 | 0 |
| Forcible Sodomy | 0 | 0 |
| Sexual Assault W/Object | 0 | 0 |
| Forcible Fondling | 0 | 0 |
| Incest | 0 | 0 |
| Statutory Rape | 0 | 0 |
| Kidnaping/Abduction | 0 | 0 |
| Total | 0 | 0 |

TIBRS Group B Arrests

| Offense | Adult | Juvenile |
|-----------------------|------------|----------|
| Bad Checks | 0 | 0 |
| Curfew/Vagrancy | 0 | 0 |
| Disorderly Conduct | 0 | 0 |
| DUI | 0 | 0 |
| Drunkenness | 0 | 0 |
| Family-Non Violent | 0 | 0 |
| Liquor Law Violations | 167 | 9 |
| Peeping Tom | 0 | 0 |
| Runaway | 0 | 0 |
| Trespass | 0 | 0 |
| All Other Offenses | 1 | 0 |
| Total Group B | 168 | 9 |

| TIBRS Group A Offenses | Offenses | | Arrests | |
|------------------------------------|-----------|-----------|-----------|----------|
| | Reported | Cleared | Adult | Juvenile |
| Crimes Against Persons | | | | |
| Murder | 0 | 0 | 0 | 0 |
| Negligent Manslaughter | 0 | 0 | 0 | 0 |
| Kidnaping/Abduction | 0 | 0 | 0 | 0 |
| Forcible Rape | 0 | 0 | 0 | 0 |
| Forcible Sodomy | 0 | 0 | 0 | 0 |
| Sexual Assault W/Object | 0 | 0 | 0 | 0 |
| Forcible Fondling | 0 | 0 | 0 | 0 |
| Incest | 0 | 0 | 0 | 0 |
| Statutory Rape | 0 | 0 | 0 | 0 |
| Aggravated Assault | 0 | 0 | 0 | 0 |
| Simple Assault | 0 | 0 | 0 | 0 |
| Intimidation | 0 | 0 | 0 | 0 |
| Stalking | 0 | 0 | 0 | 0 |
| Crimes Against Property | | | | |
| Arson | 0 | 0 | 0 | 0 |
| Bribery | 0 | 0 | 0 | 0 |
| Burglary | 0 | 0 | 0 | 0 |
| Counterfeiting/Forgery | 12 | 12 | 13 | 0 |
| Destruction/Damage/Vandalism | 0 | 0 | 0 | 0 |
| Embezzlement | 0 | 0 | 0 | 0 |
| Extortion/Blackmail | 0 | 0 | 0 | 0 |
| Fraud - False Pretenses | 0 | 0 | 0 | 0 |
| Fraud - Credit Card/ATM | 0 | 0 | 0 | 0 |
| Fraud - Impersonation | 10 | 10 | 9 | 0 |
| Fraud - Welfare | 0 | 0 | 0 | 0 |
| Fraud - Wire | 0 | 0 | 0 | 0 |
| Motor Vehicle Theft | 0 | 0 | 0 | 0 |
| Robbery | 0 | 0 | 0 | 0 |
| Stolen Property Offenses | 0 | 0 | 0 | 0 |
| Theft - Pocket-picking | 0 | 0 | 0 | 0 |
| Theft - Purse Snatching | 0 | 0 | 0 | 0 |
| Theft - Shoplifting | 0 | 0 | 0 | 0 |
| Theft From Building | 0 | 0 | 0 | 0 |
| Theft From Coin Machine | 0 | 0 | 0 | 0 |
| Theft From Motor Vehicle | 0 | 0 | 0 | 0 |
| Theft of Motor Vehicle Parts | 0 | 0 | 0 | 0 |
| Theft - All Other Larceny | 0 | 0 | 0 | 0 |
| Crimes Against Society | | | | |
| Drug/Narcotic Violations | 14 | 14 | 17 | 0 |
| Drug/Narcotic Equipment Violations | 4 | 4 | 0 | 0 |
| Gambling - Betting/Wagering | 0 | 0 | 0 | 0 |
| Gambling - Operating/Promoting | 0 | 0 | 0 | 0 |
| Gambling - Equipment Violations | 0 | 0 | 0 | 0 |
| Gambling - Sports Tampering | 0 | 0 | 0 | 0 |
| Pornography/Obscene Material | 0 | 0 | 0 | 0 |
| Prostitution | 0 | 0 | 0 | 0 |
| Prostitution Assisting/Promoting | 0 | 0 | 0 | 0 |
| Weapon Law Violations | 1 | 1 | 0 | 0 |
| Total Group A Offenses | 41 | 41 | 39 | 0 |



2006 Population Estimate N/A

Offense Overview

Offense Total 66
 Number Cleared 29
 Percent Cleared 43.94 %

Group A Crimes per 100,000 population N/A

Arrest Overview

Total Arrests 32
 Adult Arrests 32
 Juvenile Arrests 0
 Unknown Age 0

Arrests per 100,000 population N/A

Average number offenses/incident 1.05

Domestic Violence Victims

| Offense | Total | Arrests |
|-------------------------|----------|----------|
| Murder | 0 | 0 |
| Aggravated Assault | 0 | 0 |
| Simple Assault | 0 | 0 |
| Intimidation | 0 | 0 |
| Stalking | 0 | 0 |
| Forcible Rape | 0 | 0 |
| Forcible Sodomy | 0 | 0 |
| Sexual Assault W/Object | 0 | 0 |
| Forcible Fondling | 0 | 0 |
| Incest | 0 | 0 |
| Statutory Rape | 0 | 0 |
| Kidnaping/Abduction | 0 | 0 |
| Total | 0 | 0 |

TIBRS Group B Arrests

| Offense | Adult | Juvenile |
|-----------------------|-----------|----------|
| Bad Checks | 0 | 0 |
| Curfew/Vagrancy | 0 | 0 |
| Disorderly Conduct | 1 | 0 |
| DUI | 0 | 0 |
| Drunkenness | 0 | 0 |
| Family-Non Violent | 0 | 0 |
| Liquor Law Violations | 0 | 0 |
| Peeping Tom | 0 | 0 |
| Runaway | 0 | 0 |
| Trespass | 0 | 0 |
| All Other Offenses | 15 | 0 |
| Total Group B | 16 | 0 |

| TIBRS Group A Offenses | Offenses | | Arrests | |
|------------------------------------|-----------|-----------|-----------|----------|
| | Reported | Cleared | Adult | Juvenile |
| Crimes Against Persons | | | | |
| Murder | 1 | 1 | 1 | 0 |
| Negligent Manslaughter | 0 | 0 | 0 | 0 |
| Kidnaping/Abduction | 0 | 0 | 0 | 0 |
| Forcible Rape | 0 | 0 | 0 | 0 |
| Forcible Sodomy | 0 | 0 | 0 | 0 |
| Sexual Assault W/Object | 0 | 0 | 0 | 0 |
| Forcible Fondling | 0 | 0 | 0 | 0 |
| Incest | 0 | 0 | 0 | 0 |
| Statutory Rape | 1 | 1 | 1 | 0 |
| Aggravated Assault | 0 | 0 | 0 | 0 |
| Simple Assault | 0 | 0 | 0 | 0 |
| Intimidation | 1 | 1 | 1 | 0 |
| Stalking | 0 | 0 | 0 | 0 |
| Crimes Against Property | | | | |
| Arson | 0 | 0 | 0 | 0 |
| Bribery | 1 | 0 | 0 | 0 |
| Burglary | 1 | 1 | 0 | 0 |
| Counterfeiting/Forgery | 0 | 0 | 0 | 0 |
| Destruction/Damage/Vandalism | 0 | 0 | 0 | 0 |
| Embezzlement | 2 | 1 | 1 | 0 |
| Extortion/Blackmail | 2 | 1 | 1 | 0 |
| Fraud - False Pretenses | 2 | 1 | 0 | 0 |
| Fraud - Credit Card/ATM | 0 | 0 | 0 | 0 |
| Fraud - Impersonation | 4 | 2 | 1 | 0 |
| Fraud - Welfare | 0 | 0 | 0 | 0 |
| Fraud - Wire | 0 | 0 | 0 | 0 |
| Motor Vehicle Theft | 0 | 0 | 0 | 0 |
| Robbery | 0 | 0 | 0 | 0 |
| Stolen Property Offenses | 0 | 0 | 0 | 0 |
| Theft - Pocket-picking | 0 | 0 | 0 | 0 |
| Theft - Purse Snatching | 0 | 0 | 0 | 0 |
| Theft - Shoplifting | 0 | 0 | 0 | 0 |
| Theft From Building | 1 | 1 | 1 | 0 |
| Theft From Coin Machine | 0 | 0 | 0 | 0 |
| Theft From Motor Vehicle | 0 | 0 | 0 | 0 |
| Theft of Motor Vehicle Parts | 0 | 0 | 0 | 0 |
| Theft - All Other Larceny | 0 | 0 | 0 | 0 |
| Crimes Against Society | | | | |
| Drug/Narcotic Violations | 45 | 14 | 7 | 0 |
| Drug/Narcotic Equipment Violations | 0 | 0 | 0 | 0 |
| Gambling - Betting/Wagering | 0 | 0 | 0 | 0 |
| Gambling - Operating/Promoting | 1 | 1 | 0 | 0 |
| Gambling - Equipment Violations | 0 | 0 | 0 | 0 |
| Gambling - Sports Tampering | 0 | 0 | 0 | 0 |
| Pornography/Obscene Material | 0 | 0 | 0 | 0 |
| Prostitution | 0 | 0 | 0 | 0 |
| Prostitution Assisting/Promoting | 0 | 0 | 0 | 0 |
| Weapon Law Violations | 4 | 4 | 2 | 0 |
| Total Group A Offenses | 66 | 29 | 16 | 0 |



2006 Population Estimate N/A

Offense Overview

Offense Total 17
 Number Cleared 17
 Percent Cleared 100.00 %

Group A Crimes per 100,000 population N/A

Arrest Overview

Total Arrests 10
 Adult Arrests 10
 Juvenile Arrests 0
 Unknown Age 0

Arrests per 100,000 population N/A

Average number offenses/incident 2.13

Domestic Violence Victims

| Offense | Total | Arrests |
|-------------------------|----------|----------|
| Murder | 0 | 0 |
| Aggravated Assault | 0 | 0 |
| Simple Assault | 0 | 0 |
| Intimidation | 0 | 0 |
| Stalking | 0 | 0 |
| Forcible Rape | 0 | 0 |
| Forcible Sodomy | 0 | 0 |
| Sexual Assault W/Object | 0 | 0 |
| Forcible Fondling | 0 | 0 |
| Incest | 0 | 0 |
| Statutory Rape | 0 | 0 |
| Kidnaping/Abduction | 0 | 0 |
| Total | 0 | 0 |

TIBRS Group B Arrests

| Offense | Adult | Juvenile |
|-----------------------|----------|----------|
| Bad Checks | 0 | 0 |
| Curfew/Vagrancy | 0 | 0 |
| Disorderly Conduct | 0 | 0 |
| DUI | 0 | 0 |
| Drunkenness | 0 | 0 |
| Family-Non Violent | 0 | 0 |
| Liquor Law Violations | 0 | 0 |
| Peeping Tom | 0 | 0 |
| Runaway | 0 | 0 |
| Trespass | 0 | 0 |
| All Other Offenses | 0 | 0 |
| Total Group B | 0 | 0 |

| TIBRS Group A Offenses | Offenses | | Arrests | |
|------------------------------------|-----------|-----------|-----------|----------|
| | Reported | Cleared | Adult | Juvenile |
| Crimes Against Persons | | | | |
| Murder | 0 | 0 | 0 | 0 |
| Negligent Manslaughter | 0 | 0 | 0 | 0 |
| Kidnaping/Abduction | 0 | 0 | 0 | 0 |
| Forcible Rape | 0 | 0 | 0 | 0 |
| Forcible Sodomy | 0 | 0 | 0 | 0 |
| Sexual Assault W/Object | 0 | 0 | 0 | 0 |
| Forcible Fondling | 0 | 0 | 0 | 0 |
| Incest | 0 | 0 | 0 | 0 |
| Statutory Rape | 0 | 0 | 0 | 0 |
| Aggravated Assault | 12 | 12 | 8 | 0 |
| Simple Assault | 0 | 0 | 0 | 0 |
| Intimidation | 0 | 0 | 0 | 0 |
| Stalking | 0 | 0 | 0 | 0 |
| Crimes Against Property | | | | |
| Arson | 0 | 0 | 0 | 0 |
| Bribery | 0 | 0 | 0 | 0 |
| Burglary | 0 | 0 | 0 | 0 |
| Counterfeiting/Forgery | 0 | 0 | 0 | 0 |
| Destruction/Damage/Vandalism | 0 | 0 | 0 | 0 |
| Embezzlement | 0 | 0 | 0 | 0 |
| Extortion/Blackmail | 0 | 0 | 0 | 0 |
| Fraud - False Pretenses | 0 | 0 | 0 | 0 |
| Fraud - Credit Card/ATM | 0 | 0 | 0 | 0 |
| Fraud - Impersonation | 0 | 0 | 0 | 0 |
| Fraud - Welfare | 0 | 0 | 0 | 0 |
| Fraud - Wire | 0 | 0 | 0 | 0 |
| Motor Vehicle Theft | 0 | 0 | 0 | 0 |
| Robbery | 0 | 0 | 0 | 0 |
| Stolen Property Offenses | 1 | 1 | 0 | 0 |
| Theft - Pocket-picking | 0 | 0 | 0 | 0 |
| Theft - Purse Snatching | 0 | 0 | 0 | 0 |
| Theft - Shoplifting | 0 | 0 | 0 | 0 |
| Theft From Building | 1 | 1 | 0 | 0 |
| Theft From Coin Machine | 0 | 0 | 0 | 0 |
| Theft From Motor Vehicle | 0 | 0 | 0 | 0 |
| Theft of Motor Vehicle Parts | 0 | 0 | 0 | 0 |
| Theft - All Other Larceny | 1 | 1 | 1 | 0 |
| Crimes Against Society | | | | |
| Drug/Narcotic Violations | 1 | 1 | 1 | 0 |
| Drug/Narcotic Equipment Violations | 0 | 0 | 0 | 0 |
| Gambling - Betting/Wagering | 0 | 0 | 0 | 0 |
| Gambling - Operating/Promoting | 0 | 0 | 0 | 0 |
| Gambling - Equipment Violations | 0 | 0 | 0 | 0 |
| Gambling - Sports Tampering | 0 | 0 | 0 | 0 |
| Pornography/Obscene Material | 0 | 0 | 0 | 0 |
| Prostitution | 0 | 0 | 0 | 0 |
| Prostitution Assisting/Promoting | 0 | 0 | 0 | 0 |
| Weapon Law Violations | 1 | 1 | 0 | 0 |
| Total Group A Offenses | 17 | 17 | 10 | 0 |



2006 Population Estimate N/A

Offense Overview

Offense Total 26
Number Cleared 11
Percent Cleared 42.31 %

Group A Crimes per 100,000 population N/A

Arrest Overview

Total Arrests 10
Adult Arrests 10
Juvenile Arrests 0
Unknown Age 0

Arrests per 100,000 population N/A

Average number offenses/incident 1.00

Domestic Violence Victims

| Offense | Total | Arrests |
|-------------------------|----------|----------|
| Murder | 0 | 0 |
| Aggravated Assault | 0 | 0 |
| Simple Assault | 0 | 0 |
| Intimidation | 0 | 0 |
| Stalking | 0 | 0 |
| Forcible Rape | 0 | 0 |
| Forcible Sodomy | 0 | 0 |
| Sexual Assault W/Object | 0 | 0 |
| Forcible Fondling | 0 | 0 |
| Incest | 0 | 0 |
| Statutory Rape | 0 | 0 |
| Kidnaping/Abduction | 0 | 0 |
| Total | 0 | 0 |

TIBRS Group B Arrests

| Offense | Adult | Juvenile |
|-----------------------|----------|----------|
| Bad Checks | 0 | 0 |
| Curfew/Vagrancy | 0 | 0 |
| Disorderly Conduct | 0 | 0 |
| DUI | 0 | 0 |
| Drunkenness | 0 | 0 |
| Family-Non Violent | 0 | 0 |
| Liquor Law Violations | 0 | 0 |
| Peeping Tom | 0 | 0 |
| Runaway | 0 | 0 |
| Trespass | 0 | 0 |
| All Other Offenses | 0 | 0 |
| Total Group B | 0 | 0 |

| TIBRS Group A Offenses | Offenses | | Arrests | |
|------------------------------------|-----------|-----------|-----------|----------|
| | Reported | Cleared | Adult | Juvenile |
| Crimes Against Persons | | | | |
| Murder | 0 | 0 | 0 | 0 |
| Negligent Manslaughter | 0 | 0 | 0 | 0 |
| Kidnaping/Abduction | 0 | 0 | 0 | 0 |
| Forcible Rape | 0 | 0 | 0 | 0 |
| Forcible Sodomy | 0 | 0 | 0 | 0 |
| Sexual Assault W/Object | 0 | 0 | 0 | 0 |
| Forcible Fondling | 0 | 0 | 0 | 0 |
| Incest | 0 | 0 | 0 | 0 |
| Statutory Rape | 0 | 0 | 0 | 0 |
| Aggravated Assault | 1 | 1 | 1 | 0 |
| Simple Assault | 0 | 0 | 0 | 0 |
| Intimidation | 0 | 0 | 0 | 0 |
| Stalking | 0 | 0 | 0 | 0 |
| Crimes Against Property | | | | |
| Arson | 0 | 0 | 0 | 0 |
| Bribery | 0 | 0 | 0 | 0 |
| Burglary | 0 | 0 | 0 | 0 |
| Counterfeiting/Forgery | 0 | 0 | 0 | 0 |
| Destruction/Damage/Vandalism | 0 | 0 | 0 | 0 |
| Embezzlement | 2 | 0 | 0 | 0 |
| Extortion/Blackmail | 0 | 0 | 0 | 0 |
| Fraud - False Pretenses | 23 | 10 | 9 | 0 |
| Fraud - Credit Card/ATM | 0 | 0 | 0 | 0 |
| Fraud - Impersonation | 0 | 0 | 0 | 0 |
| Fraud - Welfare | 0 | 0 | 0 | 0 |
| Fraud - Wire | 0 | 0 | 0 | 0 |
| Motor Vehicle Theft | 0 | 0 | 0 | 0 |
| Robbery | 0 | 0 | 0 | 0 |
| Stolen Property Offenses | 0 | 0 | 0 | 0 |
| Theft - Pocket-picking | 0 | 0 | 0 | 0 |
| Theft - Purse Snatching | 0 | 0 | 0 | 0 |
| Theft - Shoplifting | 0 | 0 | 0 | 0 |
| Theft From Building | 0 | 0 | 0 | 0 |
| Theft From Coin Machine | 0 | 0 | 0 | 0 |
| Theft From Motor Vehicle | 0 | 0 | 0 | 0 |
| Theft of Motor Vehicle Parts | 0 | 0 | 0 | 0 |
| Theft - All Other Larceny | 0 | 0 | 0 | 0 |
| Crimes Against Society | | | | |
| Drug/Narcotic Violations | 0 | 0 | 0 | 0 |
| Drug/Narcotic Equipment Violations | 0 | 0 | 0 | 0 |
| Gambling - Betting/Wagering | 0 | 0 | 0 | 0 |
| Gambling - Operating/Promoting | 0 | 0 | 0 | 0 |
| Gambling - Equipment Violations | 0 | 0 | 0 | 0 |
| Gambling - Sports Tampering | 0 | 0 | 0 | 0 |
| Pornography/Obscene Material | 0 | 0 | 0 | 0 |
| Prostitution | 0 | 0 | 0 | 0 |
| Prostitution Assisting/Promoting | 0 | 0 | 0 | 0 |
| Weapon Law Violations | 0 | 0 | 0 | 0 |
| Total Group A Offenses | 26 | 11 | 10 | 0 |



2006 Population Estimate N/A

Offense Overview

Offense Total 1,359
Number Cleared 1,359
Percent Cleared 100.00 %

Group A Crimes per 100,000 population N/A

Arrest Overview

Total Arrests 4,954
Adult Arrests 4,898
Juvenile Arrests 56
Unknown Age 0

Arrests per 100,000 population N/A

Average number offenses/incident 1.25

Domestic Violence Victims

| Offense | Total | Arrests |
|-------------------------|----------|----------|
| Murder | 0 | 0 |
| Aggravated Assault | 1 | 1 |
| Simple Assault | 1 | 1 |
| Intimidation | 0 | 0 |
| Stalking | 0 | 0 |
| Forcible Rape | 0 | 0 |
| Forcible Sodomy | 0 | 0 |
| Sexual Assault W/Object | 0 | 0 |
| Forcible Fondling | 0 | 0 |
| Incest | 0 | 0 |
| Statutory Rape | 0 | 0 |
| Kidnaping/Abduction | 0 | 0 |
| Total | 2 | 2 |

TIBRS Group B Arrests

| Offense | Adult | Juvenile |
|-----------------------|--------------|-----------|
| Bad Checks | 0 | 0 |
| Curfew/Vagrancy | 0 | 0 |
| Disorderly Conduct | 0 | 0 |
| DUI | 3,379 | 27 |
| Drunkenness | 240 | 2 |
| Family-Non Violent | 0 | 0 |
| Liquor Law Violations | 101 | 5 |
| Peeping Tom | 0 | 0 |
| Runaway | 0 | 0 |
| Trespass | 0 | 0 |
| All Other Offenses | 106 | 4 |
| Total Group B | 3,826 | 38 |

| TIBRS Group A Offenses | Offenses | | Arrests | |
|------------------------------------|--------------|--------------|--------------|-----------|
| | Reported | Cleared | Adult | Juvenile |
| Crimes Against Persons | | | | |
| Murder | 0 | 0 | 0 | 0 |
| Negligent Manslaughter | 0 | 0 | 0 | 0 |
| Kidnaping/Abduction | 0 | 0 | 0 | 0 |
| Forcible Rape | 0 | 0 | 0 | 0 |
| Forcible Sodomy | 0 | 0 | 0 | 0 |
| Sexual Assault W/Object | 0 | 0 | 0 | 0 |
| Forcible Fondling | 0 | 0 | 0 | 0 |
| Incest | 0 | 0 | 0 | 0 |
| Statutory Rape | 0 | 0 | 0 | 0 |
| Aggravated Assault | 2 | 2 | 2 | 0 |
| Simple Assault | 3 | 3 | 3 | 0 |
| Intimidation | 0 | 0 | 0 | 0 |
| Stalking | 0 | 0 | 0 | 0 |
| Crimes Against Property | | | | |
| Arson | 0 | 0 | 0 | 0 |
| Bribery | 0 | 0 | 0 | 0 |
| Burglary | 0 | 0 | 0 | 0 |
| Counterfeiting/Forgery | 0 | 0 | 0 | 0 |
| Destruction/Damage/Vandalism | 0 | 0 | 0 | 0 |
| Embezzlement | 0 | 0 | 0 | 0 |
| Extortion/Blackmail | 0 | 0 | 0 | 0 |
| Fraud - False Pretenses | 0 | 0 | 0 | 0 |
| Fraud - Credit Card/ATM | 0 | 0 | 0 | 0 |
| Fraud - Impersonation | 12 | 12 | 12 | 0 |
| Fraud - Welfare | 0 | 0 | 0 | 0 |
| Fraud - Wire | 0 | 0 | 0 | 0 |
| Motor Vehicle Theft | 21 | 21 | 20 | 1 |
| Robbery | 0 | 0 | 0 | 0 |
| Stolen Property Offenses | 0 | 0 | 0 | 0 |
| Theft - Pocket-picking | 0 | 0 | 0 | 0 |
| Theft - Purse Snatching | 0 | 0 | 0 | 0 |
| Theft - Shoplifting | 0 | 0 | 0 | 0 |
| Theft From Building | 0 | 0 | 0 | 0 |
| Theft From Coin Machine | 0 | 0 | 0 | 0 |
| Theft From Motor Vehicle | 0 | 0 | 0 | 0 |
| Theft of Motor Vehicle Parts | 0 | 0 | 0 | 0 |
| Theft - All Other Larceny | 0 | 0 | 0 | 0 |
| Crimes Against Society | | | | |
| Drug/Narcotic Violations | 878 | 878 | 865 | 15 |
| Drug/Narcotic Equipment Violations | 374 | 374 | 109 | 1 |
| Gambling - Betting/Wagering | 0 | 0 | 0 | 0 |
| Gambling - Operating/Promoting | 0 | 0 | 0 | 0 |
| Gambling - Equipment Violations | 0 | 0 | 0 | 0 |
| Gambling - Sports Tampering | 0 | 0 | 0 | 0 |
| Pornography/Obscene Material | 0 | 0 | 0 | 0 |
| Prostitution | 0 | 0 | 0 | 0 |
| Prostitution Assisting/Promoting | 0 | 0 | 0 | 0 |
| Weapon Law Violations | 69 | 69 | 61 | 1 |
| Total Group A Offenses | 1,359 | 1,359 | 1,072 | 18 |



2006 Population Estimate N/A

Offense Overview

Offense Total 249
 Number Cleared 249
 Percent Cleared 100.00 %

Group A Crimes per 100,000 population N/A

Arrest Overview

Total Arrests 88
 Adult Arrests 88
 Juvenile Arrests 0
 Unknown Age 0

Arrests per 100,000 population N/A

Average number offenses/incident 2.90

Domestic Violence Victims

| Offense | Total | Arrests |
|-------------------------|----------|----------|
| Murder | 0 | 0 |
| Aggravated Assault | 0 | 0 |
| Simple Assault | 0 | 0 |
| Intimidation | 0 | 0 |
| Stalking | 0 | 0 |
| Forcible Rape | 0 | 0 |
| Forcible Sodomy | 0 | 0 |
| Sexual Assault W/Object | 0 | 0 |
| Forcible Fondling | 0 | 0 |
| Incest | 0 | 0 |
| Statutory Rape | 0 | 0 |
| Kidnaping/Abduction | 0 | 0 |
| Total | 0 | 0 |

TIBRS Group B Arrests

| Offense | Adult | Juvenile |
|-----------------------|----------|----------|
| Bad Checks | 0 | 0 |
| Curfew/Vagrancy | 0 | 0 |
| Disorderly Conduct | 0 | 0 |
| DUI | 0 | 0 |
| Drunkenness | 0 | 0 |
| Family-Non Violent | 0 | 0 |
| Liquor Law Violations | 0 | 0 |
| Peeping Tom | 0 | 0 |
| Runaway | 0 | 0 |
| Trespass | 0 | 0 |
| All Other Offenses | 0 | 0 |
| Total Group B | 0 | 0 |

| TIBRS Group A Offenses | Offenses | | Arrests | |
|------------------------------------|------------|------------|-----------|----------|
| | Reported | Cleared | Adult | Juvenile |
| Crimes Against Persons | | | | |
| Murder | 0 | 0 | 0 | 0 |
| Negligent Manslaughter | 0 | 0 | 0 | 0 |
| Kidnaping/Abduction | 0 | 0 | 0 | 0 |
| Forcible Rape | 0 | 0 | 0 | 0 |
| Forcible Sodomy | 0 | 0 | 0 | 0 |
| Sexual Assault W/Object | 0 | 0 | 0 | 0 |
| Forcible Fondling | 0 | 0 | 0 | 0 |
| Incest | 0 | 0 | 0 | 0 |
| Statutory Rape | 0 | 0 | 0 | 0 |
| Aggravated Assault | 0 | 0 | 0 | 0 |
| Simple Assault | 0 | 0 | 0 | 0 |
| Intimidation | 0 | 0 | 0 | 0 |
| Stalking | 0 | 0 | 0 | 0 |
| Crimes Against Property | | | | |
| Arson | 0 | 0 | 0 | 0 |
| Bribery | 0 | 0 | 0 | 0 |
| Burglary | 0 | 0 | 0 | 0 |
| Counterfeiting/Forgery | 47 | 47 | 1 | 0 |
| Destruction/Damage/Vandalism | 0 | 0 | 0 | 0 |
| Embezzlement | 0 | 0 | 0 | 0 |
| Extortion/Blackmail | 0 | 0 | 0 | 0 |
| Fraud - False Pretenses | 44 | 44 | 1 | 0 |
| Fraud - Credit Card/ATM | 0 | 0 | 0 | 0 |
| Fraud - Impersonation | 0 | 0 | 0 | 0 |
| Fraud - Welfare | 83 | 83 | 8 | 0 |
| Fraud - Wire | 0 | 0 | 0 | 0 |
| Motor Vehicle Theft | 0 | 0 | 0 | 0 |
| Robbery | 0 | 0 | 0 | 0 |
| Stolen Property Offenses | 0 | 0 | 0 | 0 |
| Theft - Pocket-picking | 0 | 0 | 0 | 0 |
| Theft - Purse Snatching | 0 | 0 | 0 | 0 |
| Theft - Shoplifting | 0 | 0 | 0 | 0 |
| Theft From Building | 0 | 0 | 0 | 0 |
| Theft From Coin Machine | 0 | 0 | 0 | 0 |
| Theft From Motor Vehicle | 0 | 0 | 0 | 0 |
| Theft of Motor Vehicle Parts | 0 | 0 | 0 | 0 |
| Theft - All Other Larceny | 0 | 0 | 0 | 0 |
| Crimes Against Society | | | | |
| Drug/Narcotic Violations | 75 | 75 | 78 | 0 |
| Drug/Narcotic Equipment Violations | 0 | 0 | 0 | 0 |
| Gambling - Betting/Wagering | 0 | 0 | 0 | 0 |
| Gambling - Operating/Promoting | 0 | 0 | 0 | 0 |
| Gambling - Equipment Violations | 0 | 0 | 0 | 0 |
| Gambling - Sports Tampering | 0 | 0 | 0 | 0 |
| Pornography/Obscene Material | 0 | 0 | 0 | 0 |
| Prostitution | 0 | 0 | 0 | 0 |
| Prostitution Assisting/Promoting | 0 | 0 | 0 | 0 |
| Weapon Law Violations | 0 | 0 | 0 | 0 |
| Total Group A Offenses | 249 | 249 | 88 | 0 |



2006 Population Estimate N/A

Offense Overview

Offense Total 28
 Number Cleared 2
 Percent Cleared 7.14 %

Group A Crimes per 100,000 population N/A

Arrest Overview

Total Arrests 3
 Adult Arrests 1
 Juvenile Arrests 2
 Unknown Age 0

Arrests per 100,000 population N/A

Average number offenses/incident 1.00

Domestic Violence Victims

| Offense | Total | Arrests |
|-------------------------|----------|----------|
| Murder | 0 | 0 |
| Aggravated Assault | 0 | 0 |
| Simple Assault | 0 | 0 |
| Intimidation | 0 | 0 |
| Stalking | 0 | 0 |
| Forcible Rape | 0 | 0 |
| Forcible Sodomy | 0 | 0 |
| Sexual Assault W/Object | 0 | 0 |
| Forcible Fondling | 0 | 0 |
| Incest | 0 | 0 |
| Statutory Rape | 0 | 0 |
| Kidnaping/Abduction | 0 | 0 |
| Total | 0 | 0 |

TIBRS Group B Arrests

| Offense | Adult | Juvenile |
|-----------------------|----------|----------|
| Bad Checks | 0 | 0 |
| Curfew/Vagrancy | 0 | 0 |
| Disorderly Conduct | 0 | 0 |
| DUI | 0 | 0 |
| Drunkenness | 0 | 0 |
| Family-Non Violent | 0 | 0 |
| Liquor Law Violations | 0 | 0 |
| Peeping Tom | 0 | 0 |
| Runaway | 0 | 0 |
| Trespass | 0 | 0 |
| All Other Offenses | 0 | 0 |
| Total Group B | 0 | 0 |

| TIBRS Group A Offenses | Offenses | | Arrests | |
|------------------------------------|-----------|----------|----------|----------|
| | Reported | Cleared | Adult | Juvenile |
| Crimes Against Persons | | | | |
| Murder | 0 | 0 | 0 | 0 |
| Negligent Manslaughter | 0 | 0 | 0 | 0 |
| Kidnaping/Abduction | 0 | 0 | 0 | 0 |
| Forcible Rape | 0 | 0 | 0 | 0 |
| Forcible Sodomy | 0 | 0 | 0 | 0 |
| Sexual Assault W/Object | 0 | 0 | 0 | 0 |
| Forcible Fondling | 0 | 0 | 0 | 0 |
| Incest | 0 | 0 | 0 | 0 |
| Statutory Rape | 0 | 0 | 0 | 0 |
| Aggravated Assault | 0 | 0 | 0 | 0 |
| Simple Assault | 0 | 0 | 0 | 0 |
| Intimidation | 0 | 0 | 0 | 0 |
| Stalking | 0 | 0 | 0 | 0 |
| Crimes Against Property | | | | |
| Arson | 28 | 2 | 1 | 2 |
| Bribery | 0 | 0 | 0 | 0 |
| Burglary | 0 | 0 | 0 | 0 |
| Counterfeiting/Forgery | 0 | 0 | 0 | 0 |
| Destruction/Damage/Vandalism | 0 | 0 | 0 | 0 |
| Embezzlement | 0 | 0 | 0 | 0 |
| Extortion/Blackmail | 0 | 0 | 0 | 0 |
| Fraud - False Pretenses | 0 | 0 | 0 | 0 |
| Fraud - Credit Card/ATM | 0 | 0 | 0 | 0 |
| Fraud - Impersonation | 0 | 0 | 0 | 0 |
| Fraud - Welfare | 0 | 0 | 0 | 0 |
| Fraud - Wire | 0 | 0 | 0 | 0 |
| Motor Vehicle Theft | 0 | 0 | 0 | 0 |
| Robbery | 0 | 0 | 0 | 0 |
| Stolen Property Offenses | 0 | 0 | 0 | 0 |
| Theft - Pocket-picking | 0 | 0 | 0 | 0 |
| Theft - Purse Snatching | 0 | 0 | 0 | 0 |
| Theft - Shoplifting | 0 | 0 | 0 | 0 |
| Theft From Building | 0 | 0 | 0 | 0 |
| Theft From Coin Machine | 0 | 0 | 0 | 0 |
| Theft From Motor Vehicle | 0 | 0 | 0 | 0 |
| Theft of Motor Vehicle Parts | 0 | 0 | 0 | 0 |
| Theft - All Other Larceny | 0 | 0 | 0 | 0 |
| Crimes Against Society | | | | |
| Drug/Narcotic Violations | 0 | 0 | 0 | 0 |
| Drug/Narcotic Equipment Violations | 0 | 0 | 0 | 0 |
| Gambling - Betting/Wagering | 0 | 0 | 0 | 0 |
| Gambling - Operating/Promoting | 0 | 0 | 0 | 0 |
| Gambling - Equipment Violations | 0 | 0 | 0 | 0 |
| Gambling - Sports Tampering | 0 | 0 | 0 | 0 |
| Pornography/Obscene Material | 0 | 0 | 0 | 0 |
| Prostitution | 0 | 0 | 0 | 0 |
| Prostitution Assisting/Promoting | 0 | 0 | 0 | 0 |
| Weapon Law Violations | 0 | 0 | 0 | 0 |
| Total Group A Offenses | 28 | 2 | 1 | 2 |



| | |
|---------------------------------------|------------|
| 2006 Population Estimate | N/A |
| Offense Overview | |
| Offense Total | 12 |
| Number Cleared | 11 |
| Percent Cleared | 91.67 % |
| Group A Crimes per 100,000 population | N/A |
| Arrest Overview | |
| Total Arrests | 101 |
| Adult Arrests | 98 |
| Juvenile Arrests | 3 |
| Unknown Age | 0 |
| Arrests per 100,000 population | N/A |
| Average number offenses/incident | 1.33 |

| Domestic Violence Victims | | |
|----------------------------------|----------|----------|
| Offense | Total | Arrests |
| Murder | 0 | 0 |
| Aggravated Assault | 0 | 0 |
| Simple Assault | 0 | 0 |
| Intimidation | 0 | 0 |
| Stalking | 0 | 0 |
| Forcible Rape | 0 | 0 |
| Forcible Sodomy | 0 | 0 |
| Sexual Assault W/Object | 0 | 0 |
| Forcible Fondling | 0 | 0 |
| Incest | 0 | 0 |
| Statutory Rape | 0 | 0 |
| Kidnaping/Abduction | 0 | 0 |
| Total | 0 | 0 |

| TIBRS Group B Arrests | | |
|------------------------------|-----------|----------|
| Offense | Adult | Juvenile |
| Bad Checks | 0 | 0 |
| Curfew/Vagrancy | 0 | 0 |
| Disorderly Conduct | 0 | 0 |
| DUI | 14 | 0 |
| Drunkenness | 0 | 0 |
| Family-Non Violent | 0 | 0 |
| Liquor Law Violations | 0 | 0 |
| Peeping Tom | 0 | 0 |
| Runaway | 0 | 0 |
| Trespass | 0 | 0 |
| All Other Offenses | 77 | 2 |
| Total Group B | 91 | 2 |

| TIBRS Group A Offenses | Offenses | | Arrests | |
|------------------------------------|-----------------|-----------|----------------|----------|
| | Reported | Cleared | Adult | Juvenile |
| Crimes Against Persons | | | | |
| Murder | 0 | 0 | 0 | 0 |
| Negligent Manslaughter | 0 | 0 | 0 | 0 |
| Kidnaping/Abduction | 0 | 0 | 0 | 0 |
| Forcible Rape | 0 | 0 | 0 | 0 |
| Forcible Sodomy | 0 | 0 | 0 | 0 |
| Sexual Assault W/Object | 0 | 0 | 0 | 0 |
| Forcible Fondling | 0 | 0 | 0 | 0 |
| Incest | 0 | 0 | 0 | 0 |
| Statutory Rape | 0 | 0 | 0 | 0 |
| Aggravated Assault | 0 | 0 | 0 | 0 |
| Simple Assault | 0 | 0 | 0 | 0 |
| Intimidation | 0 | 0 | 0 | 0 |
| Stalking | 0 | 0 | 0 | 0 |
| Crimes Against Property | | | | |
| Arson | 0 | 0 | 0 | 0 |
| Bribery | 0 | 0 | 0 | 0 |
| Burglary | 0 | 0 | 0 | 0 |
| Counterfeiting/Forgery | 0 | 0 | 0 | 0 |
| Destruction/Damage/Vandalism | 0 | 0 | 0 | 0 |
| Embezzlement | 0 | 0 | 0 | 0 |
| Extortion/Blackmail | 0 | 0 | 0 | 0 |
| Fraud - False Pretenses | 0 | 0 | 0 | 0 |
| Fraud - Credit Card/ATM | 0 | 0 | 0 | 0 |
| Fraud - Impersonation | 0 | 0 | 0 | 0 |
| Fraud - Welfare | 0 | 0 | 0 | 0 |
| Fraud - Wire | 0 | 0 | 0 | 0 |
| Motor Vehicle Theft | 0 | 0 | 0 | 0 |
| Robbery | 0 | 0 | 0 | 0 |
| Stolen Property Offenses | 0 | 0 | 0 | 0 |
| Theft - Pocket-picking | 0 | 0 | 0 | 0 |
| Theft - Purse Snatching | 0 | 0 | 0 | 0 |
| Theft - Shoplifting | 0 | 0 | 0 | 0 |
| Theft From Building | 0 | 0 | 0 | 0 |
| Theft From Coin Machine | 0 | 0 | 0 | 0 |
| Theft From Motor Vehicle | 0 | 0 | 0 | 0 |
| Theft of Motor Vehicle Parts | 0 | 0 | 0 | 0 |
| Theft - All Other Larceny | 0 | 0 | 0 | 0 |
| Crimes Against Society | | | | |
| Drug/Narcotic Violations | 8 | 7 | 6 | 1 |
| Drug/Narcotic Equipment Violations | 4 | 4 | 1 | 0 |
| Gambling - Betting/Wagering | 0 | 0 | 0 | 0 |
| Gambling - Operating/Promoting | 0 | 0 | 0 | 0 |
| Gambling - Equipment Violations | 0 | 0 | 0 | 0 |
| Gambling - Sports Tampering | 0 | 0 | 0 | 0 |
| Pornography/Obscene Material | 0 | 0 | 0 | 0 |
| Prostitution | 0 | 0 | 0 | 0 |
| Prostitution Assisting/Promoting | 0 | 0 | 0 | 0 |
| Weapon Law Violations | 0 | 0 | 0 | 0 |
| Total Group A Offenses | 12 | 11 | 7 | 1 |



2006 Population Estimate N/A

Offense Overview

Offense Total 3
 Number Cleared 3
 Percent Cleared 100.00 %

Group A Crimes per 100,000 population N/A

Arrest Overview

Total Arrests 48
 Adult Arrests 48
 Juvenile Arrests 0
 Unknown Age 0

Arrests per 100,000 population N/A

Average number offenses/incident 1.00

Domestic Violence Victims

| Offense | Total | Arrests |
|-------------------------|----------|----------|
| Murder | 0 | 0 |
| Aggravated Assault | 0 | 0 |
| Simple Assault | 0 | 0 |
| Intimidation | 0 | 0 |
| Stalking | 0 | 0 |
| Forcible Rape | 0 | 0 |
| Forcible Sodomy | 0 | 0 |
| Sexual Assault W/Object | 0 | 0 |
| Forcible Fondling | 0 | 0 |
| Incest | 0 | 0 |
| Statutory Rape | 0 | 0 |
| Kidnaping/Abduction | 0 | 0 |
| Total | 0 | 0 |

TIBRS Group B Arrests

| Offense | Adult | Juvenile |
|-----------------------|-----------|----------|
| Bad Checks | 0 | 0 |
| Curfew/Vagrancy | 0 | 0 |
| Disorderly Conduct | 0 | 0 |
| DUI | 21 | 0 |
| Drunkenness | 1 | 0 |
| Family-Non Violent | 0 | 0 |
| Liquor Law Violations | 0 | 0 |
| Peeping Tom | 0 | 0 |
| Runaway | 0 | 0 |
| Trespass | 0 | 0 |
| All Other Offenses | 23 | 0 |
| Total Group B | 45 | 0 |

| TIBRS Group A Offenses | Offenses | | Arrests | |
|------------------------------------|----------|----------|----------|----------|
| | Reported | Cleared | Adult | Juvenile |
| Crimes Against Persons | | | | |
| Murder | 0 | 0 | 0 | 0 |
| Negligent Manslaughter | 0 | 0 | 0 | 0 |
| Kidnaping/Abduction | 0 | 0 | 0 | 0 |
| Forcible Rape | 0 | 0 | 0 | 0 |
| Forcible Sodomy | 0 | 0 | 0 | 0 |
| Sexual Assault W/Object | 0 | 0 | 0 | 0 |
| Forcible Fondling | 0 | 0 | 0 | 0 |
| Incest | 0 | 0 | 0 | 0 |
| Statutory Rape | 0 | 0 | 0 | 0 |
| Aggravated Assault | 0 | 0 | 0 | 0 |
| Simple Assault | 1 | 1 | 1 | 0 |
| Intimidation | 0 | 0 | 0 | 0 |
| Stalking | 0 | 0 | 0 | 0 |
| Crimes Against Property | | | | |
| Arson | 0 | 0 | 0 | 0 |
| Bribery | 0 | 0 | 0 | 0 |
| Burglary | 0 | 0 | 0 | 0 |
| Counterfeiting/Forgery | 0 | 0 | 0 | 0 |
| Destruction/Damage/Vandalism | 0 | 0 | 0 | 0 |
| Embezzlement | 0 | 0 | 0 | 0 |
| Extortion/Blackmail | 0 | 0 | 0 | 0 |
| Fraud - False Pretenses | 0 | 0 | 0 | 0 |
| Fraud - Credit Card/ATM | 0 | 0 | 0 | 0 |
| Fraud - Impersonation | 0 | 0 | 0 | 0 |
| Fraud - Welfare | 0 | 0 | 0 | 0 |
| Fraud - Wire | 0 | 0 | 0 | 0 |
| Motor Vehicle Theft | 0 | 0 | 0 | 0 |
| Robbery | 0 | 0 | 0 | 0 |
| Stolen Property Offenses | 0 | 0 | 0 | 0 |
| Theft - Pocket-picking | 0 | 0 | 0 | 0 |
| Theft - Purse Snatching | 0 | 0 | 0 | 0 |
| Theft - Shoplifting | 0 | 0 | 0 | 0 |
| Theft From Building | 0 | 0 | 0 | 0 |
| Theft From Coin Machine | 0 | 0 | 0 | 0 |
| Theft From Motor Vehicle | 0 | 0 | 0 | 0 |
| Theft of Motor Vehicle Parts | 0 | 0 | 0 | 0 |
| Theft - All Other Larceny | 0 | 0 | 0 | 0 |
| Crimes Against Society | | | | |
| Drug/Narcotic Violations | 2 | 2 | 2 | 0 |
| Drug/Narcotic Equipment Violations | 0 | 0 | 0 | 0 |
| Gambling - Betting/Wagering | 0 | 0 | 0 | 0 |
| Gambling - Operating/Promoting | 0 | 0 | 0 | 0 |
| Gambling - Equipment Violations | 0 | 0 | 0 | 0 |
| Gambling - Sports Tampering | 0 | 0 | 0 | 0 |
| Pornography/Obscene Material | 0 | 0 | 0 | 0 |
| Prostitution | 0 | 0 | 0 | 0 |
| Prostitution Assisting/Promoting | 0 | 0 | 0 | 0 |
| Weapon Law Violations | 0 | 0 | 0 | 0 |
| Total Group A Offenses | 3 | 3 | 3 | 0 |



2006 Population Estimate N/A

Offense Overview

Offense Total 35
Number Cleared 35
Percent Cleared 100.00 %

Group A Crimes per 100,000 population N/A

Arrest Overview

Total Arrests 130
Adult Arrests 121
Juvenile Arrests 9
Unknown Age 0

Arrests per 100,000 population N/A

Average number offenses/incident 1.52

Domestic Violence Victims

| Offense | Total | Arrests |
|-------------------------|----------|----------|
| Murder | 0 | 0 |
| Aggravated Assault | 0 | 0 |
| Simple Assault | 0 | 0 |
| Intimidation | 0 | 0 |
| Stalking | 0 | 0 |
| Forcible Rape | 0 | 0 |
| Forcible Sodomy | 0 | 0 |
| Sexual Assault W/Object | 0 | 0 |
| Forcible Fondling | 0 | 0 |
| Incest | 0 | 0 |
| Statutory Rape | 0 | 0 |
| Kidnaping/Abduction | 0 | 0 |
| Total | 0 | 0 |

TIBRS Group B Arrests

| Offense | Adult | Juvenile |
|-----------------------|-----------|----------|
| Bad Checks | 0 | 0 |
| Curfew/Vagrancy | 0 | 0 |
| Disorderly Conduct | 8 | 0 |
| DUI | 20 | 0 |
| Drunkenness | 5 | 0 |
| Family-Non Violent | 0 | 0 |
| Liquor Law Violations | 0 | 0 |
| Peeping Tom | 0 | 0 |
| Runaway | 0 | 0 |
| Trespass | 0 | 0 |
| All Other Offenses | 65 | 8 |
| Total Group B | 98 | 8 |

| TIBRS Group A Offenses | Offenses | | Arrests | |
|------------------------------------|-----------|-----------|-----------|----------|
| | Reported | Cleared | Adult | Juvenile |
| Crimes Against Persons | | | | |
| Murder | 0 | 0 | 0 | 0 |
| Negligent Manslaughter | 0 | 0 | 0 | 0 |
| Kidnaping/Abduction | 0 | 0 | 0 | 0 |
| Forcible Rape | 0 | 0 | 0 | 0 |
| Forcible Sodomy | 0 | 0 | 0 | 0 |
| Sexual Assault W/Object | 0 | 0 | 0 | 0 |
| Forcible Fondling | 0 | 0 | 0 | 0 |
| Incest | 0 | 0 | 0 | 0 |
| Statutory Rape | 0 | 0 | 0 | 0 |
| Aggravated Assault | 0 | 0 | 0 | 0 |
| Simple Assault | 0 | 0 | 0 | 0 |
| Intimidation | 0 | 0 | 0 | 0 |
| Stalking | 0 | 0 | 0 | 0 |
| Crimes Against Property | | | | |
| Arson | 0 | 0 | 0 | 0 |
| Bribery | 0 | 0 | 0 | 0 |
| Burglary | 0 | 0 | 0 | 0 |
| Counterfeiting/Forgery | 0 | 0 | 0 | 0 |
| Destruction/Damage/Vandalism | 0 | 0 | 0 | 0 |
| Embezzlement | 0 | 0 | 0 | 0 |
| Extortion/Blackmail | 0 | 0 | 0 | 0 |
| Fraud - False Pretenses | 0 | 0 | 0 | 0 |
| Fraud - Credit Card/ATM | 0 | 0 | 0 | 0 |
| Fraud - Impersonation | 0 | 0 | 0 | 0 |
| Fraud - Welfare | 0 | 0 | 0 | 0 |
| Fraud - Wire | 0 | 0 | 0 | 0 |
| Motor Vehicle Theft | 0 | 0 | 0 | 0 |
| Robbery | 0 | 0 | 0 | 0 |
| Stolen Property Offenses | 0 | 0 | 0 | 0 |
| Theft - Pocket-picking | 0 | 0 | 0 | 0 |
| Theft - Purse Snatching | 0 | 0 | 0 | 0 |
| Theft - Shoplifting | 0 | 0 | 0 | 0 |
| Theft From Building | 0 | 0 | 0 | 0 |
| Theft From Coin Machine | 0 | 0 | 0 | 0 |
| Theft From Motor Vehicle | 0 | 0 | 0 | 0 |
| Theft of Motor Vehicle Parts | 0 | 0 | 0 | 0 |
| Theft - All Other Larceny | 0 | 0 | 0 | 0 |
| Crimes Against Society | | | | |
| Drug/Narcotic Violations | 22 | 22 | 22 | 1 |
| Drug/Narcotic Equipment Violations | 13 | 13 | 1 | 0 |
| Gambling - Betting/Wagering | 0 | 0 | 0 | 0 |
| Gambling - Operating/Promoting | 0 | 0 | 0 | 0 |
| Gambling - Equipment Violations | 0 | 0 | 0 | 0 |
| Gambling - Sports Tampering | 0 | 0 | 0 | 0 |
| Pornography/Obscene Material | 0 | 0 | 0 | 0 |
| Prostitution | 0 | 0 | 0 | 0 |
| Prostitution Assisting/Promoting | 0 | 0 | 0 | 0 |
| Weapon Law Violations | 0 | 0 | 0 | 0 |
| Total Group A Offenses | 35 | 35 | 23 | 1 |



2006 Population Estimate N/A

Offense Overview

Offense Total 81
 Number Cleared 81
 Percent Cleared 100.00 %

Group A Crimes per 100,000 population N/A

Arrest Overview

Total Arrests 223
 Adult Arrests 210
 Juvenile Arrests 13
 Unknown Age 0

Arrests per 100,000 population N/A

Average number offenses/incident 1.47

Domestic Violence Victims

| Offense | Total | Arrests |
|-------------------------|----------|----------|
| Murder | 0 | 0 |
| Aggravated Assault | 0 | 0 |
| Simple Assault | 0 | 0 |
| Intimidation | 0 | 0 |
| Stalking | 0 | 0 |
| Forcible Rape | 0 | 0 |
| Forcible Sodomy | 0 | 0 |
| Sexual Assault W/Object | 0 | 0 |
| Forcible Fondling | 0 | 0 |
| Incest | 0 | 0 |
| Statutory Rape | 0 | 0 |
| Kidnaping/Abduction | 0 | 0 |
| Total | 0 | 0 |

TIBRS Group B Arrests

| Offense | Adult | Juvenile |
|-----------------------|------------|-----------|
| Bad Checks | 0 | 0 |
| Curfew/Vagrancy | 0 | 0 |
| Disorderly Conduct | 0 | 0 |
| DUI | 38 | 0 |
| Drunkenness | 4 | 1 |
| Family-Non Violent | 0 | 0 |
| Liquor Law Violations | 7 | 3 |
| Peeping Tom | 0 | 0 |
| Runaway | 0 | 0 |
| Trespass | 2 | 0 |
| All Other Offenses | 107 | 6 |
| Total Group B | 158 | 10 |

| TIBRS Group A Offenses | Offenses | | Arrests | |
|------------------------------------|-----------|-----------|-----------|----------|
| | Reported | Cleared | Adult | Juvenile |
| Crimes Against Persons | | | | |
| Murder | 0 | 0 | 0 | 0 |
| Negligent Manslaughter | 0 | 0 | 0 | 0 |
| Kidnaping/Abduction | 0 | 0 | 0 | 0 |
| Forcible Rape | 0 | 0 | 0 | 0 |
| Forcible Sodomy | 0 | 0 | 0 | 0 |
| Sexual Assault W/Object | 0 | 0 | 0 | 0 |
| Forcible Fondling | 0 | 0 | 0 | 0 |
| Incest | 0 | 0 | 0 | 0 |
| Statutory Rape | 0 | 0 | 0 | 0 |
| Aggravated Assault | 5 | 5 | 2 | 0 |
| Simple Assault | 0 | 0 | 0 | 0 |
| Intimidation | 0 | 0 | 0 | 0 |
| Stalking | 0 | 0 | 0 | 0 |
| Crimes Against Property | | | | |
| Arson | 0 | 0 | 0 | 0 |
| Bribery | 0 | 0 | 0 | 0 |
| Burglary | 0 | 0 | 0 | 0 |
| Counterfeiting/Forgery | 0 | 0 | 0 | 0 |
| Destruction/Damage/Vandalism | 0 | 0 | 0 | 0 |
| Embezzlement | 0 | 0 | 0 | 0 |
| Extortion/Blackmail | 0 | 0 | 0 | 0 |
| Fraud - False Pretenses | 0 | 0 | 0 | 0 |
| Fraud - Credit Card/ATM | 0 | 0 | 0 | 0 |
| Fraud - Impersonation | 0 | 0 | 0 | 0 |
| Fraud - Welfare | 0 | 0 | 0 | 0 |
| Fraud - Wire | 0 | 0 | 0 | 0 |
| Motor Vehicle Theft | 0 | 0 | 0 | 0 |
| Robbery | 0 | 0 | 0 | 0 |
| Stolen Property Offenses | 0 | 0 | 0 | 0 |
| Theft - Pocket-picking | 0 | 0 | 0 | 0 |
| Theft - Purse Snatching | 0 | 0 | 0 | 0 |
| Theft - Shoplifting | 0 | 0 | 0 | 0 |
| Theft From Building | 0 | 0 | 0 | 0 |
| Theft From Coin Machine | 0 | 0 | 0 | 0 |
| Theft From Motor Vehicle | 0 | 0 | 0 | 0 |
| Theft of Motor Vehicle Parts | 0 | 0 | 0 | 0 |
| Theft - All Other Larceny | 0 | 0 | 0 | 0 |
| Crimes Against Society | | | | |
| Drug/Narcotic Violations | 47 | 47 | 44 | 3 |
| Drug/Narcotic Equipment Violations | 29 | 29 | 6 | 0 |
| Gambling - Betting/Wagering | 0 | 0 | 0 | 0 |
| Gambling - Operating/Promoting | 0 | 0 | 0 | 0 |
| Gambling - Equipment Violations | 0 | 0 | 0 | 0 |
| Gambling - Sports Tampering | 0 | 0 | 0 | 0 |
| Pornography/Obscene Material | 0 | 0 | 0 | 0 |
| Prostitution | 0 | 0 | 0 | 0 |
| Prostitution Assisting/Promoting | 0 | 0 | 0 | 0 |
| Weapon Law Violations | 0 | 0 | 0 | 0 |
| Total Group A Offenses | 81 | 81 | 52 | 3 |



STATE PARKS

2007



2006 Population Estimate N/A

Offense Overview

Offense Total 4
 Number Cleared 3
 Percent Cleared 75.00 %

Group A Crimes per 100,000 population N/A

Arrest Overview

Total Arrests 16
 Adult Arrests 16
 Juvenile Arrests 0
 Unknown Age 0

Arrests per 100,000 population N/A

Average number offenses/incident 1.00

Domestic Violence Victims

| Offense | Total | Arrests |
|-------------------------|----------|----------|
| Murder | 0 | 0 |
| Aggravated Assault | 0 | 0 |
| Simple Assault | 0 | 0 |
| Intimidation | 0 | 0 |
| Stalking | 0 | 0 |
| Forcible Rape | 0 | 0 |
| Forcible Sodomy | 0 | 0 |
| Sexual Assault W/Object | 0 | 0 |
| Forcible Fondling | 0 | 0 |
| Incest | 0 | 0 |
| Statutory Rape | 0 | 0 |
| Kidnaping/Abduction | 0 | 0 |
| Total | 0 | 0 |

TIBRS Group B Arrests

| Offense | Adult | Juvenile |
|-----------------------|-----------|----------|
| Bad Checks | 0 | 0 |
| Curfew/Vagrancy | 0 | 0 |
| Disorderly Conduct | 0 | 0 |
| DUI | 1 | 0 |
| Drunkenness | 4 | 0 |
| Family-Non Violent | 0 | 0 |
| Liquor Law Violations | 0 | 0 |
| Peeping Tom | 0 | 0 |
| Runaway | 0 | 0 |
| Trespass | 6 | 0 |
| All Other Offenses | 3 | 0 |
| Total Group B | 14 | 0 |

| TIBRS Group A Offenses | Offenses | | Arrests | |
|------------------------------------|----------|----------|----------|----------|
| | Reported | Cleared | Adult | Juvenile |
| Crimes Against Persons | | | | |
| Murder | 0 | 0 | 0 | 0 |
| Negligent Manslaughter | 0 | 0 | 0 | 0 |
| Kidnaping/Abduction | 0 | 0 | 0 | 0 |
| Forcible Rape | 1 | 1 | 1 | 0 |
| Forcible Sodomy | 0 | 0 | 0 | 0 |
| Sexual Assault W/Object | 0 | 0 | 0 | 0 |
| Forcible Fondling | 0 | 0 | 0 | 0 |
| Incest | 0 | 0 | 0 | 0 |
| Statutory Rape | 0 | 0 | 0 | 0 |
| Aggravated Assault | 0 | 0 | 0 | 0 |
| Simple Assault | 1 | 1 | 0 | 0 |
| Intimidation | 0 | 0 | 0 | 0 |
| Stalking | 0 | 0 | 0 | 0 |
| Crimes Against Property | | | | |
| Arson | 0 | 0 | 0 | 0 |
| Bribery | 0 | 0 | 0 | 0 |
| Burglary | 0 | 0 | 0 | 0 |
| Counterfeiting/Forgery | 0 | 0 | 0 | 0 |
| Destruction/Damage/Vandalism | 2 | 1 | 1 | 0 |
| Embezzlement | 0 | 0 | 0 | 0 |
| Extortion/Blackmail | 0 | 0 | 0 | 0 |
| Fraud - False Pretenses | 0 | 0 | 0 | 0 |
| Fraud - Credit Card/ATM | 0 | 0 | 0 | 0 |
| Fraud - Impersonation | 0 | 0 | 0 | 0 |
| Fraud - Welfare | 0 | 0 | 0 | 0 |
| Fraud - Wire | 0 | 0 | 0 | 0 |
| Motor Vehicle Theft | 0 | 0 | 0 | 0 |
| Robbery | 0 | 0 | 0 | 0 |
| Stolen Property Offenses | 0 | 0 | 0 | 0 |
| Theft - Pocket-picking | 0 | 0 | 0 | 0 |
| Theft - Purse Snatching | 0 | 0 | 0 | 0 |
| Theft - Shoplifting | 0 | 0 | 0 | 0 |
| Theft From Building | 0 | 0 | 0 | 0 |
| Theft From Coin Machine | 0 | 0 | 0 | 0 |
| Theft From Motor Vehicle | 0 | 0 | 0 | 0 |
| Theft of Motor Vehicle Parts | 0 | 0 | 0 | 0 |
| Theft - All Other Larceny | 0 | 0 | 0 | 0 |
| Crimes Against Society | | | | |
| Drug/Narcotic Violations | 0 | 0 | 0 | 0 |
| Drug/Narcotic Equipment Violations | 0 | 0 | 0 | 0 |
| Gambling - Betting/Wagering | 0 | 0 | 0 | 0 |
| Gambling - Operating/Promoting | 0 | 0 | 0 | 0 |
| Gambling - Equipment Violations | 0 | 0 | 0 | 0 |
| Gambling - Sports Tampering | 0 | 0 | 0 | 0 |
| Pornography/Obscene Material | 0 | 0 | 0 | 0 |
| Prostitution | 0 | 0 | 0 | 0 |
| Prostitution Assisting/Promoting | 0 | 0 | 0 | 0 |
| Weapon Law Violations | 0 | 0 | 0 | 0 |
| Total Group A Offenses | 4 | 3 | 2 | 0 |



Big Hill Pond State Park - 2007

2006 Population Estimate N/A

Offense Overview

Offense Total 0
Number Cleared 0
Percent Cleared 0.00 %

Group A Crimes per 100,000 population N/A

Arrest Overview

Total Arrests 0
Adult Arrests 0
Juvenile Arrests 0
Unknown Age 0

Arrests per 100,000 population N/A

Average number offenses/incident 0.00

Domestic Violence Victims

| Offense | Total | Arrests |
|-------------------------|----------|----------|
| Murder | 0 | 0 |
| Aggravated Assault | 0 | 0 |
| Simple Assault | 0 | 0 |
| Intimidation | 0 | 0 |
| Stalking | 0 | 0 |
| Forcible Rape | 0 | 0 |
| Forcible Sodomy | 0 | 0 |
| Sexual Assault W/Object | 0 | 0 |
| Forcible Fondling | 0 | 0 |
| Incest | 0 | 0 |
| Statutory Rape | 0 | 0 |
| Kidnaping/Abduction | 0 | 0 |
| Total | 0 | 0 |

TIBRS Group B Arrests

| Offense | Adult | Juvenile |
|-----------------------|----------|----------|
| Bad Checks | 0 | 0 |
| Curfew/Vagrancy | 0 | 0 |
| Disorderly Conduct | 0 | 0 |
| DUI | 0 | 0 |
| Drunkenness | 0 | 0 |
| Family-Non Violent | 0 | 0 |
| Liquor Law Violations | 0 | 0 |
| Peeping Tom | 0 | 0 |
| Runaway | 0 | 0 |
| Trespass | 0 | 0 |
| All Other Offenses | 0 | 0 |
| Total Group B | 0 | 0 |

| TIBRS Group A Offenses | Offenses | | Arrests | |
|------------------------------------|----------|----------|----------|----------|
| | Reported | Cleared | Adult | Juvenile |
| Crimes Against Persons | | | | |
| Murder | 0 | 0 | 0 | 0 |
| Negligent Manslaughter | 0 | 0 | 0 | 0 |
| Kidnaping/Abduction | 0 | 0 | 0 | 0 |
| Forcible Rape | 0 | 0 | 0 | 0 |
| Forcible Sodomy | 0 | 0 | 0 | 0 |
| Sexual Assault W/Object | 0 | 0 | 0 | 0 |
| Forcible Fondling | 0 | 0 | 0 | 0 |
| Incest | 0 | 0 | 0 | 0 |
| Statutory Rape | 0 | 0 | 0 | 0 |
| Aggravated Assault | 0 | 0 | 0 | 0 |
| Simple Assault | 0 | 0 | 0 | 0 |
| Intimidation | 0 | 0 | 0 | 0 |
| Stalking | 0 | 0 | 0 | 0 |
| Crimes Against Property | | | | |
| Arson | 0 | 0 | 0 | 0 |
| Bribery | 0 | 0 | 0 | 0 |
| Burglary | 0 | 0 | 0 | 0 |
| Counterfeiting/Forgery | 0 | 0 | 0 | 0 |
| Destruction/Damage/Vandalism | 0 | 0 | 0 | 0 |
| Embezzlement | 0 | 0 | 0 | 0 |
| Extortion/Blackmail | 0 | 0 | 0 | 0 |
| Fraud - False Pretenses | 0 | 0 | 0 | 0 |
| Fraud - Credit Card/ATM | 0 | 0 | 0 | 0 |
| Fraud - Impersonation | 0 | 0 | 0 | 0 |
| Fraud - Welfare | 0 | 0 | 0 | 0 |
| Fraud - Wire | 0 | 0 | 0 | 0 |
| Motor Vehicle Theft | 0 | 0 | 0 | 0 |
| Robbery | 0 | 0 | 0 | 0 |
| Stolen Property Offenses | 0 | 0 | 0 | 0 |
| Theft - Pocket-picking | 0 | 0 | 0 | 0 |
| Theft - Purse Snatching | 0 | 0 | 0 | 0 |
| Theft - Shoplifting | 0 | 0 | 0 | 0 |
| Theft From Building | 0 | 0 | 0 | 0 |
| Theft From Coin Machine | 0 | 0 | 0 | 0 |
| Theft From Motor Vehicle | 0 | 0 | 0 | 0 |
| Theft of Motor Vehicle Parts | 0 | 0 | 0 | 0 |
| Theft - All Other Larceny | 0 | 0 | 0 | 0 |
| Crimes Against Society | | | | |
| Drug/Narcotic Violations | 0 | 0 | 0 | 0 |
| Drug/Narcotic Equipment Violations | 0 | 0 | 0 | 0 |
| Gambling - Betting/Wagering | 0 | 0 | 0 | 0 |
| Gambling - Operating/Promoting | 0 | 0 | 0 | 0 |
| Gambling - Equipment Violations | 0 | 0 | 0 | 0 |
| Gambling - Sports Tampering | 0 | 0 | 0 | 0 |
| Pornography/Obscene Material | 0 | 0 | 0 | 0 |
| Prostitution | 0 | 0 | 0 | 0 |
| Prostitution Assisting/Promoting | 0 | 0 | 0 | 0 |
| Weapon Law Violations | 0 | 0 | 0 | 0 |
| Total Group A Offenses | 0 | 0 | 0 | 0 |



Big Ridge State Park - 2007

2006 Population Estimate N/A

Offense Overview

Offense Total 4
Number Cleared 3
Percent Cleared 75.00 %

Group A Crimes per 100,000 population N/A

Arrest Overview

Total Arrests 7
Adult Arrests 7
Juvenile Arrests 0
Unknown Age 0

Arrests per 100,000 population N/A

Average number offenses/incident 1.00

Domestic Violence Victims

| Offense | Total | Arrests |
|-------------------------|----------|----------|
| Murder | 0 | 0 |
| Aggravated Assault | 0 | 0 |
| Simple Assault | 0 | 0 |
| Intimidation | 0 | 0 |
| Stalking | 0 | 0 |
| Forcible Rape | 0 | 0 |
| Forcible Sodomy | 0 | 0 |
| Sexual Assault W/Object | 0 | 0 |
| Forcible Fondling | 0 | 0 |
| Incest | 0 | 0 |
| Statutory Rape | 0 | 0 |
| Kidnaping/Abduction | 0 | 0 |
| Total | 0 | 0 |

TIBRS Group B Arrests

| Offense | Adult | Juvenile |
|-----------------------|----------|----------|
| Bad Checks | 0 | 0 |
| Curfew/Vagrancy | 0 | 0 |
| Disorderly Conduct | 0 | 0 |
| DUI | 0 | 0 |
| Drunkenness | 0 | 0 |
| Family-Non Violent | 0 | 0 |
| Liquor Law Violations | 2 | 0 |
| Peeping Tom | 0 | 0 |
| Runaway | 0 | 0 |
| Trespass | 1 | 0 |
| All Other Offenses | 1 | 0 |
| Total Group B | 4 | 0 |

| TIBRS Group A Offenses | Offenses | | Arrests | |
|------------------------------------|----------|----------|----------|----------|
| | Reported | Cleared | Adult | Juvenile |
| Crimes Against Persons | | | | |
| Murder | 0 | 0 | 0 | 0 |
| Negligent Manslaughter | 0 | 0 | 0 | 0 |
| Kidnaping/Abduction | 0 | 0 | 0 | 0 |
| Forcible Rape | 0 | 0 | 0 | 0 |
| Forcible Sodomy | 0 | 0 | 0 | 0 |
| Sexual Assault W/Object | 0 | 0 | 0 | 0 |
| Forcible Fondling | 0 | 0 | 0 | 0 |
| Incest | 0 | 0 | 0 | 0 |
| Statutory Rape | 0 | 0 | 0 | 0 |
| Aggravated Assault | 1 | 1 | 1 | 0 |
| Simple Assault | 0 | 0 | 0 | 0 |
| Intimidation | 0 | 0 | 0 | 0 |
| Stalking | 0 | 0 | 0 | 0 |
| Crimes Against Property | | | | |
| Arson | 0 | 0 | 0 | 0 |
| Bribery | 0 | 0 | 0 | 0 |
| Burglary | 0 | 0 | 0 | 0 |
| Counterfeiting/Forgery | 0 | 0 | 0 | 0 |
| Destruction/Damage/Vandalism | 0 | 0 | 0 | 0 |
| Embezzlement | 0 | 0 | 0 | 0 |
| Extortion/Blackmail | 0 | 0 | 0 | 0 |
| Fraud - False Pretenses | 0 | 0 | 0 | 0 |
| Fraud - Credit Card/ATM | 0 | 0 | 0 | 0 |
| Fraud - Impersonation | 0 | 0 | 0 | 0 |
| Fraud - Welfare | 0 | 0 | 0 | 0 |
| Fraud - Wire | 0 | 0 | 0 | 0 |
| Motor Vehicle Theft | 0 | 0 | 0 | 0 |
| Robbery | 0 | 0 | 0 | 0 |
| Stolen Property Offenses | 0 | 0 | 0 | 0 |
| Theft - Pocket-picking | 0 | 0 | 0 | 0 |
| Theft - Purse Snatching | 0 | 0 | 0 | 0 |
| Theft - Shoplifting | 0 | 0 | 0 | 0 |
| Theft From Building | 0 | 0 | 0 | 0 |
| Theft From Coin Machine | 0 | 0 | 0 | 0 |
| Theft From Motor Vehicle | 1 | 0 | 0 | 0 |
| Theft of Motor Vehicle Parts | 0 | 0 | 0 | 0 |
| Theft - All Other Larceny | 0 | 0 | 0 | 0 |
| Crimes Against Society | | | | |
| Drug/Narcotic Violations | 2 | 2 | 2 | 0 |
| Drug/Narcotic Equipment Violations | 0 | 0 | 0 | 0 |
| Gambling - Betting/Wagering | 0 | 0 | 0 | 0 |
| Gambling - Operating/Promoting | 0 | 0 | 0 | 0 |
| Gambling - Equipment Violations | 0 | 0 | 0 | 0 |
| Gambling - Sports Tampering | 0 | 0 | 0 | 0 |
| Pornography/Obscene Material | 0 | 0 | 0 | 0 |
| Prostitution | 0 | 0 | 0 | 0 |
| Prostitution Assisting/Promoting | 0 | 0 | 0 | 0 |
| Weapon Law Violations | 0 | 0 | 0 | 0 |
| Total Group A Offenses | 4 | 3 | 3 | 0 |



2006 Population Estimate N/A

Offense Overview

Offense Total 0
 Number Cleared 0
 Percent Cleared 0.00 %

Group A Crimes per 100,000 population N/A

Arrest Overview

Total Arrests 3
 Adult Arrests 3
 Juvenile Arrests 0
 Unknown Age 0

Arrests per 100,000 population N/A

Average number offenses/incident 0.00

Domestic Violence Victims

| Offense | Total | Arrests |
|-------------------------|----------|----------|
| Murder | 0 | 0 |
| Aggravated Assault | 0 | 0 |
| Simple Assault | 0 | 0 |
| Intimidation | 0 | 0 |
| Stalking | 0 | 0 |
| Forcible Rape | 0 | 0 |
| Forcible Sodomy | 0 | 0 |
| Sexual Assault W/Object | 0 | 0 |
| Forcible Fondling | 0 | 0 |
| Incest | 0 | 0 |
| Statutory Rape | 0 | 0 |
| Kidnaping/Abduction | 0 | 0 |
| Total | 0 | 0 |

TIBRS Group B Arrests

| Offense | Adult | Juvenile |
|-----------------------|----------|----------|
| Bad Checks | 0 | 0 |
| Curfew/Vagrancy | 0 | 0 |
| Disorderly Conduct | 0 | 0 |
| DUI | 0 | 0 |
| Drunkenness | 0 | 0 |
| Family-Non Violent | 0 | 0 |
| Liquor Law Violations | 3 | 0 |
| Peeping Tom | 0 | 0 |
| Runaway | 0 | 0 |
| Trespass | 0 | 0 |
| All Other Offenses | 0 | 0 |
| Total Group B | 3 | 0 |

| TIBRS Group A Offenses | Offenses | | Arrests | |
|------------------------------------|----------|----------|----------|----------|
| | Reported | Cleared | Adult | Juvenile |
| Crimes Against Persons | | | | |
| Murder | 0 | 0 | 0 | 0 |
| Negligent Manslaughter | 0 | 0 | 0 | 0 |
| Kidnaping/Abduction | 0 | 0 | 0 | 0 |
| Forcible Rape | 0 | 0 | 0 | 0 |
| Forcible Sodomy | 0 | 0 | 0 | 0 |
| Sexual Assault W/Object | 0 | 0 | 0 | 0 |
| Forcible Fondling | 0 | 0 | 0 | 0 |
| Incest | 0 | 0 | 0 | 0 |
| Statutory Rape | 0 | 0 | 0 | 0 |
| Aggravated Assault | 0 | 0 | 0 | 0 |
| Simple Assault | 0 | 0 | 0 | 0 |
| Intimidation | 0 | 0 | 0 | 0 |
| Stalking | 0 | 0 | 0 | 0 |
| Crimes Against Property | | | | |
| Arson | 0 | 0 | 0 | 0 |
| Bribery | 0 | 0 | 0 | 0 |
| Burglary | 0 | 0 | 0 | 0 |
| Counterfeiting/Forgery | 0 | 0 | 0 | 0 |
| Destruction/Damage/Vandalism | 0 | 0 | 0 | 0 |
| Embezzlement | 0 | 0 | 0 | 0 |
| Extortion/Blackmail | 0 | 0 | 0 | 0 |
| Fraud - False Pretenses | 0 | 0 | 0 | 0 |
| Fraud - Credit Card/ATM | 0 | 0 | 0 | 0 |
| Fraud - Impersonation | 0 | 0 | 0 | 0 |
| Fraud - Welfare | 0 | 0 | 0 | 0 |
| Fraud - Wire | 0 | 0 | 0 | 0 |
| Motor Vehicle Theft | 0 | 0 | 0 | 0 |
| Robbery | 0 | 0 | 0 | 0 |
| Stolen Property Offenses | 0 | 0 | 0 | 0 |
| Theft - Pocket-picking | 0 | 0 | 0 | 0 |
| Theft - Purse Snatching | 0 | 0 | 0 | 0 |
| Theft - Shoplifting | 0 | 0 | 0 | 0 |
| Theft From Building | 0 | 0 | 0 | 0 |
| Theft From Coin Machine | 0 | 0 | 0 | 0 |
| Theft From Motor Vehicle | 0 | 0 | 0 | 0 |
| Theft of Motor Vehicle Parts | 0 | 0 | 0 | 0 |
| Theft - All Other Larceny | 0 | 0 | 0 | 0 |
| Crimes Against Society | | | | |
| Drug/Narcotic Violations | 0 | 0 | 0 | 0 |
| Drug/Narcotic Equipment Violations | 0 | 0 | 0 | 0 |
| Gambling - Betting/Wagering | 0 | 0 | 0 | 0 |
| Gambling - Operating/Promoting | 0 | 0 | 0 | 0 |
| Gambling - Equipment Violations | 0 | 0 | 0 | 0 |
| Gambling - Sports Tampering | 0 | 0 | 0 | 0 |
| Pornography/Obscene Material | 0 | 0 | 0 | 0 |
| Prostitution | 0 | 0 | 0 | 0 |
| Prostitution Assisting/Promoting | 0 | 0 | 0 | 0 |
| Weapon Law Violations | 0 | 0 | 0 | 0 |
| Total Group A Offenses | 0 | 0 | 0 | 0 |



2006 Population Estimate N/A

Offense Overview

Offense Total 5
 Number Cleared 0
 Percent Cleared 0.00 %

Group A Crimes per 100,000 population N/A

Arrest Overview

Total Arrests 0
 Adult Arrests 0
 Juvenile Arrests 0
 Unknown Age 0

Arrests per 100,000 population N/A

Average number offenses/incident 1.00

Domestic Violence Victims

| Offense | Total | Arrests |
|-------------------------|----------|----------|
| Murder | 0 | 0 |
| Aggravated Assault | 0 | 0 |
| Simple Assault | 0 | 0 |
| Intimidation | 0 | 0 |
| Stalking | 0 | 0 |
| Forcible Rape | 0 | 0 |
| Forcible Sodomy | 0 | 0 |
| Sexual Assault W/Object | 0 | 0 |
| Forcible Fondling | 0 | 0 |
| Incest | 0 | 0 |
| Statutory Rape | 0 | 0 |
| Kidnaping/Abduction | 0 | 0 |
| Total | 0 | 0 |

TIBRS Group B Arrests

| Offense | Adult | Juvenile |
|-----------------------|----------|----------|
| Bad Checks | 0 | 0 |
| Curfew/Vagrancy | 0 | 0 |
| Disorderly Conduct | 0 | 0 |
| DUI | 0 | 0 |
| Drunkenness | 0 | 0 |
| Family-Non Violent | 0 | 0 |
| Liquor Law Violations | 0 | 0 |
| Peeping Tom | 0 | 0 |
| Runaway | 0 | 0 |
| Trespass | 0 | 0 |
| All Other Offenses | 0 | 0 |
| Total Group B | 0 | 0 |

| TIBRS Group A Offenses | Offenses | | Arrests | |
|------------------------------------|----------|----------|----------|----------|
| | Reported | Cleared | Adult | Juvenile |
| Crimes Against Persons | | | | |
| Murder | 0 | 0 | 0 | 0 |
| Negligent Manslaughter | 0 | 0 | 0 | 0 |
| Kidnaping/Abduction | 0 | 0 | 0 | 0 |
| Forcible Rape | 0 | 0 | 0 | 0 |
| Forcible Sodomy | 0 | 0 | 0 | 0 |
| Sexual Assault W/Object | 0 | 0 | 0 | 0 |
| Forcible Fondling | 0 | 0 | 0 | 0 |
| Incest | 0 | 0 | 0 | 0 |
| Statutory Rape | 0 | 0 | 0 | 0 |
| Aggravated Assault | 0 | 0 | 0 | 0 |
| Simple Assault | 0 | 0 | 0 | 0 |
| Intimidation | 0 | 0 | 0 | 0 |
| Stalking | 0 | 0 | 0 | 0 |
| Crimes Against Property | | | | |
| Arson | 0 | 0 | 0 | 0 |
| Bribery | 0 | 0 | 0 | 0 |
| Burglary | 0 | 0 | 0 | 0 |
| Counterfeiting/Forgery | 0 | 0 | 0 | 0 |
| Destruction/Damage/Vandalism | 3 | 0 | 0 | 0 |
| Embezzlement | 0 | 0 | 0 | 0 |
| Extortion/Blackmail | 0 | 0 | 0 | 0 |
| Fraud - False Pretenses | 0 | 0 | 0 | 0 |
| Fraud - Credit Card/ATM | 0 | 0 | 0 | 0 |
| Fraud - Impersonation | 0 | 0 | 0 | 0 |
| Fraud - Welfare | 0 | 0 | 0 | 0 |
| Fraud - Wire | 0 | 0 | 0 | 0 |
| Motor Vehicle Theft | 0 | 0 | 0 | 0 |
| Robbery | 0 | 0 | 0 | 0 |
| Stolen Property Offenses | 0 | 0 | 0 | 0 |
| Theft - Pocket-picking | 0 | 0 | 0 | 0 |
| Theft - Purse Snatching | 0 | 0 | 0 | 0 |
| Theft - Shoplifting | 0 | 0 | 0 | 0 |
| Theft From Building | 0 | 0 | 0 | 0 |
| Theft From Coin Machine | 0 | 0 | 0 | 0 |
| Theft From Motor Vehicle | 1 | 0 | 0 | 0 |
| Theft of Motor Vehicle Parts | 0 | 0 | 0 | 0 |
| Theft - All Other Larceny | 1 | 0 | 0 | 0 |
| Crimes Against Society | | | | |
| Drug/Narcotic Violations | 0 | 0 | 0 | 0 |
| Drug/Narcotic Equipment Violations | 0 | 0 | 0 | 0 |
| Gambling - Betting/Wagering | 0 | 0 | 0 | 0 |
| Gambling - Operating/Promoting | 0 | 0 | 0 | 0 |
| Gambling - Equipment Violations | 0 | 0 | 0 | 0 |
| Gambling - Sports Tampering | 0 | 0 | 0 | 0 |
| Pornography/Obscene Material | 0 | 0 | 0 | 0 |
| Prostitution | 0 | 0 | 0 | 0 |
| Prostitution Assisting/Promoting | 0 | 0 | 0 | 0 |
| Weapon Law Violations | 0 | 0 | 0 | 0 |
| Total Group A Offenses | 5 | 0 | 0 | 0 |



Burgess Falls Natural Area - 2007

| | |
|---------------------------------------|--------|
| 2006 Population Estimate | N/A |
| Offense Overview | |
| Offense Total | 0 |
| Number Cleared | 0 |
| Percent Cleared | 0.00 % |
| Group A Crimes per 100,000 population | N/A |

| | |
|----------------------------------|------|
| Arrest Overview | |
| Total Arrests | 0 |
| Adult Arrests | 0 |
| Juvenile Arrests | 0 |
| Unknown Age | 0 |
| Arrests per 100,000 population | N/A |
| Average number offenses/incident | 0.00 |

| Domestic Violence Victims | | |
|---------------------------|----------|----------|
| Offense | Total | Arrests |
| Murder | 0 | 0 |
| Aggravated Assault | 0 | 0 |
| Simple Assault | 0 | 0 |
| Intimidation | 0 | 0 |
| Stalking | 0 | 0 |
| Forcible Rape | 0 | 0 |
| Forcible Sodomy | 0 | 0 |
| Sexual Assault W/Object | 0 | 0 |
| Forcible Fondling | 0 | 0 |
| Incest | 0 | 0 |
| Statutory Rape | 0 | 0 |
| Kidnaping/Abduction | 0 | 0 |
| Total | 0 | 0 |

| TIBRS Group B Arrests | | |
|-----------------------|----------|----------|
| Offense | Adult | Juvenile |
| Bad Checks | 0 | 0 |
| Curfew/Vagrancy | 0 | 0 |
| Disorderly Conduct | 0 | 0 |
| DUI | 0 | 0 |
| Drunkenness | 0 | 0 |
| Family-Non Violent | 0 | 0 |
| Liquor Law Violations | 0 | 0 |
| Peeping Tom | 0 | 0 |
| Runaway | 0 | 0 |
| Trespass | 0 | 0 |
| All Other Offenses | 0 | 0 |
| Total Group B | 0 | 0 |

| TIBRS Group A Offenses | Offenses | | Arrests | |
|------------------------------------|----------|----------|----------|----------|
| | Reported | Cleared | Adult | Juvenile |
| Crimes Against Persons | | | | |
| Murder | 0 | 0 | 0 | 0 |
| Negligent Manslaughter | 0 | 0 | 0 | 0 |
| Kidnaping/Abduction | 0 | 0 | 0 | 0 |
| Forcible Rape | 0 | 0 | 0 | 0 |
| Forcible Sodomy | 0 | 0 | 0 | 0 |
| Sexual Assault W/Object | 0 | 0 | 0 | 0 |
| Forcible Fondling | 0 | 0 | 0 | 0 |
| Incest | 0 | 0 | 0 | 0 |
| Statutory Rape | 0 | 0 | 0 | 0 |
| Aggravated Assault | 0 | 0 | 0 | 0 |
| Simple Assault | 0 | 0 | 0 | 0 |
| Intimidation | 0 | 0 | 0 | 0 |
| Stalking | 0 | 0 | 0 | 0 |
| Crimes Against Property | | | | |
| Arson | 0 | 0 | 0 | 0 |
| Bribery | 0 | 0 | 0 | 0 |
| Burglary | 0 | 0 | 0 | 0 |
| Counterfeiting/Forgery | 0 | 0 | 0 | 0 |
| Destruction/Damage/Vandalism | 0 | 0 | 0 | 0 |
| Embezzlement | 0 | 0 | 0 | 0 |
| Extortion/Blackmail | 0 | 0 | 0 | 0 |
| Fraud - False Pretenses | 0 | 0 | 0 | 0 |
| Fraud - Credit Card/ATM | 0 | 0 | 0 | 0 |
| Fraud - Impersonation | 0 | 0 | 0 | 0 |
| Fraud - Welfare | 0 | 0 | 0 | 0 |
| Fraud - Wire | 0 | 0 | 0 | 0 |
| Motor Vehicle Theft | 0 | 0 | 0 | 0 |
| Robbery | 0 | 0 | 0 | 0 |
| Stolen Property Offenses | 0 | 0 | 0 | 0 |
| Theft - Pocket-picking | 0 | 0 | 0 | 0 |
| Theft - Purse Snatching | 0 | 0 | 0 | 0 |
| Theft - Shoplifting | 0 | 0 | 0 | 0 |
| Theft From Building | 0 | 0 | 0 | 0 |
| Theft From Coin Machine | 0 | 0 | 0 | 0 |
| Theft From Motor Vehicle | 0 | 0 | 0 | 0 |
| Theft of Motor Vehicle Parts | 0 | 0 | 0 | 0 |
| Theft - All Other Larceny | 0 | 0 | 0 | 0 |
| Crimes Against Society | | | | |
| Drug/Narcotic Violations | 0 | 0 | 0 | 0 |
| Drug/Narcotic Equipment Violations | 0 | 0 | 0 | 0 |
| Gambling - Betting/Wagering | 0 | 0 | 0 | 0 |
| Gambling - Operating/Promoting | 0 | 0 | 0 | 0 |
| Gambling - Equipment Violations | 0 | 0 | 0 | 0 |
| Gambling - Sports Tampering | 0 | 0 | 0 | 0 |
| Pornography/Obscene Material | 0 | 0 | 0 | 0 |
| Prostitution | 0 | 0 | 0 | 0 |
| Prostitution Assisting/Promoting | 0 | 0 | 0 | 0 |
| Weapon Law Violations | 0 | 0 | 0 | 0 |
| Total Group A Offenses | 0 | 0 | 0 | 0 |



2006 Population Estimate N/A

Offense Overview

Offense Total 0
 Number Cleared 0
 Percent Cleared 0.00 %

Group A Crimes per 100,000 population N/A

Arrest Overview

Total Arrests 0
 Adult Arrests 0
 Juvenile Arrests 0
 Unknown Age 0

Arrests per 100,000 population N/A

Average number offenses/incident 0.00

Domestic Violence Victims

| Offense | Total | Arrests |
|-------------------------|----------|----------|
| Murder | 0 | 0 |
| Aggravated Assault | 0 | 0 |
| Simple Assault | 0 | 0 |
| Intimidation | 0 | 0 |
| Stalking | 0 | 0 |
| Forcible Rape | 0 | 0 |
| Forcible Sodomy | 0 | 0 |
| Sexual Assault W/Object | 0 | 0 |
| Forcible Fondling | 0 | 0 |
| Incest | 0 | 0 |
| Statutory Rape | 0 | 0 |
| Kidnaping/Abduction | 0 | 0 |
| Total | 0 | 0 |

TIBRS Group B Arrests

| Offense | Adult | Juvenile |
|-----------------------|----------|----------|
| Bad Checks | 0 | 0 |
| Curfew/Vagrancy | 0 | 0 |
| Disorderly Conduct | 0 | 0 |
| DUI | 0 | 0 |
| Drunkenness | 0 | 0 |
| Family-Non Violent | 0 | 0 |
| Liquor Law Violations | 0 | 0 |
| Peeping Tom | 0 | 0 |
| Runaway | 0 | 0 |
| Trespass | 0 | 0 |
| All Other Offenses | 0 | 0 |
| Total Group B | 0 | 0 |

| TIBRS Group A Offenses | Offenses | | Arrests | |
|------------------------------------|----------|----------|----------|----------|
| | Reported | Cleared | Adult | Juvenile |
| Crimes Against Persons | | | | |
| Murder | 0 | 0 | 0 | 0 |
| Negligent Manslaughter | 0 | 0 | 0 | 0 |
| Kidnaping/Abduction | 0 | 0 | 0 | 0 |
| Forcible Rape | 0 | 0 | 0 | 0 |
| Forcible Sodomy | 0 | 0 | 0 | 0 |
| Sexual Assault W/Object | 0 | 0 | 0 | 0 |
| Forcible Fondling | 0 | 0 | 0 | 0 |
| Incest | 0 | 0 | 0 | 0 |
| Statutory Rape | 0 | 0 | 0 | 0 |
| Aggravated Assault | 0 | 0 | 0 | 0 |
| Simple Assault | 0 | 0 | 0 | 0 |
| Intimidation | 0 | 0 | 0 | 0 |
| Stalking | 0 | 0 | 0 | 0 |
| Crimes Against Property | | | | |
| Arson | 0 | 0 | 0 | 0 |
| Bribery | 0 | 0 | 0 | 0 |
| Burglary | 0 | 0 | 0 | 0 |
| Counterfeiting/Forgery | 0 | 0 | 0 | 0 |
| Destruction/Damage/Vandalism | 0 | 0 | 0 | 0 |
| Embezzlement | 0 | 0 | 0 | 0 |
| Extortion/Blackmail | 0 | 0 | 0 | 0 |
| Fraud - False Pretenses | 0 | 0 | 0 | 0 |
| Fraud - Credit Card/ATM | 0 | 0 | 0 | 0 |
| Fraud - Impersonation | 0 | 0 | 0 | 0 |
| Fraud - Welfare | 0 | 0 | 0 | 0 |
| Fraud - Wire | 0 | 0 | 0 | 0 |
| Motor Vehicle Theft | 0 | 0 | 0 | 0 |
| Robbery | 0 | 0 | 0 | 0 |
| Stolen Property Offenses | 0 | 0 | 0 | 0 |
| Theft - Pocket-picking | 0 | 0 | 0 | 0 |
| Theft - Purse Snatching | 0 | 0 | 0 | 0 |
| Theft - Shoplifting | 0 | 0 | 0 | 0 |
| Theft From Building | 0 | 0 | 0 | 0 |
| Theft From Coin Machine | 0 | 0 | 0 | 0 |
| Theft From Motor Vehicle | 0 | 0 | 0 | 0 |
| Theft of Motor Vehicle Parts | 0 | 0 | 0 | 0 |
| Theft - All Other Larceny | 0 | 0 | 0 | 0 |
| Crimes Against Society | | | | |
| Drug/Narcotic Violations | 0 | 0 | 0 | 0 |
| Drug/Narcotic Equipment Violations | 0 | 0 | 0 | 0 |
| Gambling - Betting/Wagering | 0 | 0 | 0 | 0 |
| Gambling - Operating/Promoting | 0 | 0 | 0 | 0 |
| Gambling - Equipment Violations | 0 | 0 | 0 | 0 |
| Gambling - Sports Tampering | 0 | 0 | 0 | 0 |
| Pornography/Obscene Material | 0 | 0 | 0 | 0 |
| Prostitution | 0 | 0 | 0 | 0 |
| Prostitution Assisting/Promoting | 0 | 0 | 0 | 0 |
| Weapon Law Violations | 0 | 0 | 0 | 0 |
| Total Group A Offenses | 0 | 0 | 0 | 0 |



| | |
|---------------------------------------|--------|
| 2006 Population Estimate | N/A |
| Offense Overview | |
| Offense Total | 0 |
| Number Cleared | 0 |
| Percent Cleared | 0.00 % |
| Group A Crimes per 100,000 population | N/A |

| | |
|----------------------------------|------|
| Arrest Overview | |
| Total Arrests | 0 |
| Adult Arrests | 0 |
| Juvenile Arrests | 0 |
| Unknown Age | 0 |
| Arrests per 100,000 population | N/A |
| Average number offenses/incident | 0.00 |

| Domestic Violence Victims | | |
|---------------------------|----------|----------|
| Offense | Total | Arrests |
| Murder | 0 | 0 |
| Aggravated Assault | 0 | 0 |
| Simple Assault | 0 | 0 |
| Intimidation | 0 | 0 |
| Stalking | 0 | 0 |
| Forcible Rape | 0 | 0 |
| Forcible Sodomy | 0 | 0 |
| Sexual Assault W/Object | 0 | 0 |
| Forcible Fondling | 0 | 0 |
| Incest | 0 | 0 |
| Statutory Rape | 0 | 0 |
| Kidnaping/Abduction | 0 | 0 |
| Total | 0 | 0 |

| TIBRS Group B Arrests | | |
|-----------------------|----------|----------|
| Offense | Adult | Juvenile |
| Bad Checks | 0 | 0 |
| Curfew/Vagrancy | 0 | 0 |
| Disorderly Conduct | 0 | 0 |
| DUI | 0 | 0 |
| Drunkenness | 0 | 0 |
| Family-Non Violent | 0 | 0 |
| Liquor Law Violations | 0 | 0 |
| Peeping Tom | 0 | 0 |
| Runaway | 0 | 0 |
| Trespass | 0 | 0 |
| All Other Offenses | 0 | 0 |
| Total Group B | 0 | 0 |

| TIBRS Group A Offenses | Offenses | | Arrests | |
|------------------------------------|----------|----------|----------|----------|
| | Reported | Cleared | Adult | Juvenile |
| Crimes Against Persons | | | | |
| Murder | 0 | 0 | 0 | 0 |
| Negligent Manslaughter | 0 | 0 | 0 | 0 |
| Kidnaping/Abduction | 0 | 0 | 0 | 0 |
| Forcible Rape | 0 | 0 | 0 | 0 |
| Forcible Sodomy | 0 | 0 | 0 | 0 |
| Sexual Assault W/Object | 0 | 0 | 0 | 0 |
| Forcible Fondling | 0 | 0 | 0 | 0 |
| Incest | 0 | 0 | 0 | 0 |
| Statutory Rape | 0 | 0 | 0 | 0 |
| Aggravated Assault | 0 | 0 | 0 | 0 |
| Simple Assault | 0 | 0 | 0 | 0 |
| Intimidation | 0 | 0 | 0 | 0 |
| Stalking | 0 | 0 | 0 | 0 |
| Crimes Against Property | | | | |
| Arson | 0 | 0 | 0 | 0 |
| Bribery | 0 | 0 | 0 | 0 |
| Burglary | 0 | 0 | 0 | 0 |
| Counterfeiting/Forgery | 0 | 0 | 0 | 0 |
| Destruction/Damage/Vandalism | 0 | 0 | 0 | 0 |
| Embezzlement | 0 | 0 | 0 | 0 |
| Extortion/Blackmail | 0 | 0 | 0 | 0 |
| Fraud - False Pretenses | 0 | 0 | 0 | 0 |
| Fraud - Credit Card/ATM | 0 | 0 | 0 | 0 |
| Fraud - Impersonation | 0 | 0 | 0 | 0 |
| Fraud - Welfare | 0 | 0 | 0 | 0 |
| Fraud - Wire | 0 | 0 | 0 | 0 |
| Motor Vehicle Theft | 0 | 0 | 0 | 0 |
| Robbery | 0 | 0 | 0 | 0 |
| Stolen Property Offenses | 0 | 0 | 0 | 0 |
| Theft - Pocket-picking | 0 | 0 | 0 | 0 |
| Theft - Purse Snatching | 0 | 0 | 0 | 0 |
| Theft - Shoplifting | 0 | 0 | 0 | 0 |
| Theft From Building | 0 | 0 | 0 | 0 |
| Theft From Coin Machine | 0 | 0 | 0 | 0 |
| Theft From Motor Vehicle | 0 | 0 | 0 | 0 |
| Theft of Motor Vehicle Parts | 0 | 0 | 0 | 0 |
| Theft - All Other Larceny | 0 | 0 | 0 | 0 |
| Crimes Against Society | | | | |
| Drug/Narcotic Violations | 0 | 0 | 0 | 0 |
| Drug/Narcotic Equipment Violations | 0 | 0 | 0 | 0 |
| Gambling - Betting/Wagering | 0 | 0 | 0 | 0 |
| Gambling - Operating/Promoting | 0 | 0 | 0 | 0 |
| Gambling - Equipment Violations | 0 | 0 | 0 | 0 |
| Gambling - Sports Tampering | 0 | 0 | 0 | 0 |
| Pornography/Obscene Material | 0 | 0 | 0 | 0 |
| Prostitution | 0 | 0 | 0 | 0 |
| Prostitution Assisting/Promoting | 0 | 0 | 0 | 0 |
| Weapon Law Violations | 0 | 0 | 0 | 0 |
| Total Group A Offenses | 0 | 0 | 0 | 0 |



Cove Lake State Park - 2007

2006 Population Estimate N/A

Offense Overview

Offense Total 1
 Number Cleared 0
 Percent Cleared 0.00 %

Group A Crimes per 100,000 population N/A

Arrest Overview

Total Arrests 0
 Adult Arrests 0
 Juvenile Arrests 0
 Unknown Age 0

Arrests per 100,000 population N/A

Average number offenses/incident 1.00

Domestic Violence Victims

| Offense | Total | Arrests |
|-------------------------|----------|----------|
| Murder | 0 | 0 |
| Aggravated Assault | 0 | 0 |
| Simple Assault | 0 | 0 |
| Intimidation | 0 | 0 |
| Stalking | 0 | 0 |
| Forcible Rape | 0 | 0 |
| Forcible Sodomy | 0 | 0 |
| Sexual Assault W/Object | 0 | 0 |
| Forcible Fondling | 0 | 0 |
| Incest | 0 | 0 |
| Statutory Rape | 0 | 0 |
| Kidnaping/Abduction | 0 | 0 |
| Total | 0 | 0 |

TIBRS Group B Arrests

| Offense | Adult | Juvenile |
|-----------------------|----------|----------|
| Bad Checks | 0 | 0 |
| Curfew/Vagrancy | 0 | 0 |
| Disorderly Conduct | 0 | 0 |
| DUI | 0 | 0 |
| Drunkenness | 0 | 0 |
| Family-Non Violent | 0 | 0 |
| Liquor Law Violations | 0 | 0 |
| Peeping Tom | 0 | 0 |
| Runaway | 0 | 0 |
| Trespass | 0 | 0 |
| All Other Offenses | 0 | 0 |
| Total Group B | 0 | 0 |

| TIBRS Group A Offenses | Offenses | | Arrests | |
|------------------------------------|----------|----------|----------|----------|
| | Reported | Cleared | Adult | Juvenile |
| Crimes Against Persons | | | | |
| Murder | 0 | 0 | 0 | 0 |
| Negligent Manslaughter | 0 | 0 | 0 | 0 |
| Kidnaping/Abduction | 0 | 0 | 0 | 0 |
| Forcible Rape | 0 | 0 | 0 | 0 |
| Forcible Sodomy | 0 | 0 | 0 | 0 |
| Sexual Assault W/Object | 0 | 0 | 0 | 0 |
| Forcible Fondling | 0 | 0 | 0 | 0 |
| Incest | 0 | 0 | 0 | 0 |
| Statutory Rape | 0 | 0 | 0 | 0 |
| Aggravated Assault | 0 | 0 | 0 | 0 |
| Simple Assault | 0 | 0 | 0 | 0 |
| Intimidation | 0 | 0 | 0 | 0 |
| Stalking | 0 | 0 | 0 | 0 |
| Crimes Against Property | | | | |
| Arson | 0 | 0 | 0 | 0 |
| Bribery | 0 | 0 | 0 | 0 |
| Burglary | 0 | 0 | 0 | 0 |
| Counterfeiting/Forgery | 0 | 0 | 0 | 0 |
| Destruction/Damage/Vandalism | 0 | 0 | 0 | 0 |
| Embezzlement | 0 | 0 | 0 | 0 |
| Extortion/Blackmail | 0 | 0 | 0 | 0 |
| Fraud - False Pretenses | 0 | 0 | 0 | 0 |
| Fraud - Credit Card/ATM | 0 | 0 | 0 | 0 |
| Fraud - Impersonation | 0 | 0 | 0 | 0 |
| Fraud - Welfare | 0 | 0 | 0 | 0 |
| Fraud - Wire | 0 | 0 | 0 | 0 |
| Motor Vehicle Theft | 0 | 0 | 0 | 0 |
| Robbery | 0 | 0 | 0 | 0 |
| Stolen Property Offenses | 0 | 0 | 0 | 0 |
| Theft - Pocket-picking | 0 | 0 | 0 | 0 |
| Theft - Purse Snatching | 0 | 0 | 0 | 0 |
| Theft - Shoplifting | 0 | 0 | 0 | 0 |
| Theft From Building | 0 | 0 | 0 | 0 |
| Theft From Coin Machine | 0 | 0 | 0 | 0 |
| Theft From Motor Vehicle | 1 | 0 | 0 | 0 |
| Theft of Motor Vehicle Parts | 0 | 0 | 0 | 0 |
| Theft - All Other Larceny | 0 | 0 | 0 | 0 |
| Crimes Against Society | | | | |
| Drug/Narcotic Violations | 0 | 0 | 0 | 0 |
| Drug/Narcotic Equipment Violations | 0 | 0 | 0 | 0 |
| Gambling - Betting/Wagering | 0 | 0 | 0 | 0 |
| Gambling - Operating/Promoting | 0 | 0 | 0 | 0 |
| Gambling - Equipment Violations | 0 | 0 | 0 | 0 |
| Gambling - Sports Tampering | 0 | 0 | 0 | 0 |
| Pornography/Obscene Material | 0 | 0 | 0 | 0 |
| Prostitution | 0 | 0 | 0 | 0 |
| Prostitution Assisting/Promoting | 0 | 0 | 0 | 0 |
| Weapon Law Violations | 0 | 0 | 0 | 0 |
| Total Group A Offenses | 1 | 0 | 0 | 0 |



Cumberland Mountain State Park - 2007

| | |
|---------------------------------------|--------|
| 2006 Population Estimate | N/A |
| Offense Overview | |
| Offense Total | 0 |
| Number Cleared | 0 |
| Percent Cleared | 0.00 % |
| Group A Crimes per 100,000 population | N/A |

| | |
|----------------------------------|------|
| Arrest Overview | |
| Total Arrests | 0 |
| Adult Arrests | 0 |
| Juvenile Arrests | 0 |
| Unknown Age | 0 |
| Arrests per 100,000 population | N/A |
| Average number offenses/incident | 0.00 |

| Domestic Violence Victims | | |
|---------------------------|----------|----------|
| Offense | Total | Arrests |
| Murder | 0 | 0 |
| Aggravated Assault | 0 | 0 |
| Simple Assault | 0 | 0 |
| Intimidation | 0 | 0 |
| Stalking | 0 | 0 |
| Forcible Rape | 0 | 0 |
| Forcible Sodomy | 0 | 0 |
| Sexual Assault W/Object | 0 | 0 |
| Forcible Fondling | 0 | 0 |
| Incest | 0 | 0 |
| Statutory Rape | 0 | 0 |
| Kidnaping/Abduction | 0 | 0 |
| Total | 0 | 0 |

| TIBRS Group B Arrests | | |
|-----------------------|----------|----------|
| Offense | Adult | Juvenile |
| Bad Checks | 0 | 0 |
| Curfew/Vagrancy | 0 | 0 |
| Disorderly Conduct | 0 | 0 |
| DUI | 0 | 0 |
| Drunkenness | 0 | 0 |
| Family-Non Violent | 0 | 0 |
| Liquor Law Violations | 0 | 0 |
| Peeping Tom | 0 | 0 |
| Runaway | 0 | 0 |
| Trespass | 0 | 0 |
| All Other Offenses | 0 | 0 |
| Total Group B | 0 | 0 |

| TIBRS Group A Offenses | Offenses | | Arrests | |
|------------------------------------|----------|----------|----------|----------|
| | Reported | Cleared | Adult | Juvenile |
| Crimes Against Persons | | | | |
| Murder | 0 | 0 | 0 | 0 |
| Negligent Manslaughter | 0 | 0 | 0 | 0 |
| Kidnaping/Abduction | 0 | 0 | 0 | 0 |
| Forcible Rape | 0 | 0 | 0 | 0 |
| Forcible Sodomy | 0 | 0 | 0 | 0 |
| Sexual Assault W/Object | 0 | 0 | 0 | 0 |
| Forcible Fondling | 0 | 0 | 0 | 0 |
| Incest | 0 | 0 | 0 | 0 |
| Statutory Rape | 0 | 0 | 0 | 0 |
| Aggravated Assault | 0 | 0 | 0 | 0 |
| Simple Assault | 0 | 0 | 0 | 0 |
| Intimidation | 0 | 0 | 0 | 0 |
| Stalking | 0 | 0 | 0 | 0 |
| Crimes Against Property | | | | |
| Arson | 0 | 0 | 0 | 0 |
| Bribery | 0 | 0 | 0 | 0 |
| Burglary | 0 | 0 | 0 | 0 |
| Counterfeiting/Forgery | 0 | 0 | 0 | 0 |
| Destruction/Damage/Vandalism | 0 | 0 | 0 | 0 |
| Embezzlement | 0 | 0 | 0 | 0 |
| Extortion/Blackmail | 0 | 0 | 0 | 0 |
| Fraud - False Pretenses | 0 | 0 | 0 | 0 |
| Fraud - Credit Card/ATM | 0 | 0 | 0 | 0 |
| Fraud - Impersonation | 0 | 0 | 0 | 0 |
| Fraud - Welfare | 0 | 0 | 0 | 0 |
| Fraud - Wire | 0 | 0 | 0 | 0 |
| Motor Vehicle Theft | 0 | 0 | 0 | 0 |
| Robbery | 0 | 0 | 0 | 0 |
| Stolen Property Offenses | 0 | 0 | 0 | 0 |
| Theft - Pocket-picking | 0 | 0 | 0 | 0 |
| Theft - Purse Snatching | 0 | 0 | 0 | 0 |
| Theft - Shoplifting | 0 | 0 | 0 | 0 |
| Theft From Building | 0 | 0 | 0 | 0 |
| Theft From Coin Machine | 0 | 0 | 0 | 0 |
| Theft From Motor Vehicle | 0 | 0 | 0 | 0 |
| Theft of Motor Vehicle Parts | 0 | 0 | 0 | 0 |
| Theft - All Other Larceny | 0 | 0 | 0 | 0 |
| Crimes Against Society | | | | |
| Drug/Narcotic Violations | 0 | 0 | 0 | 0 |
| Drug/Narcotic Equipment Violations | 0 | 0 | 0 | 0 |
| Gambling - Betting/Wagering | 0 | 0 | 0 | 0 |
| Gambling - Operating/Promoting | 0 | 0 | 0 | 0 |
| Gambling - Equipment Violations | 0 | 0 | 0 | 0 |
| Gambling - Sports Tampering | 0 | 0 | 0 | 0 |
| Pornography/Obscene Material | 0 | 0 | 0 | 0 |
| Prostitution | 0 | 0 | 0 | 0 |
| Prostitution Assisting/Promoting | 0 | 0 | 0 | 0 |
| Weapon Law Violations | 0 | 0 | 0 | 0 |
| Total Group A Offenses | 0 | 0 | 0 | 0 |



2006 Population Estimate N/A

Offense Overview

Offense Total 4
 Number Cleared 0
 Percent Cleared 0.00 %

Group A Crimes per 100,000 population N/A

Arrest Overview

Total Arrests 0
 Adult Arrests 0
 Juvenile Arrests 0
 Unknown Age 0

Arrests per 100,000 population N/A

Average number offenses/incident 1.00

Domestic Violence Victims

| Offense | Total | Arrests |
|-------------------------|----------|----------|
| Murder | 0 | 0 |
| Aggravated Assault | 0 | 0 |
| Simple Assault | 0 | 0 |
| Intimidation | 0 | 0 |
| Stalking | 0 | 0 |
| Forcible Rape | 0 | 0 |
| Forcible Sodomy | 0 | 0 |
| Sexual Assault W/Object | 0 | 0 |
| Forcible Fondling | 0 | 0 |
| Incest | 0 | 0 |
| Statutory Rape | 0 | 0 |
| Kidnaping/Abduction | 0 | 0 |
| Total | 0 | 0 |

TIBRS Group B Arrests

| Offense | Adult | Juvenile |
|-----------------------|----------|----------|
| Bad Checks | 0 | 0 |
| Curfew/Vagrancy | 0 | 0 |
| Disorderly Conduct | 0 | 0 |
| DUI | 0 | 0 |
| Drunkenness | 0 | 0 |
| Family-Non Violent | 0 | 0 |
| Liquor Law Violations | 0 | 0 |
| Peeping Tom | 0 | 0 |
| Runaway | 0 | 0 |
| Trespass | 0 | 0 |
| All Other Offenses | 0 | 0 |
| Total Group B | 0 | 0 |

| TIBRS Group A Offenses | Offenses | | Arrests | |
|------------------------------------|----------|----------|----------|----------|
| | Reported | Cleared | Adult | Juvenile |
| Crimes Against Persons | | | | |
| Murder | 0 | 0 | 0 | 0 |
| Negligent Manslaughter | 0 | 0 | 0 | 0 |
| Kidnaping/Abduction | 0 | 0 | 0 | 0 |
| Forcible Rape | 0 | 0 | 0 | 0 |
| Forcible Sodomy | 0 | 0 | 0 | 0 |
| Sexual Assault W/Object | 0 | 0 | 0 | 0 |
| Forcible Fondling | 0 | 0 | 0 | 0 |
| Incest | 0 | 0 | 0 | 0 |
| Statutory Rape | 0 | 0 | 0 | 0 |
| Aggravated Assault | 0 | 0 | 0 | 0 |
| Simple Assault | 0 | 0 | 0 | 0 |
| Intimidation | 0 | 0 | 0 | 0 |
| Stalking | 0 | 0 | 0 | 0 |
| Crimes Against Property | | | | |
| Arson | 0 | 0 | 0 | 0 |
| Bribery | 0 | 0 | 0 | 0 |
| Burglary | 0 | 0 | 0 | 0 |
| Counterfeiting/Forgery | 0 | 0 | 0 | 0 |
| Destruction/Damage/Vandalism | 3 | 0 | 0 | 0 |
| Embezzlement | 0 | 0 | 0 | 0 |
| Extortion/Blackmail | 0 | 0 | 0 | 0 |
| Fraud - False Pretenses | 0 | 0 | 0 | 0 |
| Fraud - Credit Card/ATM | 0 | 0 | 0 | 0 |
| Fraud - Impersonation | 0 | 0 | 0 | 0 |
| Fraud - Welfare | 0 | 0 | 0 | 0 |
| Fraud - Wire | 0 | 0 | 0 | 0 |
| Motor Vehicle Theft | 0 | 0 | 0 | 0 |
| Robbery | 0 | 0 | 0 | 0 |
| Stolen Property Offenses | 0 | 0 | 0 | 0 |
| Theft - Pocket-picking | 0 | 0 | 0 | 0 |
| Theft - Purse Snatching | 0 | 0 | 0 | 0 |
| Theft - Shoplifting | 0 | 0 | 0 | 0 |
| Theft From Building | 0 | 0 | 0 | 0 |
| Theft From Coin Machine | 0 | 0 | 0 | 0 |
| Theft From Motor Vehicle | 0 | 0 | 0 | 0 |
| Theft of Motor Vehicle Parts | 0 | 0 | 0 | 0 |
| Theft - All Other Larceny | 1 | 0 | 0 | 0 |
| Crimes Against Society | | | | |
| Drug/Narcotic Violations | 0 | 0 | 0 | 0 |
| Drug/Narcotic Equipment Violations | 0 | 0 | 0 | 0 |
| Gambling - Betting/Wagering | 0 | 0 | 0 | 0 |
| Gambling - Operating/Promoting | 0 | 0 | 0 | 0 |
| Gambling - Equipment Violations | 0 | 0 | 0 | 0 |
| Gambling - Sports Tampering | 0 | 0 | 0 | 0 |
| Pornography/Obscene Material | 0 | 0 | 0 | 0 |
| Prostitution | 0 | 0 | 0 | 0 |
| Prostitution Assisting/Promoting | 0 | 0 | 0 | 0 |
| Weapon Law Violations | 0 | 0 | 0 | 0 |
| Total Group A Offenses | 4 | 0 | 0 | 0 |



2006 Population Estimate N/A

Offense Overview

Offense Total 2
 Number Cleared 1
 Percent Cleared 50.00 %

Group A Crimes per 100,000 population N/A

Arrest Overview

Total Arrests 1
 Adult Arrests 1
 Juvenile Arrests 0
 Unknown Age 0

Arrests per 100,000 population N/A

Average number offenses/incident 1.00

Domestic Violence Victims

| Offense | Total | Arrests |
|-------------------------|----------|----------|
| Murder | 0 | 0 |
| Aggravated Assault | 0 | 0 |
| Simple Assault | 0 | 0 |
| Intimidation | 0 | 0 |
| Stalking | 0 | 0 |
| Forcible Rape | 0 | 0 |
| Forcible Sodomy | 0 | 0 |
| Sexual Assault W/Object | 0 | 0 |
| Forcible Fondling | 0 | 0 |
| Incest | 0 | 0 |
| Statutory Rape | 0 | 0 |
| Kidnaping/Abduction | 0 | 0 |
| Total | 0 | 0 |

TIBRS Group B Arrests

| Offense | Adult | Juvenile |
|-----------------------|----------|----------|
| Bad Checks | 0 | 0 |
| Curfew/Vagrancy | 0 | 0 |
| Disorderly Conduct | 0 | 0 |
| DUI | 0 | 0 |
| Drunkenness | 0 | 0 |
| Family-Non Violent | 0 | 0 |
| Liquor Law Violations | 0 | 0 |
| Peeping Tom | 0 | 0 |
| Runaway | 0 | 0 |
| Trespass | 0 | 0 |
| All Other Offenses | 0 | 0 |
| Total Group B | 0 | 0 |

| TIBRS Group A Offenses | Offenses | | Arrests | |
|------------------------------------|----------|----------|----------|----------|
| | Reported | Cleared | Adult | Juvenile |
| Crimes Against Persons | | | | |
| Murder | 0 | 0 | 0 | 0 |
| Negligent Manslaughter | 0 | 0 | 0 | 0 |
| Kidnaping/Abduction | 0 | 0 | 0 | 0 |
| Forcible Rape | 0 | 0 | 0 | 0 |
| Forcible Sodomy | 0 | 0 | 0 | 0 |
| Sexual Assault W/Object | 0 | 0 | 0 | 0 |
| Forcible Fondling | 0 | 0 | 0 | 0 |
| Incest | 0 | 0 | 0 | 0 |
| Statutory Rape | 0 | 0 | 0 | 0 |
| Aggravated Assault | 1 | 0 | 0 | 0 |
| Simple Assault | 0 | 0 | 0 | 0 |
| Intimidation | 0 | 0 | 0 | 0 |
| Stalking | 0 | 0 | 0 | 0 |
| Crimes Against Property | | | | |
| Arson | 0 | 0 | 0 | 0 |
| Bribery | 0 | 0 | 0 | 0 |
| Burglary | 0 | 0 | 0 | 0 |
| Counterfeiting/Forgery | 0 | 0 | 0 | 0 |
| Destruction/Damage/Vandalism | 0 | 0 | 0 | 0 |
| Embezzlement | 0 | 0 | 0 | 0 |
| Extortion/Blackmail | 0 | 0 | 0 | 0 |
| Fraud - False Pretenses | 1 | 1 | 1 | 0 |
| Fraud - Credit Card/ATM | 0 | 0 | 0 | 0 |
| Fraud - Impersonation | 0 | 0 | 0 | 0 |
| Fraud - Welfare | 0 | 0 | 0 | 0 |
| Fraud - Wire | 0 | 0 | 0 | 0 |
| Motor Vehicle Theft | 0 | 0 | 0 | 0 |
| Robbery | 0 | 0 | 0 | 0 |
| Stolen Property Offenses | 0 | 0 | 0 | 0 |
| Theft - Pocket-picking | 0 | 0 | 0 | 0 |
| Theft - Purse Snatching | 0 | 0 | 0 | 0 |
| Theft - Shoplifting | 0 | 0 | 0 | 0 |
| Theft From Building | 0 | 0 | 0 | 0 |
| Theft From Coin Machine | 0 | 0 | 0 | 0 |
| Theft From Motor Vehicle | 0 | 0 | 0 | 0 |
| Theft of Motor Vehicle Parts | 0 | 0 | 0 | 0 |
| Theft - All Other Larceny | 0 | 0 | 0 | 0 |
| Crimes Against Society | | | | |
| Drug/Narcotic Violations | 0 | 0 | 0 | 0 |
| Drug/Narcotic Equipment Violations | 0 | 0 | 0 | 0 |
| Gambling - Betting/Wagering | 0 | 0 | 0 | 0 |
| Gambling - Operating/Promoting | 0 | 0 | 0 | 0 |
| Gambling - Equipment Violations | 0 | 0 | 0 | 0 |
| Gambling - Sports Tampering | 0 | 0 | 0 | 0 |
| Pornography/Obscene Material | 0 | 0 | 0 | 0 |
| Prostitution | 0 | 0 | 0 | 0 |
| Prostitution Assisting/Promoting | 0 | 0 | 0 | 0 |
| Weapon Law Violations | 0 | 0 | 0 | 0 |
| Total Group A Offenses | 2 | 1 | 1 | 0 |



2006 Population Estimate N/A

Offense Overview

Offense Total 2
 Number Cleared 0
 Percent Cleared 0.00 %

Group A Crimes per 100,000 population N/A

Arrest Overview

Total Arrests 1
 Adult Arrests 1
 Juvenile Arrests 0
 Unknown Age 0

Arrests per 100,000 population N/A

Average number offenses/incident 1.00

Domestic Violence Victims

| Offense | Total | Arrests |
|-------------------------|----------|----------|
| Murder | 0 | 0 |
| Aggravated Assault | 0 | 0 |
| Simple Assault | 0 | 0 |
| Intimidation | 0 | 0 |
| Stalking | 0 | 0 |
| Forcible Rape | 0 | 0 |
| Forcible Sodomy | 0 | 0 |
| Sexual Assault W/Object | 0 | 0 |
| Forcible Fondling | 0 | 0 |
| Incest | 0 | 0 |
| Statutory Rape | 0 | 0 |
| Kidnaping/Abduction | 0 | 0 |
| Total | 0 | 0 |

TIBRS Group B Arrests

| Offense | Adult | Juvenile |
|-----------------------|----------|----------|
| Bad Checks | 0 | 0 |
| Curfew/Vagrancy | 0 | 0 |
| Disorderly Conduct | 0 | 0 |
| DUI | 0 | 0 |
| Drunkenness | 0 | 0 |
| Family-Non Violent | 0 | 0 |
| Liquor Law Violations | 0 | 0 |
| Peeping Tom | 0 | 0 |
| Runaway | 0 | 0 |
| Trespass | 0 | 0 |
| All Other Offenses | 1 | 0 |
| Total Group B | 1 | 0 |

| TIBRS Group A Offenses | Offenses | | Arrests | |
|------------------------------------|----------|----------|----------|----------|
| | Reported | Cleared | Adult | Juvenile |
| Crimes Against Persons | | | | |
| Murder | 0 | 0 | 0 | 0 |
| Negligent Manslaughter | 0 | 0 | 0 | 0 |
| Kidnaping/Abduction | 0 | 0 | 0 | 0 |
| Forcible Rape | 0 | 0 | 0 | 0 |
| Forcible Sodomy | 0 | 0 | 0 | 0 |
| Sexual Assault W/Object | 0 | 0 | 0 | 0 |
| Forcible Fondling | 0 | 0 | 0 | 0 |
| Incest | 0 | 0 | 0 | 0 |
| Statutory Rape | 0 | 0 | 0 | 0 |
| Aggravated Assault | 0 | 0 | 0 | 0 |
| Simple Assault | 1 | 0 | 0 | 0 |
| Intimidation | 1 | 0 | 0 | 0 |
| Stalking | 0 | 0 | 0 | 0 |
| Crimes Against Property | | | | |
| Arson | 0 | 0 | 0 | 0 |
| Bribery | 0 | 0 | 0 | 0 |
| Burglary | 0 | 0 | 0 | 0 |
| Counterfeiting/Forgery | 0 | 0 | 0 | 0 |
| Destruction/Damage/Vandalism | 0 | 0 | 0 | 0 |
| Embezzlement | 0 | 0 | 0 | 0 |
| Extortion/Blackmail | 0 | 0 | 0 | 0 |
| Fraud - False Pretenses | 0 | 0 | 0 | 0 |
| Fraud - Credit Card/ATM | 0 | 0 | 0 | 0 |
| Fraud - Impersonation | 0 | 0 | 0 | 0 |
| Fraud - Welfare | 0 | 0 | 0 | 0 |
| Fraud - Wire | 0 | 0 | 0 | 0 |
| Motor Vehicle Theft | 0 | 0 | 0 | 0 |
| Robbery | 0 | 0 | 0 | 0 |
| Stolen Property Offenses | 0 | 0 | 0 | 0 |
| Theft - Pocket-picking | 0 | 0 | 0 | 0 |
| Theft - Purse Snatching | 0 | 0 | 0 | 0 |
| Theft - Shoplifting | 0 | 0 | 0 | 0 |
| Theft From Building | 0 | 0 | 0 | 0 |
| Theft From Coin Machine | 0 | 0 | 0 | 0 |
| Theft From Motor Vehicle | 0 | 0 | 0 | 0 |
| Theft of Motor Vehicle Parts | 0 | 0 | 0 | 0 |
| Theft - All Other Larceny | 0 | 0 | 0 | 0 |
| Crimes Against Society | | | | |
| Drug/Narcotic Violations | 0 | 0 | 0 | 0 |
| Drug/Narcotic Equipment Violations | 0 | 0 | 0 | 0 |
| Gambling - Betting/Wagering | 0 | 0 | 0 | 0 |
| Gambling - Operating/Promoting | 0 | 0 | 0 | 0 |
| Gambling - Equipment Violations | 0 | 0 | 0 | 0 |
| Gambling - Sports Tampering | 0 | 0 | 0 | 0 |
| Pornography/Obscene Material | 0 | 0 | 0 | 0 |
| Prostitution | 0 | 0 | 0 | 0 |
| Prostitution Assisting/Promoting | 0 | 0 | 0 | 0 |
| Weapon Law Violations | 0 | 0 | 0 | 0 |
| Total Group A Offenses | 2 | 0 | 0 | 0 |



Dunbar Cave Natural Area - 2007

2006 Population Estimate N/A

Offense Overview

Offense Total 0
Number Cleared 0
Percent Cleared 0.00 %

Group A Crimes per 100,000 population N/A

Arrest Overview

Total Arrests 0
Adult Arrests 0
Juvenile Arrests 0
Unknown Age 0

Arrests per 100,000 population N/A

Average number offenses/incident 0.00

Domestic Violence Victims

| Offense | Total | Arrests |
|-------------------------|----------|----------|
| Murder | 0 | 0 |
| Aggravated Assault | 0 | 0 |
| Simple Assault | 0 | 0 |
| Intimidation | 0 | 0 |
| Stalking | 0 | 0 |
| Forcible Rape | 0 | 0 |
| Forcible Sodomy | 0 | 0 |
| Sexual Assault W/Object | 0 | 0 |
| Forcible Fondling | 0 | 0 |
| Incest | 0 | 0 |
| Statutory Rape | 0 | 0 |
| Kidnaping/Abduction | 0 | 0 |
| Total | 0 | 0 |

TIBRS Group B Arrests

| Offense | Adult | Juvenile |
|-----------------------|----------|----------|
| Bad Checks | 0 | 0 |
| Curfew/Vagrancy | 0 | 0 |
| Disorderly Conduct | 0 | 0 |
| DUI | 0 | 0 |
| Drunkenness | 0 | 0 |
| Family-Non Violent | 0 | 0 |
| Liquor Law Violations | 0 | 0 |
| Peeping Tom | 0 | 0 |
| Runaway | 0 | 0 |
| Trespass | 0 | 0 |
| All Other Offenses | 0 | 0 |
| Total Group B | 0 | 0 |

| TIBRS Group A Offenses | Offenses | | Arrests | |
|------------------------------------|----------|----------|----------|----------|
| | Reported | Cleared | Adult | Juvenile |
| Crimes Against Persons | | | | |
| Murder | 0 | 0 | 0 | 0 |
| Negligent Manslaughter | 0 | 0 | 0 | 0 |
| Kidnaping/Abduction | 0 | 0 | 0 | 0 |
| Forcible Rape | 0 | 0 | 0 | 0 |
| Forcible Sodomy | 0 | 0 | 0 | 0 |
| Sexual Assault W/Object | 0 | 0 | 0 | 0 |
| Forcible Fondling | 0 | 0 | 0 | 0 |
| Incest | 0 | 0 | 0 | 0 |
| Statutory Rape | 0 | 0 | 0 | 0 |
| Aggravated Assault | 0 | 0 | 0 | 0 |
| Simple Assault | 0 | 0 | 0 | 0 |
| Intimidation | 0 | 0 | 0 | 0 |
| Stalking | 0 | 0 | 0 | 0 |
| Crimes Against Property | | | | |
| Arson | 0 | 0 | 0 | 0 |
| Bribery | 0 | 0 | 0 | 0 |
| Burglary | 0 | 0 | 0 | 0 |
| Counterfeiting/Forgery | 0 | 0 | 0 | 0 |
| Destruction/Damage/Vandalism | 0 | 0 | 0 | 0 |
| Embezzlement | 0 | 0 | 0 | 0 |
| Extortion/Blackmail | 0 | 0 | 0 | 0 |
| Fraud - False Pretenses | 0 | 0 | 0 | 0 |
| Fraud - Credit Card/ATM | 0 | 0 | 0 | 0 |
| Fraud - Impersonation | 0 | 0 | 0 | 0 |
| Fraud - Welfare | 0 | 0 | 0 | 0 |
| Fraud - Wire | 0 | 0 | 0 | 0 |
| Motor Vehicle Theft | 0 | 0 | 0 | 0 |
| Robbery | 0 | 0 | 0 | 0 |
| Stolen Property Offenses | 0 | 0 | 0 | 0 |
| Theft - Pocket-picking | 0 | 0 | 0 | 0 |
| Theft - Purse Snatching | 0 | 0 | 0 | 0 |
| Theft - Shoplifting | 0 | 0 | 0 | 0 |
| Theft From Building | 0 | 0 | 0 | 0 |
| Theft From Coin Machine | 0 | 0 | 0 | 0 |
| Theft From Motor Vehicle | 0 | 0 | 0 | 0 |
| Theft of Motor Vehicle Parts | 0 | 0 | 0 | 0 |
| Theft - All Other Larceny | 0 | 0 | 0 | 0 |
| Crimes Against Society | | | | |
| Drug/Narcotic Violations | 0 | 0 | 0 | 0 |
| Drug/Narcotic Equipment Violations | 0 | 0 | 0 | 0 |
| Gambling - Betting/Wagering | 0 | 0 | 0 | 0 |
| Gambling - Operating/Promoting | 0 | 0 | 0 | 0 |
| Gambling - Equipment Violations | 0 | 0 | 0 | 0 |
| Gambling - Sports Tampering | 0 | 0 | 0 | 0 |
| Pornography/Obscene Material | 0 | 0 | 0 | 0 |
| Prostitution | 0 | 0 | 0 | 0 |
| Prostitution Assisting/Promoting | 0 | 0 | 0 | 0 |
| Weapon Law Violations | 0 | 0 | 0 | 0 |
| Total Group A Offenses | 0 | 0 | 0 | 0 |



2006 Population Estimate N/A

Offense Overview

Offense Total 0
 Number Cleared 0
 Percent Cleared 0.00 %

Group A Crimes per 100,000 population N/A

Arrest Overview

Total Arrests 0
 Adult Arrests 0
 Juvenile Arrests 0
 Unknown Age 0

Arrests per 100,000 population N/A

Average number offenses/incident 0.00

Domestic Violence Victims

| Offense | Total | Arrests |
|-------------------------|----------|----------|
| Murder | 0 | 0 |
| Aggravated Assault | 0 | 0 |
| Simple Assault | 0 | 0 |
| Intimidation | 0 | 0 |
| Stalking | 0 | 0 |
| Forcible Rape | 0 | 0 |
| Forcible Sodomy | 0 | 0 |
| Sexual Assault W/Object | 0 | 0 |
| Forcible Fondling | 0 | 0 |
| Incest | 0 | 0 |
| Statutory Rape | 0 | 0 |
| Kidnaping/Abduction | 0 | 0 |
| Total | 0 | 0 |

TIBRS Group B Arrests

| Offense | Adult | Juvenile |
|-----------------------|----------|----------|
| Bad Checks | 0 | 0 |
| Curfew/Vagrancy | 0 | 0 |
| Disorderly Conduct | 0 | 0 |
| DUI | 0 | 0 |
| Drunkenness | 0 | 0 |
| Family-Non Violent | 0 | 0 |
| Liquor Law Violations | 0 | 0 |
| Peeping Tom | 0 | 0 |
| Runaway | 0 | 0 |
| Trespass | 0 | 0 |
| All Other Offenses | 0 | 0 |
| Total Group B | 0 | 0 |

| TIBRS Group A Offenses | Offenses | | Arrests | |
|------------------------------------|----------|----------|----------|----------|
| | Reported | Cleared | Adult | Juvenile |
| Crimes Against Persons | | | | |
| Murder | 0 | 0 | 0 | 0 |
| Negligent Manslaughter | 0 | 0 | 0 | 0 |
| Kidnaping/Abduction | 0 | 0 | 0 | 0 |
| Forcible Rape | 0 | 0 | 0 | 0 |
| Forcible Sodomy | 0 | 0 | 0 | 0 |
| Sexual Assault W/Object | 0 | 0 | 0 | 0 |
| Forcible Fondling | 0 | 0 | 0 | 0 |
| Incest | 0 | 0 | 0 | 0 |
| Statutory Rape | 0 | 0 | 0 | 0 |
| Aggravated Assault | 0 | 0 | 0 | 0 |
| Simple Assault | 0 | 0 | 0 | 0 |
| Intimidation | 0 | 0 | 0 | 0 |
| Stalking | 0 | 0 | 0 | 0 |
| Crimes Against Property | | | | |
| Arson | 0 | 0 | 0 | 0 |
| Bribery | 0 | 0 | 0 | 0 |
| Burglary | 0 | 0 | 0 | 0 |
| Counterfeiting/Forgery | 0 | 0 | 0 | 0 |
| Destruction/Damage/Vandalism | 0 | 0 | 0 | 0 |
| Embezzlement | 0 | 0 | 0 | 0 |
| Extortion/Blackmail | 0 | 0 | 0 | 0 |
| Fraud - False Pretenses | 0 | 0 | 0 | 0 |
| Fraud - Credit Card/ATM | 0 | 0 | 0 | 0 |
| Fraud - Impersonation | 0 | 0 | 0 | 0 |
| Fraud - Welfare | 0 | 0 | 0 | 0 |
| Fraud - Wire | 0 | 0 | 0 | 0 |
| Motor Vehicle Theft | 0 | 0 | 0 | 0 |
| Robbery | 0 | 0 | 0 | 0 |
| Stolen Property Offenses | 0 | 0 | 0 | 0 |
| Theft - Pocket-picking | 0 | 0 | 0 | 0 |
| Theft - Purse Snatching | 0 | 0 | 0 | 0 |
| Theft - Shoplifting | 0 | 0 | 0 | 0 |
| Theft From Building | 0 | 0 | 0 | 0 |
| Theft From Coin Machine | 0 | 0 | 0 | 0 |
| Theft From Motor Vehicle | 0 | 0 | 0 | 0 |
| Theft of Motor Vehicle Parts | 0 | 0 | 0 | 0 |
| Theft - All Other Larceny | 0 | 0 | 0 | 0 |
| Crimes Against Society | | | | |
| Drug/Narcotic Violations | 0 | 0 | 0 | 0 |
| Drug/Narcotic Equipment Violations | 0 | 0 | 0 | 0 |
| Gambling - Betting/Wagering | 0 | 0 | 0 | 0 |
| Gambling - Operating/Promoting | 0 | 0 | 0 | 0 |
| Gambling - Equipment Violations | 0 | 0 | 0 | 0 |
| Gambling - Sports Tampering | 0 | 0 | 0 | 0 |
| Pornography/Obscene Material | 0 | 0 | 0 | 0 |
| Prostitution | 0 | 0 | 0 | 0 |
| Prostitution Assisting/Promoting | 0 | 0 | 0 | 0 |
| Weapon Law Violations | 0 | 0 | 0 | 0 |
| Total Group A Offenses | 0 | 0 | 0 | 0 |



2006 Population Estimate N/A

Offense Overview

Offense Total 5
 Number Cleared 1
 Percent Cleared 20.00 %

Group A Crimes per 100,000 population N/A

Arrest Overview

Total Arrests 1
 Adult Arrests 1
 Juvenile Arrests 0
 Unknown Age 0

Arrests per 100,000 population N/A

Average number offenses/incident 1.00

Domestic Violence Victims

| Offense | Total | Arrests |
|-------------------------|----------|----------|
| Murder | 0 | 0 |
| Aggravated Assault | 0 | 0 |
| Simple Assault | 0 | 0 |
| Intimidation | 0 | 0 |
| Stalking | 0 | 0 |
| Forcible Rape | 0 | 0 |
| Forcible Sodomy | 0 | 0 |
| Sexual Assault W/Object | 0 | 0 |
| Forcible Fondling | 0 | 0 |
| Incest | 0 | 0 |
| Statutory Rape | 0 | 0 |
| Kidnaping/Abduction | 0 | 0 |
| Total | 0 | 0 |

TIBRS Group B Arrests

| Offense | Adult | Juvenile |
|-----------------------|----------|----------|
| Bad Checks | 0 | 0 |
| Curfew/Vagrancy | 0 | 0 |
| Disorderly Conduct | 0 | 0 |
| DUI | 0 | 0 |
| Drunkenness | 0 | 0 |
| Family-Non Violent | 0 | 0 |
| Liquor Law Violations | 0 | 0 |
| Peeping Tom | 0 | 0 |
| Runaway | 0 | 0 |
| Trespass | 0 | 0 |
| All Other Offenses | 0 | 0 |
| Total Group B | 0 | 0 |

| TIBRS Group A Offenses | Offenses | | Arrests | |
|------------------------------------|----------|----------|----------|----------|
| | Reported | Cleared | Adult | Juvenile |
| Crimes Against Persons | | | | |
| Murder | 0 | 0 | 0 | 0 |
| Negligent Manslaughter | 0 | 0 | 0 | 0 |
| Kidnaping/Abduction | 0 | 0 | 0 | 0 |
| Forcible Rape | 0 | 0 | 0 | 0 |
| Forcible Sodomy | 0 | 0 | 0 | 0 |
| Sexual Assault W/Object | 0 | 0 | 0 | 0 |
| Forcible Fondling | 0 | 0 | 0 | 0 |
| Incest | 0 | 0 | 0 | 0 |
| Statutory Rape | 0 | 0 | 0 | 0 |
| Aggravated Assault | 0 | 0 | 0 | 0 |
| Simple Assault | 0 | 0 | 0 | 0 |
| Intimidation | 0 | 0 | 0 | 0 |
| Stalking | 0 | 0 | 0 | 0 |
| Crimes Against Property | | | | |
| Arson | 0 | 0 | 0 | 0 |
| Bribery | 0 | 0 | 0 | 0 |
| Burglary | 1 | 0 | 0 | 0 |
| Counterfeiting/Forgery | 0 | 0 | 0 | 0 |
| Destruction/Damage/Vandalism | 2 | 1 | 1 | 0 |
| Embezzlement | 0 | 0 | 0 | 0 |
| Extortion/Blackmail | 0 | 0 | 0 | 0 |
| Fraud - False Pretenses | 0 | 0 | 0 | 0 |
| Fraud - Credit Card/ATM | 0 | 0 | 0 | 0 |
| Fraud - Impersonation | 0 | 0 | 0 | 0 |
| Fraud - Welfare | 0 | 0 | 0 | 0 |
| Fraud - Wire | 0 | 0 | 0 | 0 |
| Motor Vehicle Theft | 1 | 0 | 0 | 0 |
| Robbery | 0 | 0 | 0 | 0 |
| Stolen Property Offenses | 1 | 0 | 0 | 0 |
| Theft - Pocket-picking | 0 | 0 | 0 | 0 |
| Theft - Purse Snatching | 0 | 0 | 0 | 0 |
| Theft - Shoplifting | 0 | 0 | 0 | 0 |
| Theft From Building | 0 | 0 | 0 | 0 |
| Theft From Coin Machine | 0 | 0 | 0 | 0 |
| Theft From Motor Vehicle | 0 | 0 | 0 | 0 |
| Theft of Motor Vehicle Parts | 0 | 0 | 0 | 0 |
| Theft - All Other Larceny | 0 | 0 | 0 | 0 |
| Crimes Against Society | | | | |
| Drug/Narcotic Violations | 0 | 0 | 0 | 0 |
| Drug/Narcotic Equipment Violations | 0 | 0 | 0 | 0 |
| Gambling - Betting/Wagering | 0 | 0 | 0 | 0 |
| Gambling - Operating/Promoting | 0 | 0 | 0 | 0 |
| Gambling - Equipment Violations | 0 | 0 | 0 | 0 |
| Gambling - Sports Tampering | 0 | 0 | 0 | 0 |
| Pornography/Obscene Material | 0 | 0 | 0 | 0 |
| Prostitution | 0 | 0 | 0 | 0 |
| Prostitution Assisting/Promoting | 0 | 0 | 0 | 0 |
| Weapon Law Violations | 0 | 0 | 0 | 0 |
| Total Group A Offenses | 5 | 1 | 1 | 0 |



2006 Population Estimate N/A

Offense Overview

Offense Total 1
 Number Cleared 1
 Percent Cleared 100.00 %

Group A Crimes per 100,000 population N/A

Arrest Overview

Total Arrests 2
 Adult Arrests 2
 Juvenile Arrests 0
 Unknown Age 0

Arrests per 100,000 population N/A

Average number offenses/incident 1.00

Domestic Violence Victims

| Offense | Total | Arrests |
|-------------------------|----------|----------|
| Murder | 0 | 0 |
| Aggravated Assault | 0 | 0 |
| Simple Assault | 0 | 0 |
| Intimidation | 0 | 0 |
| Stalking | 0 | 0 |
| Forcible Rape | 0 | 0 |
| Forcible Sodomy | 0 | 0 |
| Sexual Assault W/Object | 0 | 0 |
| Forcible Fondling | 0 | 0 |
| Incest | 0 | 0 |
| Statutory Rape | 0 | 0 |
| Kidnaping/Abduction | 0 | 0 |
| Total | 0 | 0 |

TIBRS Group B Arrests

| Offense | Adult | Juvenile |
|-----------------------|----------|----------|
| Bad Checks | 0 | 0 |
| Curfew/Vagrancy | 0 | 0 |
| Disorderly Conduct | 0 | 0 |
| DUI | 0 | 0 |
| Drunkenness | 1 | 0 |
| Family-Non Violent | 0 | 0 |
| Liquor Law Violations | 0 | 0 |
| Peeping Tom | 0 | 0 |
| Runaway | 0 | 0 |
| Trespass | 0 | 0 |
| All Other Offenses | 0 | 0 |
| Total Group B | 1 | 0 |

| TIBRS Group A Offenses | Offenses | | Arrests | |
|------------------------------------|----------|----------|----------|----------|
| | Reported | Cleared | Adult | Juvenile |
| Crimes Against Persons | | | | |
| Murder | 0 | 0 | 0 | 0 |
| Negligent Manslaughter | 0 | 0 | 0 | 0 |
| Kidnaping/Abduction | 0 | 0 | 0 | 0 |
| Forcible Rape | 0 | 0 | 0 | 0 |
| Forcible Sodomy | 0 | 0 | 0 | 0 |
| Sexual Assault W/Object | 0 | 0 | 0 | 0 |
| Forcible Fondling | 0 | 0 | 0 | 0 |
| Incest | 0 | 0 | 0 | 0 |
| Statutory Rape | 0 | 0 | 0 | 0 |
| Aggravated Assault | 0 | 0 | 0 | 0 |
| Simple Assault | 0 | 0 | 0 | 0 |
| Intimidation | 0 | 0 | 0 | 0 |
| Stalking | 0 | 0 | 0 | 0 |
| Crimes Against Property | | | | |
| Arson | 0 | 0 | 0 | 0 |
| Bribery | 0 | 0 | 0 | 0 |
| Burglary | 0 | 0 | 0 | 0 |
| Counterfeiting/Forgery | 0 | 0 | 0 | 0 |
| Destruction/Damage/Vandalism | 1 | 1 | 1 | 0 |
| Embezzlement | 0 | 0 | 0 | 0 |
| Extortion/Blackmail | 0 | 0 | 0 | 0 |
| Fraud - False Pretenses | 0 | 0 | 0 | 0 |
| Fraud - Credit Card/ATM | 0 | 0 | 0 | 0 |
| Fraud - Impersonation | 0 | 0 | 0 | 0 |
| Fraud - Welfare | 0 | 0 | 0 | 0 |
| Fraud - Wire | 0 | 0 | 0 | 0 |
| Motor Vehicle Theft | 0 | 0 | 0 | 0 |
| Robbery | 0 | 0 | 0 | 0 |
| Stolen Property Offenses | 0 | 0 | 0 | 0 |
| Theft - Pocket-picking | 0 | 0 | 0 | 0 |
| Theft - Purse Snatching | 0 | 0 | 0 | 0 |
| Theft - Shoplifting | 0 | 0 | 0 | 0 |
| Theft From Building | 0 | 0 | 0 | 0 |
| Theft From Coin Machine | 0 | 0 | 0 | 0 |
| Theft From Motor Vehicle | 0 | 0 | 0 | 0 |
| Theft of Motor Vehicle Parts | 0 | 0 | 0 | 0 |
| Theft - All Other Larceny | 0 | 0 | 0 | 0 |
| Crimes Against Society | | | | |
| Drug/Narcotic Violations | 0 | 0 | 0 | 0 |
| Drug/Narcotic Equipment Violations | 0 | 0 | 0 | 0 |
| Gambling - Betting/Wagering | 0 | 0 | 0 | 0 |
| Gambling - Operating/Promoting | 0 | 0 | 0 | 0 |
| Gambling - Equipment Violations | 0 | 0 | 0 | 0 |
| Gambling - Sports Tampering | 0 | 0 | 0 | 0 |
| Pornography/Obscene Material | 0 | 0 | 0 | 0 |
| Prostitution | 0 | 0 | 0 | 0 |
| Prostitution Assisting/Promoting | 0 | 0 | 0 | 0 |
| Weapon Law Violations | 0 | 0 | 0 | 0 |
| Total Group A Offenses | 1 | 1 | 1 | 0 |



2006 Population Estimate N/A

Offense Overview

Offense Total 1
 Number Cleared 0
 Percent Cleared 0.00 %

Group A Crimes per 100,000 population N/A

Arrest Overview

Total Arrests 0
 Adult Arrests 0
 Juvenile Arrests 0
 Unknown Age 0

Arrests per 100,000 population N/A

Average number offenses/incident 1.00

Domestic Violence Victims

| Offense | Total | Arrests |
|-------------------------|----------|----------|
| Murder | 0 | 0 |
| Aggravated Assault | 0 | 0 |
| Simple Assault | 0 | 0 |
| Intimidation | 0 | 0 |
| Stalking | 0 | 0 |
| Forcible Rape | 0 | 0 |
| Forcible Sodomy | 0 | 0 |
| Sexual Assault W/Object | 0 | 0 |
| Forcible Fondling | 0 | 0 |
| Incest | 0 | 0 |
| Statutory Rape | 0 | 0 |
| Kidnaping/Abduction | 0 | 0 |
| Total | 0 | 0 |

TIBRS Group B Arrests

| Offense | Adult | Juvenile |
|-----------------------|----------|----------|
| Bad Checks | 0 | 0 |
| Curfew/Vagrancy | 0 | 0 |
| Disorderly Conduct | 0 | 0 |
| DUI | 0 | 0 |
| Drunkenness | 0 | 0 |
| Family-Non Violent | 0 | 0 |
| Liquor Law Violations | 0 | 0 |
| Peeping Tom | 0 | 0 |
| Runaway | 0 | 0 |
| Trespass | 0 | 0 |
| All Other Offenses | 0 | 0 |
| Total Group B | 0 | 0 |

| TIBRS Group A Offenses | Offenses | | Arrests | |
|------------------------------------|----------|----------|----------|----------|
| | Reported | Cleared | Adult | Juvenile |
| Crimes Against Persons | | | | |
| Murder | 0 | 0 | 0 | 0 |
| Negligent Manslaughter | 0 | 0 | 0 | 0 |
| Kidnaping/Abduction | 0 | 0 | 0 | 0 |
| Forcible Rape | 0 | 0 | 0 | 0 |
| Forcible Sodomy | 0 | 0 | 0 | 0 |
| Sexual Assault W/Object | 0 | 0 | 0 | 0 |
| Forcible Fondling | 0 | 0 | 0 | 0 |
| Incest | 0 | 0 | 0 | 0 |
| Statutory Rape | 0 | 0 | 0 | 0 |
| Aggravated Assault | 0 | 0 | 0 | 0 |
| Simple Assault | 0 | 0 | 0 | 0 |
| Intimidation | 0 | 0 | 0 | 0 |
| Stalking | 0 | 0 | 0 | 0 |
| Crimes Against Property | | | | |
| Arson | 0 | 0 | 0 | 0 |
| Bribery | 0 | 0 | 0 | 0 |
| Burglary | 0 | 0 | 0 | 0 |
| Counterfeiting/Forgery | 0 | 0 | 0 | 0 |
| Destruction/Damage/Vandalism | 1 | 0 | 0 | 0 |
| Embezzlement | 0 | 0 | 0 | 0 |
| Extortion/Blackmail | 0 | 0 | 0 | 0 |
| Fraud - False Pretenses | 0 | 0 | 0 | 0 |
| Fraud - Credit Card/ATM | 0 | 0 | 0 | 0 |
| Fraud - Impersonation | 0 | 0 | 0 | 0 |
| Fraud - Welfare | 0 | 0 | 0 | 0 |
| Fraud - Wire | 0 | 0 | 0 | 0 |
| Motor Vehicle Theft | 0 | 0 | 0 | 0 |
| Robbery | 0 | 0 | 0 | 0 |
| Stolen Property Offenses | 0 | 0 | 0 | 0 |
| Theft - Pocket-picking | 0 | 0 | 0 | 0 |
| Theft - Purse Snatching | 0 | 0 | 0 | 0 |
| Theft - Shoplifting | 0 | 0 | 0 | 0 |
| Theft From Building | 0 | 0 | 0 | 0 |
| Theft From Coin Machine | 0 | 0 | 0 | 0 |
| Theft From Motor Vehicle | 0 | 0 | 0 | 0 |
| Theft of Motor Vehicle Parts | 0 | 0 | 0 | 0 |
| Theft - All Other Larceny | 0 | 0 | 0 | 0 |
| Crimes Against Society | | | | |
| Drug/Narcotic Violations | 0 | 0 | 0 | 0 |
| Drug/Narcotic Equipment Violations | 0 | 0 | 0 | 0 |
| Gambling - Betting/Wagering | 0 | 0 | 0 | 0 |
| Gambling - Operating/Promoting | 0 | 0 | 0 | 0 |
| Gambling - Equipment Violations | 0 | 0 | 0 | 0 |
| Gambling - Sports Tampering | 0 | 0 | 0 | 0 |
| Pornography/Obscene Material | 0 | 0 | 0 | 0 |
| Prostitution | 0 | 0 | 0 | 0 |
| Prostitution Assisting/Promoting | 0 | 0 | 0 | 0 |
| Weapon Law Violations | 0 | 0 | 0 | 0 |
| Total Group A Offenses | 1 | 0 | 0 | 0 |



Frozen Head Natural Area - 2007

2006 Population Estimate N/A

Offense Overview

Offense Total 0
Number Cleared 0
Percent Cleared 0.00 %

Group A Crimes per 100,000 population N/A

Arrest Overview

Total Arrests 0
Adult Arrests 0
Juvenile Arrests 0
Unknown Age 0

Arrests per 100,000 population N/A

Average number offenses/incident 0.00

Domestic Violence Victims

| Offense | Total | Arrests |
|-------------------------|----------|----------|
| Murder | 0 | 0 |
| Aggravated Assault | 0 | 0 |
| Simple Assault | 0 | 0 |
| Intimidation | 0 | 0 |
| Stalking | 0 | 0 |
| Forcible Rape | 0 | 0 |
| Forcible Sodomy | 0 | 0 |
| Sexual Assault W/Object | 0 | 0 |
| Forcible Fondling | 0 | 0 |
| Incest | 0 | 0 |
| Statutory Rape | 0 | 0 |
| Kidnaping/Abduction | 0 | 0 |
| Total | 0 | 0 |

TIBRS Group B Arrests

| Offense | Adult | Juvenile |
|-----------------------|----------|----------|
| Bad Checks | 0 | 0 |
| Curfew/Vagrancy | 0 | 0 |
| Disorderly Conduct | 0 | 0 |
| DUI | 0 | 0 |
| Drunkenness | 0 | 0 |
| Family-Non Violent | 0 | 0 |
| Liquor Law Violations | 0 | 0 |
| Peeping Tom | 0 | 0 |
| Runaway | 0 | 0 |
| Trespass | 0 | 0 |
| All Other Offenses | 0 | 0 |
| Total Group B | 0 | 0 |

| TIBRS Group A Offenses | Offenses | | Arrests | |
|------------------------------------|----------|----------|----------|----------|
| | Reported | Cleared | Adult | Juvenile |
| Crimes Against Persons | | | | |
| Murder | 0 | 0 | 0 | 0 |
| Negligent Manslaughter | 0 | 0 | 0 | 0 |
| Kidnaping/Abduction | 0 | 0 | 0 | 0 |
| Forcible Rape | 0 | 0 | 0 | 0 |
| Forcible Sodomy | 0 | 0 | 0 | 0 |
| Sexual Assault W/Object | 0 | 0 | 0 | 0 |
| Forcible Fondling | 0 | 0 | 0 | 0 |
| Incest | 0 | 0 | 0 | 0 |
| Statutory Rape | 0 | 0 | 0 | 0 |
| Aggravated Assault | 0 | 0 | 0 | 0 |
| Simple Assault | 0 | 0 | 0 | 0 |
| Intimidation | 0 | 0 | 0 | 0 |
| Stalking | 0 | 0 | 0 | 0 |
| Crimes Against Property | | | | |
| Arson | 0 | 0 | 0 | 0 |
| Bribery | 0 | 0 | 0 | 0 |
| Burglary | 0 | 0 | 0 | 0 |
| Counterfeiting/Forgery | 0 | 0 | 0 | 0 |
| Destruction/Damage/Vandalism | 0 | 0 | 0 | 0 |
| Embezzlement | 0 | 0 | 0 | 0 |
| Extortion/Blackmail | 0 | 0 | 0 | 0 |
| Fraud - False Pretenses | 0 | 0 | 0 | 0 |
| Fraud - Credit Card/ATM | 0 | 0 | 0 | 0 |
| Fraud - Impersonation | 0 | 0 | 0 | 0 |
| Fraud - Welfare | 0 | 0 | 0 | 0 |
| Fraud - Wire | 0 | 0 | 0 | 0 |
| Motor Vehicle Theft | 0 | 0 | 0 | 0 |
| Robbery | 0 | 0 | 0 | 0 |
| Stolen Property Offenses | 0 | 0 | 0 | 0 |
| Theft - Pocket-picking | 0 | 0 | 0 | 0 |
| Theft - Purse Snatching | 0 | 0 | 0 | 0 |
| Theft - Shoplifting | 0 | 0 | 0 | 0 |
| Theft From Building | 0 | 0 | 0 | 0 |
| Theft From Coin Machine | 0 | 0 | 0 | 0 |
| Theft From Motor Vehicle | 0 | 0 | 0 | 0 |
| Theft of Motor Vehicle Parts | 0 | 0 | 0 | 0 |
| Theft - All Other Larceny | 0 | 0 | 0 | 0 |
| Crimes Against Society | | | | |
| Drug/Narcotic Violations | 0 | 0 | 0 | 0 |
| Drug/Narcotic Equipment Violations | 0 | 0 | 0 | 0 |
| Gambling - Betting/Wagering | 0 | 0 | 0 | 0 |
| Gambling - Operating/Promoting | 0 | 0 | 0 | 0 |
| Gambling - Equipment Violations | 0 | 0 | 0 | 0 |
| Gambling - Sports Tampering | 0 | 0 | 0 | 0 |
| Pornography/Obscene Material | 0 | 0 | 0 | 0 |
| Prostitution | 0 | 0 | 0 | 0 |
| Prostitution Assisting/Promoting | 0 | 0 | 0 | 0 |
| Weapon Law Violations | 0 | 0 | 0 | 0 |
| Total Group A Offenses | 0 | 0 | 0 | 0 |



Harpeth Scenic River & Narrows Historic Area - 2007

2006 Population Estimate N/A

Offense Overview

Offense Total 2
Number Cleared 0
Percent Cleared 0.00 %

Group A Crimes per 100,000 population N/A

Arrest Overview

Total Arrests 0
Adult Arrests 0
Juvenile Arrests 0
Unknown Age 0

Arrests per 100,000 population N/A

Average number offenses/incident 1.00

Domestic Violence Victims

| Offense | Total | Arrests |
|-------------------------|----------|----------|
| Murder | 0 | 0 |
| Aggravated Assault | 0 | 0 |
| Simple Assault | 0 | 0 |
| Intimidation | 0 | 0 |
| Stalking | 0 | 0 |
| Forcible Rape | 0 | 0 |
| Forcible Sodomy | 0 | 0 |
| Sexual Assault W/Object | 0 | 0 |
| Forcible Fondling | 0 | 0 |
| Incest | 0 | 0 |
| Statutory Rape | 0 | 0 |
| Kidnaping/Abduction | 0 | 0 |
| Total | 0 | 0 |

TIBRS Group B Arrests

| Offense | Adult | Juvenile |
|-----------------------|----------|----------|
| Bad Checks | 0 | 0 |
| Curfew/Vagrancy | 0 | 0 |
| Disorderly Conduct | 0 | 0 |
| DUI | 0 | 0 |
| Drunkenness | 0 | 0 |
| Family-Non Violent | 0 | 0 |
| Liquor Law Violations | 0 | 0 |
| Peeping Tom | 0 | 0 |
| Runaway | 0 | 0 |
| Trespass | 0 | 0 |
| All Other Offenses | 0 | 0 |
| Total Group B | 0 | 0 |

| TIBRS Group A Offenses | Offenses | | Arrests | |
|------------------------------------|----------|----------|----------|----------|
| | Reported | Cleared | Adult | Juvenile |
| Crimes Against Persons | | | | |
| Murder | 0 | 0 | 0 | 0 |
| Negligent Manslaughter | 0 | 0 | 0 | 0 |
| Kidnaping/Abduction | 0 | 0 | 0 | 0 |
| Forcible Rape | 0 | 0 | 0 | 0 |
| Forcible Sodomy | 0 | 0 | 0 | 0 |
| Sexual Assault W/Object | 0 | 0 | 0 | 0 |
| Forcible Fondling | 0 | 0 | 0 | 0 |
| Incest | 0 | 0 | 0 | 0 |
| Statutory Rape | 0 | 0 | 0 | 0 |
| Aggravated Assault | 0 | 0 | 0 | 0 |
| Simple Assault | 0 | 0 | 0 | 0 |
| Intimidation | 0 | 0 | 0 | 0 |
| Stalking | 0 | 0 | 0 | 0 |
| Crimes Against Property | | | | |
| Arson | 0 | 0 | 0 | 0 |
| Bribery | 0 | 0 | 0 | 0 |
| Burglary | 0 | 0 | 0 | 0 |
| Counterfeiting/Forgery | 0 | 0 | 0 | 0 |
| Destruction/Damage/Vandalism | 2 | 0 | 0 | 0 |
| Embezzlement | 0 | 0 | 0 | 0 |
| Extortion/Blackmail | 0 | 0 | 0 | 0 |
| Fraud - False Pretenses | 0 | 0 | 0 | 0 |
| Fraud - Credit Card/ATM | 0 | 0 | 0 | 0 |
| Fraud - Impersonation | 0 | 0 | 0 | 0 |
| Fraud - Welfare | 0 | 0 | 0 | 0 |
| Fraud - Wire | 0 | 0 | 0 | 0 |
| Motor Vehicle Theft | 0 | 0 | 0 | 0 |
| Robbery | 0 | 0 | 0 | 0 |
| Stolen Property Offenses | 0 | 0 | 0 | 0 |
| Theft - Pocket-picking | 0 | 0 | 0 | 0 |
| Theft - Purse Snatching | 0 | 0 | 0 | 0 |
| Theft - Shoplifting | 0 | 0 | 0 | 0 |
| Theft From Building | 0 | 0 | 0 | 0 |
| Theft From Coin Machine | 0 | 0 | 0 | 0 |
| Theft From Motor Vehicle | 0 | 0 | 0 | 0 |
| Theft of Motor Vehicle Parts | 0 | 0 | 0 | 0 |
| Theft - All Other Larceny | 0 | 0 | 0 | 0 |
| Crimes Against Society | | | | |
| Drug/Narcotic Violations | 0 | 0 | 0 | 0 |
| Drug/Narcotic Equipment Violations | 0 | 0 | 0 | 0 |
| Gambling - Betting/Wagering | 0 | 0 | 0 | 0 |
| Gambling - Operating/Promoting | 0 | 0 | 0 | 0 |
| Gambling - Equipment Violations | 0 | 0 | 0 | 0 |
| Gambling - Sports Tampering | 0 | 0 | 0 | 0 |
| Pornography/Obscene Material | 0 | 0 | 0 | 0 |
| Prostitution | 0 | 0 | 0 | 0 |
| Prostitution Assisting/Promoting | 0 | 0 | 0 | 0 |
| Weapon Law Violations | 0 | 0 | 0 | 0 |
| Total Group A Offenses | 2 | 0 | 0 | 0 |



Harrison Bay State Park - 2007

2006 Population Estimate N/A

Offense Overview

Offense Total 16
Number Cleared 12
Percent Cleared 75.00 %

Group A Crimes per 100,000 population N/A

Arrest Overview

Total Arrests 24
Adult Arrests 21
Juvenile Arrests 3
Unknown Age 0

Arrests per 100,000 population N/A

Average number offenses/incident 1.23

Domestic Violence Victims

| Offense | Total | Arrests |
|-------------------------|----------|----------|
| Murder | 0 | 0 |
| Aggravated Assault | 0 | 0 |
| Simple Assault | 2 | 4 |
| Intimidation | 0 | 0 |
| Stalking | 0 | 0 |
| Forcible Rape | 0 | 0 |
| Forcible Sodomy | 0 | 0 |
| Sexual Assault W/Object | 0 | 0 |
| Forcible Fondling | 0 | 0 |
| Incest | 0 | 0 |
| Statutory Rape | 0 | 0 |
| Kidnaping/Abduction | 0 | 0 |
| Total | 2 | 4 |

TIBRS Group B Arrests

| Offense | Adult | Juvenile |
|-----------------------|----------|----------|
| Bad Checks | 0 | 0 |
| Curfew/Vagrancy | 0 | 0 |
| Disorderly Conduct | 0 | 0 |
| DUI | 1 | 0 |
| Drunkenness | 1 | 0 |
| Family-Non Violent | 0 | 0 |
| Liquor Law Violations | 4 | 0 |
| Peeping Tom | 0 | 0 |
| Runaway | 0 | 0 |
| Trespass | 0 | 0 |
| All Other Offenses | 2 | 1 |
| Total Group B | 8 | 1 |

| TIBRS Group A Offenses | Offenses | | Arrests | |
|------------------------------------|-----------|-----------|-----------|----------|
| | Reported | Cleared | Adult | Juvenile |
| Crimes Against Persons | | | | |
| Murder | 0 | 0 | 0 | 0 |
| Negligent Manslaughter | 0 | 0 | 0 | 0 |
| Kidnaping/Abduction | 0 | 0 | 0 | 0 |
| Forcible Rape | 0 | 0 | 0 | 0 |
| Forcible Sodomy | 0 | 0 | 0 | 0 |
| Sexual Assault W/Object | 0 | 0 | 0 | 0 |
| Forcible Fondling | 0 | 0 | 0 | 0 |
| Incest | 0 | 0 | 0 | 0 |
| Statutory Rape | 0 | 0 | 0 | 0 |
| Aggravated Assault | 1 | 1 | 2 | 0 |
| Simple Assault | 2 | 2 | 4 | 0 |
| Intimidation | 0 | 0 | 0 | 0 |
| Stalking | 0 | 0 | 0 | 0 |
| Crimes Against Property | | | | |
| Arson | 0 | 0 | 0 | 0 |
| Bribery | 0 | 0 | 0 | 0 |
| Burglary | 1 | 0 | 0 | 0 |
| Counterfeiting/Forgery | 0 | 0 | 0 | 0 |
| Destruction/Damage/Vandalism | 0 | 0 | 0 | 0 |
| Embezzlement | 0 | 0 | 0 | 0 |
| Extortion/Blackmail | 0 | 0 | 0 | 0 |
| Fraud - False Pretenses | 0 | 0 | 0 | 0 |
| Fraud - Credit Card/ATM | 0 | 0 | 0 | 0 |
| Fraud - Impersonation | 0 | 0 | 0 | 0 |
| Fraud - Welfare | 0 | 0 | 0 | 0 |
| Fraud - Wire | 0 | 0 | 0 | 0 |
| Motor Vehicle Theft | 0 | 0 | 0 | 0 |
| Robbery | 0 | 0 | 0 | 0 |
| Stolen Property Offenses | 0 | 0 | 0 | 0 |
| Theft - Pocket-picking | 0 | 0 | 0 | 0 |
| Theft - Purse Snatching | 0 | 0 | 0 | 0 |
| Theft - Shoplifting | 0 | 0 | 0 | 0 |
| Theft From Building | 0 | 0 | 0 | 0 |
| Theft From Coin Machine | 0 | 0 | 0 | 0 |
| Theft From Motor Vehicle | 4 | 1 | 1 | 0 |
| Theft of Motor Vehicle Parts | 0 | 0 | 0 | 0 |
| Theft - All Other Larceny | 0 | 0 | 0 | 0 |
| Crimes Against Society | | | | |
| Drug/Narcotic Violations | 4 | 4 | 3 | 2 |
| Drug/Narcotic Equipment Violations | 4 | 4 | 3 | 0 |
| Gambling - Betting/Wagering | 0 | 0 | 0 | 0 |
| Gambling - Operating/Promoting | 0 | 0 | 0 | 0 |
| Gambling - Equipment Violations | 0 | 0 | 0 | 0 |
| Gambling - Sports Tampering | 0 | 0 | 0 | 0 |
| Pornography/Obscene Material | 0 | 0 | 0 | 0 |
| Prostitution | 0 | 0 | 0 | 0 |
| Prostitution Assisting/Promoting | 0 | 0 | 0 | 0 |
| Weapon Law Violations | 0 | 0 | 0 | 0 |
| Total Group A Offenses | 16 | 12 | 13 | 2 |



Henry Horton State Park - 2007

2006 Population Estimate N/A

Offense Overview

Offense Total 2
Number Cleared 0
Percent Cleared 0.00 %

Group A Crimes per 100,000 population N/A

Arrest Overview

Total Arrests 0
Adult Arrests 0
Juvenile Arrests 0
Unknown Age 0

Arrests per 100,000 population N/A

Average number offenses/incident 1.00

Domestic Violence Victims

| Offense | Total | Arrests |
|-------------------------|----------|----------|
| Murder | 0 | 0 |
| Aggravated Assault | 0 | 0 |
| Simple Assault | 0 | 0 |
| Intimidation | 0 | 0 |
| Stalking | 0 | 0 |
| Forcible Rape | 0 | 0 |
| Forcible Sodomy | 0 | 0 |
| Sexual Assault W/Object | 0 | 0 |
| Forcible Fondling | 0 | 0 |
| Incest | 0 | 0 |
| Statutory Rape | 0 | 0 |
| Kidnaping/Abduction | 0 | 0 |
| Total | 0 | 0 |

TIBRS Group B Arrests

| Offense | Adult | Juvenile |
|-----------------------|----------|----------|
| Bad Checks | 0 | 0 |
| Curfew/Vagrancy | 0 | 0 |
| Disorderly Conduct | 0 | 0 |
| DUI | 0 | 0 |
| Drunkenness | 0 | 0 |
| Family-Non Violent | 0 | 0 |
| Liquor Law Violations | 0 | 0 |
| Peeping Tom | 0 | 0 |
| Runaway | 0 | 0 |
| Trespass | 0 | 0 |
| All Other Offenses | 0 | 0 |
| Total Group B | 0 | 0 |

| TIBRS Group A Offenses | Offenses | | Arrests | |
|------------------------------------|----------|----------|----------|----------|
| | Reported | Cleared | Adult | Juvenile |
| Crimes Against Persons | | | | |
| Murder | 0 | 0 | 0 | 0 |
| Negligent Manslaughter | 0 | 0 | 0 | 0 |
| Kidnaping/Abduction | 0 | 0 | 0 | 0 |
| Forcible Rape | 0 | 0 | 0 | 0 |
| Forcible Sodomy | 0 | 0 | 0 | 0 |
| Sexual Assault W/Object | 0 | 0 | 0 | 0 |
| Forcible Fondling | 0 | 0 | 0 | 0 |
| Incest | 0 | 0 | 0 | 0 |
| Statutory Rape | 0 | 0 | 0 | 0 |
| Aggravated Assault | 0 | 0 | 0 | 0 |
| Simple Assault | 0 | 0 | 0 | 0 |
| Intimidation | 0 | 0 | 0 | 0 |
| Stalking | 0 | 0 | 0 | 0 |
| Crimes Against Property | | | | |
| Arson | 0 | 0 | 0 | 0 |
| Bribery | 0 | 0 | 0 | 0 |
| Burglary | 0 | 0 | 0 | 0 |
| Counterfeiting/Forgery | 0 | 0 | 0 | 0 |
| Destruction/Damage/Vandalism | 0 | 0 | 0 | 0 |
| Embezzlement | 0 | 0 | 0 | 0 |
| Extortion/Blackmail | 0 | 0 | 0 | 0 |
| Fraud - False Pretenses | 0 | 0 | 0 | 0 |
| Fraud - Credit Card/ATM | 0 | 0 | 0 | 0 |
| Fraud - Impersonation | 0 | 0 | 0 | 0 |
| Fraud - Welfare | 0 | 0 | 0 | 0 |
| Fraud - Wire | 0 | 0 | 0 | 0 |
| Motor Vehicle Theft | 0 | 0 | 0 | 0 |
| Robbery | 0 | 0 | 0 | 0 |
| Stolen Property Offenses | 0 | 0 | 0 | 0 |
| Theft - Pocket-picking | 0 | 0 | 0 | 0 |
| Theft - Purse Snatching | 0 | 0 | 0 | 0 |
| Theft - Shoplifting | 0 | 0 | 0 | 0 |
| Theft From Building | 0 | 0 | 0 | 0 |
| Theft From Coin Machine | 1 | 0 | 0 | 0 |
| Theft From Motor Vehicle | 0 | 0 | 0 | 0 |
| Theft of Motor Vehicle Parts | 1 | 0 | 0 | 0 |
| Theft - All Other Larceny | 0 | 0 | 0 | 0 |
| Crimes Against Society | | | | |
| Drug/Narcotic Violations | 0 | 0 | 0 | 0 |
| Drug/Narcotic Equipment Violations | 0 | 0 | 0 | 0 |
| Gambling - Betting/Wagering | 0 | 0 | 0 | 0 |
| Gambling - Operating/Promoting | 0 | 0 | 0 | 0 |
| Gambling - Equipment Violations | 0 | 0 | 0 | 0 |
| Gambling - Sports Tampering | 0 | 0 | 0 | 0 |
| Pornography/Obscene Material | 0 | 0 | 0 | 0 |
| Prostitution | 0 | 0 | 0 | 0 |
| Prostitution Assisting/Promoting | 0 | 0 | 0 | 0 |
| Weapon Law Violations | 0 | 0 | 0 | 0 |
| Total Group A Offenses | 2 | 0 | 0 | 0 |



2006 Population Estimate N/A

Offense Overview

Offense Total 1
Number Cleared 0
Percent Cleared 0.00 %

Group A Crimes per 100,000 population N/A

Arrest Overview

Total Arrests 0
Adult Arrests 0
Juvenile Arrests 0
Unknown Age 0

Arrests per 100,000 population N/A

Average number offenses/incident 1.00

Domestic Violence Victims

| Offense | Total | Arrests |
|-------------------------|----------|----------|
| Murder | 0 | 0 |
| Aggravated Assault | 0 | 0 |
| Simple Assault | 0 | 0 |
| Intimidation | 0 | 0 |
| Stalking | 0 | 0 |
| Forcible Rape | 0 | 0 |
| Forcible Sodomy | 0 | 0 |
| Sexual Assault W/Object | 0 | 0 |
| Forcible Fondling | 0 | 0 |
| Incest | 0 | 0 |
| Statutory Rape | 0 | 0 |
| Kidnaping/Abduction | 0 | 0 |
| Total | 0 | 0 |

TIBRS Group B Arrests

| Offense | Adult | Juvenile |
|-----------------------|----------|----------|
| Bad Checks | 0 | 0 |
| Curfew/Vagrancy | 0 | 0 |
| Disorderly Conduct | 0 | 0 |
| DUI | 0 | 0 |
| Drunkenness | 0 | 0 |
| Family-Non Violent | 0 | 0 |
| Liquor Law Violations | 0 | 0 |
| Peeping Tom | 0 | 0 |
| Runaway | 0 | 0 |
| Trespass | 0 | 0 |
| All Other Offenses | 0 | 0 |
| Total Group B | 0 | 0 |

| TIBRS Group A Offenses | Offenses | | Arrests | |
|------------------------------------|----------|----------|----------|----------|
| | Reported | Cleared | Adult | Juvenile |
| Crimes Against Persons | | | | |
| Murder | 0 | 0 | 0 | 0 |
| Negligent Manslaughter | 0 | 0 | 0 | 0 |
| Kidnaping/Abduction | 0 | 0 | 0 | 0 |
| Forcible Rape | 0 | 0 | 0 | 0 |
| Forcible Sodomy | 0 | 0 | 0 | 0 |
| Sexual Assault W/Object | 0 | 0 | 0 | 0 |
| Forcible Fondling | 0 | 0 | 0 | 0 |
| Incest | 0 | 0 | 0 | 0 |
| Statutory Rape | 0 | 0 | 0 | 0 |
| Aggravated Assault | 0 | 0 | 0 | 0 |
| Simple Assault | 0 | 0 | 0 | 0 |
| Intimidation | 0 | 0 | 0 | 0 |
| Stalking | 0 | 0 | 0 | 0 |
| Crimes Against Property | | | | |
| Arson | 0 | 0 | 0 | 0 |
| Bribery | 0 | 0 | 0 | 0 |
| Burglary | 0 | 0 | 0 | 0 |
| Counterfeiting/Forgery | 0 | 0 | 0 | 0 |
| Destruction/Damage/Vandalism | 0 | 0 | 0 | 0 |
| Embezzlement | 0 | 0 | 0 | 0 |
| Extortion/Blackmail | 0 | 0 | 0 | 0 |
| Fraud - False Pretenses | 0 | 0 | 0 | 0 |
| Fraud - Credit Card/ATM | 0 | 0 | 0 | 0 |
| Fraud - Impersonation | 0 | 0 | 0 | 0 |
| Fraud - Welfare | 0 | 0 | 0 | 0 |
| Fraud - Wire | 0 | 0 | 0 | 0 |
| Motor Vehicle Theft | 0 | 0 | 0 | 0 |
| Robbery | 0 | 0 | 0 | 0 |
| Stolen Property Offenses | 0 | 0 | 0 | 0 |
| Theft - Pocket-picking | 0 | 0 | 0 | 0 |
| Theft - Purse Snatching | 0 | 0 | 0 | 0 |
| Theft - Shoplifting | 0 | 0 | 0 | 0 |
| Theft From Building | 0 | 0 | 0 | 0 |
| Theft From Coin Machine | 1 | 0 | 0 | 0 |
| Theft From Motor Vehicle | 0 | 0 | 0 | 0 |
| Theft of Motor Vehicle Parts | 0 | 0 | 0 | 0 |
| Theft - All Other Larceny | 0 | 0 | 0 | 0 |
| Crimes Against Society | | | | |
| Drug/Narcotic Violations | 0 | 0 | 0 | 0 |
| Drug/Narcotic Equipment Violations | 0 | 0 | 0 | 0 |
| Gambling - Betting/Wagering | 0 | 0 | 0 | 0 |
| Gambling - Operating/Promoting | 0 | 0 | 0 | 0 |
| Gambling - Equipment Violations | 0 | 0 | 0 | 0 |
| Gambling - Sports Tampering | 0 | 0 | 0 | 0 |
| Pornography/Obscene Material | 0 | 0 | 0 | 0 |
| Prostitution | 0 | 0 | 0 | 0 |
| Prostitution Assisting/Promoting | 0 | 0 | 0 | 0 |
| Weapon Law Violations | 0 | 0 | 0 | 0 |
| Total Group A Offenses | 1 | 0 | 0 | 0 |



| | |
|---------------------------------------|--------|
| 2006 Population Estimate | N/A |
| Offense Overview | |
| Offense Total | 2 |
| Number Cleared | 0 |
| Percent Cleared | 0.00 % |
| Group A Crimes per 100,000 population | N/A |
| Arrest Overview | |
| Total Arrests | 0 |
| Adult Arrests | 0 |
| Juvenile Arrests | 0 |
| Unknown Age | 0 |
| Arrests per 100,000 population | N/A |
| Average number offenses/incident | 1.00 |

| Domestic Violence Victims | | |
|---------------------------|----------|----------|
| Offense | Total | Arrests |
| Murder | 0 | 0 |
| Aggravated Assault | 0 | 0 |
| Simple Assault | 0 | 0 |
| Intimidation | 0 | 0 |
| Stalking | 0 | 0 |
| Forcible Rape | 0 | 0 |
| Forcible Sodomy | 0 | 0 |
| Sexual Assault W/Object | 0 | 0 |
| Forcible Fondling | 0 | 0 |
| Incest | 0 | 0 |
| Statutory Rape | 0 | 0 |
| Kidnaping/Abduction | 0 | 0 |
| Total | 0 | 0 |

| TIBRS Group B Arrests | | |
|-----------------------|----------|----------|
| Offense | Adult | Juvenile |
| Bad Checks | 0 | 0 |
| Curfew/Vagrancy | 0 | 0 |
| Disorderly Conduct | 0 | 0 |
| DUI | 0 | 0 |
| Drunkenness | 0 | 0 |
| Family-Non Violent | 0 | 0 |
| Liquor Law Violations | 0 | 0 |
| Peeping Tom | 0 | 0 |
| Runaway | 0 | 0 |
| Trespass | 0 | 0 |
| All Other Offenses | 0 | 0 |
| Total Group B | 0 | 0 |

| TIBRS Group A Offenses | Offenses | | Arrests | |
|------------------------------------|----------|----------|----------|----------|
| | Reported | Cleared | Adult | Juvenile |
| Crimes Against Persons | | | | |
| Murder | 0 | 0 | 0 | 0 |
| Negligent Manslaughter | 0 | 0 | 0 | 0 |
| Kidnaping/Abduction | 0 | 0 | 0 | 0 |
| Forcible Rape | 0 | 0 | 0 | 0 |
| Forcible Sodomy | 0 | 0 | 0 | 0 |
| Sexual Assault W/Object | 0 | 0 | 0 | 0 |
| Forcible Fondling | 0 | 0 | 0 | 0 |
| Incest | 0 | 0 | 0 | 0 |
| Statutory Rape | 0 | 0 | 0 | 0 |
| Aggravated Assault | 0 | 0 | 0 | 0 |
| Simple Assault | 0 | 0 | 0 | 0 |
| Intimidation | 0 | 0 | 0 | 0 |
| Stalking | 0 | 0 | 0 | 0 |
| Crimes Against Property | | | | |
| Arson | 0 | 0 | 0 | 0 |
| Bribery | 0 | 0 | 0 | 0 |
| Burglary | 0 | 0 | 0 | 0 |
| Counterfeiting/Forgery | 0 | 0 | 0 | 0 |
| Destruction/Damage/Vandalism | 0 | 0 | 0 | 0 |
| Embezzlement | 0 | 0 | 0 | 0 |
| Extortion/Blackmail | 0 | 0 | 0 | 0 |
| Fraud - False Pretenses | 0 | 0 | 0 | 0 |
| Fraud - Credit Card/ATM | 0 | 0 | 0 | 0 |
| Fraud - Impersonation | 0 | 0 | 0 | 0 |
| Fraud - Welfare | 0 | 0 | 0 | 0 |
| Fraud - Wire | 0 | 0 | 0 | 0 |
| Motor Vehicle Theft | 0 | 0 | 0 | 0 |
| Robbery | 0 | 0 | 0 | 0 |
| Stolen Property Offenses | 0 | 0 | 0 | 0 |
| Theft - Pocket-picking | 0 | 0 | 0 | 0 |
| Theft - Purse Snatching | 0 | 0 | 0 | 0 |
| Theft - Shoplifting | 0 | 0 | 0 | 0 |
| Theft From Building | 0 | 0 | 0 | 0 |
| Theft From Coin Machine | 0 | 0 | 0 | 0 |
| Theft From Motor Vehicle | 2 | 0 | 0 | 0 |
| Theft of Motor Vehicle Parts | 0 | 0 | 0 | 0 |
| Theft - All Other Larceny | 0 | 0 | 0 | 0 |
| Crimes Against Society | | | | |
| Drug/Narcotic Violations | 0 | 0 | 0 | 0 |
| Drug/Narcotic Equipment Violations | 0 | 0 | 0 | 0 |
| Gambling - Betting/Wagering | 0 | 0 | 0 | 0 |
| Gambling - Operating/Promoting | 0 | 0 | 0 | 0 |
| Gambling - Equipment Violations | 0 | 0 | 0 | 0 |
| Gambling - Sports Tampering | 0 | 0 | 0 | 0 |
| Pornography/Obscene Material | 0 | 0 | 0 | 0 |
| Prostitution | 0 | 0 | 0 | 0 |
| Prostitution Assisting/Promoting | 0 | 0 | 0 | 0 |
| Weapon Law Violations | 0 | 0 | 0 | 0 |
| Total Group A Offenses | 2 | 0 | 0 | 0 |



Johnsonville State Park - 2007

| | |
|---------------------------------------|--------|
| 2006 Population Estimate | N/A |
| Offense Overview | |
| Offense Total | 0 |
| Number Cleared | 0 |
| Percent Cleared | 0.00 % |
| Group A Crimes per 100,000 population | N/A |

| | |
|----------------------------------|------|
| Arrest Overview | |
| Total Arrests | 0 |
| Adult Arrests | 0 |
| Juvenile Arrests | 0 |
| Unknown Age | 0 |
| Arrests per 100,000 population | N/A |
| Average number offenses/incident | 0.00 |

| Domestic Violence Victims | | |
|---------------------------|----------|----------|
| Offense | Total | Arrests |
| Murder | 0 | 0 |
| Aggravated Assault | 0 | 0 |
| Simple Assault | 0 | 0 |
| Intimidation | 0 | 0 |
| Stalking | 0 | 0 |
| Forcible Rape | 0 | 0 |
| Forcible Sodomy | 0 | 0 |
| Sexual Assault W/Object | 0 | 0 |
| Forcible Fondling | 0 | 0 |
| Incest | 0 | 0 |
| Statutory Rape | 0 | 0 |
| Kidnaping/Abduction | 0 | 0 |
| Total | 0 | 0 |

| TIBRS Group B Arrests | | |
|-----------------------|----------|----------|
| Offense | Adult | Juvenile |
| Bad Checks | 0 | 0 |
| Curfew/Vagrancy | 0 | 0 |
| Disorderly Conduct | 0 | 0 |
| DUI | 0 | 0 |
| Drunkenness | 0 | 0 |
| Family-Non Violent | 0 | 0 |
| Liquor Law Violations | 0 | 0 |
| Peeping Tom | 0 | 0 |
| Runaway | 0 | 0 |
| Trespass | 0 | 0 |
| All Other Offenses | 0 | 0 |
| Total Group B | 0 | 0 |

| TIBRS Group A Offenses | Offenses | | Arrests | |
|------------------------------------|----------|----------|----------|----------|
| | Reported | Cleared | Adult | Juvenile |
| Crimes Against Persons | | | | |
| Murder | 0 | 0 | 0 | 0 |
| Negligent Manslaughter | 0 | 0 | 0 | 0 |
| Kidnaping/Abduction | 0 | 0 | 0 | 0 |
| Forcible Rape | 0 | 0 | 0 | 0 |
| Forcible Sodomy | 0 | 0 | 0 | 0 |
| Sexual Assault W/Object | 0 | 0 | 0 | 0 |
| Forcible Fondling | 0 | 0 | 0 | 0 |
| Incest | 0 | 0 | 0 | 0 |
| Statutory Rape | 0 | 0 | 0 | 0 |
| Aggravated Assault | 0 | 0 | 0 | 0 |
| Simple Assault | 0 | 0 | 0 | 0 |
| Intimidation | 0 | 0 | 0 | 0 |
| Stalking | 0 | 0 | 0 | 0 |
| Crimes Against Property | | | | |
| Arson | 0 | 0 | 0 | 0 |
| Bribery | 0 | 0 | 0 | 0 |
| Burglary | 0 | 0 | 0 | 0 |
| Counterfeiting/Forgery | 0 | 0 | 0 | 0 |
| Destruction/Damage/Vandalism | 0 | 0 | 0 | 0 |
| Embezzlement | 0 | 0 | 0 | 0 |
| Extortion/Blackmail | 0 | 0 | 0 | 0 |
| Fraud - False Pretenses | 0 | 0 | 0 | 0 |
| Fraud - Credit Card/ATM | 0 | 0 | 0 | 0 |
| Fraud - Impersonation | 0 | 0 | 0 | 0 |
| Fraud - Welfare | 0 | 0 | 0 | 0 |
| Fraud - Wire | 0 | 0 | 0 | 0 |
| Motor Vehicle Theft | 0 | 0 | 0 | 0 |
| Robbery | 0 | 0 | 0 | 0 |
| Stolen Property Offenses | 0 | 0 | 0 | 0 |
| Theft - Pocket-picking | 0 | 0 | 0 | 0 |
| Theft - Purse Snatching | 0 | 0 | 0 | 0 |
| Theft - Shoplifting | 0 | 0 | 0 | 0 |
| Theft From Building | 0 | 0 | 0 | 0 |
| Theft From Coin Machine | 0 | 0 | 0 | 0 |
| Theft From Motor Vehicle | 0 | 0 | 0 | 0 |
| Theft of Motor Vehicle Parts | 0 | 0 | 0 | 0 |
| Theft - All Other Larceny | 0 | 0 | 0 | 0 |
| Crimes Against Society | | | | |
| Drug/Narcotic Violations | 0 | 0 | 0 | 0 |
| Drug/Narcotic Equipment Violations | 0 | 0 | 0 | 0 |
| Gambling - Betting/Wagering | 0 | 0 | 0 | 0 |
| Gambling - Operating/Promoting | 0 | 0 | 0 | 0 |
| Gambling - Equipment Violations | 0 | 0 | 0 | 0 |
| Gambling - Sports Tampering | 0 | 0 | 0 | 0 |
| Pornography/Obscene Material | 0 | 0 | 0 | 0 |
| Prostitution | 0 | 0 | 0 | 0 |
| Prostitution Assisting/Promoting | 0 | 0 | 0 | 0 |
| Weapon Law Violations | 0 | 0 | 0 | 0 |
| Total Group A Offenses | 0 | 0 | 0 | 0 |



Long Hunter State Park - 2007

2006 Population Estimate N/A

Offense Overview

Offense Total 0
Number Cleared 0
Percent Cleared 0.00 %

Group A Crimes per 100,000 population N/A

Arrest Overview

Total Arrests 0
Adult Arrests 0
Juvenile Arrests 0
Unknown Age 0

Arrests per 100,000 population N/A

Average number offenses/incident 0.00

Domestic Violence Victims

| Offense | Total | Arrests |
|-------------------------|----------|----------|
| Murder | 0 | 0 |
| Aggravated Assault | 0 | 0 |
| Simple Assault | 0 | 0 |
| Intimidation | 0 | 0 |
| Stalking | 0 | 0 |
| Forcible Rape | 0 | 0 |
| Forcible Sodomy | 0 | 0 |
| Sexual Assault W/Object | 0 | 0 |
| Forcible Fondling | 0 | 0 |
| Incest | 0 | 0 |
| Statutory Rape | 0 | 0 |
| Kidnaping/Abduction | 0 | 0 |
| Total | 0 | 0 |

TIBRS Group B Arrests

| Offense | Adult | Juvenile |
|-----------------------|----------|----------|
| Bad Checks | 0 | 0 |
| Curfew/Vagrancy | 0 | 0 |
| Disorderly Conduct | 0 | 0 |
| DUI | 0 | 0 |
| Drunkenness | 0 | 0 |
| Family-Non Violent | 0 | 0 |
| Liquor Law Violations | 0 | 0 |
| Peeping Tom | 0 | 0 |
| Runaway | 0 | 0 |
| Trespass | 0 | 0 |
| All Other Offenses | 0 | 0 |
| Total Group B | 0 | 0 |

| TIBRS Group A Offenses | Offenses | | Arrests | |
|------------------------------------|----------|----------|----------|----------|
| | Reported | Cleared | Adult | Juvenile |
| Crimes Against Persons | | | | |
| Murder | 0 | 0 | 0 | 0 |
| Negligent Manslaughter | 0 | 0 | 0 | 0 |
| Kidnaping/Abduction | 0 | 0 | 0 | 0 |
| Forcible Rape | 0 | 0 | 0 | 0 |
| Forcible Sodomy | 0 | 0 | 0 | 0 |
| Sexual Assault W/Object | 0 | 0 | 0 | 0 |
| Forcible Fondling | 0 | 0 | 0 | 0 |
| Incest | 0 | 0 | 0 | 0 |
| Statutory Rape | 0 | 0 | 0 | 0 |
| Aggravated Assault | 0 | 0 | 0 | 0 |
| Simple Assault | 0 | 0 | 0 | 0 |
| Intimidation | 0 | 0 | 0 | 0 |
| Stalking | 0 | 0 | 0 | 0 |
| Crimes Against Property | | | | |
| Arson | 0 | 0 | 0 | 0 |
| Bribery | 0 | 0 | 0 | 0 |
| Burglary | 0 | 0 | 0 | 0 |
| Counterfeiting/Forgery | 0 | 0 | 0 | 0 |
| Destruction/Damage/Vandalism | 0 | 0 | 0 | 0 |
| Embezzlement | 0 | 0 | 0 | 0 |
| Extortion/Blackmail | 0 | 0 | 0 | 0 |
| Fraud - False Pretenses | 0 | 0 | 0 | 0 |
| Fraud - Credit Card/ATM | 0 | 0 | 0 | 0 |
| Fraud - Impersonation | 0 | 0 | 0 | 0 |
| Fraud - Welfare | 0 | 0 | 0 | 0 |
| Fraud - Wire | 0 | 0 | 0 | 0 |
| Motor Vehicle Theft | 0 | 0 | 0 | 0 |
| Robbery | 0 | 0 | 0 | 0 |
| Stolen Property Offenses | 0 | 0 | 0 | 0 |
| Theft - Pocket-picking | 0 | 0 | 0 | 0 |
| Theft - Purse Snatching | 0 | 0 | 0 | 0 |
| Theft - Shoplifting | 0 | 0 | 0 | 0 |
| Theft From Building | 0 | 0 | 0 | 0 |
| Theft From Coin Machine | 0 | 0 | 0 | 0 |
| Theft From Motor Vehicle | 0 | 0 | 0 | 0 |
| Theft of Motor Vehicle Parts | 0 | 0 | 0 | 0 |
| Theft - All Other Larceny | 0 | 0 | 0 | 0 |
| Crimes Against Society | | | | |
| Drug/Narcotic Violations | 0 | 0 | 0 | 0 |
| Drug/Narcotic Equipment Violations | 0 | 0 | 0 | 0 |
| Gambling - Betting/Wagering | 0 | 0 | 0 | 0 |
| Gambling - Operating/Promoting | 0 | 0 | 0 | 0 |
| Gambling - Equipment Violations | 0 | 0 | 0 | 0 |
| Gambling - Sports Tampering | 0 | 0 | 0 | 0 |
| Pornography/Obscene Material | 0 | 0 | 0 | 0 |
| Prostitution | 0 | 0 | 0 | 0 |
| Prostitution Assisting/Promoting | 0 | 0 | 0 | 0 |
| Weapon Law Violations | 0 | 0 | 0 | 0 |
| Total Group A Offenses | 0 | 0 | 0 | 0 |



| | |
|---------------------------------------|--------|
| 2006 Population Estimate | N/A |
| Offense Overview | |
| Offense Total | 3 |
| Number Cleared | 0 |
| Percent Cleared | 0.00 % |
| Group A Crimes per 100,000 population | N/A |

| | |
|----------------------------------|------|
| Arrest Overview | |
| Total Arrests | 0 |
| Adult Arrests | 0 |
| Juvenile Arrests | 0 |
| Unknown Age | 0 |
| Arrests per 100,000 population | N/A |
| Average number offenses/incident | 1.00 |

| Domestic Violence Victims | | |
|---------------------------|----------|----------|
| Offense | Total | Arrests |
| Murder | 0 | 0 |
| Aggravated Assault | 0 | 0 |
| Simple Assault | 0 | 0 |
| Intimidation | 0 | 0 |
| Stalking | 0 | 0 |
| Forcible Rape | 0 | 0 |
| Forcible Sodomy | 0 | 0 |
| Sexual Assault W/Object | 0 | 0 |
| Forcible Fondling | 0 | 0 |
| Incest | 0 | 0 |
| Statutory Rape | 0 | 0 |
| Kidnaping/Abduction | 0 | 0 |
| Total | 0 | 0 |

| TIBRS Group B Arrests | | |
|-----------------------|----------|----------|
| Offense | Adult | Juvenile |
| Bad Checks | 0 | 0 |
| Curfew/Vagrancy | 0 | 0 |
| Disorderly Conduct | 0 | 0 |
| DUI | 0 | 0 |
| Drunkenness | 0 | 0 |
| Family-Non Violent | 0 | 0 |
| Liquor Law Violations | 0 | 0 |
| Peeping Tom | 0 | 0 |
| Runaway | 0 | 0 |
| Trespass | 0 | 0 |
| All Other Offenses | 0 | 0 |
| Total Group B | 0 | 0 |

| TIBRS Group A Offenses | Offenses | | Arrests | |
|------------------------------------|----------|----------|----------|----------|
| | Reported | Cleared | Adult | Juvenile |
| Crimes Against Persons | | | | |
| Murder | 0 | 0 | 0 | 0 |
| Negligent Manslaughter | 0 | 0 | 0 | 0 |
| Kidnaping/Abduction | 0 | 0 | 0 | 0 |
| Forcible Rape | 0 | 0 | 0 | 0 |
| Forcible Sodomy | 0 | 0 | 0 | 0 |
| Sexual Assault W/Object | 0 | 0 | 0 | 0 |
| Forcible Fondling | 0 | 0 | 0 | 0 |
| Incest | 0 | 0 | 0 | 0 |
| Statutory Rape | 0 | 0 | 0 | 0 |
| Aggravated Assault | 0 | 0 | 0 | 0 |
| Simple Assault | 0 | 0 | 0 | 0 |
| Intimidation | 0 | 0 | 0 | 0 |
| Stalking | 0 | 0 | 0 | 0 |
| Crimes Against Property | | | | |
| Arson | 0 | 0 | 0 | 0 |
| Bribery | 0 | 0 | 0 | 0 |
| Burglary | 0 | 0 | 0 | 0 |
| Counterfeiting/Forgery | 0 | 0 | 0 | 0 |
| Destruction/Damage/Vandalism | 1 | 0 | 0 | 0 |
| Embezzlement | 0 | 0 | 0 | 0 |
| Extortion/Blackmail | 0 | 0 | 0 | 0 |
| Fraud - False Pretenses | 0 | 0 | 0 | 0 |
| Fraud - Credit Card/ATM | 0 | 0 | 0 | 0 |
| Fraud - Impersonation | 0 | 0 | 0 | 0 |
| Fraud - Welfare | 0 | 0 | 0 | 0 |
| Fraud - Wire | 0 | 0 | 0 | 0 |
| Motor Vehicle Theft | 0 | 0 | 0 | 0 |
| Robbery | 0 | 0 | 0 | 0 |
| Stolen Property Offenses | 0 | 0 | 0 | 0 |
| Theft - Pocket-picking | 0 | 0 | 0 | 0 |
| Theft - Purse Snatching | 0 | 0 | 0 | 0 |
| Theft - Shoplifting | 0 | 0 | 0 | 0 |
| Theft From Building | 0 | 0 | 0 | 0 |
| Theft From Coin Machine | 0 | 0 | 0 | 0 |
| Theft From Motor Vehicle | 1 | 0 | 0 | 0 |
| Theft of Motor Vehicle Parts | 0 | 0 | 0 | 0 |
| Theft - All Other Larceny | 1 | 0 | 0 | 0 |
| Crimes Against Society | | | | |
| Drug/Narcotic Violations | 0 | 0 | 0 | 0 |
| Drug/Narcotic Equipment Violations | 0 | 0 | 0 | 0 |
| Gambling - Betting/Wagering | 0 | 0 | 0 | 0 |
| Gambling - Operating/Promoting | 0 | 0 | 0 | 0 |
| Gambling - Equipment Violations | 0 | 0 | 0 | 0 |
| Gambling - Sports Tampering | 0 | 0 | 0 | 0 |
| Pornography/Obscene Material | 0 | 0 | 0 | 0 |
| Prostitution | 0 | 0 | 0 | 0 |
| Prostitution Assisting/Promoting | 0 | 0 | 0 | 0 |
| Weapon Law Violations | 0 | 0 | 0 | 0 |
| Total Group A Offenses | 3 | 0 | 0 | 0 |



Montgomery Bell State Park - 2007

2006 Population Estimate N/A

Offense Overview

Offense Total 1
Number Cleared 0
Percent Cleared 0.00 %

Group A Crimes per 100,000 population N/A

Arrest Overview

Total Arrests 0
Adult Arrests 0
Juvenile Arrests 0
Unknown Age 0

Arrests per 100,000 population N/A

Average number offenses/incident 1.00

Domestic Violence Victims

| Offense | Total | Arrests |
|-------------------------|----------|----------|
| Murder | 0 | 0 |
| Aggravated Assault | 0 | 0 |
| Simple Assault | 0 | 0 |
| Intimidation | 0 | 0 |
| Stalking | 0 | 0 |
| Forcible Rape | 0 | 0 |
| Forcible Sodomy | 0 | 0 |
| Sexual Assault W/Object | 0 | 0 |
| Forcible Fondling | 0 | 0 |
| Incest | 0 | 0 |
| Statutory Rape | 0 | 0 |
| Kidnaping/Abduction | 0 | 0 |
| Total | 0 | 0 |

TIBRS Group B Arrests

| Offense | Adult | Juvenile |
|-----------------------|----------|----------|
| Bad Checks | 0 | 0 |
| Curfew/Vagrancy | 0 | 0 |
| Disorderly Conduct | 0 | 0 |
| DUI | 0 | 0 |
| Drunkenness | 0 | 0 |
| Family-Non Violent | 0 | 0 |
| Liquor Law Violations | 0 | 0 |
| Peeping Tom | 0 | 0 |
| Runaway | 0 | 0 |
| Trespass | 0 | 0 |
| All Other Offenses | 0 | 0 |
| Total Group B | 0 | 0 |

| TIBRS Group A Offenses | Offenses | | Arrests | |
|------------------------------------|----------|----------|----------|----------|
| | Reported | Cleared | Adult | Juvenile |
| Crimes Against Persons | | | | |
| Murder | 0 | 0 | 0 | 0 |
| Negligent Manslaughter | 0 | 0 | 0 | 0 |
| Kidnaping/Abduction | 0 | 0 | 0 | 0 |
| Forcible Rape | 0 | 0 | 0 | 0 |
| Forcible Sodomy | 0 | 0 | 0 | 0 |
| Sexual Assault W/Object | 0 | 0 | 0 | 0 |
| Forcible Fondling | 0 | 0 | 0 | 0 |
| Incest | 0 | 0 | 0 | 0 |
| Statutory Rape | 0 | 0 | 0 | 0 |
| Aggravated Assault | 0 | 0 | 0 | 0 |
| Simple Assault | 0 | 0 | 0 | 0 |
| Intimidation | 0 | 0 | 0 | 0 |
| Stalking | 0 | 0 | 0 | 0 |
| Crimes Against Property | | | | |
| Arson | 0 | 0 | 0 | 0 |
| Bribery | 0 | 0 | 0 | 0 |
| Burglary | 0 | 0 | 0 | 0 |
| Counterfeiting/Forgery | 0 | 0 | 0 | 0 |
| Destruction/Damage/Vandalism | 1 | 0 | 0 | 0 |
| Embezzlement | 0 | 0 | 0 | 0 |
| Extortion/Blackmail | 0 | 0 | 0 | 0 |
| Fraud - False Pretenses | 0 | 0 | 0 | 0 |
| Fraud - Credit Card/ATM | 0 | 0 | 0 | 0 |
| Fraud - Impersonation | 0 | 0 | 0 | 0 |
| Fraud - Welfare | 0 | 0 | 0 | 0 |
| Fraud - Wire | 0 | 0 | 0 | 0 |
| Motor Vehicle Theft | 0 | 0 | 0 | 0 |
| Robbery | 0 | 0 | 0 | 0 |
| Stolen Property Offenses | 0 | 0 | 0 | 0 |
| Theft - Pocket-picking | 0 | 0 | 0 | 0 |
| Theft - Purse Snatching | 0 | 0 | 0 | 0 |
| Theft - Shoplifting | 0 | 0 | 0 | 0 |
| Theft From Building | 0 | 0 | 0 | 0 |
| Theft From Coin Machine | 0 | 0 | 0 | 0 |
| Theft From Motor Vehicle | 0 | 0 | 0 | 0 |
| Theft of Motor Vehicle Parts | 0 | 0 | 0 | 0 |
| Theft - All Other Larceny | 0 | 0 | 0 | 0 |
| Crimes Against Society | | | | |
| Drug/Narcotic Violations | 0 | 0 | 0 | 0 |
| Drug/Narcotic Equipment Violations | 0 | 0 | 0 | 0 |
| Gambling - Betting/Wagering | 0 | 0 | 0 | 0 |
| Gambling - Operating/Promoting | 0 | 0 | 0 | 0 |
| Gambling - Equipment Violations | 0 | 0 | 0 | 0 |
| Gambling - Sports Tampering | 0 | 0 | 0 | 0 |
| Pornography/Obscene Material | 0 | 0 | 0 | 0 |
| Prostitution | 0 | 0 | 0 | 0 |
| Prostitution Assisting/Promoting | 0 | 0 | 0 | 0 |
| Weapon Law Violations | 0 | 0 | 0 | 0 |
| Total Group A Offenses | 1 | 0 | 0 | 0 |



Mousetail Landing State Park - 2007

2006 Population Estimate N/A

Offense Overview

Offense Total 4
 Number Cleared 2
 Percent Cleared 50.00 %

Group A Crimes per 100,000 population N/A

Arrest Overview

Total Arrests 2
 Adult Arrests 2
 Juvenile Arrests 0
 Unknown Age 0

Arrests per 100,000 population N/A

Average number offenses/incident 1.33

Domestic Violence Victims

| Offense | Total | Arrests |
|-------------------------|----------|----------|
| Murder | 0 | 0 |
| Aggravated Assault | 0 | 0 |
| Simple Assault | 0 | 0 |
| Intimidation | 0 | 0 |
| Stalking | 0 | 0 |
| Forcible Rape | 0 | 0 |
| Forcible Sodomy | 0 | 0 |
| Sexual Assault W/Object | 0 | 0 |
| Forcible Fondling | 0 | 0 |
| Incest | 0 | 0 |
| Statutory Rape | 0 | 0 |
| Kidnaping/Abduction | 0 | 0 |
| Total | 0 | 0 |

TIBRS Group B Arrests

| Offense | Adult | Juvenile |
|-----------------------|----------|----------|
| Bad Checks | 0 | 0 |
| Curfew/Vagrancy | 0 | 0 |
| Disorderly Conduct | 0 | 0 |
| DUI | 0 | 0 |
| Drunkenness | 0 | 0 |
| Family-Non Violent | 0 | 0 |
| Liquor Law Violations | 0 | 0 |
| Peeping Tom | 0 | 0 |
| Runaway | 0 | 0 |
| Trespass | 0 | 0 |
| All Other Offenses | 1 | 0 |
| Total Group B | 1 | 0 |

| TIBRS Group A Offenses | Offenses | | Arrests | |
|------------------------------------|----------|----------|----------|----------|
| | Reported | Cleared | Adult | Juvenile |
| Crimes Against Persons | | | | |
| Murder | 0 | 0 | 0 | 0 |
| Negligent Manslaughter | 0 | 0 | 0 | 0 |
| Kidnaping/Abduction | 0 | 0 | 0 | 0 |
| Forcible Rape | 0 | 0 | 0 | 0 |
| Forcible Sodomy | 0 | 0 | 0 | 0 |
| Sexual Assault W/Object | 0 | 0 | 0 | 0 |
| Forcible Fondling | 0 | 0 | 0 | 0 |
| Incest | 0 | 0 | 0 | 0 |
| Statutory Rape | 0 | 0 | 0 | 0 |
| Aggravated Assault | 0 | 0 | 0 | 0 |
| Simple Assault | 0 | 0 | 0 | 0 |
| Intimidation | 0 | 0 | 0 | 0 |
| Stalking | 0 | 0 | 0 | 0 |
| Crimes Against Property | | | | |
| Arson | 0 | 0 | 0 | 0 |
| Bribery | 0 | 0 | 0 | 0 |
| Burglary | 0 | 0 | 0 | 0 |
| Counterfeiting/Forgery | 0 | 0 | 0 | 0 |
| Destruction/Damage/Vandalism | 0 | 0 | 0 | 0 |
| Embezzlement | 0 | 0 | 0 | 0 |
| Extortion/Blackmail | 0 | 0 | 0 | 0 |
| Fraud - False Pretenses | 0 | 0 | 0 | 0 |
| Fraud - Credit Card/ATM | 0 | 0 | 0 | 0 |
| Fraud - Impersonation | 1 | 1 | 1 | 0 |
| Fraud - Welfare | 0 | 0 | 0 | 0 |
| Fraud - Wire | 0 | 0 | 0 | 0 |
| Motor Vehicle Theft | 0 | 0 | 0 | 0 |
| Robbery | 0 | 0 | 0 | 0 |
| Stolen Property Offenses | 0 | 0 | 0 | 0 |
| Theft - Pocket-picking | 0 | 0 | 0 | 0 |
| Theft - Purse Snatching | 0 | 0 | 0 | 0 |
| Theft - Shoplifting | 0 | 0 | 0 | 0 |
| Theft From Building | 0 | 0 | 0 | 0 |
| Theft From Coin Machine | 0 | 0 | 0 | 0 |
| Theft From Motor Vehicle | 0 | 0 | 0 | 0 |
| Theft of Motor Vehicle Parts | 0 | 0 | 0 | 0 |
| Theft - All Other Larceny | 0 | 0 | 0 | 0 |
| Crimes Against Society | | | | |
| Drug/Narcotic Violations | 1 | 0 | 0 | 0 |
| Drug/Narcotic Equipment Violations | 2 | 1 | 0 | 0 |
| Gambling - Betting/Wagering | 0 | 0 | 0 | 0 |
| Gambling - Operating/Promoting | 0 | 0 | 0 | 0 |
| Gambling - Equipment Violations | 0 | 0 | 0 | 0 |
| Gambling - Sports Tampering | 0 | 0 | 0 | 0 |
| Pornography/Obscene Material | 0 | 0 | 0 | 0 |
| Prostitution | 0 | 0 | 0 | 0 |
| Prostitution Assisting/Promoting | 0 | 0 | 0 | 0 |
| Weapon Law Violations | 0 | 0 | 0 | 0 |
| Total Group A Offenses | 4 | 2 | 1 | 0 |



2006 Population Estimate N/A

Offense Overview

Offense Total 0
 Number Cleared 0
 Percent Cleared 0.00 %

Group A Crimes per 100,000 population N/A

Arrest Overview

Total Arrests 0
 Adult Arrests 0
 Juvenile Arrests 0
 Unknown Age 0

Arrests per 100,000 population N/A

Average number offenses/incident 0.00

Domestic Violence Victims

| Offense | Total | Arrests |
|-------------------------|----------|----------|
| Murder | 0 | 0 |
| Aggravated Assault | 0 | 0 |
| Simple Assault | 0 | 0 |
| Intimidation | 0 | 0 |
| Stalking | 0 | 0 |
| Forcible Rape | 0 | 0 |
| Forcible Sodomy | 0 | 0 |
| Sexual Assault W/Object | 0 | 0 |
| Forcible Fondling | 0 | 0 |
| Incest | 0 | 0 |
| Statutory Rape | 0 | 0 |
| Kidnaping/Abduction | 0 | 0 |
| Total | 0 | 0 |

TIBRS Group B Arrests

| Offense | Adult | Juvenile |
|-----------------------|----------|----------|
| Bad Checks | 0 | 0 |
| Curfew/Vagrancy | 0 | 0 |
| Disorderly Conduct | 0 | 0 |
| DUI | 0 | 0 |
| Drunkenness | 0 | 0 |
| Family-Non Violent | 0 | 0 |
| Liquor Law Violations | 0 | 0 |
| Peeping Tom | 0 | 0 |
| Runaway | 0 | 0 |
| Trespass | 0 | 0 |
| All Other Offenses | 0 | 0 |
| Total Group B | 0 | 0 |

| TIBRS Group A Offenses | Offenses | | Arrests | |
|------------------------------------|----------|----------|----------|----------|
| | Reported | Cleared | Adult | Juvenile |
| Crimes Against Persons | | | | |
| Murder | 0 | 0 | 0 | 0 |
| Negligent Manslaughter | 0 | 0 | 0 | 0 |
| Kidnaping/Abduction | 0 | 0 | 0 | 0 |
| Forcible Rape | 0 | 0 | 0 | 0 |
| Forcible Sodomy | 0 | 0 | 0 | 0 |
| Sexual Assault W/Object | 0 | 0 | 0 | 0 |
| Forcible Fondling | 0 | 0 | 0 | 0 |
| Incest | 0 | 0 | 0 | 0 |
| Statutory Rape | 0 | 0 | 0 | 0 |
| Aggravated Assault | 0 | 0 | 0 | 0 |
| Simple Assault | 0 | 0 | 0 | 0 |
| Intimidation | 0 | 0 | 0 | 0 |
| Stalking | 0 | 0 | 0 | 0 |
| Crimes Against Property | | | | |
| Arson | 0 | 0 | 0 | 0 |
| Bribery | 0 | 0 | 0 | 0 |
| Burglary | 0 | 0 | 0 | 0 |
| Counterfeiting/Forgery | 0 | 0 | 0 | 0 |
| Destruction/Damage/Vandalism | 0 | 0 | 0 | 0 |
| Embezzlement | 0 | 0 | 0 | 0 |
| Extortion/Blackmail | 0 | 0 | 0 | 0 |
| Fraud - False Pretenses | 0 | 0 | 0 | 0 |
| Fraud - Credit Card/ATM | 0 | 0 | 0 | 0 |
| Fraud - Impersonation | 0 | 0 | 0 | 0 |
| Fraud - Welfare | 0 | 0 | 0 | 0 |
| Fraud - Wire | 0 | 0 | 0 | 0 |
| Motor Vehicle Theft | 0 | 0 | 0 | 0 |
| Robbery | 0 | 0 | 0 | 0 |
| Stolen Property Offenses | 0 | 0 | 0 | 0 |
| Theft - Pocket-picking | 0 | 0 | 0 | 0 |
| Theft - Purse Snatching | 0 | 0 | 0 | 0 |
| Theft - Shoplifting | 0 | 0 | 0 | 0 |
| Theft From Building | 0 | 0 | 0 | 0 |
| Theft From Coin Machine | 0 | 0 | 0 | 0 |
| Theft From Motor Vehicle | 0 | 0 | 0 | 0 |
| Theft of Motor Vehicle Parts | 0 | 0 | 0 | 0 |
| Theft - All Other Larceny | 0 | 0 | 0 | 0 |
| Crimes Against Society | | | | |
| Drug/Narcotic Violations | 0 | 0 | 0 | 0 |
| Drug/Narcotic Equipment Violations | 0 | 0 | 0 | 0 |
| Gambling - Betting/Wagering | 0 | 0 | 0 | 0 |
| Gambling - Operating/Promoting | 0 | 0 | 0 | 0 |
| Gambling - Equipment Violations | 0 | 0 | 0 | 0 |
| Gambling - Sports Tampering | 0 | 0 | 0 | 0 |
| Pornography/Obscene Material | 0 | 0 | 0 | 0 |
| Prostitution | 0 | 0 | 0 | 0 |
| Prostitution Assisting/Promoting | 0 | 0 | 0 | 0 |
| Weapon Law Violations | 0 | 0 | 0 | 0 |
| Total Group A Offenses | 0 | 0 | 0 | 0 |



| | |
|---------------------------------------|--------|
| 2006 Population Estimate | N/A |
| Offense Overview | |
| Offense Total | 0 |
| Number Cleared | 0 |
| Percent Cleared | 0.00 % |
| Group A Crimes per 100,000 population | N/A |

| | |
|----------------------------------|------|
| Arrest Overview | |
| Total Arrests | 0 |
| Adult Arrests | 0 |
| Juvenile Arrests | 0 |
| Unknown Age | 0 |
| Arrests per 100,000 population | N/A |
| Average number offenses/incident | 0.00 |

| Domestic Violence Victims | | |
|---------------------------|----------|----------|
| Offense | Total | Arrests |
| Murder | 0 | 0 |
| Aggravated Assault | 0 | 0 |
| Simple Assault | 0 | 0 |
| Intimidation | 0 | 0 |
| Stalking | 0 | 0 |
| Forcible Rape | 0 | 0 |
| Forcible Sodomy | 0 | 0 |
| Sexual Assault W/Object | 0 | 0 |
| Forcible Fondling | 0 | 0 |
| Incest | 0 | 0 |
| Statutory Rape | 0 | 0 |
| Kidnaping/Abduction | 0 | 0 |
| Total | 0 | 0 |

| TIBRS Group B Arrests | | |
|-----------------------|----------|----------|
| Offense | Adult | Juvenile |
| Bad Checks | 0 | 0 |
| Curfew/Vagrancy | 0 | 0 |
| Disorderly Conduct | 0 | 0 |
| DUI | 0 | 0 |
| Drunkenness | 0 | 0 |
| Family-Non Violent | 0 | 0 |
| Liquor Law Violations | 0 | 0 |
| Peeping Tom | 0 | 0 |
| Runaway | 0 | 0 |
| Trespass | 0 | 0 |
| All Other Offenses | 0 | 0 |
| Total Group B | 0 | 0 |

| TIBRS Group A Offenses | Offenses | | Arrests | |
|------------------------------------|----------|----------|----------|----------|
| | Reported | Cleared | Adult | Juvenile |
| Crimes Against Persons | | | | |
| Murder | 0 | 0 | 0 | 0 |
| Negligent Manslaughter | 0 | 0 | 0 | 0 |
| Kidnaping/Abduction | 0 | 0 | 0 | 0 |
| Forcible Rape | 0 | 0 | 0 | 0 |
| Forcible Sodomy | 0 | 0 | 0 | 0 |
| Sexual Assault W/Object | 0 | 0 | 0 | 0 |
| Forcible Fondling | 0 | 0 | 0 | 0 |
| Incest | 0 | 0 | 0 | 0 |
| Statutory Rape | 0 | 0 | 0 | 0 |
| Aggravated Assault | 0 | 0 | 0 | 0 |
| Simple Assault | 0 | 0 | 0 | 0 |
| Intimidation | 0 | 0 | 0 | 0 |
| Stalking | 0 | 0 | 0 | 0 |
| Crimes Against Property | | | | |
| Arson | 0 | 0 | 0 | 0 |
| Bribery | 0 | 0 | 0 | 0 |
| Burglary | 0 | 0 | 0 | 0 |
| Counterfeiting/Forgery | 0 | 0 | 0 | 0 |
| Destruction/Damage/Vandalism | 0 | 0 | 0 | 0 |
| Embezzlement | 0 | 0 | 0 | 0 |
| Extortion/Blackmail | 0 | 0 | 0 | 0 |
| Fraud - False Pretenses | 0 | 0 | 0 | 0 |
| Fraud - Credit Card/ATM | 0 | 0 | 0 | 0 |
| Fraud - Impersonation | 0 | 0 | 0 | 0 |
| Fraud - Welfare | 0 | 0 | 0 | 0 |
| Fraud - Wire | 0 | 0 | 0 | 0 |
| Motor Vehicle Theft | 0 | 0 | 0 | 0 |
| Robbery | 0 | 0 | 0 | 0 |
| Stolen Property Offenses | 0 | 0 | 0 | 0 |
| Theft - Pocket-picking | 0 | 0 | 0 | 0 |
| Theft - Purse Snatching | 0 | 0 | 0 | 0 |
| Theft - Shoplifting | 0 | 0 | 0 | 0 |
| Theft From Building | 0 | 0 | 0 | 0 |
| Theft From Coin Machine | 0 | 0 | 0 | 0 |
| Theft From Motor Vehicle | 0 | 0 | 0 | 0 |
| Theft of Motor Vehicle Parts | 0 | 0 | 0 | 0 |
| Theft - All Other Larceny | 0 | 0 | 0 | 0 |
| Crimes Against Society | | | | |
| Drug/Narcotic Violations | 0 | 0 | 0 | 0 |
| Drug/Narcotic Equipment Violations | 0 | 0 | 0 | 0 |
| Gambling - Betting/Wagering | 0 | 0 | 0 | 0 |
| Gambling - Operating/Promoting | 0 | 0 | 0 | 0 |
| Gambling - Equipment Violations | 0 | 0 | 0 | 0 |
| Gambling - Sports Tampering | 0 | 0 | 0 | 0 |
| Pornography/Obscene Material | 0 | 0 | 0 | 0 |
| Prostitution | 0 | 0 | 0 | 0 |
| Prostitution Assisting/Promoting | 0 | 0 | 0 | 0 |
| Weapon Law Violations | 0 | 0 | 0 | 0 |
| Total Group A Offenses | 0 | 0 | 0 | 0 |



2006 Population Estimate N/A

Offense Overview

Offense Total 3
Number Cleared 0
Percent Cleared 0.00 %

Group A Crimes per 100,000 population N/A

Arrest Overview

Total Arrests 0
Adult Arrests 0
Juvenile Arrests 0
Unknown Age 0

Arrests per 100,000 population N/A

Average number offenses/incident 1.50

Domestic Violence Victims

| Offense | Total | Arrests |
|-------------------------|----------|----------|
| Murder | 0 | 0 |
| Aggravated Assault | 0 | 0 |
| Simple Assault | 0 | 0 |
| Intimidation | 0 | 0 |
| Stalking | 0 | 0 |
| Forcible Rape | 0 | 0 |
| Forcible Sodomy | 0 | 0 |
| Sexual Assault W/Object | 0 | 0 |
| Forcible Fondling | 0 | 0 |
| Incest | 0 | 0 |
| Statutory Rape | 0 | 0 |
| Kidnaping/Abduction | 0 | 0 |
| Total | 0 | 0 |

TIBRS Group B Arrests

| Offense | Adult | Juvenile |
|-----------------------|----------|----------|
| Bad Checks | 0 | 0 |
| Curfew/Vagrancy | 0 | 0 |
| Disorderly Conduct | 0 | 0 |
| DUI | 0 | 0 |
| Drunkenness | 0 | 0 |
| Family-Non Violent | 0 | 0 |
| Liquor Law Violations | 0 | 0 |
| Peeping Tom | 0 | 0 |
| Runaway | 0 | 0 |
| Trespass | 0 | 0 |
| All Other Offenses | 0 | 0 |
| Total Group B | 0 | 0 |

| TIBRS Group A Offenses | Offenses | | Arrests | |
|------------------------------------|----------|----------|----------|----------|
| | Reported | Cleared | Adult | Juvenile |
| Crimes Against Persons | | | | |
| Murder | 0 | 0 | 0 | 0 |
| Negligent Manslaughter | 0 | 0 | 0 | 0 |
| Kidnaping/Abduction | 0 | 0 | 0 | 0 |
| Forcible Rape | 0 | 0 | 0 | 0 |
| Forcible Sodomy | 0 | 0 | 0 | 0 |
| Sexual Assault W/Object | 0 | 0 | 0 | 0 |
| Forcible Fondling | 0 | 0 | 0 | 0 |
| Incest | 0 | 0 | 0 | 0 |
| Statutory Rape | 0 | 0 | 0 | 0 |
| Aggravated Assault | 0 | 0 | 0 | 0 |
| Simple Assault | 0 | 0 | 0 | 0 |
| Intimidation | 0 | 0 | 0 | 0 |
| Stalking | 0 | 0 | 0 | 0 |
| Crimes Against Property | | | | |
| Arson | 0 | 0 | 0 | 0 |
| Bribery | 0 | 0 | 0 | 0 |
| Burglary | 1 | 0 | 0 | 0 |
| Counterfeiting/Forgery | 0 | 0 | 0 | 0 |
| Destruction/Damage/Vandalism | 1 | 0 | 0 | 0 |
| Embezzlement | 0 | 0 | 0 | 0 |
| Extortion/Blackmail | 0 | 0 | 0 | 0 |
| Fraud - False Pretenses | 0 | 0 | 0 | 0 |
| Fraud - Credit Card/ATM | 0 | 0 | 0 | 0 |
| Fraud - Impersonation | 0 | 0 | 0 | 0 |
| Fraud - Welfare | 0 | 0 | 0 | 0 |
| Fraud - Wire | 0 | 0 | 0 | 0 |
| Motor Vehicle Theft | 0 | 0 | 0 | 0 |
| Robbery | 0 | 0 | 0 | 0 |
| Stolen Property Offenses | 0 | 0 | 0 | 0 |
| Theft - Pocket-picking | 0 | 0 | 0 | 0 |
| Theft - Purse Snatching | 0 | 0 | 0 | 0 |
| Theft - Shoplifting | 0 | 0 | 0 | 0 |
| Theft From Building | 1 | 0 | 0 | 0 |
| Theft From Coin Machine | 0 | 0 | 0 | 0 |
| Theft From Motor Vehicle | 0 | 0 | 0 | 0 |
| Theft of Motor Vehicle Parts | 0 | 0 | 0 | 0 |
| Theft - All Other Larceny | 0 | 0 | 0 | 0 |
| Crimes Against Society | | | | |
| Drug/Narcotic Violations | 0 | 0 | 0 | 0 |
| Drug/Narcotic Equipment Violations | 0 | 0 | 0 | 0 |
| Gambling - Betting/Wagering | 0 | 0 | 0 | 0 |
| Gambling - Operating/Promoting | 0 | 0 | 0 | 0 |
| Gambling - Equipment Violations | 0 | 0 | 0 | 0 |
| Gambling - Sports Tampering | 0 | 0 | 0 | 0 |
| Pornography/Obscene Material | 0 | 0 | 0 | 0 |
| Prostitution | 0 | 0 | 0 | 0 |
| Prostitution Assisting/Promoting | 0 | 0 | 0 | 0 |
| Weapon Law Violations | 0 | 0 | 0 | 0 |
| Total Group A Offenses | 3 | 0 | 0 | 0 |



2006 Population Estimate N/A

Offense Overview

Offense Total 0
 Number Cleared 0
 Percent Cleared 0.00 %

Group A Crimes per 100,000 population N/A

Arrest Overview

Total Arrests 0
 Adult Arrests 0
 Juvenile Arrests 0
 Unknown Age 0

Arrests per 100,000 population N/A

Average number offenses/incident 0.00

Domestic Violence Victims

| Offense | Total | Arrests |
|-------------------------|----------|----------|
| Murder | 0 | 0 |
| Aggravated Assault | 0 | 0 |
| Simple Assault | 0 | 0 |
| Intimidation | 0 | 0 |
| Stalking | 0 | 0 |
| Forcible Rape | 0 | 0 |
| Forcible Sodomy | 0 | 0 |
| Sexual Assault W/Object | 0 | 0 |
| Forcible Fondling | 0 | 0 |
| Incest | 0 | 0 |
| Statutory Rape | 0 | 0 |
| Kidnaping/Abduction | 0 | 0 |
| Total | 0 | 0 |

TIBRS Group B Arrests

| Offense | Adult | Juvenile |
|-----------------------|----------|----------|
| Bad Checks | 0 | 0 |
| Curfew/Vagrancy | 0 | 0 |
| Disorderly Conduct | 0 | 0 |
| DUI | 0 | 0 |
| Drunkenness | 0 | 0 |
| Family-Non Violent | 0 | 0 |
| Liquor Law Violations | 0 | 0 |
| Peeping Tom | 0 | 0 |
| Runaway | 0 | 0 |
| Trespass | 0 | 0 |
| All Other Offenses | 0 | 0 |
| Total Group B | 0 | 0 |

| TIBRS Group A Offenses | Offenses | | Arrests | |
|------------------------------------|----------|----------|----------|----------|
| | Reported | Cleared | Adult | Juvenile |
| Crimes Against Persons | | | | |
| Murder | 0 | 0 | 0 | 0 |
| Negligent Manslaughter | 0 | 0 | 0 | 0 |
| Kidnaping/Abduction | 0 | 0 | 0 | 0 |
| Forcible Rape | 0 | 0 | 0 | 0 |
| Forcible Sodomy | 0 | 0 | 0 | 0 |
| Sexual Assault W/Object | 0 | 0 | 0 | 0 |
| Forcible Fondling | 0 | 0 | 0 | 0 |
| Incest | 0 | 0 | 0 | 0 |
| Statutory Rape | 0 | 0 | 0 | 0 |
| Aggravated Assault | 0 | 0 | 0 | 0 |
| Simple Assault | 0 | 0 | 0 | 0 |
| Intimidation | 0 | 0 | 0 | 0 |
| Stalking | 0 | 0 | 0 | 0 |
| Crimes Against Property | | | | |
| Arson | 0 | 0 | 0 | 0 |
| Bribery | 0 | 0 | 0 | 0 |
| Burglary | 0 | 0 | 0 | 0 |
| Counterfeiting/Forgery | 0 | 0 | 0 | 0 |
| Destruction/Damage/Vandalism | 0 | 0 | 0 | 0 |
| Embezzlement | 0 | 0 | 0 | 0 |
| Extortion/Blackmail | 0 | 0 | 0 | 0 |
| Fraud - False Pretenses | 0 | 0 | 0 | 0 |
| Fraud - Credit Card/ATM | 0 | 0 | 0 | 0 |
| Fraud - Impersonation | 0 | 0 | 0 | 0 |
| Fraud - Welfare | 0 | 0 | 0 | 0 |
| Fraud - Wire | 0 | 0 | 0 | 0 |
| Motor Vehicle Theft | 0 | 0 | 0 | 0 |
| Robbery | 0 | 0 | 0 | 0 |
| Stolen Property Offenses | 0 | 0 | 0 | 0 |
| Theft - Pocket-picking | 0 | 0 | 0 | 0 |
| Theft - Purse Snatching | 0 | 0 | 0 | 0 |
| Theft - Shoplifting | 0 | 0 | 0 | 0 |
| Theft From Building | 0 | 0 | 0 | 0 |
| Theft From Coin Machine | 0 | 0 | 0 | 0 |
| Theft From Motor Vehicle | 0 | 0 | 0 | 0 |
| Theft of Motor Vehicle Parts | 0 | 0 | 0 | 0 |
| Theft - All Other Larceny | 0 | 0 | 0 | 0 |
| Crimes Against Society | | | | |
| Drug/Narcotic Violations | 0 | 0 | 0 | 0 |
| Drug/Narcotic Equipment Violations | 0 | 0 | 0 | 0 |
| Gambling - Betting/Wagering | 0 | 0 | 0 | 0 |
| Gambling - Operating/Promoting | 0 | 0 | 0 | 0 |
| Gambling - Equipment Violations | 0 | 0 | 0 | 0 |
| Gambling - Sports Tampering | 0 | 0 | 0 | 0 |
| Pornography/Obscene Material | 0 | 0 | 0 | 0 |
| Prostitution | 0 | 0 | 0 | 0 |
| Prostitution Assisting/Promoting | 0 | 0 | 0 | 0 |
| Weapon Law Violations | 0 | 0 | 0 | 0 |
| Total Group A Offenses | 0 | 0 | 0 | 0 |



| | |
|---------------------------------------|------------|
| 2006 Population Estimate | N/A |
| Offense Overview | |
| Offense Total | 0 |
| Number Cleared | 0 |
| Percent Cleared | 0.00 % |
| Group A Crimes per 100,000 population | N/A |

| | |
|----------------------------------|------------|
| Arrest Overview | |
| Total Arrests | 0 |
| Adult Arrests | 0 |
| Juvenile Arrests | 0 |
| Unknown Age | 0 |
| Arrests per 100,000 population | N/A |
| Average number offenses/incident | 0.00 |

| Domestic Violence Victims | | |
|----------------------------------|----------|----------|
| Offense | Total | Arrests |
| Murder | 0 | 0 |
| Aggravated Assault | 0 | 0 |
| Simple Assault | 0 | 0 |
| Intimidation | 0 | 0 |
| Stalking | 0 | 0 |
| Forcible Rape | 0 | 0 |
| Forcible Sodomy | 0 | 0 |
| Sexual Assault W/Object | 0 | 0 |
| Forcible Fondling | 0 | 0 |
| Incest | 0 | 0 |
| Statutory Rape | 0 | 0 |
| Kidnaping/Abduction | 0 | 0 |
| Total | 0 | 0 |

| TIBRS Group B Arrests | | |
|------------------------------|----------|----------|
| Offense | Adult | Juvenile |
| Bad Checks | 0 | 0 |
| Curfew/Vagrancy | 0 | 0 |
| Disorderly Conduct | 0 | 0 |
| DUI | 0 | 0 |
| Drunkenness | 0 | 0 |
| Family-Non Violent | 0 | 0 |
| Liquor Law Violations | 0 | 0 |
| Peeping Tom | 0 | 0 |
| Runaway | 0 | 0 |
| Trespass | 0 | 0 |
| All Other Offenses | 0 | 0 |
| Total Group B | 0 | 0 |

| TIBRS Group A Offenses | Offenses | | Arrests | |
|------------------------------------|-----------------|----------|----------------|----------|
| | Reported | Cleared | Adult | Juvenile |
| Crimes Against Persons | | | | |
| Murder | 0 | 0 | 0 | 0 |
| Negligent Manslaughter | 0 | 0 | 0 | 0 |
| Kidnaping/Abduction | 0 | 0 | 0 | 0 |
| Forcible Rape | 0 | 0 | 0 | 0 |
| Forcible Sodomy | 0 | 0 | 0 | 0 |
| Sexual Assault W/Object | 0 | 0 | 0 | 0 |
| Forcible Fondling | 0 | 0 | 0 | 0 |
| Incest | 0 | 0 | 0 | 0 |
| Statutory Rape | 0 | 0 | 0 | 0 |
| Aggravated Assault | 0 | 0 | 0 | 0 |
| Simple Assault | 0 | 0 | 0 | 0 |
| Intimidation | 0 | 0 | 0 | 0 |
| Stalking | 0 | 0 | 0 | 0 |
| Crimes Against Property | | | | |
| Arson | 0 | 0 | 0 | 0 |
| Bribery | 0 | 0 | 0 | 0 |
| Burglary | 0 | 0 | 0 | 0 |
| Counterfeiting/Forgery | 0 | 0 | 0 | 0 |
| Destruction/Damage/Vandalism | 0 | 0 | 0 | 0 |
| Embezzlement | 0 | 0 | 0 | 0 |
| Extortion/Blackmail | 0 | 0 | 0 | 0 |
| Fraud - False Pretenses | 0 | 0 | 0 | 0 |
| Fraud - Credit Card/ATM | 0 | 0 | 0 | 0 |
| Fraud - Impersonation | 0 | 0 | 0 | 0 |
| Fraud - Welfare | 0 | 0 | 0 | 0 |
| Fraud - Wire | 0 | 0 | 0 | 0 |
| Motor Vehicle Theft | 0 | 0 | 0 | 0 |
| Robbery | 0 | 0 | 0 | 0 |
| Stolen Property Offenses | 0 | 0 | 0 | 0 |
| Theft - Pocket-picking | 0 | 0 | 0 | 0 |
| Theft - Purse Snatching | 0 | 0 | 0 | 0 |
| Theft - Shoplifting | 0 | 0 | 0 | 0 |
| Theft From Building | 0 | 0 | 0 | 0 |
| Theft From Coin Machine | 0 | 0 | 0 | 0 |
| Theft From Motor Vehicle | 0 | 0 | 0 | 0 |
| Theft of Motor Vehicle Parts | 0 | 0 | 0 | 0 |
| Theft - All Other Larceny | 0 | 0 | 0 | 0 |
| Crimes Against Society | | | | |
| Drug/Narcotic Violations | 0 | 0 | 0 | 0 |
| Drug/Narcotic Equipment Violations | 0 | 0 | 0 | 0 |
| Gambling - Betting/Wagering | 0 | 0 | 0 | 0 |
| Gambling - Operating/Promoting | 0 | 0 | 0 | 0 |
| Gambling - Equipment Violations | 0 | 0 | 0 | 0 |
| Gambling - Sports Tampering | 0 | 0 | 0 | 0 |
| Pornography/Obscene Material | 0 | 0 | 0 | 0 |
| Prostitution | 0 | 0 | 0 | 0 |
| Prostitution Assisting/Promoting | 0 | 0 | 0 | 0 |
| Weapon Law Violations | 0 | 0 | 0 | 0 |
| Total Group A Offenses | 0 | 0 | 0 | 0 |



Paris Landing State Park - 2007

2006 Population Estimate N/A

Offense Overview

Offense Total 0
Number Cleared 0
Percent Cleared 0.00 %

Group A Crimes per 100,000 population N/A

Arrest Overview

Total Arrests 0
Adult Arrests 0
Juvenile Arrests 0
Unknown Age 0

Arrests per 100,000 population N/A

Average number offenses/incident 0.00

Domestic Violence Victims

| Offense | Total | Arrests |
|-------------------------|----------|----------|
| Murder | 0 | 0 |
| Aggravated Assault | 0 | 0 |
| Simple Assault | 0 | 0 |
| Intimidation | 0 | 0 |
| Stalking | 0 | 0 |
| Forcible Rape | 0 | 0 |
| Forcible Sodomy | 0 | 0 |
| Sexual Assault W/Object | 0 | 0 |
| Forcible Fondling | 0 | 0 |
| Incest | 0 | 0 |
| Statutory Rape | 0 | 0 |
| Kidnaping/Abduction | 0 | 0 |
| Total | 0 | 0 |

TIBRS Group B Arrests

| Offense | Adult | Juvenile |
|-----------------------|----------|----------|
| Bad Checks | 0 | 0 |
| Curfew/Vagrancy | 0 | 0 |
| Disorderly Conduct | 0 | 0 |
| DUI | 0 | 0 |
| Drunkenness | 0 | 0 |
| Family-Non Violent | 0 | 0 |
| Liquor Law Violations | 0 | 0 |
| Peeping Tom | 0 | 0 |
| Runaway | 0 | 0 |
| Trespass | 0 | 0 |
| All Other Offenses | 0 | 0 |
| Total Group B | 0 | 0 |

| TIBRS Group A Offenses | Offenses | | Arrests | |
|------------------------------------|----------|----------|----------|----------|
| | Reported | Cleared | Adult | Juvenile |
| Crimes Against Persons | | | | |
| Murder | 0 | 0 | 0 | 0 |
| Negligent Manslaughter | 0 | 0 | 0 | 0 |
| Kidnaping/Abduction | 0 | 0 | 0 | 0 |
| Forcible Rape | 0 | 0 | 0 | 0 |
| Forcible Sodomy | 0 | 0 | 0 | 0 |
| Sexual Assault W/Object | 0 | 0 | 0 | 0 |
| Forcible Fondling | 0 | 0 | 0 | 0 |
| Incest | 0 | 0 | 0 | 0 |
| Statutory Rape | 0 | 0 | 0 | 0 |
| Aggravated Assault | 0 | 0 | 0 | 0 |
| Simple Assault | 0 | 0 | 0 | 0 |
| Intimidation | 0 | 0 | 0 | 0 |
| Stalking | 0 | 0 | 0 | 0 |
| Crimes Against Property | | | | |
| Arson | 0 | 0 | 0 | 0 |
| Bribery | 0 | 0 | 0 | 0 |
| Burglary | 0 | 0 | 0 | 0 |
| Counterfeiting/Forgery | 0 | 0 | 0 | 0 |
| Destruction/Damage/Vandalism | 0 | 0 | 0 | 0 |
| Embezzlement | 0 | 0 | 0 | 0 |
| Extortion/Blackmail | 0 | 0 | 0 | 0 |
| Fraud - False Pretenses | 0 | 0 | 0 | 0 |
| Fraud - Credit Card/ATM | 0 | 0 | 0 | 0 |
| Fraud - Impersonation | 0 | 0 | 0 | 0 |
| Fraud - Welfare | 0 | 0 | 0 | 0 |
| Fraud - Wire | 0 | 0 | 0 | 0 |
| Motor Vehicle Theft | 0 | 0 | 0 | 0 |
| Robbery | 0 | 0 | 0 | 0 |
| Stolen Property Offenses | 0 | 0 | 0 | 0 |
| Theft - Pocket-picking | 0 | 0 | 0 | 0 |
| Theft - Purse Snatching | 0 | 0 | 0 | 0 |
| Theft - Shoplifting | 0 | 0 | 0 | 0 |
| Theft From Building | 0 | 0 | 0 | 0 |
| Theft From Coin Machine | 0 | 0 | 0 | 0 |
| Theft From Motor Vehicle | 0 | 0 | 0 | 0 |
| Theft of Motor Vehicle Parts | 0 | 0 | 0 | 0 |
| Theft - All Other Larceny | 0 | 0 | 0 | 0 |
| Crimes Against Society | | | | |
| Drug/Narcotic Violations | 0 | 0 | 0 | 0 |
| Drug/Narcotic Equipment Violations | 0 | 0 | 0 | 0 |
| Gambling - Betting/Wagering | 0 | 0 | 0 | 0 |
| Gambling - Operating/Promoting | 0 | 0 | 0 | 0 |
| Gambling - Equipment Violations | 0 | 0 | 0 | 0 |
| Gambling - Sports Tampering | 0 | 0 | 0 | 0 |
| Pornography/Obscene Material | 0 | 0 | 0 | 0 |
| Prostitution | 0 | 0 | 0 | 0 |
| Prostitution Assisting/Promoting | 0 | 0 | 0 | 0 |
| Weapon Law Violations | 0 | 0 | 0 | 0 |
| Total Group A Offenses | 0 | 0 | 0 | 0 |



2006 Population Estimate N/A

Offense Overview

Offense Total 0
 Number Cleared 0
 Percent Cleared 0.00 %

Group A Crimes per 100,000 population N/A

Arrest Overview

Total Arrests 0
 Adult Arrests 0
 Juvenile Arrests 0
 Unknown Age 0

Arrests per 100,000 population N/A

Average number offenses/incident 0.00

Domestic Violence Victims

| Offense | Total | Arrests |
|-------------------------|----------|----------|
| Murder | 0 | 0 |
| Aggravated Assault | 0 | 0 |
| Simple Assault | 0 | 0 |
| Intimidation | 0 | 0 |
| Stalking | 0 | 0 |
| Forcible Rape | 0 | 0 |
| Forcible Sodomy | 0 | 0 |
| Sexual Assault W/Object | 0 | 0 |
| Forcible Fondling | 0 | 0 |
| Incest | 0 | 0 |
| Statutory Rape | 0 | 0 |
| Kidnaping/Abduction | 0 | 0 |
| Total | 0 | 0 |

TIBRS Group B Arrests

| Offense | Adult | Juvenile |
|-----------------------|----------|----------|
| Bad Checks | 0 | 0 |
| Curfew/Vagrancy | 0 | 0 |
| Disorderly Conduct | 0 | 0 |
| DUI | 0 | 0 |
| Drunkenness | 0 | 0 |
| Family-Non Violent | 0 | 0 |
| Liquor Law Violations | 0 | 0 |
| Peeping Tom | 0 | 0 |
| Runaway | 0 | 0 |
| Trespass | 0 | 0 |
| All Other Offenses | 0 | 0 |
| Total Group B | 0 | 0 |

| TIBRS Group A Offenses | Offenses | | Arrests | |
|------------------------------------|----------|----------|----------|----------|
| | Reported | Cleared | Adult | Juvenile |
| Crimes Against Persons | | | | |
| Murder | 0 | 0 | 0 | 0 |
| Negligent Manslaughter | 0 | 0 | 0 | 0 |
| Kidnaping/Abduction | 0 | 0 | 0 | 0 |
| Forcible Rape | 0 | 0 | 0 | 0 |
| Forcible Sodomy | 0 | 0 | 0 | 0 |
| Sexual Assault W/Object | 0 | 0 | 0 | 0 |
| Forcible Fondling | 0 | 0 | 0 | 0 |
| Incest | 0 | 0 | 0 | 0 |
| Statutory Rape | 0 | 0 | 0 | 0 |
| Aggravated Assault | 0 | 0 | 0 | 0 |
| Simple Assault | 0 | 0 | 0 | 0 |
| Intimidation | 0 | 0 | 0 | 0 |
| Stalking | 0 | 0 | 0 | 0 |
| Crimes Against Property | | | | |
| Arson | 0 | 0 | 0 | 0 |
| Bribery | 0 | 0 | 0 | 0 |
| Burglary | 0 | 0 | 0 | 0 |
| Counterfeiting/Forgery | 0 | 0 | 0 | 0 |
| Destruction/Damage/Vandalism | 0 | 0 | 0 | 0 |
| Embezzlement | 0 | 0 | 0 | 0 |
| Extortion/Blackmail | 0 | 0 | 0 | 0 |
| Fraud - False Pretenses | 0 | 0 | 0 | 0 |
| Fraud - Credit Card/ATM | 0 | 0 | 0 | 0 |
| Fraud - Impersonation | 0 | 0 | 0 | 0 |
| Fraud - Welfare | 0 | 0 | 0 | 0 |
| Fraud - Wire | 0 | 0 | 0 | 0 |
| Motor Vehicle Theft | 0 | 0 | 0 | 0 |
| Robbery | 0 | 0 | 0 | 0 |
| Stolen Property Offenses | 0 | 0 | 0 | 0 |
| Theft - Pocket-picking | 0 | 0 | 0 | 0 |
| Theft - Purse Snatching | 0 | 0 | 0 | 0 |
| Theft - Shoplifting | 0 | 0 | 0 | 0 |
| Theft From Building | 0 | 0 | 0 | 0 |
| Theft From Coin Machine | 0 | 0 | 0 | 0 |
| Theft From Motor Vehicle | 0 | 0 | 0 | 0 |
| Theft of Motor Vehicle Parts | 0 | 0 | 0 | 0 |
| Theft - All Other Larceny | 0 | 0 | 0 | 0 |
| Crimes Against Society | | | | |
| Drug/Narcotic Violations | 0 | 0 | 0 | 0 |
| Drug/Narcotic Equipment Violations | 0 | 0 | 0 | 0 |
| Gambling - Betting/Wagering | 0 | 0 | 0 | 0 |
| Gambling - Operating/Promoting | 0 | 0 | 0 | 0 |
| Gambling - Equipment Violations | 0 | 0 | 0 | 0 |
| Gambling - Sports Tampering | 0 | 0 | 0 | 0 |
| Pornography/Obscene Material | 0 | 0 | 0 | 0 |
| Prostitution | 0 | 0 | 0 | 0 |
| Prostitution Assisting/Promoting | 0 | 0 | 0 | 0 |
| Weapon Law Violations | 0 | 0 | 0 | 0 |
| Total Group A Offenses | 0 | 0 | 0 | 0 |



Pickwick Landing State Park - 2007

2006 Population Estimate N/A

Offense Overview

Offense Total 0
Number Cleared 0
Percent Cleared 0.00 %

Group A Crimes per 100,000 population N/A

Arrest Overview

Total Arrests 0
Adult Arrests 0
Juvenile Arrests 0
Unknown Age 0

Arrests per 100,000 population N/A

Average number offenses/incident 0.00

Domestic Violence Victims

| Offense | Total | Arrests |
|-------------------------|----------|----------|
| Murder | 0 | 0 |
| Aggravated Assault | 0 | 0 |
| Simple Assault | 0 | 0 |
| Intimidation | 0 | 0 |
| Stalking | 0 | 0 |
| Forcible Rape | 0 | 0 |
| Forcible Sodomy | 0 | 0 |
| Sexual Assault W/Object | 0 | 0 |
| Forcible Fondling | 0 | 0 |
| Incest | 0 | 0 |
| Statutory Rape | 0 | 0 |
| Kidnaping/Abduction | 0 | 0 |
| Total | 0 | 0 |

TIBRS Group B Arrests

| Offense | Adult | Juvenile |
|-----------------------|----------|----------|
| Bad Checks | 0 | 0 |
| Curfew/Vagrancy | 0 | 0 |
| Disorderly Conduct | 0 | 0 |
| DUI | 0 | 0 |
| Drunkenness | 0 | 0 |
| Family-Non Violent | 0 | 0 |
| Liquor Law Violations | 0 | 0 |
| Peeping Tom | 0 | 0 |
| Runaway | 0 | 0 |
| Trespass | 0 | 0 |
| All Other Offenses | 0 | 0 |
| Total Group B | 0 | 0 |

| TIBRS Group A Offenses | Offenses | | Arrests | |
|------------------------------------|----------|----------|----------|----------|
| | Reported | Cleared | Adult | Juvenile |
| Crimes Against Persons | | | | |
| Murder | 0 | 0 | 0 | 0 |
| Negligent Manslaughter | 0 | 0 | 0 | 0 |
| Kidnaping/Abduction | 0 | 0 | 0 | 0 |
| Forcible Rape | 0 | 0 | 0 | 0 |
| Forcible Sodomy | 0 | 0 | 0 | 0 |
| Sexual Assault W/Object | 0 | 0 | 0 | 0 |
| Forcible Fondling | 0 | 0 | 0 | 0 |
| Incest | 0 | 0 | 0 | 0 |
| Statutory Rape | 0 | 0 | 0 | 0 |
| Aggravated Assault | 0 | 0 | 0 | 0 |
| Simple Assault | 0 | 0 | 0 | 0 |
| Intimidation | 0 | 0 | 0 | 0 |
| Stalking | 0 | 0 | 0 | 0 |
| Crimes Against Property | | | | |
| Arson | 0 | 0 | 0 | 0 |
| Bribery | 0 | 0 | 0 | 0 |
| Burglary | 0 | 0 | 0 | 0 |
| Counterfeiting/Forgery | 0 | 0 | 0 | 0 |
| Destruction/Damage/Vandalism | 0 | 0 | 0 | 0 |
| Embezzlement | 0 | 0 | 0 | 0 |
| Extortion/Blackmail | 0 | 0 | 0 | 0 |
| Fraud - False Pretenses | 0 | 0 | 0 | 0 |
| Fraud - Credit Card/ATM | 0 | 0 | 0 | 0 |
| Fraud - Impersonation | 0 | 0 | 0 | 0 |
| Fraud - Welfare | 0 | 0 | 0 | 0 |
| Fraud - Wire | 0 | 0 | 0 | 0 |
| Motor Vehicle Theft | 0 | 0 | 0 | 0 |
| Robbery | 0 | 0 | 0 | 0 |
| Stolen Property Offenses | 0 | 0 | 0 | 0 |
| Theft - Pocket-picking | 0 | 0 | 0 | 0 |
| Theft - Purse Snatching | 0 | 0 | 0 | 0 |
| Theft - Shoplifting | 0 | 0 | 0 | 0 |
| Theft From Building | 0 | 0 | 0 | 0 |
| Theft From Coin Machine | 0 | 0 | 0 | 0 |
| Theft From Motor Vehicle | 0 | 0 | 0 | 0 |
| Theft of Motor Vehicle Parts | 0 | 0 | 0 | 0 |
| Theft - All Other Larceny | 0 | 0 | 0 | 0 |
| Crimes Against Society | | | | |
| Drug/Narcotic Violations | 0 | 0 | 0 | 0 |
| Drug/Narcotic Equipment Violations | 0 | 0 | 0 | 0 |
| Gambling - Betting/Wagering | 0 | 0 | 0 | 0 |
| Gambling - Operating/Promoting | 0 | 0 | 0 | 0 |
| Gambling - Equipment Violations | 0 | 0 | 0 | 0 |
| Gambling - Sports Tampering | 0 | 0 | 0 | 0 |
| Pornography/Obscene Material | 0 | 0 | 0 | 0 |
| Prostitution | 0 | 0 | 0 | 0 |
| Prostitution Assisting/Promoting | 0 | 0 | 0 | 0 |
| Weapon Law Violations | 0 | 0 | 0 | 0 |
| Total Group A Offenses | 0 | 0 | 0 | 0 |



2006 Population Estimate N/A

Offense Overview

Offense Total 0
 Number Cleared 0
 Percent Cleared 0.00 %

Group A Crimes per 100,000 population N/A

Arrest Overview

Total Arrests 0
 Adult Arrests 0
 Juvenile Arrests 0
 Unknown Age 0

Arrests per 100,000 population N/A

Average number offenses/incident 0.00

Domestic Violence Victims

| Offense | Total | Arrests |
|-------------------------|----------|----------|
| Murder | 0 | 0 |
| Aggravated Assault | 0 | 0 |
| Simple Assault | 0 | 0 |
| Intimidation | 0 | 0 |
| Stalking | 0 | 0 |
| Forcible Rape | 0 | 0 |
| Forcible Sodomy | 0 | 0 |
| Sexual Assault W/Object | 0 | 0 |
| Forcible Fondling | 0 | 0 |
| Incest | 0 | 0 |
| Statutory Rape | 0 | 0 |
| Kidnaping/Abduction | 0 | 0 |
| Total | 0 | 0 |

TIBRS Group B Arrests

| Offense | Adult | Juvenile |
|-----------------------|----------|----------|
| Bad Checks | 0 | 0 |
| Curfew/Vagrancy | 0 | 0 |
| Disorderly Conduct | 0 | 0 |
| DUI | 0 | 0 |
| Drunkenness | 0 | 0 |
| Family-Non Violent | 0 | 0 |
| Liquor Law Violations | 0 | 0 |
| Peeping Tom | 0 | 0 |
| Runaway | 0 | 0 |
| Trespass | 0 | 0 |
| All Other Offenses | 0 | 0 |
| Total Group B | 0 | 0 |

| TIBRS Group A Offenses | Offenses | | Arrests | |
|------------------------------------|----------|----------|----------|----------|
| | Reported | Cleared | Adult | Juvenile |
| Crimes Against Persons | | | | |
| Murder | 0 | 0 | 0 | 0 |
| Negligent Manslaughter | 0 | 0 | 0 | 0 |
| Kidnaping/Abduction | 0 | 0 | 0 | 0 |
| Forcible Rape | 0 | 0 | 0 | 0 |
| Forcible Sodomy | 0 | 0 | 0 | 0 |
| Sexual Assault W/Object | 0 | 0 | 0 | 0 |
| Forcible Fondling | 0 | 0 | 0 | 0 |
| Incest | 0 | 0 | 0 | 0 |
| Statutory Rape | 0 | 0 | 0 | 0 |
| Aggravated Assault | 0 | 0 | 0 | 0 |
| Simple Assault | 0 | 0 | 0 | 0 |
| Intimidation | 0 | 0 | 0 | 0 |
| Stalking | 0 | 0 | 0 | 0 |
| Crimes Against Property | | | | |
| Arson | 0 | 0 | 0 | 0 |
| Bribery | 0 | 0 | 0 | 0 |
| Burglary | 0 | 0 | 0 | 0 |
| Counterfeiting/Forgery | 0 | 0 | 0 | 0 |
| Destruction/Damage/Vandalism | 0 | 0 | 0 | 0 |
| Embezzlement | 0 | 0 | 0 | 0 |
| Extortion/Blackmail | 0 | 0 | 0 | 0 |
| Fraud - False Pretenses | 0 | 0 | 0 | 0 |
| Fraud - Credit Card/ATM | 0 | 0 | 0 | 0 |
| Fraud - Impersonation | 0 | 0 | 0 | 0 |
| Fraud - Welfare | 0 | 0 | 0 | 0 |
| Fraud - Wire | 0 | 0 | 0 | 0 |
| Motor Vehicle Theft | 0 | 0 | 0 | 0 |
| Robbery | 0 | 0 | 0 | 0 |
| Stolen Property Offenses | 0 | 0 | 0 | 0 |
| Theft - Pocket-picking | 0 | 0 | 0 | 0 |
| Theft - Purse Snatching | 0 | 0 | 0 | 0 |
| Theft - Shoplifting | 0 | 0 | 0 | 0 |
| Theft From Building | 0 | 0 | 0 | 0 |
| Theft From Coin Machine | 0 | 0 | 0 | 0 |
| Theft From Motor Vehicle | 0 | 0 | 0 | 0 |
| Theft of Motor Vehicle Parts | 0 | 0 | 0 | 0 |
| Theft - All Other Larceny | 0 | 0 | 0 | 0 |
| Crimes Against Society | | | | |
| Drug/Narcotic Violations | 0 | 0 | 0 | 0 |
| Drug/Narcotic Equipment Violations | 0 | 0 | 0 | 0 |
| Gambling - Betting/Wagering | 0 | 0 | 0 | 0 |
| Gambling - Operating/Promoting | 0 | 0 | 0 | 0 |
| Gambling - Equipment Violations | 0 | 0 | 0 | 0 |
| Gambling - Sports Tampering | 0 | 0 | 0 | 0 |
| Pornography/Obscene Material | 0 | 0 | 0 | 0 |
| Prostitution | 0 | 0 | 0 | 0 |
| Prostitution Assisting/Promoting | 0 | 0 | 0 | 0 |
| Weapon Law Violations | 0 | 0 | 0 | 0 |
| Total Group A Offenses | 0 | 0 | 0 | 0 |



Radnor Lake Natural Area - 2007

| | |
|---------------------------------------|--------|
| 2006 Population Estimate | N/A |
| Offense Overview | |
| Offense Total | 0 |
| Number Cleared | 0 |
| Percent Cleared | 0.00 % |
| Group A Crimes per 100,000 population | N/A |

| | |
|----------------------------------|------|
| Arrest Overview | |
| Total Arrests | 0 |
| Adult Arrests | 0 |
| Juvenile Arrests | 0 |
| Unknown Age | 0 |
| Arrests per 100,000 population | N/A |
| Average number offenses/incident | 0.00 |

| Domestic Violence Victims | | |
|---------------------------|----------|----------|
| Offense | Total | Arrests |
| Murder | 0 | 0 |
| Aggravated Assault | 0 | 0 |
| Simple Assault | 0 | 0 |
| Intimidation | 0 | 0 |
| Stalking | 0 | 0 |
| Forcible Rape | 0 | 0 |
| Forcible Sodomy | 0 | 0 |
| Sexual Assault W/Object | 0 | 0 |
| Forcible Fondling | 0 | 0 |
| Incest | 0 | 0 |
| Statutory Rape | 0 | 0 |
| Kidnaping/Abduction | 0 | 0 |
| Total | 0 | 0 |

| TIBRS Group B Arrests | | |
|-----------------------|----------|----------|
| Offense | Adult | Juvenile |
| Bad Checks | 0 | 0 |
| Curfew/Vagrancy | 0 | 0 |
| Disorderly Conduct | 0 | 0 |
| DUI | 0 | 0 |
| Drunkenness | 0 | 0 |
| Family-Non Violent | 0 | 0 |
| Liquor Law Violations | 0 | 0 |
| Peeping Tom | 0 | 0 |
| Runaway | 0 | 0 |
| Trespass | 0 | 0 |
| All Other Offenses | 0 | 0 |
| Total Group B | 0 | 0 |

| TIBRS Group A Offenses | Offenses | | Arrests | |
|------------------------------------|----------|----------|----------|----------|
| | Reported | Cleared | Adult | Juvenile |
| Crimes Against Persons | | | | |
| Murder | 0 | 0 | 0 | 0 |
| Negligent Manslaughter | 0 | 0 | 0 | 0 |
| Kidnaping/Abduction | 0 | 0 | 0 | 0 |
| Forcible Rape | 0 | 0 | 0 | 0 |
| Forcible Sodomy | 0 | 0 | 0 | 0 |
| Sexual Assault W/Object | 0 | 0 | 0 | 0 |
| Forcible Fondling | 0 | 0 | 0 | 0 |
| Incest | 0 | 0 | 0 | 0 |
| Statutory Rape | 0 | 0 | 0 | 0 |
| Aggravated Assault | 0 | 0 | 0 | 0 |
| Simple Assault | 0 | 0 | 0 | 0 |
| Intimidation | 0 | 0 | 0 | 0 |
| Stalking | 0 | 0 | 0 | 0 |
| Crimes Against Property | | | | |
| Arson | 0 | 0 | 0 | 0 |
| Bribery | 0 | 0 | 0 | 0 |
| Burglary | 0 | 0 | 0 | 0 |
| Counterfeiting/Forgery | 0 | 0 | 0 | 0 |
| Destruction/Damage/Vandalism | 0 | 0 | 0 | 0 |
| Embezzlement | 0 | 0 | 0 | 0 |
| Extortion/Blackmail | 0 | 0 | 0 | 0 |
| Fraud - False Pretenses | 0 | 0 | 0 | 0 |
| Fraud - Credit Card/ATM | 0 | 0 | 0 | 0 |
| Fraud - Impersonation | 0 | 0 | 0 | 0 |
| Fraud - Welfare | 0 | 0 | 0 | 0 |
| Fraud - Wire | 0 | 0 | 0 | 0 |
| Motor Vehicle Theft | 0 | 0 | 0 | 0 |
| Robbery | 0 | 0 | 0 | 0 |
| Stolen Property Offenses | 0 | 0 | 0 | 0 |
| Theft - Pocket-picking | 0 | 0 | 0 | 0 |
| Theft - Purse Snatching | 0 | 0 | 0 | 0 |
| Theft - Shoplifting | 0 | 0 | 0 | 0 |
| Theft From Building | 0 | 0 | 0 | 0 |
| Theft From Coin Machine | 0 | 0 | 0 | 0 |
| Theft From Motor Vehicle | 0 | 0 | 0 | 0 |
| Theft of Motor Vehicle Parts | 0 | 0 | 0 | 0 |
| Theft - All Other Larceny | 0 | 0 | 0 | 0 |
| Crimes Against Society | | | | |
| Drug/Narcotic Violations | 0 | 0 | 0 | 0 |
| Drug/Narcotic Equipment Violations | 0 | 0 | 0 | 0 |
| Gambling - Betting/Wagering | 0 | 0 | 0 | 0 |
| Gambling - Operating/Promoting | 0 | 0 | 0 | 0 |
| Gambling - Equipment Violations | 0 | 0 | 0 | 0 |
| Gambling - Sports Tampering | 0 | 0 | 0 | 0 |
| Pornography/Obscene Material | 0 | 0 | 0 | 0 |
| Prostitution | 0 | 0 | 0 | 0 |
| Prostitution Assisting/Promoting | 0 | 0 | 0 | 0 |
| Weapon Law Violations | 0 | 0 | 0 | 0 |
| Total Group A Offenses | 0 | 0 | 0 | 0 |



Red Clay State Historic Park - 2007

2006 Population Estimate N/A

Offense Overview

Offense Total 0
Number Cleared 0
Percent Cleared 0.00 %

Group A Crimes per 100,000 population N/A

Arrest Overview

Total Arrests 0
Adult Arrests 0
Juvenile Arrests 0
Unknown Age 0

Arrests per 100,000 population N/A

Average number offenses/incident 0.00

Domestic Violence Victims

| Offense | Total | Arrests |
|-------------------------|----------|----------|
| Murder | 0 | 0 |
| Aggravated Assault | 0 | 0 |
| Simple Assault | 0 | 0 |
| Intimidation | 0 | 0 |
| Stalking | 0 | 0 |
| Forcible Rape | 0 | 0 |
| Forcible Sodomy | 0 | 0 |
| Sexual Assault W/Object | 0 | 0 |
| Forcible Fondling | 0 | 0 |
| Incest | 0 | 0 |
| Statutory Rape | 0 | 0 |
| Kidnaping/Abduction | 0 | 0 |
| Total | 0 | 0 |

TIBRS Group B Arrests

| Offense | Adult | Juvenile |
|-----------------------|----------|----------|
| Bad Checks | 0 | 0 |
| Curfew/Vagrancy | 0 | 0 |
| Disorderly Conduct | 0 | 0 |
| DUI | 0 | 0 |
| Drunkenness | 0 | 0 |
| Family-Non Violent | 0 | 0 |
| Liquor Law Violations | 0 | 0 |
| Peeping Tom | 0 | 0 |
| Runaway | 0 | 0 |
| Trespass | 0 | 0 |
| All Other Offenses | 0 | 0 |
| Total Group B | 0 | 0 |

| TIBRS Group A Offenses | Offenses | | Arrests | |
|------------------------------------|----------|----------|----------|----------|
| | Reported | Cleared | Adult | Juvenile |
| Crimes Against Persons | | | | |
| Murder | 0 | 0 | 0 | 0 |
| Negligent Manslaughter | 0 | 0 | 0 | 0 |
| Kidnaping/Abduction | 0 | 0 | 0 | 0 |
| Forcible Rape | 0 | 0 | 0 | 0 |
| Forcible Sodomy | 0 | 0 | 0 | 0 |
| Sexual Assault W/Object | 0 | 0 | 0 | 0 |
| Forcible Fondling | 0 | 0 | 0 | 0 |
| Incest | 0 | 0 | 0 | 0 |
| Statutory Rape | 0 | 0 | 0 | 0 |
| Aggravated Assault | 0 | 0 | 0 | 0 |
| Simple Assault | 0 | 0 | 0 | 0 |
| Intimidation | 0 | 0 | 0 | 0 |
| Stalking | 0 | 0 | 0 | 0 |
| Crimes Against Property | | | | |
| Arson | 0 | 0 | 0 | 0 |
| Bribery | 0 | 0 | 0 | 0 |
| Burglary | 0 | 0 | 0 | 0 |
| Counterfeiting/Forgery | 0 | 0 | 0 | 0 |
| Destruction/Damage/Vandalism | 0 | 0 | 0 | 0 |
| Embezzlement | 0 | 0 | 0 | 0 |
| Extortion/Blackmail | 0 | 0 | 0 | 0 |
| Fraud - False Pretenses | 0 | 0 | 0 | 0 |
| Fraud - Credit Card/ATM | 0 | 0 | 0 | 0 |
| Fraud - Impersonation | 0 | 0 | 0 | 0 |
| Fraud - Welfare | 0 | 0 | 0 | 0 |
| Fraud - Wire | 0 | 0 | 0 | 0 |
| Motor Vehicle Theft | 0 | 0 | 0 | 0 |
| Robbery | 0 | 0 | 0 | 0 |
| Stolen Property Offenses | 0 | 0 | 0 | 0 |
| Theft - Pocket-picking | 0 | 0 | 0 | 0 |
| Theft - Purse Snatching | 0 | 0 | 0 | 0 |
| Theft - Shoplifting | 0 | 0 | 0 | 0 |
| Theft From Building | 0 | 0 | 0 | 0 |
| Theft From Coin Machine | 0 | 0 | 0 | 0 |
| Theft From Motor Vehicle | 0 | 0 | 0 | 0 |
| Theft of Motor Vehicle Parts | 0 | 0 | 0 | 0 |
| Theft - All Other Larceny | 0 | 0 | 0 | 0 |
| Crimes Against Society | | | | |
| Drug/Narcotic Violations | 0 | 0 | 0 | 0 |
| Drug/Narcotic Equipment Violations | 0 | 0 | 0 | 0 |
| Gambling - Betting/Wagering | 0 | 0 | 0 | 0 |
| Gambling - Operating/Promoting | 0 | 0 | 0 | 0 |
| Gambling - Equipment Violations | 0 | 0 | 0 | 0 |
| Gambling - Sports Tampering | 0 | 0 | 0 | 0 |
| Pornography/Obscene Material | 0 | 0 | 0 | 0 |
| Prostitution | 0 | 0 | 0 | 0 |
| Prostitution Assisting/Promoting | 0 | 0 | 0 | 0 |
| Weapon Law Violations | 0 | 0 | 0 | 0 |
| Total Group A Offenses | 0 | 0 | 0 | 0 |



| | |
|---------------------------------|--------|
| 2006 Population Estimate | N/A |
| Offense Overview | |
| Offense Total | 0 |
| Number Cleared | 0 |
| Percent Cleared | 0.00 % |

Group A Crimes per 100,000 population N/A

| | |
|------------------------|---|
| Arrest Overview | |
| Total Arrests | 0 |
| Adult Arrests | 0 |
| Juvenile Arrests | 0 |
| Unknown Age | 0 |

Arrests per 100,000 population N/A

Average number offenses/incident 0.00

| Domestic Violence Victims | | |
|---------------------------|----------|----------|
| Offense | Total | Arrests |
| Murder | 0 | 0 |
| Aggravated Assault | 0 | 0 |
| Simple Assault | 0 | 0 |
| Intimidation | 0 | 0 |
| Stalking | 0 | 0 |
| Forcible Rape | 0 | 0 |
| Forcible Sodomy | 0 | 0 |
| Sexual Assault W/Object | 0 | 0 |
| Forcible Fondling | 0 | 0 |
| Incest | 0 | 0 |
| Statutory Rape | 0 | 0 |
| Kidnaping/Abduction | 0 | 0 |
| Total | 0 | 0 |

| TIBRS Group B Arrests | | |
|-----------------------|----------|----------|
| Offense | Adult | Juvenile |
| Bad Checks | 0 | 0 |
| Curfew/Vagrancy | 0 | 0 |
| Disorderly Conduct | 0 | 0 |
| DUI | 0 | 0 |
| Drunkenness | 0 | 0 |
| Family-Non Violent | 0 | 0 |
| Liquor Law Violations | 0 | 0 |
| Peeping Tom | 0 | 0 |
| Runaway | 0 | 0 |
| Trespass | 0 | 0 |
| All Other Offenses | 0 | 0 |
| Total Group B | 0 | 0 |

| TIBRS Group A Offenses | Offenses | | Arrests | |
|------------------------------------|----------|----------|----------|----------|
| | Reported | Cleared | Adult | Juvenile |
| Crimes Against Persons | | | | |
| Murder | 0 | 0 | 0 | 0 |
| Negligent Manslaughter | 0 | 0 | 0 | 0 |
| Kidnaping/Abduction | 0 | 0 | 0 | 0 |
| Forcible Rape | 0 | 0 | 0 | 0 |
| Forcible Sodomy | 0 | 0 | 0 | 0 |
| Sexual Assault W/Object | 0 | 0 | 0 | 0 |
| Forcible Fondling | 0 | 0 | 0 | 0 |
| Incest | 0 | 0 | 0 | 0 |
| Statutory Rape | 0 | 0 | 0 | 0 |
| Aggravated Assault | 0 | 0 | 0 | 0 |
| Simple Assault | 0 | 0 | 0 | 0 |
| Intimidation | 0 | 0 | 0 | 0 |
| Stalking | 0 | 0 | 0 | 0 |
| Crimes Against Property | | | | |
| Arson | 0 | 0 | 0 | 0 |
| Bribery | 0 | 0 | 0 | 0 |
| Burglary | 0 | 0 | 0 | 0 |
| Counterfeiting/Forgery | 0 | 0 | 0 | 0 |
| Destruction/Damage/Vandalism | 0 | 0 | 0 | 0 |
| Embezzlement | 0 | 0 | 0 | 0 |
| Extortion/Blackmail | 0 | 0 | 0 | 0 |
| Fraud - False Pretenses | 0 | 0 | 0 | 0 |
| Fraud - Credit Card/ATM | 0 | 0 | 0 | 0 |
| Fraud - Impersonation | 0 | 0 | 0 | 0 |
| Fraud - Welfare | 0 | 0 | 0 | 0 |
| Fraud - Wire | 0 | 0 | 0 | 0 |
| Motor Vehicle Theft | 0 | 0 | 0 | 0 |
| Robbery | 0 | 0 | 0 | 0 |
| Stolen Property Offenses | 0 | 0 | 0 | 0 |
| Theft - Pocket-picking | 0 | 0 | 0 | 0 |
| Theft - Purse Snatching | 0 | 0 | 0 | 0 |
| Theft - Shoplifting | 0 | 0 | 0 | 0 |
| Theft From Building | 0 | 0 | 0 | 0 |
| Theft From Coin Machine | 0 | 0 | 0 | 0 |
| Theft From Motor Vehicle | 0 | 0 | 0 | 0 |
| Theft of Motor Vehicle Parts | 0 | 0 | 0 | 0 |
| Theft - All Other Larceny | 0 | 0 | 0 | 0 |
| Crimes Against Society | | | | |
| Drug/Narcotic Violations | 0 | 0 | 0 | 0 |
| Drug/Narcotic Equipment Violations | 0 | 0 | 0 | 0 |
| Gambling - Betting/Wagering | 0 | 0 | 0 | 0 |
| Gambling - Operating/Promoting | 0 | 0 | 0 | 0 |
| Gambling - Equipment Violations | 0 | 0 | 0 | 0 |
| Gambling - Sports Tampering | 0 | 0 | 0 | 0 |
| Pornography/Obscene Material | 0 | 0 | 0 | 0 |
| Prostitution | 0 | 0 | 0 | 0 |
| Prostitution Assisting/Promoting | 0 | 0 | 0 | 0 |
| Weapon Law Violations | 0 | 0 | 0 | 0 |
| Total Group A Offenses | 0 | 0 | 0 | 0 |



Roan Mountain State Park - 2007

2006 Population Estimate N/A

Offense Overview

Offense Total 0
Number Cleared 0
Percent Cleared 0.00 %

Group A Crimes per 100,000 population N/A

Arrest Overview

Total Arrests 0
Adult Arrests 0
Juvenile Arrests 0
Unknown Age 0

Arrests per 100,000 population N/A

Average number offenses/incident 0.00

Domestic Violence Victims

| Offense | Total | Arrests |
|-------------------------|----------|----------|
| Murder | 0 | 0 |
| Aggravated Assault | 0 | 0 |
| Simple Assault | 0 | 0 |
| Intimidation | 0 | 0 |
| Stalking | 0 | 0 |
| Forcible Rape | 0 | 0 |
| Forcible Sodomy | 0 | 0 |
| Sexual Assault W/Object | 0 | 0 |
| Forcible Fondling | 0 | 0 |
| Incest | 0 | 0 |
| Statutory Rape | 0 | 0 |
| Kidnaping/Abduction | 0 | 0 |
| Total | 0 | 0 |

TIBRS Group B Arrests

| Offense | Adult | Juvenile |
|-----------------------|----------|----------|
| Bad Checks | 0 | 0 |
| Curfew/Vagrancy | 0 | 0 |
| Disorderly Conduct | 0 | 0 |
| DUI | 0 | 0 |
| Drunkenness | 0 | 0 |
| Family-Non Violent | 0 | 0 |
| Liquor Law Violations | 0 | 0 |
| Peeping Tom | 0 | 0 |
| Runaway | 0 | 0 |
| Trespass | 0 | 0 |
| All Other Offenses | 0 | 0 |
| Total Group B | 0 | 0 |

| TIBRS Group A Offenses | Offenses | | Arrests | |
|------------------------------------|----------|----------|----------|----------|
| | Reported | Cleared | Adult | Juvenile |
| Crimes Against Persons | | | | |
| Murder | 0 | 0 | 0 | 0 |
| Negligent Manslaughter | 0 | 0 | 0 | 0 |
| Kidnaping/Abduction | 0 | 0 | 0 | 0 |
| Forcible Rape | 0 | 0 | 0 | 0 |
| Forcible Sodomy | 0 | 0 | 0 | 0 |
| Sexual Assault W/Object | 0 | 0 | 0 | 0 |
| Forcible Fondling | 0 | 0 | 0 | 0 |
| Incest | 0 | 0 | 0 | 0 |
| Statutory Rape | 0 | 0 | 0 | 0 |
| Aggravated Assault | 0 | 0 | 0 | 0 |
| Simple Assault | 0 | 0 | 0 | 0 |
| Intimidation | 0 | 0 | 0 | 0 |
| Stalking | 0 | 0 | 0 | 0 |
| Crimes Against Property | | | | |
| Arson | 0 | 0 | 0 | 0 |
| Bribery | 0 | 0 | 0 | 0 |
| Burglary | 0 | 0 | 0 | 0 |
| Counterfeiting/Forgery | 0 | 0 | 0 | 0 |
| Destruction/Damage/Vandalism | 0 | 0 | 0 | 0 |
| Embezzlement | 0 | 0 | 0 | 0 |
| Extortion/Blackmail | 0 | 0 | 0 | 0 |
| Fraud - False Pretenses | 0 | 0 | 0 | 0 |
| Fraud - Credit Card/ATM | 0 | 0 | 0 | 0 |
| Fraud - Impersonation | 0 | 0 | 0 | 0 |
| Fraud - Welfare | 0 | 0 | 0 | 0 |
| Fraud - Wire | 0 | 0 | 0 | 0 |
| Motor Vehicle Theft | 0 | 0 | 0 | 0 |
| Robbery | 0 | 0 | 0 | 0 |
| Stolen Property Offenses | 0 | 0 | 0 | 0 |
| Theft - Pocket-picking | 0 | 0 | 0 | 0 |
| Theft - Purse Snatching | 0 | 0 | 0 | 0 |
| Theft - Shoplifting | 0 | 0 | 0 | 0 |
| Theft From Building | 0 | 0 | 0 | 0 |
| Theft From Coin Machine | 0 | 0 | 0 | 0 |
| Theft From Motor Vehicle | 0 | 0 | 0 | 0 |
| Theft of Motor Vehicle Parts | 0 | 0 | 0 | 0 |
| Theft - All Other Larceny | 0 | 0 | 0 | 0 |
| Crimes Against Society | | | | |
| Drug/Narcotic Violations | 0 | 0 | 0 | 0 |
| Drug/Narcotic Equipment Violations | 0 | 0 | 0 | 0 |
| Gambling - Betting/Wagering | 0 | 0 | 0 | 0 |
| Gambling - Operating/Promoting | 0 | 0 | 0 | 0 |
| Gambling - Equipment Violations | 0 | 0 | 0 | 0 |
| Gambling - Sports Tampering | 0 | 0 | 0 | 0 |
| Pornography/Obscene Material | 0 | 0 | 0 | 0 |
| Prostitution | 0 | 0 | 0 | 0 |
| Prostitution Assisting/Promoting | 0 | 0 | 0 | 0 |
| Weapon Law Violations | 0 | 0 | 0 | 0 |
| Total Group A Offenses | 0 | 0 | 0 | 0 |



Rock Island State Park - 2007

2006 Population Estimate N/A

Offense Overview

Offense Total 0
Number Cleared 0
Percent Cleared 0.00 %

Group A Crimes per 100,000 population N/A

Arrest Overview

Total Arrests 0
Adult Arrests 0
Juvenile Arrests 0
Unknown Age 0

Arrests per 100,000 population N/A

Average number offenses/incident 0.00

Domestic Violence Victims

| Offense | Total | Arrests |
|-------------------------|----------|----------|
| Murder | 0 | 0 |
| Aggravated Assault | 0 | 0 |
| Simple Assault | 0 | 0 |
| Intimidation | 0 | 0 |
| Stalking | 0 | 0 |
| Forcible Rape | 0 | 0 |
| Forcible Sodomy | 0 | 0 |
| Sexual Assault W/Object | 0 | 0 |
| Forcible Fondling | 0 | 0 |
| Incest | 0 | 0 |
| Statutory Rape | 0 | 0 |
| Kidnaping/Abduction | 0 | 0 |
| Total | 0 | 0 |

TIBRS Group B Arrests

| Offense | Adult | Juvenile |
|-----------------------|----------|----------|
| Bad Checks | 0 | 0 |
| Curfew/Vagrancy | 0 | 0 |
| Disorderly Conduct | 0 | 0 |
| DUI | 0 | 0 |
| Drunkenness | 0 | 0 |
| Family-Non Violent | 0 | 0 |
| Liquor Law Violations | 0 | 0 |
| Peeping Tom | 0 | 0 |
| Runaway | 0 | 0 |
| Trespass | 0 | 0 |
| All Other Offenses | 0 | 0 |
| Total Group B | 0 | 0 |

| TIBRS Group A Offenses | Offenses | | Arrests | |
|------------------------------------|----------|----------|----------|----------|
| | Reported | Cleared | Adult | Juvenile |
| Crimes Against Persons | | | | |
| Murder | 0 | 0 | 0 | 0 |
| Negligent Manslaughter | 0 | 0 | 0 | 0 |
| Kidnaping/Abduction | 0 | 0 | 0 | 0 |
| Forcible Rape | 0 | 0 | 0 | 0 |
| Forcible Sodomy | 0 | 0 | 0 | 0 |
| Sexual Assault W/Object | 0 | 0 | 0 | 0 |
| Forcible Fondling | 0 | 0 | 0 | 0 |
| Incest | 0 | 0 | 0 | 0 |
| Statutory Rape | 0 | 0 | 0 | 0 |
| Aggravated Assault | 0 | 0 | 0 | 0 |
| Simple Assault | 0 | 0 | 0 | 0 |
| Intimidation | 0 | 0 | 0 | 0 |
| Stalking | 0 | 0 | 0 | 0 |
| Crimes Against Property | | | | |
| Arson | 0 | 0 | 0 | 0 |
| Bribery | 0 | 0 | 0 | 0 |
| Burglary | 0 | 0 | 0 | 0 |
| Counterfeiting/Forgery | 0 | 0 | 0 | 0 |
| Destruction/Damage/Vandalism | 0 | 0 | 0 | 0 |
| Embezzlement | 0 | 0 | 0 | 0 |
| Extortion/Blackmail | 0 | 0 | 0 | 0 |
| Fraud - False Pretenses | 0 | 0 | 0 | 0 |
| Fraud - Credit Card/ATM | 0 | 0 | 0 | 0 |
| Fraud - Impersonation | 0 | 0 | 0 | 0 |
| Fraud - Welfare | 0 | 0 | 0 | 0 |
| Fraud - Wire | 0 | 0 | 0 | 0 |
| Motor Vehicle Theft | 0 | 0 | 0 | 0 |
| Robbery | 0 | 0 | 0 | 0 |
| Stolen Property Offenses | 0 | 0 | 0 | 0 |
| Theft - Pocket-picking | 0 | 0 | 0 | 0 |
| Theft - Purse Snatching | 0 | 0 | 0 | 0 |
| Theft - Shoplifting | 0 | 0 | 0 | 0 |
| Theft From Building | 0 | 0 | 0 | 0 |
| Theft From Coin Machine | 0 | 0 | 0 | 0 |
| Theft From Motor Vehicle | 0 | 0 | 0 | 0 |
| Theft of Motor Vehicle Parts | 0 | 0 | 0 | 0 |
| Theft - All Other Larceny | 0 | 0 | 0 | 0 |
| Crimes Against Society | | | | |
| Drug/Narcotic Violations | 0 | 0 | 0 | 0 |
| Drug/Narcotic Equipment Violations | 0 | 0 | 0 | 0 |
| Gambling - Betting/Wagering | 0 | 0 | 0 | 0 |
| Gambling - Operating/Promoting | 0 | 0 | 0 | 0 |
| Gambling - Equipment Violations | 0 | 0 | 0 | 0 |
| Gambling - Sports Tampering | 0 | 0 | 0 | 0 |
| Pornography/Obscene Material | 0 | 0 | 0 | 0 |
| Prostitution | 0 | 0 | 0 | 0 |
| Prostitution Assisting/Promoting | 0 | 0 | 0 | 0 |
| Weapon Law Violations | 0 | 0 | 0 | 0 |
| Total Group A Offenses | 0 | 0 | 0 | 0 |



Sgt Alvin C. York State Park - 2007

2006 Population Estimate N/A

Offense Overview

Offense Total 0
Number Cleared 0
Percent Cleared 0.00 %

Group A Crimes per 100,000 population N/A

Arrest Overview

Total Arrests 0
Adult Arrests 0
Juvenile Arrests 0
Unknown Age 0

Arrests per 100,000 population N/A

Average number offenses/incident 0.00

Domestic Violence Victims

| Offense | Total | Arrests |
|-------------------------|----------|----------|
| Murder | 0 | 0 |
| Aggravated Assault | 0 | 0 |
| Simple Assault | 0 | 0 |
| Intimidation | 0 | 0 |
| Stalking | 0 | 0 |
| Forcible Rape | 0 | 0 |
| Forcible Sodomy | 0 | 0 |
| Sexual Assault W/Object | 0 | 0 |
| Forcible Fondling | 0 | 0 |
| Incest | 0 | 0 |
| Statutory Rape | 0 | 0 |
| Kidnaping/Abduction | 0 | 0 |
| Total | 0 | 0 |

TIBRS Group B Arrests

| Offense | Adult | Juvenile |
|-----------------------|----------|----------|
| Bad Checks | 0 | 0 |
| Curfew/Vagrancy | 0 | 0 |
| Disorderly Conduct | 0 | 0 |
| DUI | 0 | 0 |
| Drunkenness | 0 | 0 |
| Family-Non Violent | 0 | 0 |
| Liquor Law Violations | 0 | 0 |
| Peeping Tom | 0 | 0 |
| Runaway | 0 | 0 |
| Trespass | 0 | 0 |
| All Other Offenses | 0 | 0 |
| Total Group B | 0 | 0 |

| TIBRS Group A Offenses | Offenses | | Arrests | |
|------------------------------------|----------|----------|----------|----------|
| | Reported | Cleared | Adult | Juvenile |
| Crimes Against Persons | | | | |
| Murder | 0 | 0 | 0 | 0 |
| Negligent Manslaughter | 0 | 0 | 0 | 0 |
| Kidnaping/Abduction | 0 | 0 | 0 | 0 |
| Forcible Rape | 0 | 0 | 0 | 0 |
| Forcible Sodomy | 0 | 0 | 0 | 0 |
| Sexual Assault W/Object | 0 | 0 | 0 | 0 |
| Forcible Fondling | 0 | 0 | 0 | 0 |
| Incest | 0 | 0 | 0 | 0 |
| Statutory Rape | 0 | 0 | 0 | 0 |
| Aggravated Assault | 0 | 0 | 0 | 0 |
| Simple Assault | 0 | 0 | 0 | 0 |
| Intimidation | 0 | 0 | 0 | 0 |
| Stalking | 0 | 0 | 0 | 0 |
| Crimes Against Property | | | | |
| Arson | 0 | 0 | 0 | 0 |
| Bribery | 0 | 0 | 0 | 0 |
| Burglary | 0 | 0 | 0 | 0 |
| Counterfeiting/Forgery | 0 | 0 | 0 | 0 |
| Destruction/Damage/Vandalism | 0 | 0 | 0 | 0 |
| Embezzlement | 0 | 0 | 0 | 0 |
| Extortion/Blackmail | 0 | 0 | 0 | 0 |
| Fraud - False Pretenses | 0 | 0 | 0 | 0 |
| Fraud - Credit Card/ATM | 0 | 0 | 0 | 0 |
| Fraud - Impersonation | 0 | 0 | 0 | 0 |
| Fraud - Welfare | 0 | 0 | 0 | 0 |
| Fraud - Wire | 0 | 0 | 0 | 0 |
| Motor Vehicle Theft | 0 | 0 | 0 | 0 |
| Robbery | 0 | 0 | 0 | 0 |
| Stolen Property Offenses | 0 | 0 | 0 | 0 |
| Theft - Pocket-picking | 0 | 0 | 0 | 0 |
| Theft - Purse Snatching | 0 | 0 | 0 | 0 |
| Theft - Shoplifting | 0 | 0 | 0 | 0 |
| Theft From Building | 0 | 0 | 0 | 0 |
| Theft From Coin Machine | 0 | 0 | 0 | 0 |
| Theft From Motor Vehicle | 0 | 0 | 0 | 0 |
| Theft of Motor Vehicle Parts | 0 | 0 | 0 | 0 |
| Theft - All Other Larceny | 0 | 0 | 0 | 0 |
| Crimes Against Society | | | | |
| Drug/Narcotic Violations | 0 | 0 | 0 | 0 |
| Drug/Narcotic Equipment Violations | 0 | 0 | 0 | 0 |
| Gambling - Betting/Wagering | 0 | 0 | 0 | 0 |
| Gambling - Operating/Promoting | 0 | 0 | 0 | 0 |
| Gambling - Equipment Violations | 0 | 0 | 0 | 0 |
| Gambling - Sports Tampering | 0 | 0 | 0 | 0 |
| Pornography/Obscene Material | 0 | 0 | 0 | 0 |
| Prostitution | 0 | 0 | 0 | 0 |
| Prostitution Assisting/Promoting | 0 | 0 | 0 | 0 |
| Weapon Law Violations | 0 | 0 | 0 | 0 |
| Total Group A Offenses | 0 | 0 | 0 | 0 |



South Cumberland Natural Area - 2007

2006 Population Estimate N/A

Offense Overview

Offense Total 10
Number Cleared 7
Percent Cleared 70.00 %

Group A Crimes per 100,000 population N/A

Arrest Overview

Total Arrests 7
Adult Arrests 7
Juvenile Arrests 0
Unknown Age 0

Arrests per 100,000 population N/A

Average number offenses/incident 1.25

Domestic Violence Victims

| Offense | Total | Arrests |
|-------------------------|----------|----------|
| Murder | 0 | 0 |
| Aggravated Assault | 0 | 0 |
| Simple Assault | 0 | 0 |
| Intimidation | 0 | 0 |
| Stalking | 0 | 0 |
| Forcible Rape | 0 | 0 |
| Forcible Sodomy | 0 | 0 |
| Sexual Assault W/Object | 0 | 0 |
| Forcible Fondling | 0 | 0 |
| Incest | 0 | 0 |
| Statutory Rape | 0 | 0 |
| Kidnaping/Abduction | 0 | 0 |
| Total | 0 | 0 |

TIBRS Group B Arrests

| Offense | Adult | Juvenile |
|-----------------------|----------|----------|
| Bad Checks | 0 | 0 |
| Curfew/Vagrancy | 0 | 0 |
| Disorderly Conduct | 0 | 0 |
| DUI | 0 | 0 |
| Drunkenness | 0 | 0 |
| Family-Non Violent | 0 | 0 |
| Liquor Law Violations | 0 | 0 |
| Peeping Tom | 0 | 0 |
| Runaway | 0 | 0 |
| Trespass | 0 | 0 |
| All Other Offenses | 0 | 0 |
| Total Group B | 0 | 0 |

| TIBRS Group A Offenses | Offenses | | Arrests | |
|------------------------------------|-----------|----------|----------|----------|
| | Reported | Cleared | Adult | Juvenile |
| Crimes Against Persons | | | | |
| Murder | 0 | 0 | 0 | 0 |
| Negligent Manslaughter | 0 | 0 | 0 | 0 |
| Kidnaping/Abduction | 0 | 0 | 0 | 0 |
| Forcible Rape | 0 | 0 | 0 | 0 |
| Forcible Sodomy | 0 | 0 | 0 | 0 |
| Sexual Assault W/Object | 0 | 0 | 0 | 0 |
| Forcible Fondling | 0 | 0 | 0 | 0 |
| Incest | 0 | 0 | 0 | 0 |
| Statutory Rape | 0 | 0 | 0 | 0 |
| Aggravated Assault | 0 | 0 | 0 | 0 |
| Simple Assault | 0 | 0 | 0 | 0 |
| Intimidation | 0 | 0 | 0 | 0 |
| Stalking | 0 | 0 | 0 | 0 |
| Crimes Against Property | | | | |
| Arson | 0 | 0 | 0 | 0 |
| Bribery | 0 | 0 | 0 | 0 |
| Burglary | 0 | 0 | 0 | 0 |
| Counterfeiting/Forgery | 0 | 0 | 0 | 0 |
| Destruction/Damage/Vandalism | 1 | 0 | 0 | 0 |
| Embezzlement | 0 | 0 | 0 | 0 |
| Extortion/Blackmail | 0 | 0 | 0 | 0 |
| Fraud - False Pretenses | 0 | 0 | 0 | 0 |
| Fraud - Credit Card/ATM | 0 | 0 | 0 | 0 |
| Fraud - Impersonation | 0 | 0 | 0 | 0 |
| Fraud - Welfare | 0 | 0 | 0 | 0 |
| Fraud - Wire | 0 | 0 | 0 | 0 |
| Motor Vehicle Theft | 1 | 0 | 0 | 0 |
| Robbery | 0 | 0 | 0 | 0 |
| Stolen Property Offenses | 0 | 0 | 0 | 0 |
| Theft - Pocket-picking | 0 | 0 | 0 | 0 |
| Theft - Purse Snatching | 0 | 0 | 0 | 0 |
| Theft - Shoplifting | 0 | 0 | 0 | 0 |
| Theft From Building | 0 | 0 | 0 | 0 |
| Theft From Coin Machine | 0 | 0 | 0 | 0 |
| Theft From Motor Vehicle | 1 | 0 | 0 | 0 |
| Theft of Motor Vehicle Parts | 0 | 0 | 0 | 0 |
| Theft - All Other Larceny | 0 | 0 | 0 | 0 |
| Crimes Against Society | | | | |
| Drug/Narcotic Violations | 5 | 5 | 5 | 0 |
| Drug/Narcotic Equipment Violations | 2 | 2 | 2 | 0 |
| Gambling - Betting/Wagering | 0 | 0 | 0 | 0 |
| Gambling - Operating/Promoting | 0 | 0 | 0 | 0 |
| Gambling - Equipment Violations | 0 | 0 | 0 | 0 |
| Gambling - Sports Tampering | 0 | 0 | 0 | 0 |
| Pornography/Obscene Material | 0 | 0 | 0 | 0 |
| Prostitution | 0 | 0 | 0 | 0 |
| Prostitution Assisting/Promoting | 0 | 0 | 0 | 0 |
| Weapon Law Violations | 0 | 0 | 0 | 0 |
| Total Group A Offenses | 10 | 7 | 7 | 0 |



Standing Stone State Park - 2007

2006 Population Estimate N/A

Offense Overview

Offense Total 1
Number Cleared 0
Percent Cleared 0.00 %

Group A Crimes per 100,000 population N/A

Arrest Overview

Total Arrests 0
Adult Arrests 0
Juvenile Arrests 0
Unknown Age 0

Arrests per 100,000 population N/A

Average number offenses/incident 1.00

Domestic Violence Victims

| Offense | Total | Arrests |
|-------------------------|----------|----------|
| Murder | 0 | 0 |
| Aggravated Assault | 0 | 0 |
| Simple Assault | 0 | 0 |
| Intimidation | 0 | 0 |
| Stalking | 0 | 0 |
| Forcible Rape | 0 | 0 |
| Forcible Sodomy | 0 | 0 |
| Sexual Assault W/Object | 0 | 0 |
| Forcible Fondling | 0 | 0 |
| Incest | 0 | 0 |
| Statutory Rape | 0 | 0 |
| Kidnaping/Abduction | 0 | 0 |
| Total | 0 | 0 |

TIBRS Group B Arrests

| Offense | Adult | Juvenile |
|-----------------------|----------|----------|
| Bad Checks | 0 | 0 |
| Curfew/Vagrancy | 0 | 0 |
| Disorderly Conduct | 0 | 0 |
| DUI | 0 | 0 |
| Drunkenness | 0 | 0 |
| Family-Non Violent | 0 | 0 |
| Liquor Law Violations | 0 | 0 |
| Peeping Tom | 0 | 0 |
| Runaway | 0 | 0 |
| Trespass | 0 | 0 |
| All Other Offenses | 0 | 0 |
| Total Group B | 0 | 0 |

| TIBRS Group A Offenses | Offenses | | Arrests | |
|------------------------------------|----------|----------|----------|----------|
| | Reported | Cleared | Adult | Juvenile |
| Crimes Against Persons | | | | |
| Murder | 0 | 0 | 0 | 0 |
| Negligent Manslaughter | 0 | 0 | 0 | 0 |
| Kidnaping/Abduction | 0 | 0 | 0 | 0 |
| Forcible Rape | 0 | 0 | 0 | 0 |
| Forcible Sodomy | 0 | 0 | 0 | 0 |
| Sexual Assault W/Object | 0 | 0 | 0 | 0 |
| Forcible Fondling | 0 | 0 | 0 | 0 |
| Incest | 0 | 0 | 0 | 0 |
| Statutory Rape | 0 | 0 | 0 | 0 |
| Aggravated Assault | 0 | 0 | 0 | 0 |
| Simple Assault | 0 | 0 | 0 | 0 |
| Intimidation | 0 | 0 | 0 | 0 |
| Stalking | 0 | 0 | 0 | 0 |
| Crimes Against Property | | | | |
| Arson | 0 | 0 | 0 | 0 |
| Bribery | 0 | 0 | 0 | 0 |
| Burglary | 0 | 0 | 0 | 0 |
| Counterfeiting/Forgery | 0 | 0 | 0 | 0 |
| Destruction/Damage/Vandalism | 1 | 0 | 0 | 0 |
| Embezzlement | 0 | 0 | 0 | 0 |
| Extortion/Blackmail | 0 | 0 | 0 | 0 |
| Fraud - False Pretenses | 0 | 0 | 0 | 0 |
| Fraud - Credit Card/ATM | 0 | 0 | 0 | 0 |
| Fraud - Impersonation | 0 | 0 | 0 | 0 |
| Fraud - Welfare | 0 | 0 | 0 | 0 |
| Fraud - Wire | 0 | 0 | 0 | 0 |
| Motor Vehicle Theft | 0 | 0 | 0 | 0 |
| Robbery | 0 | 0 | 0 | 0 |
| Stolen Property Offenses | 0 | 0 | 0 | 0 |
| Theft - Pocket-picking | 0 | 0 | 0 | 0 |
| Theft - Purse Snatching | 0 | 0 | 0 | 0 |
| Theft - Shoplifting | 0 | 0 | 0 | 0 |
| Theft From Building | 0 | 0 | 0 | 0 |
| Theft From Coin Machine | 0 | 0 | 0 | 0 |
| Theft From Motor Vehicle | 0 | 0 | 0 | 0 |
| Theft of Motor Vehicle Parts | 0 | 0 | 0 | 0 |
| Theft - All Other Larceny | 0 | 0 | 0 | 0 |
| Crimes Against Society | | | | |
| Drug/Narcotic Violations | 0 | 0 | 0 | 0 |
| Drug/Narcotic Equipment Violations | 0 | 0 | 0 | 0 |
| Gambling - Betting/Wagering | 0 | 0 | 0 | 0 |
| Gambling - Operating/Promoting | 0 | 0 | 0 | 0 |
| Gambling - Equipment Violations | 0 | 0 | 0 | 0 |
| Gambling - Sports Tampering | 0 | 0 | 0 | 0 |
| Pornography/Obscene Material | 0 | 0 | 0 | 0 |
| Prostitution | 0 | 0 | 0 | 0 |
| Prostitution Assisting/Promoting | 0 | 0 | 0 | 0 |
| Weapon Law Violations | 0 | 0 | 0 | 0 |
| Total Group A Offenses | 1 | 0 | 0 | 0 |



2006 Population Estimate N/A

Offense Overview

Offense Total 0
 Number Cleared 0
 Percent Cleared 0.00 %

Group A Crimes per 100,000 population N/A

Arrest Overview

Total Arrests 0
 Adult Arrests 0
 Juvenile Arrests 0
 Unknown Age 0

Arrests per 100,000 population N/A

Average number offenses/incident 0.00

Domestic Violence Victims

| Offense | Total | Arrests |
|-------------------------|----------|----------|
| Murder | 0 | 0 |
| Aggravated Assault | 0 | 0 |
| Simple Assault | 0 | 0 |
| Intimidation | 0 | 0 |
| Stalking | 0 | 0 |
| Forcible Rape | 0 | 0 |
| Forcible Sodomy | 0 | 0 |
| Sexual Assault W/Object | 0 | 0 |
| Forcible Fondling | 0 | 0 |
| Incest | 0 | 0 |
| Statutory Rape | 0 | 0 |
| Kidnaping/Abduction | 0 | 0 |
| Total | 0 | 0 |

TIBRS Group B Arrests

| Offense | Adult | Juvenile |
|-----------------------|----------|----------|
| Bad Checks | 0 | 0 |
| Curfew/Vagrancy | 0 | 0 |
| Disorderly Conduct | 0 | 0 |
| DUI | 0 | 0 |
| Drunkenness | 0 | 0 |
| Family-Non Violent | 0 | 0 |
| Liquor Law Violations | 0 | 0 |
| Peeping Tom | 0 | 0 |
| Runaway | 0 | 0 |
| Trespass | 0 | 0 |
| All Other Offenses | 0 | 0 |
| Total Group B | 0 | 0 |

| TIBRS Group A Offenses | Offenses | | Arrests | |
|------------------------------------|----------|----------|----------|----------|
| | Reported | Cleared | Adult | Juvenile |
| Crimes Against Persons | | | | |
| Murder | 0 | 0 | 0 | 0 |
| Negligent Manslaughter | 0 | 0 | 0 | 0 |
| Kidnaping/Abduction | 0 | 0 | 0 | 0 |
| Forcible Rape | 0 | 0 | 0 | 0 |
| Forcible Sodomy | 0 | 0 | 0 | 0 |
| Sexual Assault W/Object | 0 | 0 | 0 | 0 |
| Forcible Fondling | 0 | 0 | 0 | 0 |
| Incest | 0 | 0 | 0 | 0 |
| Statutory Rape | 0 | 0 | 0 | 0 |
| Aggravated Assault | 0 | 0 | 0 | 0 |
| Simple Assault | 0 | 0 | 0 | 0 |
| Intimidation | 0 | 0 | 0 | 0 |
| Stalking | 0 | 0 | 0 | 0 |
| Crimes Against Property | | | | |
| Arson | 0 | 0 | 0 | 0 |
| Bribery | 0 | 0 | 0 | 0 |
| Burglary | 0 | 0 | 0 | 0 |
| Counterfeiting/Forgery | 0 | 0 | 0 | 0 |
| Destruction/Damage/Vandalism | 0 | 0 | 0 | 0 |
| Embezzlement | 0 | 0 | 0 | 0 |
| Extortion/Blackmail | 0 | 0 | 0 | 0 |
| Fraud - False Pretenses | 0 | 0 | 0 | 0 |
| Fraud - Credit Card/ATM | 0 | 0 | 0 | 0 |
| Fraud - Impersonation | 0 | 0 | 0 | 0 |
| Fraud - Welfare | 0 | 0 | 0 | 0 |
| Fraud - Wire | 0 | 0 | 0 | 0 |
| Motor Vehicle Theft | 0 | 0 | 0 | 0 |
| Robbery | 0 | 0 | 0 | 0 |
| Stolen Property Offenses | 0 | 0 | 0 | 0 |
| Theft - Pocket-picking | 0 | 0 | 0 | 0 |
| Theft - Purse Snatching | 0 | 0 | 0 | 0 |
| Theft - Shoplifting | 0 | 0 | 0 | 0 |
| Theft From Building | 0 | 0 | 0 | 0 |
| Theft From Coin Machine | 0 | 0 | 0 | 0 |
| Theft From Motor Vehicle | 0 | 0 | 0 | 0 |
| Theft of Motor Vehicle Parts | 0 | 0 | 0 | 0 |
| Theft - All Other Larceny | 0 | 0 | 0 | 0 |
| Crimes Against Society | | | | |
| Drug/Narcotic Violations | 0 | 0 | 0 | 0 |
| Drug/Narcotic Equipment Violations | 0 | 0 | 0 | 0 |
| Gambling - Betting/Wagering | 0 | 0 | 0 | 0 |
| Gambling - Operating/Promoting | 0 | 0 | 0 | 0 |
| Gambling - Equipment Violations | 0 | 0 | 0 | 0 |
| Gambling - Sports Tampering | 0 | 0 | 0 | 0 |
| Pornography/Obscene Material | 0 | 0 | 0 | 0 |
| Prostitution | 0 | 0 | 0 | 0 |
| Prostitution Assisting/Promoting | 0 | 0 | 0 | 0 |
| Weapon Law Violations | 0 | 0 | 0 | 0 |
| Total Group A Offenses | 0 | 0 | 0 | 0 |



2006 Population Estimate N/A

Offense Overview

Offense Total 0
 Number Cleared 0
 Percent Cleared 0.00 %

Group A Crimes per 100,000 population N/A

Arrest Overview

Total Arrests 0
 Adult Arrests 0
 Juvenile Arrests 0
 Unknown Age 0

Arrests per 100,000 population N/A

Average number offenses/incident 0.00

Domestic Violence Victims

| Offense | Total | Arrests |
|-------------------------|----------|----------|
| Murder | 0 | 0 |
| Aggravated Assault | 0 | 0 |
| Simple Assault | 0 | 0 |
| Intimidation | 0 | 0 |
| Stalking | 0 | 0 |
| Forcible Rape | 0 | 0 |
| Forcible Sodomy | 0 | 0 |
| Sexual Assault W/Object | 0 | 0 |
| Forcible Fondling | 0 | 0 |
| Incest | 0 | 0 |
| Statutory Rape | 0 | 0 |
| Kidnaping/Abduction | 0 | 0 |
| Total | 0 | 0 |

TIBRS Group B Arrests

| Offense | Adult | Juvenile |
|-----------------------|----------|----------|
| Bad Checks | 0 | 0 |
| Curfew/Vagrancy | 0 | 0 |
| Disorderly Conduct | 0 | 0 |
| DUI | 0 | 0 |
| Drunkenness | 0 | 0 |
| Family-Non Violent | 0 | 0 |
| Liquor Law Violations | 0 | 0 |
| Peeping Tom | 0 | 0 |
| Runaway | 0 | 0 |
| Trespass | 0 | 0 |
| All Other Offenses | 0 | 0 |
| Total Group B | 0 | 0 |

| TIBRS Group A Offenses | Offenses | | Arrests | |
|------------------------------------|----------|----------|----------|----------|
| | Reported | Cleared | Adult | Juvenile |
| Crimes Against Persons | | | | |
| Murder | 0 | 0 | 0 | 0 |
| Negligent Manslaughter | 0 | 0 | 0 | 0 |
| Kidnaping/Abduction | 0 | 0 | 0 | 0 |
| Forcible Rape | 0 | 0 | 0 | 0 |
| Forcible Sodomy | 0 | 0 | 0 | 0 |
| Sexual Assault W/Object | 0 | 0 | 0 | 0 |
| Forcible Fondling | 0 | 0 | 0 | 0 |
| Incest | 0 | 0 | 0 | 0 |
| Statutory Rape | 0 | 0 | 0 | 0 |
| Aggravated Assault | 0 | 0 | 0 | 0 |
| Simple Assault | 0 | 0 | 0 | 0 |
| Intimidation | 0 | 0 | 0 | 0 |
| Stalking | 0 | 0 | 0 | 0 |
| Crimes Against Property | | | | |
| Arson | 0 | 0 | 0 | 0 |
| Bribery | 0 | 0 | 0 | 0 |
| Burglary | 0 | 0 | 0 | 0 |
| Counterfeiting/Forgery | 0 | 0 | 0 | 0 |
| Destruction/Damage/Vandalism | 0 | 0 | 0 | 0 |
| Embezzlement | 0 | 0 | 0 | 0 |
| Extortion/Blackmail | 0 | 0 | 0 | 0 |
| Fraud - False Pretenses | 0 | 0 | 0 | 0 |
| Fraud - Credit Card/ATM | 0 | 0 | 0 | 0 |
| Fraud - Impersonation | 0 | 0 | 0 | 0 |
| Fraud - Welfare | 0 | 0 | 0 | 0 |
| Fraud - Wire | 0 | 0 | 0 | 0 |
| Motor Vehicle Theft | 0 | 0 | 0 | 0 |
| Robbery | 0 | 0 | 0 | 0 |
| Stolen Property Offenses | 0 | 0 | 0 | 0 |
| Theft - Pocket-picking | 0 | 0 | 0 | 0 |
| Theft - Purse Snatching | 0 | 0 | 0 | 0 |
| Theft - Shoplifting | 0 | 0 | 0 | 0 |
| Theft From Building | 0 | 0 | 0 | 0 |
| Theft From Coin Machine | 0 | 0 | 0 | 0 |
| Theft From Motor Vehicle | 0 | 0 | 0 | 0 |
| Theft of Motor Vehicle Parts | 0 | 0 | 0 | 0 |
| Theft - All Other Larceny | 0 | 0 | 0 | 0 |
| Crimes Against Society | | | | |
| Drug/Narcotic Violations | 0 | 0 | 0 | 0 |
| Drug/Narcotic Equipment Violations | 0 | 0 | 0 | 0 |
| Gambling - Betting/Wagering | 0 | 0 | 0 | 0 |
| Gambling - Operating/Promoting | 0 | 0 | 0 | 0 |
| Gambling - Equipment Violations | 0 | 0 | 0 | 0 |
| Gambling - Sports Tampering | 0 | 0 | 0 | 0 |
| Pornography/Obscene Material | 0 | 0 | 0 | 0 |
| Prostitution | 0 | 0 | 0 | 0 |
| Prostitution Assisting/Promoting | 0 | 0 | 0 | 0 |
| Weapon Law Violations | 0 | 0 | 0 | 0 |
| Total Group A Offenses | 0 | 0 | 0 | 0 |



2006 Population Estimate N/A

Offense Overview

Offense Total 0
 Number Cleared 0
 Percent Cleared 0.00 %

Group A Crimes per 100,000 population N/A

Arrest Overview

Total Arrests 0
 Adult Arrests 0
 Juvenile Arrests 0
 Unknown Age 0

Arrests per 100,000 population N/A

Average number offenses/incident 0.00

Domestic Violence Victims

| Offense | Total | Arrests |
|-------------------------|----------|----------|
| Murder | 0 | 0 |
| Aggravated Assault | 0 | 0 |
| Simple Assault | 0 | 0 |
| Intimidation | 0 | 0 |
| Stalking | 0 | 0 |
| Forcible Rape | 0 | 0 |
| Forcible Sodomy | 0 | 0 |
| Sexual Assault W/Object | 0 | 0 |
| Forcible Fondling | 0 | 0 |
| Incest | 0 | 0 |
| Statutory Rape | 0 | 0 |
| Kidnaping/Abduction | 0 | 0 |
| Total | 0 | 0 |

TIBRS Group B Arrests

| Offense | Adult | Juvenile |
|-----------------------|----------|----------|
| Bad Checks | 0 | 0 |
| Curfew/Vagrancy | 0 | 0 |
| Disorderly Conduct | 0 | 0 |
| DUI | 0 | 0 |
| Drunkenness | 0 | 0 |
| Family-Non Violent | 0 | 0 |
| Liquor Law Violations | 0 | 0 |
| Peeping Tom | 0 | 0 |
| Runaway | 0 | 0 |
| Trespass | 0 | 0 |
| All Other Offenses | 0 | 0 |
| Total Group B | 0 | 0 |

| TIBRS Group A Offenses | Offenses | | Arrests | |
|------------------------------------|----------|----------|----------|----------|
| | Reported | Cleared | Adult | Juvenile |
| Crimes Against Persons | | | | |
| Murder | 0 | 0 | 0 | 0 |
| Negligent Manslaughter | 0 | 0 | 0 | 0 |
| Kidnaping/Abduction | 0 | 0 | 0 | 0 |
| Forcible Rape | 0 | 0 | 0 | 0 |
| Forcible Sodomy | 0 | 0 | 0 | 0 |
| Sexual Assault W/Object | 0 | 0 | 0 | 0 |
| Forcible Fondling | 0 | 0 | 0 | 0 |
| Incest | 0 | 0 | 0 | 0 |
| Statutory Rape | 0 | 0 | 0 | 0 |
| Aggravated Assault | 0 | 0 | 0 | 0 |
| Simple Assault | 0 | 0 | 0 | 0 |
| Intimidation | 0 | 0 | 0 | 0 |
| Stalking | 0 | 0 | 0 | 0 |
| Crimes Against Property | | | | |
| Arson | 0 | 0 | 0 | 0 |
| Bribery | 0 | 0 | 0 | 0 |
| Burglary | 0 | 0 | 0 | 0 |
| Counterfeiting/Forgery | 0 | 0 | 0 | 0 |
| Destruction/Damage/Vandalism | 0 | 0 | 0 | 0 |
| Embezzlement | 0 | 0 | 0 | 0 |
| Extortion/Blackmail | 0 | 0 | 0 | 0 |
| Fraud - False Pretenses | 0 | 0 | 0 | 0 |
| Fraud - Credit Card/ATM | 0 | 0 | 0 | 0 |
| Fraud - Impersonation | 0 | 0 | 0 | 0 |
| Fraud - Welfare | 0 | 0 | 0 | 0 |
| Fraud - Wire | 0 | 0 | 0 | 0 |
| Motor Vehicle Theft | 0 | 0 | 0 | 0 |
| Robbery | 0 | 0 | 0 | 0 |
| Stolen Property Offenses | 0 | 0 | 0 | 0 |
| Theft - Pocket-picking | 0 | 0 | 0 | 0 |
| Theft - Purse Snatching | 0 | 0 | 0 | 0 |
| Theft - Shoplifting | 0 | 0 | 0 | 0 |
| Theft From Building | 0 | 0 | 0 | 0 |
| Theft From Coin Machine | 0 | 0 | 0 | 0 |
| Theft From Motor Vehicle | 0 | 0 | 0 | 0 |
| Theft of Motor Vehicle Parts | 0 | 0 | 0 | 0 |
| Theft - All Other Larceny | 0 | 0 | 0 | 0 |
| Crimes Against Society | | | | |
| Drug/Narcotic Violations | 0 | 0 | 0 | 0 |
| Drug/Narcotic Equipment Violations | 0 | 0 | 0 | 0 |
| Gambling - Betting/Wagering | 0 | 0 | 0 | 0 |
| Gambling - Operating/Promoting | 0 | 0 | 0 | 0 |
| Gambling - Equipment Violations | 0 | 0 | 0 | 0 |
| Gambling - Sports Tampering | 0 | 0 | 0 | 0 |
| Pornography/Obscene Material | 0 | 0 | 0 | 0 |
| Prostitution | 0 | 0 | 0 | 0 |
| Prostitution Assisting/Promoting | 0 | 0 | 0 | 0 |
| Weapon Law Violations | 0 | 0 | 0 | 0 |
| Total Group A Offenses | 0 | 0 | 0 | 0 |



| | |
|---------------------------------|--------|
| 2006 Population Estimate | N/A |
| Offense Overview | |
| Offense Total | 5 |
| Number Cleared | 0 |
| Percent Cleared | 0.00 % |

Group A Crimes per 100,000 population N/A

| | |
|------------------------|---|
| Arrest Overview | |
| Total Arrests | 1 |
| Adult Arrests | 1 |
| Juvenile Arrests | 0 |
| Unknown Age | 0 |

Arrests per 100,000 population N/A

Average number offenses/incident 1.25

| Domestic Violence Victims | | |
|---------------------------|----------|----------|
| Offense | Total | Arrests |
| Murder | 0 | 0 |
| Aggravated Assault | 0 | 0 |
| Simple Assault | 0 | 0 |
| Intimidation | 0 | 0 |
| Stalking | 0 | 0 |
| Forcible Rape | 0 | 0 |
| Forcible Sodomy | 0 | 0 |
| Sexual Assault W/Object | 0 | 0 |
| Forcible Fondling | 0 | 0 |
| Incest | 0 | 0 |
| Statutory Rape | 0 | 0 |
| Kidnaping/Abduction | 0 | 0 |
| Total | 0 | 0 |

| TIBRS Group B Arrests | | |
|-----------------------|----------|----------|
| Offense | Adult | Juvenile |
| Bad Checks | 0 | 0 |
| Curfew/Vagrancy | 0 | 0 |
| Disorderly Conduct | 0 | 0 |
| DUI | 1 | 0 |
| Drunkenness | 0 | 0 |
| Family-Non Violent | 0 | 0 |
| Liquor Law Violations | 0 | 0 |
| Peeping Tom | 0 | 0 |
| Runaway | 0 | 0 |
| Trespass | 0 | 0 |
| All Other Offenses | 0 | 0 |
| Total Group B | 1 | 0 |

| TIBRS Group A Offenses | Offenses | | Arrests | |
|------------------------------------|----------|----------|----------|----------|
| | Reported | Cleared | Adult | Juvenile |
| Crimes Against Persons | | | | |
| Murder | 0 | 0 | 0 | 0 |
| Negligent Manslaughter | 0 | 0 | 0 | 0 |
| Kidnaping/Abduction | 0 | 0 | 0 | 0 |
| Forcible Rape | 0 | 0 | 0 | 0 |
| Forcible Sodomy | 0 | 0 | 0 | 0 |
| Sexual Assault W/Object | 0 | 0 | 0 | 0 |
| Forcible Fondling | 0 | 0 | 0 | 0 |
| Incest | 0 | 0 | 0 | 0 |
| Statutory Rape | 0 | 0 | 0 | 0 |
| Aggravated Assault | 0 | 0 | 0 | 0 |
| Simple Assault | 0 | 0 | 0 | 0 |
| Intimidation | 0 | 0 | 0 | 0 |
| Stalking | 0 | 0 | 0 | 0 |
| Crimes Against Property | | | | |
| Arson | 0 | 0 | 0 | 0 |
| Bribery | 0 | 0 | 0 | 0 |
| Burglary | 0 | 0 | 0 | 0 |
| Counterfeiting/Forgery | 0 | 0 | 0 | 0 |
| Destruction/Damage/Vandalism | 1 | 0 | 0 | 0 |
| Embezzlement | 0 | 0 | 0 | 0 |
| Extortion/Blackmail | 0 | 0 | 0 | 0 |
| Fraud - False Pretenses | 0 | 0 | 0 | 0 |
| Fraud - Credit Card/ATM | 0 | 0 | 0 | 0 |
| Fraud - Impersonation | 0 | 0 | 0 | 0 |
| Fraud - Welfare | 0 | 0 | 0 | 0 |
| Fraud - Wire | 0 | 0 | 0 | 0 |
| Motor Vehicle Theft | 0 | 0 | 0 | 0 |
| Robbery | 0 | 0 | 0 | 0 |
| Stolen Property Offenses | 0 | 0 | 0 | 0 |
| Theft - Pocket-picking | 0 | 0 | 0 | 0 |
| Theft - Purse Snatching | 0 | 0 | 0 | 0 |
| Theft - Shoplifting | 0 | 0 | 0 | 0 |
| Theft From Building | 0 | 0 | 0 | 0 |
| Theft From Coin Machine | 1 | 0 | 0 | 0 |
| Theft From Motor Vehicle | 1 | 0 | 0 | 0 |
| Theft of Motor Vehicle Parts | 0 | 0 | 0 | 0 |
| Theft - All Other Larceny | 2 | 0 | 0 | 0 |
| Crimes Against Society | | | | |
| Drug/Narcotic Violations | 0 | 0 | 0 | 0 |
| Drug/Narcotic Equipment Violations | 0 | 0 | 0 | 0 |
| Gambling - Betting/Wagering | 0 | 0 | 0 | 0 |
| Gambling - Operating/Promoting | 0 | 0 | 0 | 0 |
| Gambling - Equipment Violations | 0 | 0 | 0 | 0 |
| Gambling - Sports Tampering | 0 | 0 | 0 | 0 |
| Pornography/Obscene Material | 0 | 0 | 0 | 0 |
| Prostitution | 0 | 0 | 0 | 0 |
| Prostitution Assisting/Promoting | 0 | 0 | 0 | 0 |
| Weapon Law Violations | 0 | 0 | 0 | 0 |
| Total Group A Offenses | 5 | 0 | 0 | 0 |



APPENDIX

2007



TIBRS Group A

Offense Definitions

Arson – To unlawfully and intentionally damage, or attempt to damage, any real or personal property by fire or incendiary device.

Assault Offenses – An unlawful attack by one person on another.

Aggravated Assault – An unlawful attack by one person upon another wherein the offender uses a weapon or displays it in a threatening manner, or the victim suffers obvious severe or aggravated bodily injury involving apparent broken bones, loss of teeth, possible internal injury, severe laceration or loss of consciousness.

Simple Assault – An unlawful physical attack by one person upon another where neither the offender displays a weapon, nor the victim suffers obvious severe or aggravated bodily injury involving apparent broken bones, loss of teeth, possible internal injury, severe laceration or loss of consciousness.

Intimidation – To unlawfully place another person in reasonable fear of bodily harm through the use of threatening words and/or other conduct, but without displaying a weapon or subjecting the victim to actual physical attack.

Stalking – To intentionally and repeatedly follow or harass another person in such a manner as would cause that person to be in reasonable fear of being assaulted, suffering bodily injury or death.

Bribery – The offering, giving, receiving or soliciting of any thing of value (i.e., a bribe, gratuity or kickback) to sway the judgment or action of a person in a position of trust or influence.

Burglary/Breaking and Entering – The unlawful entry into a building or other structure with the intent to commit a felony or a theft.

Counterfeiting/Forgery – The altering, copying or imitation of something, without authority or right, with the intent to deceive or defraud by passing the copy or thing altered or imitated as that which is original or genuine; or the selling, buying or possession of an altered, copied or imitated thing with the intent to deceive or defraud.

Destruction/Damage/Vandalism of Property – To willfully or maliciously destroy, damage, deface or otherwise injure real or personal property without the consent of the owner or the person having custody or control of it.

Drug/Narcotic Offenses – The violation of laws prohibiting the production, distribution, and/or use of certain controlled substances and the equipment or devices utilized in their preparation and/or use.



Drug/Narcotic Violations – The unlawful cultivation, manufacture, distribution, sale, purchase, use, possession, transportation or importation of any controlled drug or narcotic substance.

Drug Equipment Violations – The unlawful manufacture, sale, purchase, possession or transportation of equipment or devices utilized in preparing and/or using drugs or narcotics.

Embezzlement – The unlawful misappropriation by an offender to his/her own use or purpose of money, property, or some other thing of value entrusted to his/her care, custody or control.

Extortion/Blackmail – To unlawfully obtain money, property, or any other thing of value, either tangible or intangible, through the use or threat of force, misuse of authority, threat of criminal prosecution, threat of destruction of reputation or social standing or through other coercive means.

Fraud Offenses – The intentional perversion of the truth for the purpose of inducing another person or other entity in reliance upon it to part with some thing of value or surrender a legal right.

False Pretenses/Swindle/Confidence Game – The intentional misrepresentation of existing facts or conditions, or the use of some other deceptive scheme or device to obtain money, goods, or other things of value.

Credit Card/Automatic Teller Machine Fraud – The unlawful use of a credit or debit card or automatic teller machine for fraudulent purposes.

Impersonation – Falsely representing one's identity or position, and acting in the character or position thus unlawfully assumed, to deceive others and thereby gain a profit or advantage, enjoy some right or privilege, or subject another person or entity to an expense, charge, or liability which would not have otherwise been incurred.

Welfare Fraud – The use of deceitful statements, practices or devices to unlawfully obtain welfare benefits.

Wire Fraud – The use of an electric or electronic communications facility to intentionally transmit a false and/or deceptive message in furtherance of a fraudulent activity.

Gambling Offenses – To unlawfully bet or wager money or something else of value; assist, promote or operate a game of chance for money or some other stake; possess or transmit wagering information; manufacture, sell, purchase, possess or transport gambling equipment, devices or goods; or tamper with the outcome of a sporting event or contest to gain a gambling advantage.

Betting/Wagering – To unlawfully stake money or something else of value on the happening of an uncertain event or on the ascertainment of a fact in dispute.



Operating/Promoting/Assisting Gambling – To unlawfully operate, promote or assist in the operation of a game of chance, lottery or other gambling activity.

Gambling Equipment Violations – To unlawfully manufacture, sell, buy, possess or transport equipment, devices and/or goods used for gambling purposes.

Sports Tampering – To unlawfully alter, meddle in or otherwise interfere with a sporting contest or event for the purpose of gaining a gambling advantage.

Homicide Offenses

Murder and Nonnegligent Manslaughter – The willful (nonnegligent) killing of one human being by another.

Negligent Manslaughter – The killing of another person through negligence.

Justifiable Homicide – The killing of a perpetrator of a serious criminal offense by a peace officer in the line of duty; or the killing, during the commission of a serious criminal offense, of the perpetrator by a private individual.

* Justifiable homicide is not an actual offense, is not considered a crime and is not included in an agency's crime counts.

Kidnapping/Abduction – The unlawful seizure, transportation, and/or detention of a person against his/her will, or of a minor without the consent of his/her custodial parent(s) or legal guardian.

Larceny/Theft Offenses – The unlawful taking, carrying, leading or riding away of property from the possession, or constructive possession, of another person.

Pocket-Picking – The theft of articles from another person's physical possession by stealth where the victim does not become immediately aware of the theft.

Purse Snatching – The grabbing or snatching of a purse, handbag, etc., from the physical possession of another person.

Shoplifting – The theft, by someone other than an employee of the victim, of goods or merchandise exposed for sale.

Theft from Building – A theft from within a building which is either open to the general public or of which the offender has legal access.

Theft from Coin-Operated Machine or Device – A theft from a machine or device which is operated or activated by the use of coins.

Theft from Motor Vehicle – The theft of articles from a motor vehicle, whether locked or unlocked.



Larceny Offenses (continued)

Theft of Motor Vehicle Parts or Accessories – The theft of any part or accessory affixed to the interior or exterior of a motor vehicle in a manner which would make the item an attachment of the vehicle or necessary for its operation.

All Other Larceny – All thefts which do not fit any of the definitions of the specific subcategories of Larceny/Theft listed above.

Motor Vehicle Theft – The theft of a motor vehicle.

Pornography/Obscene Material – The violation of laws or ordinances prohibiting the manufacture, publishing, sale, purchase or possession of sexually explicit material, e.g., literature, photographs, etc.

Prostitution Offenses

Prostitution – To unlawfully engage in sexual relations for profit.

Assisting or Promoting Prostitution – To solicit customers or transport persons for prostitution purposes; to own, manage or operate a dwelling or other establishment for the purpose of providing a place where prostitution is performed; or to otherwise assist or promote prostitution.

Robbery – The taking, or attempting to take, anything of value under confrontational circumstances from the control, custody or care of another person by force or threat of force or violence, and/or by putting the victim in fear of immediate harm.

Sex Offenses, Forcible – Any sexual act directed against another person, forcibly and/or against that person's will; or not forcibly or against the person's will where the victim is incapable of giving consent.

Forcible Rape – The carnal knowledge of a person, forcibly and/or against that person's will; or not forcibly or against the person's will where the victim is incapable of giving consent because of his/her youth or because of his/her temporary or permanent mental or physical incapacity.

Forcible Sodomy – Oral or anal sexual intercourse with another person, forcibly and/or against that person's will; or not forcibly or against the person's will where the victim is incapable of giving consent because of his/her youth or because of his/her temporary or permanent mental or physical incapacity.

Sexual Assault With An Object – To use an object or instrument to unlawfully penetrate, however slightly, the genital or anal opening of the body of another person, forcibly and/or against that person's will; or not forcibly or against the person's will where the victim is incapable of giving consent because of his/her youth or his/her temporary or permanent mental or physical incapacity.



Forcible Sex Offenses (continued)

Forcible Fondling – The touching of the private body parts of another person for the purpose of sexual gratification, forcibly and/or against that person's will; or not forcibly or against the person's will where the victim is incapable of giving consent because of his/her youth or because of his/her temporary or permanent mental or physical incapacity.

Sex Offenses, Nonforcible – Unlawful, Nonforcible sexual intercourse.

Incest – Nonforcible sexual intercourse between persons who are related to each other within the degrees wherein marriage is prohibited by law.

Statutory Rape – Nonforcible sexual intercourse with a person who is under the statutory age of consent.

Note: By Tennessee Statute the victim must be between ages 13-17 and the offender must be at least four years older for an offense to be classified as Statutory Rape.

Stolen Property Offense – Receiving, buying, selling, possessing, concealing or transporting any property with the knowledge that it has been unlawfully taken, as by burglary, embezzlement, fraud, larceny, robbery, etc.

Weapon Law Violations – The violation of laws or ordinances prohibiting the manufacture, sale, purchase, transportation, possession, concealment or use of firearms, cutting instruments, explosives, incendiary devices or other deadly weapons. This category includes violations such as the manufacture, sale or possession of deadly weapons; carrying deadly weapons, concealed or openly; using, manufacturing, etc., silencers; and furnishing deadly weapons to minors.



TIBRS Group B Offense Definitions

There are eleven Group B offense categories and they encompass all of the crimes which are not Group A offenses, with the exception of most traffic offenses which TIBRS does not collect information on.

Bad Checks – Knowingly and intentionally writing and/or negotiating checks drawn against insufficient or nonexistent funds.

Curfew/Loitering/Vagrancy Violations – The violation of a court order, regulation, ordinance or law requiring the withdrawal of persons from the streets or other specified areas; prohibiting persons from remaining in an area or place in an idle or aimless manner; or prohibiting persons from going from place to place without visible means of support.

Disorderly Conduct – Any behavior that tends to disturb the public peace or decorum, scandalize the community or shock the public sense of morality.

Driving Under the Influence – Driving or operating a motor vehicle or common carrier while mentally or physically impaired as the result of consuming an alcoholic beverage or using a drug or narcotic.

Drunkenness – To drink alcoholic beverages to the extent that one's mental faculties and physical coordination are substantially impaired.

Family Offense, Nonviolent – Unlawful, nonviolent acts by a family member (or legal guardian) which threaten the physical, mental or economic well-being or morals of another family member and which are not classifiable as other offenses, such as Assault, Incest, Statutory Rape, etc.

Liquor Law Violations – The violation of laws or ordinances prohibiting the manufacture, sale, purchase, transportation, possession or use of alcoholic beverages.

Peeping Tom – To secretly look through a window, doorway, keyhole or other aperture for the purpose of voyeurism.

Runaway – A person under 18 years of age who has left home without the permission of his/her parent(s) or legal guardian.

Trespass of Real Property – To unlawfully enter land, a dwelling or other real property.

All Other Offenses – All crimes which are not Group A offenses and not included in one of the specifically named Group B crime categories listed above.

Includes: Contempt of Court, Failure to Appear, Violation of Probation / Parole.



Glossary of Terms and Definitions

| | |
|---------------------------|--|
| Bias Motivation | Data element collecting hate or bias motivated crime information. |
| CSU | Crime Statistics Unit – TBI unit responsible for day to day operations of Tennessee Incident Based Reporting System Program. |
| Element | A component or part of any given criminal incident. |
| Exceptional Clearance | An incident is cleared by exceptional means when circumstances beyond law enforcement control prevents a physical arrest. The offender is known as is his/her location. |
| FBI | Federal Bureau of Investigation |
| Group A Offense | Twenty-two classification of crime categories comprised of 47 separate criminal offenses. |
| Group B Offense | Eleven classifications of activities that violate state statutes or local ordinances that are reported to TIBRS when an arrest is made. |
| Incident | An incident is defined as all offenses committed by one or more offenders acting in concert and occurring at the same time and place. |
| Incident Number | A number used to uniquely identify an incident at a reporting agency. |
| LEIC | Law Enforcement Information Coordinator – staff at the TBI CSU that conduct audits, training and monitor quality control issues. |
| LEOKA | Law Enforcement Officer Killed or Assaulted – a national program that collects information on any incidents involving an assault or killing of a law enforcement official. |
| Multiple Arrest Indicator | A field used if investigation determines that the current arrestee committed other unsolved crimes and will be charged with those crimes. |
| NIBRS | National Incident Based Reporting System – the FBI’s system to collect crime statistics information in an incident based format. |
| Offense | Criminal Activity that has been identified and reported to TIBRS in the established format. |



Glossary of Terms and Definitions (continued)

| | |
|----------------|---|
| ORI Number | A 9-character number used as an agency identifier assigned by the FBI. |
| RAC | Reporting Agency Coordinator – the person designated to be the local agency contact for the TIBRS program. |
| Summary System | A system of reporting eight index crimes to the FBI's Uniform Crime Reporting system. The system collects information in the aggregate or summary format instead of incident based. Only the most serious crime in an incident is reported. |
| TBI | Tennessee Bureau of Investigation |
| TIBRS | Tennessee Incident Based Reporting System – the state system for collection of crime statistics information in an incident based format. |
| TCA | Tennessee Code Annotated |
| UCR | Uniform Crime Reporting – the national system for collection of crime statistics based upon standard offense definitions. |

Units of Count – Offense

The units of count principles are based upon FBI practices and conform to national standards for counting offenses.

Crimes Against Persons – Homicide, Assaults, Sex Offenses (forcible and non forcible), kidnapping. Each victim equals one offense. Example – an incident involving an aggravated assault with two victims will be counted as two aggravated assaults.

Crimes Against Property – Each offense counts as one occurrence with the exception of Motor Vehicle Theft which is the count of the number of vehicles stolen.

Crimes Against Society – Each offense counts as one occurrence. Example – one drug narcotic violation counts as one offense.

Units of Count – Clearances

The units of count for clearances are based upon FBI practices and conform to national standards for counting clearances. Example – one arrest or exceptional clearance will clear all offenses in the incident.



Other resources available at the link below:

http://www.tbi.state.tn.us/divisions/isd_csu.htm

TIBRS Data Collection Manual

TIBRS Error Manual

Updated statistics may be found at www.tncrimeonline.com by clicking on the Public Website – Crime Statistics link.



Tennessee Bureau of Investigation, Publication Authorization No. 348141, April 2008, 600 copies. This document was promulgated at a cost of \$0.576 per copy.

