

# CRIME IN TENNESSEE

## 2006



PREPARED BY  
TENNESSEE BUREAU OF INVESTIGATION  
CRIME STATISTICS UNIT







**PHIL BREDESEN**  
Governor

## **TENNESSEE BUREAU OF INVESTIGATION**

901 R.S. Gass Boulevard  
Nashville, Tennessee 37216-2639  
(615) 744-4000  
TDD (615) 744-4001



**Mark Gwyn**  
Director

May 18, 2007

Ladies and Gentlemen:

I am pleased to present the 2006 Crime in Tennessee report for the sixth consecutive year we have released these statistics. The information contained in the report is based upon crime statistics information submitted by all law enforcement agencies in Tennessee to TBI's Tennessee Incident Based Reporting System (TIBRS) Program. TIBRS is the state version of the FBI's National Incident Based Reporting System (NIBRS) Program. The report for 2006 is only being released electronically. More detailed statistical information may be found for individual agencies, counties and the state at [www.tncrimeonline.com](http://www.tncrimeonline.com).

The TBI is mandated by T.C.A. §38-10-101 et seq. to create a program to collect crime statistics from all law enforcement agencies in the state. The TIBRS program collects comprehensive data on crime incidents including information on the offense, victim, offender, arrestee and relationship between the victim and offender. Because of the type of data collected, the TIBRS program provides a more accurate and detailed depiction of the crime events in each community than the data published by the FBI in their annual Crime in the United States report.

Tennessee continues to be one of the most populous states in the nation where all crime statistics are reported by NIBRS compliant agencies and the efforts by Tennessee's law enforcement agencies are a model for the nation. The success of the TIBRS Program is the result of the continued cooperation of all law enforcement agencies in the state. The TBI continues to provide TIBRS training to commissioned and non-commissioned law enforcement personnel. Over 28,000 personnel have received training during the last several years. TBI is committed to this effort and will continue to provide the training and technical assistance necessary to collect the most accurate and comprehensive crime statistics for Tennessee and its citizens.

As you review this report, please remember that we strongly discourage any ranking of the agencies. There are many demographic, socio-economic and other factors that are beyond the control of law enforcement that cause the nature and type of reported crime to vary from place to place and ranking agencies based on the reported crime numbers would not be fair to the agencies or the communities.

I am very proud of the efforts of all participating law enforcement agencies in the state that allow this report to be produced. Our combined efforts have resulted in a successful program and this annual report detailing the nature of crime occurrences in our state.

Sincerely,

**Mark Gwyn**  
Director





# Table of Contents

Introduction .....	1
Statewide Reports .....	5
Tennessee Statewide .....	6
Crimes Against Persons In Tennessee .....	7
Crimes Against Property in Tennessee .....	9
Crimes Against Society in Tennessee .....	11
Drug Related Offenses by Drug Type - Graph .....	13
Methamphetamine Related Offenses by Month - Graph .....	13
Group A Offenses vs. Clearances by Month - Graph .....	14
Group B Arrests by Month - Graph .....	14
Offenses and Weapons Used .....	15
Offenses by Time of Day .....	17
Offender Suspected of Using .....	18
Group A Offenses by Time of Day - Graph .....	19
Group A Offenses by Location Group - Graph .....	19
Offense Location .....	20
Arrestee Information .....	25
Arrestee Sex and Race .....	26
Arrestee Age .....	27
Juvenile Arrestee Sex and Race .....	28
Arrestee Race - Male .....	29
Arrestee Age - Male .....	30
Arrestee Race - Female .....	31
Arrestee Age - Female .....	32
Group B Arrestee Sex and Race .....	33
Group B Arrestee Age .....	33
Group B Juvenile Arrestee Sex and Race .....	33
Group B Arrestee Race - Male .....	34
Group B Arrestee Age - Male .....	34
Group B Arrestee Race - Female .....	35
Group B Arrestee Age - Female .....	35
Victim Information .....	37
Victim Sex and Race .....	38
Victim Age .....	39
Victim Sex and Race - Juvenile .....	40
Victim Race - Male .....	41
Victim Age - Male .....	42
Victim Race - Female .....	43
Victim Age - Female .....	44
Domestic Violence Victim - Sex and Race .....	45
Domestic Violence Victim - Age .....	45
Domestic Violence Victim Race - Male .....	46
Domestic Violence Victim Age - Male .....	46
Domestic Violence Victim Race - Female .....	47



## Statewide (continued)

Domestic Violence Victim Age - Female .....	47
Domestic Violence Victim - Relationship to Offender .....	48
Three Year Trends .....	49
Tennessee Statewide .....	50
Crimes Against Persons (Excluding Assaults) - 3 Year Comparison Graph .....	51
Assault Offenses - 3 Year Comparison - Graph .....	51
Crimes Against Property - 3 Year Comparison - Graph .....	52
Larceny/Theft - 3 Year Comparison - Graph .....	52
Crimes Against Society - 3 Year Comparison .....	53
Clandestine Laboratory vs. Illegally Imported Drug Origin for Methamphetamine - 3 Year Comparison .....	53
Group A Offenses By Time of Day - 3 Year Comparison - Graph .....	54
Group A Offenses by Location Group - 3 Year Comparison - Graph .....	54
Total Arrests - Three Year Comparison .....	55
Juvenile Arrests - Three Year Comparison .....	56
Group B Arrests - 3 Year Comparison - Graph .....	57
DUI Arrests - 3 Year Comparison - Graph .....	57
Total Victims - Three Year Comparison .....	58
Juvenile Victims - Three Year Comparison .....	59
Domestic Violence Victims - Three Year Comparison .....	60

## Sheriff's Departments

Anderson County .....	62
Bedford County .....	63
Benton County ** .....	64
Bledsoe County ** .....	65
Blount County .....	66
Bradley County .....	67
Campbell County .....	68
Cannon County .....	69
Carroll County .....	70
Carter County .....	71
Cheatham County .....	72
Chester County .....	73
Claiborne County .....	74
Clay County .....	75
Cocke County .....	76
Coffee County .....	77
Crockett County .....	78
Cumberland County ** .....	79
Decatur County .....	80





## Sheriff's Departments (continued)

DeKalb County .....	81
Dickson County .....	82
Dyer County .....	83
Fayette County .....	84
Fentress County .....	85
Franklin County .....	86
Gibson County .....	87
Giles County .....	88
Grainger County .....	89
Greene County .....	90
Grundy County .....	91
Hamblen County .....	92
Hamilton County .....	93
Hancock County .....	94
Hardeman County .....	95
Hardin County .....	96
Hawkins County .....	97
Haywood County .....	98
Henderson County .....	99
Henry County .....	100
Hickman County ** .....	101
Houston County .....	102
Humphreys County .....	103
Jackson County .....	104
Jefferson County .....	105
Johnson County .....	106
Knox County .....	107
Lake County .....	108
Lauderdale County ** .....	109
Lawrence County .....	110
Lewis County .....	111
Lincoln County .....	112
Loudon County .....	113
Macon County .....	114
Madison County .....	115
Marion County ** .....	116
Marshall County .....	117
Maury County .....	118
McMinn County .....	119
McNairy County ** .....	120
Meigs County .....	121
Metro Hartsville/Trousdale County .....	122
Monroe County .....	123



## Sheriff's Departments (continued)

Montgomery County .....	124
Moore County .....	125
Morgan County .....	126
Obion County .....	127
Overton County .....	128
Perry County .....	129
Pickett County ** .....	130
Polk County ** .....	131
Putnam County .....	132
Rhea County .....	133
Roane County .....	134
Robertson County .....	135
Rutherford County ** .....	136
Scott County .....	137
Sequatchie County .....	138
Sevier County .....	139
Shelby County .....	140
Smith County .....	141
Stewart County .....	142
Sullivan County .....	143
Sumner County .....	144
Tipton County .....	145
Unicoi County .....	146
Union County .....	147
Van Buren County .....	148
Warren County .....	149
Washington County .....	150
Wayne County .....	151
Weakley County .....	152
White County .....	153
Williamson County .....	154
Wilson County .....	155

## Municipal Police Departments

Adamsville .....	158
Alamo .....	159
Alcoa .....	160
Alexandria .....	161
Algood .....	162
Ardmore .....	163
Ashland City .....	164
Athens .....	165





## Municipal Police Departments (continued)

Atoka .....	166
Baileyton .....	167
Baneberry .....	168
Bartlett .....	169
Baxter .....	170
Bean Station .....	171
Belle Meade .....	172
Bells .....	173
Benton .....	174
Berry Hill .....	175
Bethel Springs ** .....	176
Big Sandy .....	177
Blaine .....	178
Bluff City .....	179
Bolivar .....	180
Bradford .....	181
Brentwood .....	182
Brighton .....	183
Bristol .....	184
Brownsville .....	185
Bruceton .....	186
Burns .....	187
Calhoun .....	188
Camden .....	189
Carthage .....	190
Caryville .....	191
Celina .....	192
Centerville .....	193
Chapel Hill .....	194
Charleston .....	195
Chattanooga .....	196
Church Hill .....	197
Clarksburg .....	198
Clarksville .....	199
Cleveland .....	200
Clifton .....	201
Clinton .....	202
Collegedale .....	203
Collierville .....	204
Collinwood .....	205
Columbia .....	206
Cookeville .....	207
Coopertown .....	208
Copperhill .....	209



## Municipal Police Departments (continued)

Cornersville .....	210
Covington .....	211
Cowan .....	212
Cross Plains .....	213
Crossville .....	214
Crump .....	215
Cumberland City .....	216
Cumberland Gap .....	217
Dandridge .....	218
Dayton .....	219
Decatur .....	220
Decaturville .....	221
Decherd .....	222
Dickson .....	223
Dover .....	224
Dresden .....	225
Dunlap .....	226
Dyer .....	227
Dyersburg .....	228
Eagleville .....	229
East Ridge .....	230
Elizabethton .....	231
Elkton .....	232
Englewood .....	233
Erin .....	234
Erwin .....	235
Estill Springs .....	236
Ethridge .....	237
Etowah ** .....	238
Fairview .....	239
Fayetteville .....	240
Franklin .....	241
Friendship .....	242
Gadsden .....	243
Gainesboro .....	244
Gallatin .....	245
Gallaway .....	246
Gates .....	247
Gatlinburg .....	248
Germantown .....	249
Gibson .....	250
Gleason .....	251
Goodlettsville .....	252
Gordonsville .....	253



## Municipal Police Departments (continued)

Grand Junction .....	254
Graysville .....	255
Greenbrier .....	256
Greeneville .....	257
Greenfield .....	259
Halls .....	259
Harriman ** .....	260
Henderson .....	261
Hendersonville .....	262
Henning .....	263
Henry .....	264
Hohenwald .....	265
Hollow Rock .....	266
Hornbeak .....	267
Humboldt .....	268
Huntingdon .....	269
Huntland .....	270
Jacksboro .....	271
Jackson .....	272
Jamestown .....	273
Jasper .....	274
Jefferson City .....	275
Jellico .....	276
Johnson City .....	277
Jonesborough .....	278
Kenton .....	279
Kimball .....	280
Kingsport .....	281
Kingston .....	282
Kingston Springs .....	283
Knoxville .....	284
Lafayette .....	285
LaFollette .....	286
LaGrange .....	287
Lake City .....	288
Lakewood .....	289
LaVergne .....	290
Lawrenceburg .....	291
Lebanon .....	292
Lenoir City .....	293
Lewisburg .....	294
Lexington .....	295
Livingston .....	296
Lookout Mountain .....	297



## Municipal Police Departments (continued)

Loretto .....	298
Loudon .....	299
Lynnville .....	300
Madisonville .....	301
Manchester .....	302
Martin .....	303
Maryville .....	304
Mason .....	305
Maury City .....	306
Maynardville .....	307
McEwen .....	308
McKenzie .....	309
McMinnville .....	310
Medina .....	311
Memphis .....	312
Middleton .....	313
Milan .....	314
Millersville .....	315
Millington .....	316
Minor Hill .....	317
Monteagle .....	318
Monterey .....	319
Morristown .....	320
Moscow .....	321
Mount Carmel .....	322
Mount Juliet .....	323
Mount Pleasant .....	324
Mountain City .....	325
Munford .....	326
Murfreesboro .....	327
Nashville Metro .....	328
New Hope .....	329
New Johnsonville .....	330
New Market ** .....	331
New Tazewell .....	332
Newbern .....	333
Newport .....	334
Niota .....	335
Nolensville .....	336
Norris .....	337
Oak Ridge .....	338
Oakland .....	339
Obion .....	340
Oliver Springs .....	341



## Municipal Police Departments (continued)

Oneida .....	342
Paris .....	343
Parsons .....	344
Petersburg .....	345
Pigeon Forge .....	346
Pikeville ** .....	347
Piperton .....	348
Pittman Center .....	349
Pleasant View .....	350
Portland .....	351
Powell's Crossroads .....	352
Pulaski .....	353
Puryear .....	354
Red Bank .....	355
Red Boiling Springs.....	356
Ridgely .....	357
Ridgetop .....	358
Ripley .....	359
Rockwood .....	360
Rogersville .....	361
Rossville .....	362
Rutherford .....	363
Rutledge .....	364
Savannah .....	365
Scotts Hill .....	366
Selmer ** .....	367
Sevierville .....	368
Sharon .....	369
Shelbyville .....	370
Signal Mountain .....	371
Smithville .....	372
Smyrna ** .....	373
Sneedville .....	374
Soddy Daisy .....	375
Somerville ** .....	376
South Carthage .....	377
South Fulton .....	378
South Pittsburg .....	379
Sparta .....	380
Spencer .....	381
Spring City .....	382
Spring Hill .....	383
Springfield .....	384
St. Joseph .....	385



## Municipal Police Departments (continued)

Surgoinsville .....	386
Sweetwater .....	387
Tazewell .....	388
Tellico Plains .....	389
Tiptonville .....	390
Toone .....	391
Townsend .....	392
Tracy City ** .....	393
Trenton .....	394
Trezevant .....	395
Trimble .....	396
Troy .....	397
Tullahoma .....	398
Tusculum .....	399
Union City .....	400
Vonore .....	401
Wartburg .....	402
Wartrace .....	403
Watertown .....	404
Waverly .....	405
Waynesboro .....	406
Westmoreland .....	407
White Bluff .....	408
White House .....	409
White Pine .....	410
Whiteville .....	411
Whitwell .....	412
Winchester .....	413
Winfield .....	414
Woodbury .....	415

## Other Police Departments

Chattanooga Housing Authority .....	418
Chattanooga Metropolitan Airport Authority .....	419
City of Dickson Park Ranger Office .....	420
Knoxville Metro Airport .....	421
Memphis International Airport .....	422
Metro Parks Ranger Office .....	423
Nashville Metro Airport .....	424
Smyrna/Rutherford County Airport Authority .....	425
Tri-Cities Airport .....	426



## Colleges/Universities with Law Enforcement Departments

Austin Peay State University .....	428
Christian Brothers University .....	429
East Tennessee State University .....	430
Middle Tennessee State University .....	431
Northeast State Technical Community College .....	432
Southwest Tennessee Community College .....	433
Tennessee State University .....	434
Tennessee Technological University .....	435
University of Memphis .....	436
University of Tennessee at Chattanooga .....	437
University of Tennessee at Knoxville .....	438
University of Tennessee at Martin .....	439
University of Tennessee at Memphis .....	440
University of the South .....	441
Vanderbilt University .....	442
Volunteer State Community College .....	443
Walters State Community College .....	444

## Task Forces

1 <sup>st</sup> Judicial Drug Task Force .....	446
2 <sup>nd</sup> Judicial Drug Task Force .....	447
3 <sup>rd</sup> Judicial Drug Task Force .....	448
4 <sup>th</sup> Judicial Drug Task Force .....	449
5 <sup>th</sup> Judicial Drug Task Force .....	450
8 <sup>th</sup> Judicial Drug Task Force .....	451
9 <sup>th</sup> Judicial Drug Task Force .....	452
10 <sup>th</sup> Judicial Drug Task Force .....	453
12 <sup>th</sup> Judicial Drug Task Force ** .....	454
13 <sup>th</sup> Judicial Drug Task Force .....	455
14 <sup>th</sup> Judicial Drug Task Force .....	456
15 <sup>th</sup> Judicial Drug Task Force .....	457
17 <sup>th</sup> Judicial Drug Task Force .....	458
18 <sup>th</sup> Judicial Drug Task Force .....	459
19 <sup>th</sup> Judicial Drug Task Force .....	460
21 <sup>st</sup> Judicial Drug Task Force .....	461
22 <sup>nd</sup> Judicial Drug Task Force .....	462
23 <sup>rd</sup> Judicial Drug Task Force .....	463
24 <sup>th</sup> Judicial Drug Task Force .....	464
27 <sup>th</sup> Judicial Drug Task Force .....	465
31 <sup>st</sup> Judicial Drug Task Force .....	466
West Tennessee Drug Task Force .....	467





## State Agencies

Office of Inspector General .....	470
Tennessee Alcoholic Beverage Commission .....	471
Tennessee Bureau of Investigation .....	472
Tennessee Department of Revenue .....	473
Tennessee Department of Safety ** .....	474
Tennessee State Fire Marshall – Arson/Bomb .....	475
Tennessee Wildlife Resources Agency – Crossville .....	476
Tennessee Wildlife Resources Agency – Jackson .....	477
Tennessee Wildlife Resources Agency – Nashville .....	478
Tennessee Wildlife Resources Agency – Talbott .....	479

## Tennessee State Parks

Bicentennial Capitol Mall State Park .....	482
Big Hill Pond State Park .....	483
Big Ridge State Park .....	484
Bledsoe Creek State Park .....	485
Booker T. Washington State Park .....	486
Burgess Falls Natural Area .....	487
Cedars of Lebanon State Park .....	488
Chickasaw State Park .....	489
Cove Lake State Park .....	490
Cumberland Mountain State Park .....	491
Cumberland Trail State Park .....	492
David Crockett State Park .....	493
Davy Crockett Birthplace State Park .....	494
Dunbar Cave Natural Area .....	495
Edgar Evins State Park .....	496
Fall Creek Falls State Park .....	497
Fort Loudon State Par .....	498
Fort Pillow Historic State Park .....	499
Frozen Head Natural Area .....	500
Harpeth Scenic River and Narrows Historic Area .....	501
Harrison Bay State Park .....	502
Henry Horton State Park .....	503
Hiwassee and Ocoee State Scenic Rivers .....	504
Indian Mountain State Park .....	505
Johnsonville State Park .....	506
Long Hunter State Park .....	507
Meeman-Shelby Forest State Park .....	508
Montgomery Bell State Park .....	509
Mousetail Landing State Park .....	510
Natchez Trace State Park .....	511
Nathan Bedford Forrest State Park .....	512
Norris Dam State Park .....	513



## State Parks (continued)

Old Stone Fort Archeological Park .....	514
Panther Creek State Park .....	515
Paris Landing State Park .....	516
Pickett State Park .....	517
Pickwick Landing State Park .....	518
Pinson Mounds State Park .....	519
Radnor Lake Natural Area .....	520
Red Clay State Historic Park .....	521
Reelfoot Lake State Park .....	522
Roan Mountain State Park .....	523
Rock Island State Park .....	524
Sgt. Alvin C. York State Park .....	525
South Cumberland Natural Area .....	526
Standing Stone State Park .....	527
Sycamore Shoals State Park .....	528
T.O. Fuller State Park .....	529
Tim's Ford State Park .....	530
Warriors Path State Park .....	531

## Appendix

Group A Offense Definitions .....	534
Group B Offense Definitions .....	542
Glossary of Terms and Definitions .....	544
Units of Counts – Offenses .....	545
Units of Counts – Clearances .....	546
Other Resources .....	546

*\*\* Denotes agencies that have a footnote on their page for 2006 indicating an issue with the data.*





## Introduction

### Who Reports?

All law enforcement agencies as well as colleges and universities report crime statistics monthly to the TBI. The law enforcement statistics are submitted to the FBI each month by the TBI. All sheriff's departments, municipal police departments, drug task forces, colleges and universities, and state agencies are compliant.

### 2006 Data Footnotes

The following agencies have footnotes on their data pages:

#### *Sheriffs' Departments:*

Benton County	Marion County
Bledsoe County	McNairy County
Cumberland County	Pickett County
Hickman County	Polk County
Lauderdale County	Rutherford County

#### *Police Departments:*

Bethel Springs	Selmer
Etowah	Smyrna
Harriman	Somerville
New Market	Tracy City
Pikeville	

12th Judicial Drug Task Force

*Note: This report is based on a "snapshot" of the database as of April 16, 2007. As the above agencies make updates to their 2006 data, the changes will be reflected at [www.tncrimeonline.com](http://www.tncrimeonline.com)*

### What is Incident Based Reporting?

Incident based reporting views a crime and all of its components as an "incident". In order to obtain important data, facts recorded and preserved about the incident are organized into specific categories or segments. The vehicle used for recording these facts is a "data element". Data elements provide information about crime and its involvement with victims, offenders, property, arrestees, etc.

### What is TIBRS?

The Tennessee Incident Based Reporting System (TIBRS) program is an incident based reporting system designed to collect data on every single crime occurrence and on each incident and arrest within the occurrence. The most significant difference between TIBRS and the traditional Uniform Crime Reporting (UCR) system is the degree of detail in reporting. Unlike the summary system that collects only eight Part I crimes (Murder, Forcible Rape, Robbery, Aggravated Assault, Burglary, Larceny, Motor Vehicle Theft, and Arson), TIBRS collects 22 crime categories made up of 47 specific crimes called Group A offenses (see page 534). Additionally, arrests are reported for 11 Group B offense categories (see page 542). Under the old summary UCR program, only the most serious offense was reported. In TIBRS, up to 10 offenses can be reported in an



incident, providing a more accurate picture of crime. Because of the differences between UCR summary data and TIBRS data, any cross-comparisons would provide inaccurate results in trend analysis.

## **Pitfalls of Ranking**

In the past, crime data has been used to compile rankings of individual jurisdictions and institutions of higher learning. These crude and/or incomplete analyses have often created misleading perceptions which adversely affect geographic entities and their residents. The FBI has a longstanding policy against ranking cities, counties, states and universities/colleges on the basis of crime data alone.

Locales should not be ranked because there are many factors that cause the nature and type of crime to vary from place to place. TIBRS statistics include only jurisdictional figures along with reported crime, clearance or arrest data. Rankings ignore the uniqueness of each locale. All jurisdictions are affected in some degree by:

- Population density and degree of urbanization of the locality and surrounding area;
- Variations in composition of the population;
- Number of residents vs. the “policing population” i.e., residents plus daily commuters, transients, tourists, shoppers, etc.;
- Economic conditions;
- Modes of transportation and highway systems;
- Cultural conditions;
- Family conditions with respect to divorce and family cohesiveness;
- Climate;
- Effective strength of law enforcement agencies;
- Administrative and investigative emphases of law enforcement;
- Policies of other components of the criminal justice system, i.e., prosecutorial, judicial, correctional, and probational;

The attitudes of a jurisdiction’s citizenry toward crime and the crime reporting practices of its residents are known to have an effect on the number of crimes coming to the attention of law enforcement.

Because of concerns regarding the proper use of TIBRS data, the TBI has the following policies:

- The TBI will not analyze, interpret, or publish crime statistics based solely on a single dimension interagency ranking.
- The TBI will not furnish agency-based crime statistics to data users in a ranked format.
- When providing/using agency-oriented statistics, the TBI cautions and, in fact, strongly discourages data users against using rankings to evaluate locales or the effectiveness of their law enforcement departments.



## Crime Rates

Crime rates in *Crime in Tennessee* reflect all 22 Group A Offense Categories. Crime rates in the FBI *Crime in the United States* are only based upon 8 Index Offenses. The crime rates in Tennessee (TIBRS) will be a more accurate reflection of the crime occurrences in the state.

$$\text{Crime Rate} = \frac{\text{Number of Offenses}}{\text{Population}} \times 100,000$$

## Trends

The 2006 *Crime in Tennessee* publication is incident based data. This is the sixth year this data has been published. The FBI takes the TIBRS data and converts it to their summary system, which only includes the most serious offense in an incident. In the UCR summary system, the number of victims is counted if the most serious offense is homicide, assault, kidnapping or rape. We strongly discourage trying to compare the TIBRS data for 2006 to any data previously released by the FBI in the *Crime in the United States* publications. The data sets are not comparable due to the number of types of crimes reported and the fact that multiple offenses are reported in one incident to TIBRS. Trend information for Tennessee is included in the Statewide section of the report.

## Crime Counts

All crimes reported in *Crime in Tennessee* are based upon crimes that occurred in 2006. If a person is arrested in 2006 for a crime that occurred in 2005, the arrest will not be included in the 2006 counts since the actual crime occurred in 2005.

**Differences between the Tennessee Incident Based Reporting System (TIBRS) and the FBI's UCR Summary reporting system** – TIBRS collects information on up to 10 offenses occurring in the same incident. Information is collected on the offense circumstances, victims, offenders, arrestees, and property. Information is collected on all of the above applicable components for 22 Group A Offenses. Group B offenses including DUI, Drunkenness, and Bad Checks only include arrest information.

The FBI Summary system applies a hierarchal rule and only collects information on the most serious offense occurring in an incident and drops the others. Information is only reported on 8 Crimes in Summary. Arrest information is only reported on other offenses including drugs, forgeries, and frauds.

## Population Estimates

The report uses the latest U.S. Census population estimates available at the time of publication.



## Highlights

- All law enforcement agencies are submitting crime statistics to the TBI each month.
- 100% of the state's population is covered by reporting agencies.
- A total of 624,151 Group A offenses were reported for 2006
  - 61.4% were property crimes
  - 27.0% were crimes against persons
  - 11.6% were crimes against society including drug offenses
- Group A Offenses were cleared by arrest or exceptional means 33.3% of the time
- The Group A Crimes per 100,000 population was 10,467.1
- Total arrests per 100,000 was 5,641.9
- Juveniles comprised 13.5% of the total arrests
- 47.8% of all reported crimes against persons were Domestic Violence
- The number of persons arrested for a Crime Against Person decreased by 8.6% from 2005 to 2006.
- Reported Fraud offenses have decreased by 7.8% from 2005 to 2006 and reported Credit Card Fraud decreased by 26.1%.
- A total of 26,285 persons were arrested for DUI. This does not include Group A Incidents where DUI was also involved.





# **STATEWIDE REPORTS**

**2006**



# Tennessee Statewide - 2006

2005 Population Estimate 5,962,959

## Offense Overview

Offense Total 624,151  
Number Cleared 207,718  
Percent Cleared 33.3%

Group A Crimes per 100,000 population 10,467.1

## Arrest Overview

Total Arrests 336,426  
Adult Arrests 299,498  
Juvenile Arrests 36,919  
Unknown Age 9

Arrests per 100,000 population 5,641.9

Avg. number offenses/incident 1.13

## Domestic Violence Victims

Offense	Total	Arrests
Murder	76	56
Aggravated Assault	10,843	5,359
Simple Assault	55,199	22,029
Intimidation	11,334	1,189
Stalking	782	136
Forcible Rape	542	135
Forcible Sodomy	155	25
Sexual Assault w/Object	86	9
Forcible Fondling	603	100
Incest	49	14
Statutory Rape	249	87
Kidnapping/Abduction	657	175
<b>Total</b>	<b>80,575</b>	<b>29,314</b>

## TIBRS Group B Arrests

Offense	Adult	Juvenile
Bad Checks	11,303	4
Curfew/Vagrancy	28	1,584
Disorderly Conduct	7,626	4,272
DUI	26,065	220
Drunkenness	23,109	447
Family-Non Violent	2,326	44
Liquor Law Violation	7,898	1,523
Peeping Tom	8	1
Runaway	0	2,591
Trespass	6,820	1,080
All Other Offense	83,227	4,647
<b>Total Group B</b>	<b>168,410</b>	<b>16,413</b>

TIBRS Group A Offenses	Offenses		Arrests	
	Reported	Cleared	Adult	Juvenile
<b>Crimes Against Persons</b>				
Murder	409	299	306	36
Negligent Manslaughter	14	12	10	0
Kidnapping/Abduction	1,340	554	355	13
Forcible Rape	2,165	697	297	59
Forcible Sodomy	425	155	34	27
Sexual Assault w/Object	269	83	31	14
Forcible Fondling	2,251	772	313	115
Incest	53	22	13	3
Statutory Rape	684	334	241	5
Aggravated Assault	32,390	18,734	10,030	1,219
Simple Assault	94,046	48,194	26,032	5,685
Intimidation	32,685	8,385	2,234	349
Stalking	1,754	569	273	3

## Crimes Against Property

Arson	1,401	278	170	98
Bribery	43	27	18	0
Burglary	63,014	7,052	5,173	1,417
Counterfeiting/Forgery	12,518	4,930	3,478	83
Destruction/Damage/Vandalism	77,702	10,468	3,289	1,615
Embezzlement	3,158	1,412	935	50
Extortion/Blackmail	69	29	18	5
Fraud - False Pretenses	12,325	4,373	1,465	57
Fraud - Credit Card/ATM	5482	1232	468	15
Fraud - Impersonation	5,840	2,261	1,735	106
Fraud - Welfare	49	33	37	0
Fraud - Wire	406	36	9	2
Motor Vehicle Theft	22,031	3,495	2,245	506
Robbery	11,207	2,628	2,370	460
Stolen Property Offense	1,246	913	839	88
Theft - Pocket Picking	610	62	48	12
Theft - Purse Snatching	603	107	74	13
Theft - Shoplifting	23,637	13,396	11,714	2,576
Theft from Building	31,059	4,916	2,374	456
Theft from Coin Machine	1,331	170	149	20
Theft from Motor Vehicle	39,374	2,091	1,328	283
Theft of Motor Vehicle Parts	19,123	868	610	87
Theft - All Other Larceny	51,247	5,676	3,842	452

## Crimes Against Society

Drug/Narcotic Violations	41,937	35,605	34,887	3,429
Drug/Narcotic Equipment Violations	21,292	19,086	8,445	289
Gambling-Betting/Wagering	58	46	131	34
Gambling-Operating/Promoting	61	48	61	5
Gambling-Equipment Violation	172	133	49	6
Gambling-Sports Tampering	0	0	0	0
Pornography/Obscene Materials	155	53	33	1
Prostitution	2,188	1,987	2,059	19
Prostitution-Assisting/Promoting	143	133	67	0
Weapon Law Violations	6,185	5,364	2,799	794
<b>Total Group A Offenses</b>	<b>624,151</b>	<b>207,718</b>	<b>131,088</b>	<b>20,506</b>



# Crimes Against Persons in Tennessee, 2006

*Data represents each offense within a reported incident*

<b>Offense Total</b>	<b>168,485</b>
Percent of Total Statewide Offenses	27.0%
<b>Offenses Cleared</b>	<b>78,810</b>
Percent of Offenses Cleared	46.8%

## Crimes Against Persons Offenses

Murder	<b>Forcible Sex Offenses</b>	<b>Assault Offenses</b>
Negligent Manslaughter	Forcible Rape	Aggravated Assault
Kidnapping/Abduction	Forcible Sodomy	Simple Assault
Incest	Sexual Assault w/Object	Intimidation
Statutory Rape	Forcible Fondling	Stalking

- A total of 12.6% of the Aggravated Assaults reported the offender was suspected of using alcohol at the time of the offense.
- 64.2% of all homicides occurred between the hours of 6:00 pm and 6:00 am.
- 53.9% of all homicides occurred at a residence.

## Arrestee Demographics - Crimes Against Persons

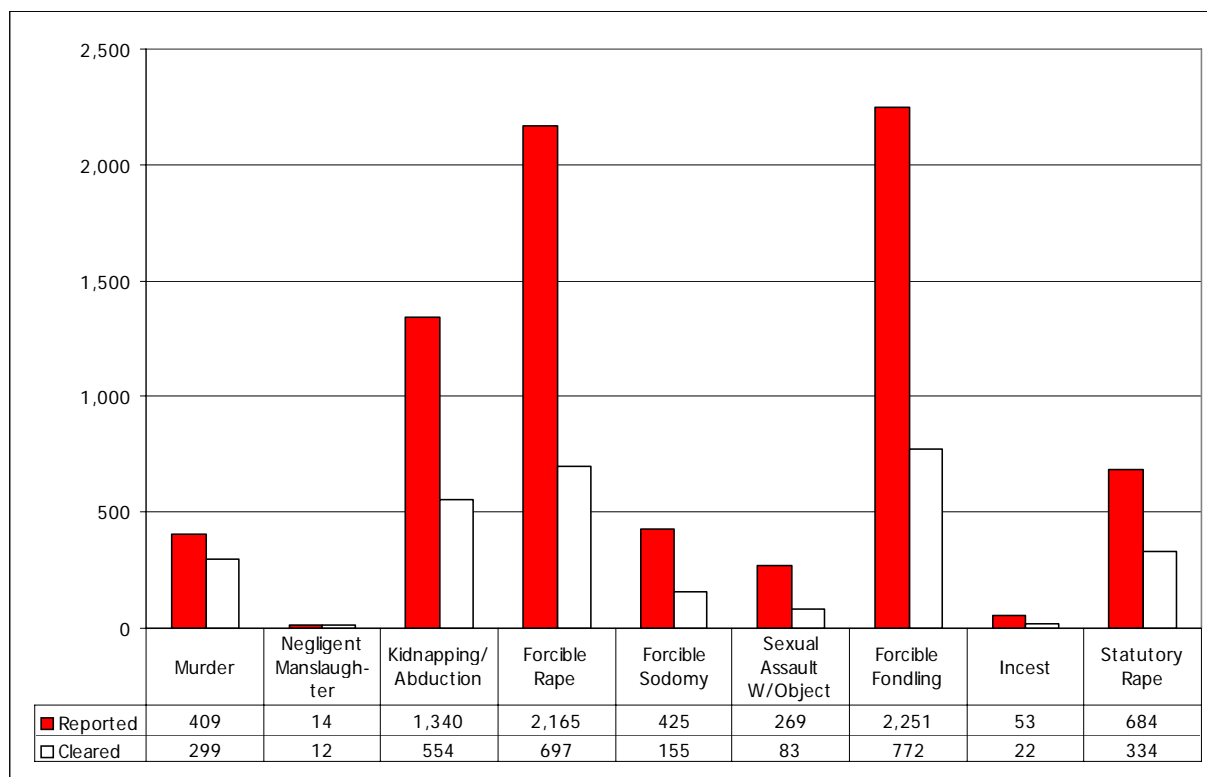
<b>Sex</b>		<b>Race</b>	
Male	74.9%	African American	36.9%
Female	25.1%	Asian	0.3%
		Native American	0.1%
		Unknown	0.7%
		White	62.0%

## Percentage of Total Crime Against Persons by Offense Type

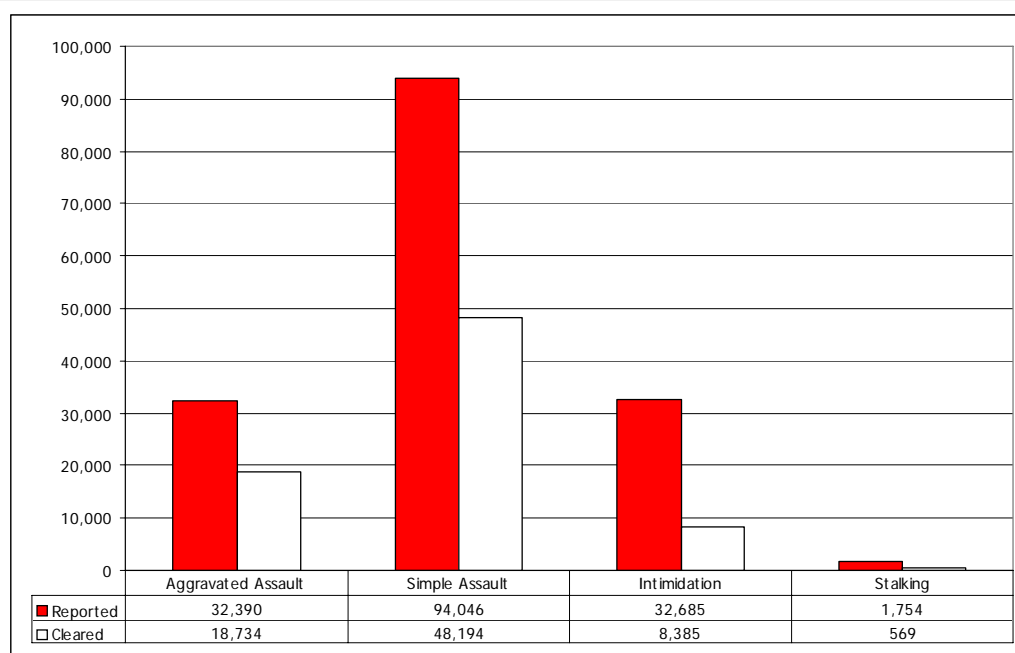
Murder	0.2%	Incest	0.03%
Nonnegligent Manslaughter	0.01%	Statutory Rape	0.4%
Kidnapping Abduction	0.8%	Aggravated Assault	19.2%
Forcible Rape	1.3%	Simple Assault	55.8%
Forcible Sodomy	0.3%	Intimidation	19.4%
Sexual Assault w/Object	0.2%	Stalking	1.0%
Forcible Fondling	1.3%		



## Crimes Against Persons - Excluding Assault Offenses



## Crimes Against Persons - Assault Offenses



# Crimes Against Property in Tennessee, 2006

*Data represents each offense within a reported incident*

<b>Offense Total</b>	<b>383,475</b>
Percent of Total Statewide Offenses	61.4%
<b>Offenses Cleared</b>	<b>66,453</b>
Percent of Offenses Cleared	17.3%

## Crimes Against Property Offenses

Arson	<b>Fraud Offenses</b>	<b>Theft Offenses</b>
Bribery	False Pretenses	Pocket-Picking
Burglary	Credit Card ATM	Purse Snatching
Counterfeiting/Forgery	Impersonation	Shoplifting
Destruction/Damage/Vandalism	Welfare	From Building
Embezzlement	Wire	Coin Machine
Extortion/Blackmail	Motor Vehicle Theft	From Motor Vehicle
Robbery	Stolen Property Offenses	Motor Vehicle Parts
		All Other Larceny

- A total of 5,804 firearms were used in Robbery offenses.
- 20% of all Fraud Offenses fall under the category of Impersonation.
- 63% of all Property Offenses occurred between the hours of 6 a.m. and 6 p.m.

## Arrestee Demographics for Property Offenses

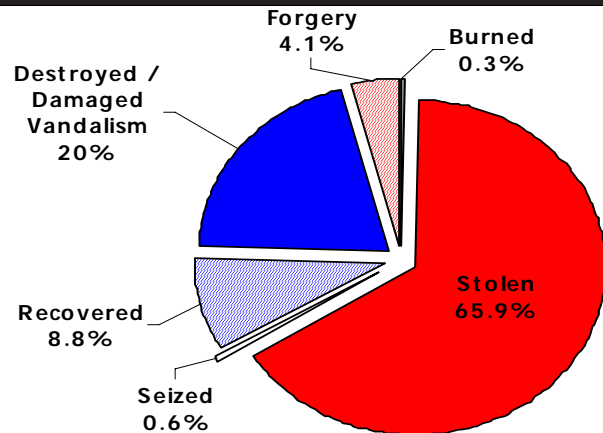
<b>Sex</b>	<b>Race</b>	
Male 68.0%	African American	32.2%
Female 32.0%	Asian	0.2%
	Native American	0.1%
	Unknown	0.7%
	White	66.8%

## Percentage of Total Crime Against Property by Offense Type

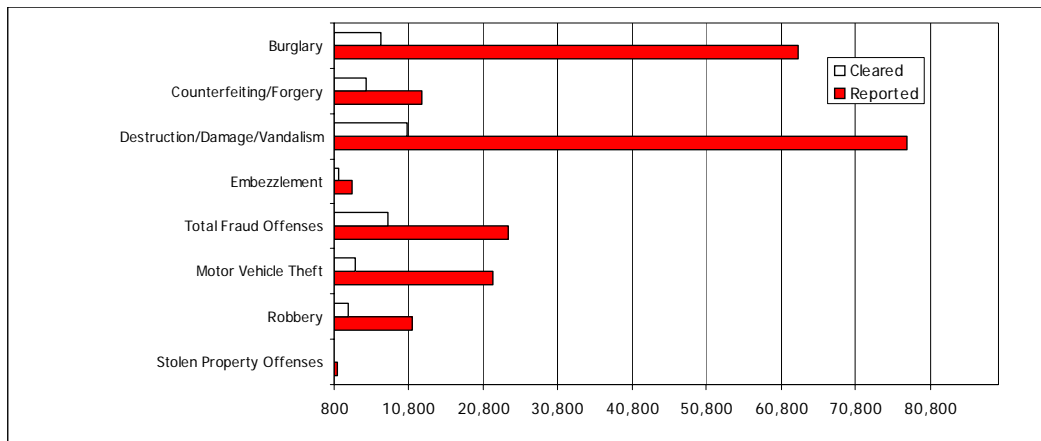
Arson	0.37%	Extortion/Blackmail	0.02%
Bribery	0.01%	Motor Vehicle Theft	5.8%
Burglary	16.4%	Robbery	2.9%
Counterfeiting/Forgery	3.3%	Stolen Property Offenses	0.3%
Destruction/Damage/Vandalism	20.3%	Fraud Offenses	7.1%
Embezzlement	0.8%	Theft Offenses	42.7%



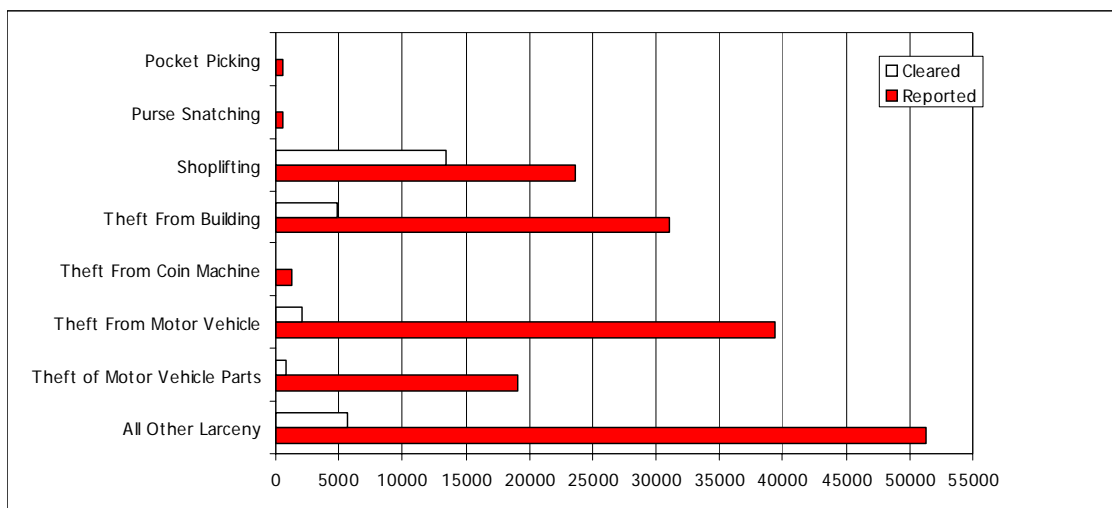
## Statewide Property Loss Percentages by Loss Type



## Statewide Property Offenses vs. Clearances



## Statewide Larceny Offenses vs. Clearances



# Crimes Against Society in Tennessee, 2006

*Data represents each offense within a reported incident*

<b>Offense Total</b>	<b>72,191</b>
Percent of Total Statewide Offenses	11.6%
<b>Offenses Cleared</b>	<b>62,455</b>
Percent of Offenses Cleared	86.5%

## Crimes Against Society Offenses

Drug/Narcotic Violations	<b>Gambling Offenses</b>
Drug Equipment Violations	Betting/Wagering
Pornography/Obscene Materials	Operating/Promoting
Prostitution	Equipment Violation
Assisting Prostitution	Sports Tampering
Weapon Law Violations	

- The most common reported drug type for drug related offenses was Processed Marijuana at 45.9%
- 72% of persons arrested for Drug Narcotic Violations were under the age of 35.

## Arrestee Demographics for Crimes Against Society Offenses

<b>Sex</b>		<b>Race</b>	
Male	75.9%	African American	39.0%
Female	24.1%	Asian	0.2%
		Native American	0.1%
		Unknown	0.6%
		White	60.1%

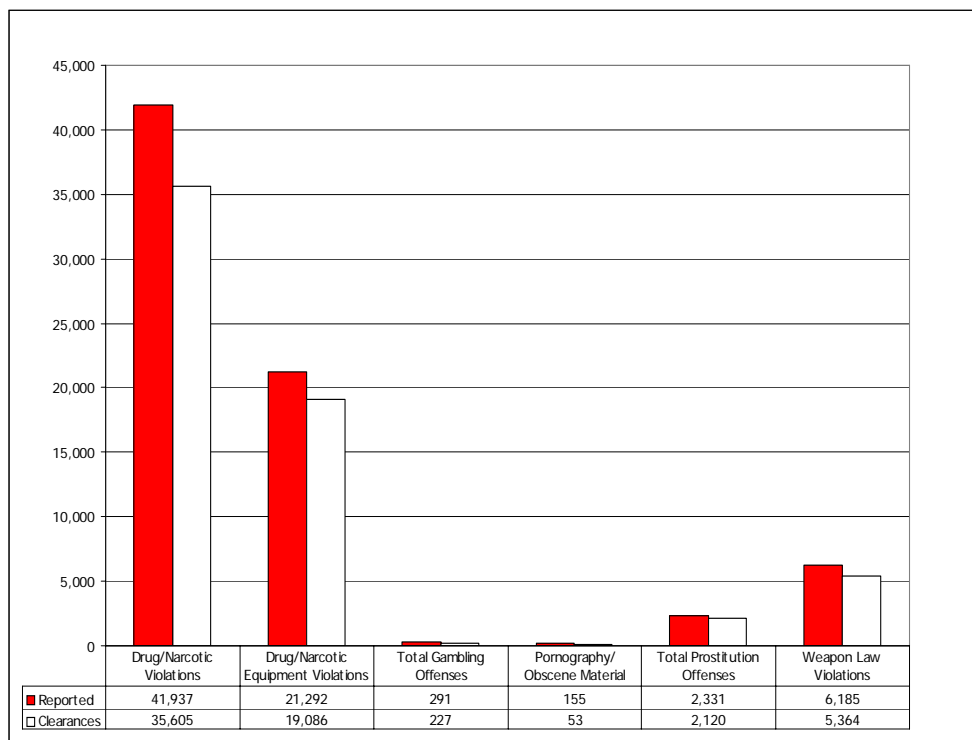
## Percentage of Total Crime Against Society by Offense Type

Drug/Narcotic Violations	58.1%	<b>Gambling Offenses</b>	
Drug/Narcotic Equipment Violations	29.5%	Betting/Wagering	0.1%
Pornography/Obscene Material	0.2%	Operating/Promoting	0.1%
Prostitution	3.0%	Equipment Violations	0.2%
Assisting/Promoting Prostitution	0.2%	Sports Tampering	0.0%
Weapon Law Violations	8.6%		

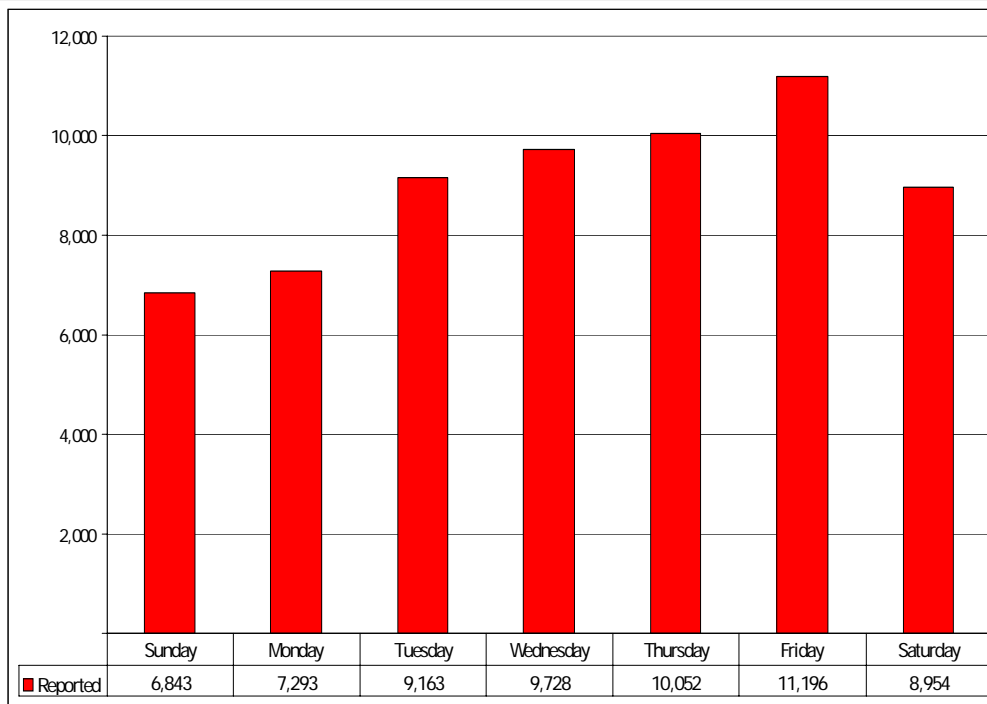




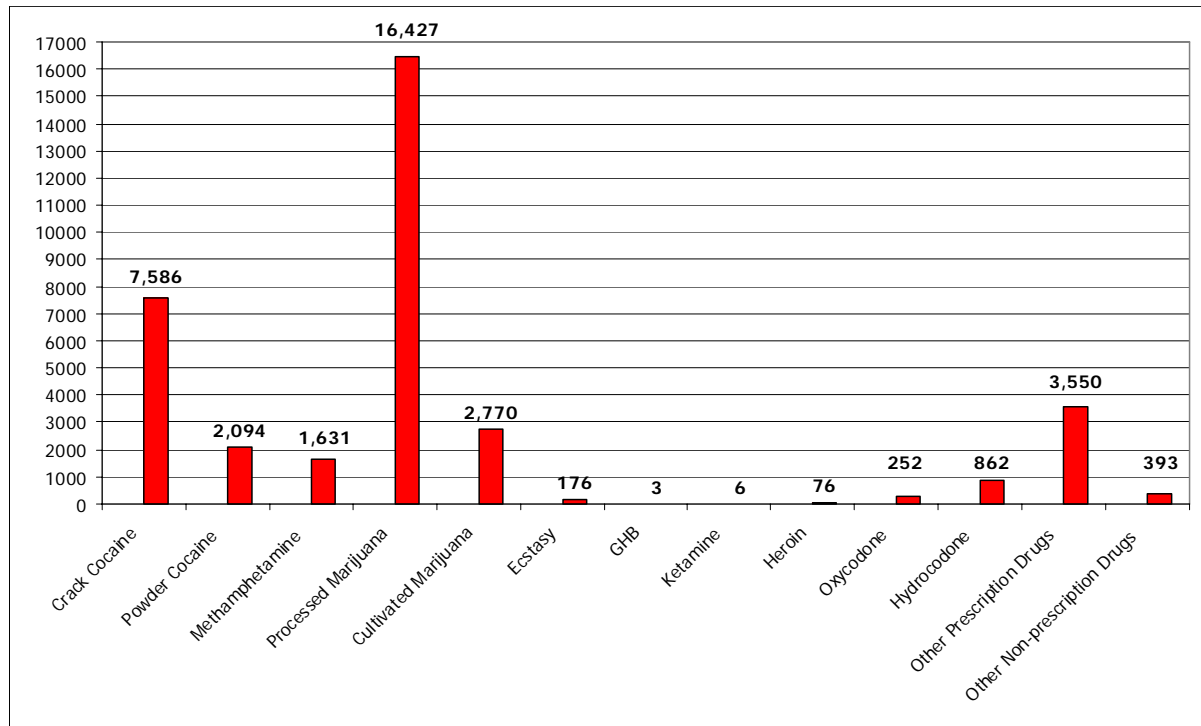
## Crimes Against Society



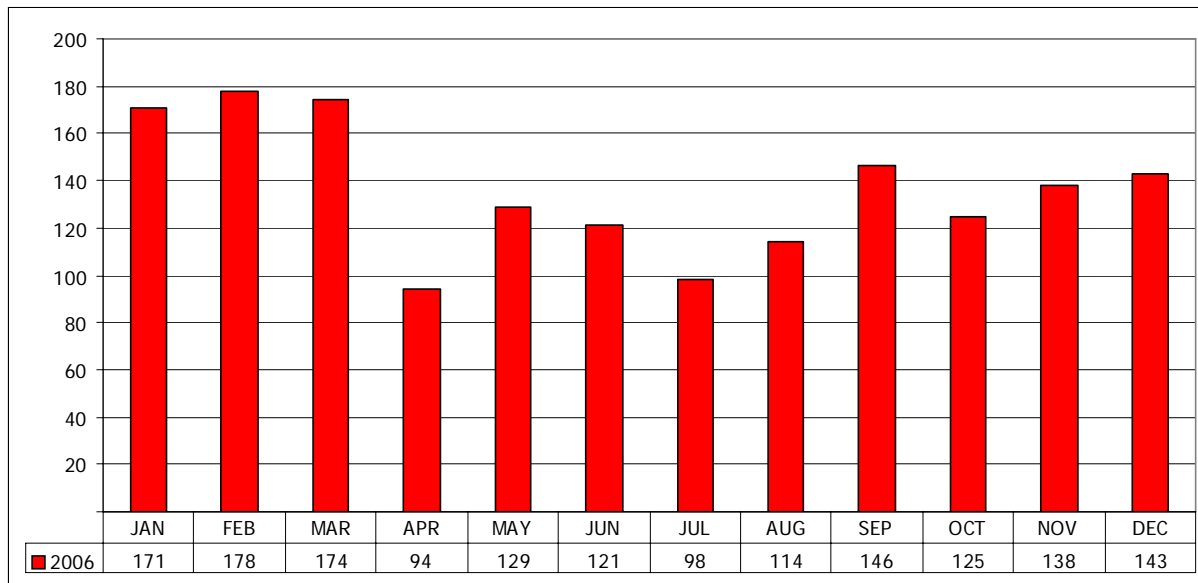
## Drug Narcotic Offenses by Day of Week



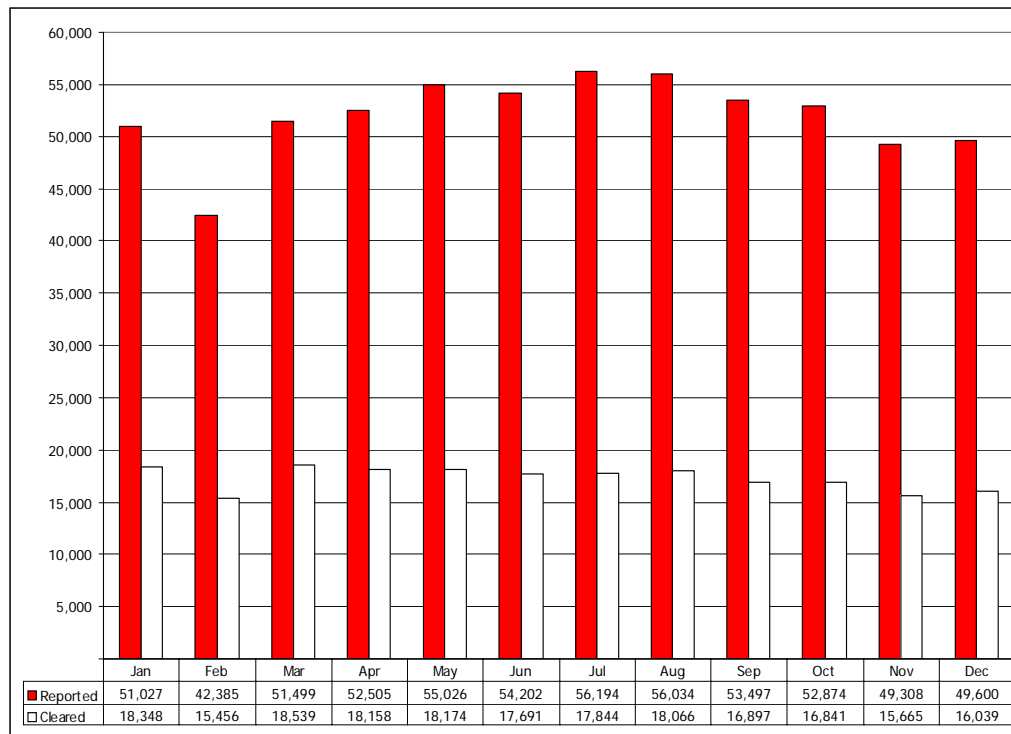
## Drug Related Offenses by Drug Type



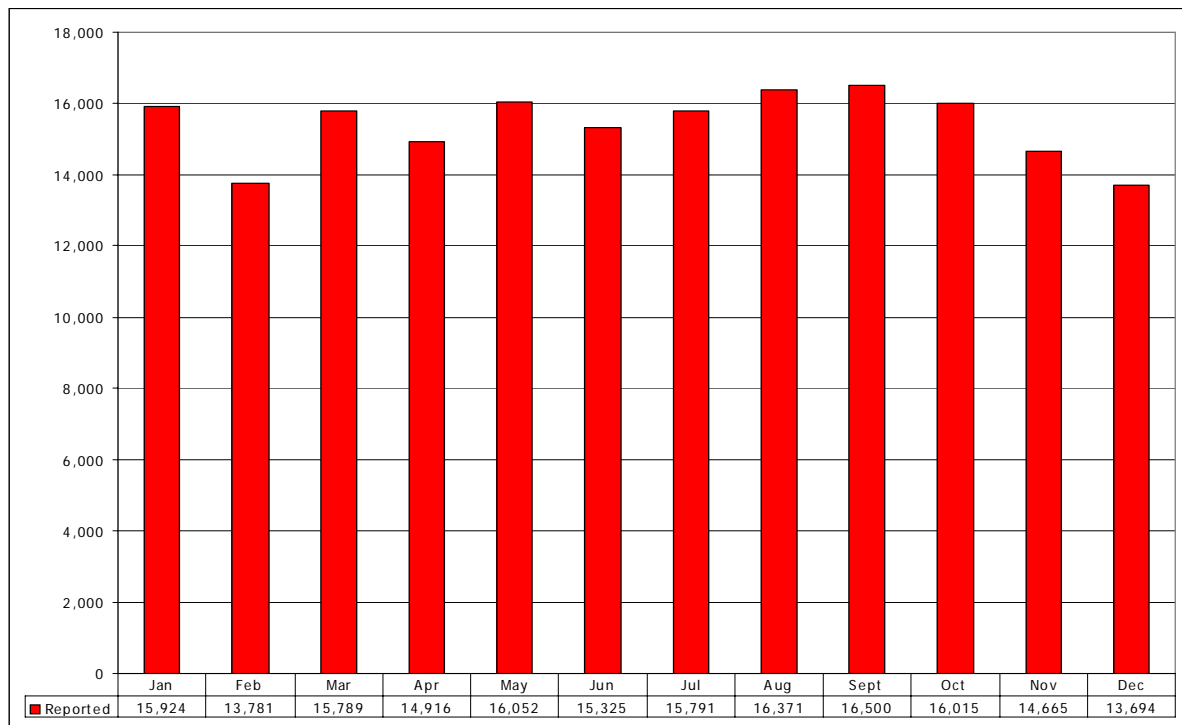
## Methamphetamine Related Offenses by Month



## Group A Offenses vs. Clearances by Month



## Group B Arrests by Month



## ***Offenses and Weapon Used***

	Firearm (type not stated)		Handgun		Rifle	
	Non - Automatic	Automatic	Non - Automatic	Automatic	Non - Automatic	Automatic
Murder	35	0	209	4	14	0
Negligent Manslaughter	0	0	6	0	1	1
Kidnapping/Abduction	16	0	220	11	6	5
Forcible Rape	6	0	83	3	0	0
Forcible Sodomy	1	0	18	0	0	0
Sexual Assault with an Object	0	0	3	0	0	0
Forcible Fondling	1	0	15	0	0	0
Robbery	242	21	5,885	119	112	4
Aggravated Assault	1,161	33	6,925	192	613	28
Simple Assault	0	0	0	0	0	0
Extortion/Blackmail	1	0	3	0	0	0
Weapon Law Violation	277	22	3,476	210	263	16
<b>TOTAL</b>	<b>1,740</b>	<b>76</b>	<b>16,843</b>	<b>539</b>	<b>1,009</b>	<b>54</b>

## ***Offenses and Weapon Used***

	Shotgun		Other Firearm		Knife/Cutting Instrument	Blunt Object
	Non - Automatic	Automatic	Non - Automatic	Automatic		
Murder	19	0	1	1	42	24
Negligent Manslaughter	0	0	0	0	0	0
Kidnapping/Abduction	9	0	1	0	80	29
Forcible Rape	2	0	0	0	80	14
Forcible Sodomy	1	0	1	0	8	3
Sexual Assault with an Object	0	0	0	0	6	10
Forcible Fondling	0	0	0	0	13	2
Robbery	304	3	31	1	878	342
Aggravated Assault	919	17	249	4	6,818	5,996
Simple Assault	0	0	0	0	0	0
Extortion/Blackmail	0	0	0	0	1	0
Weapon Law Violation	310	7	49	1	1,208	269
<b>TOTAL</b>	<b>1,564</b>	<b>27</b>	<b>332</b>	<b>7</b>	<b>9,134</b>	<b>6,689</b>

*Note: Up to three weapons may be chosen with an offense.  
(Chart continued on next page.)*



<i><b>Offenses and Weapon Used</b></i>					
	<b>Motor Vehicle</b>	<b>Personal Weapon</b>	<b>Poison</b>	<b>Explosives</b>	<b>Fire/Incendiary Device</b>
Murder	4	27	1	0	5
Negligent Manslaughter	1	0	0	0	0
Kidnapping/Abduction	29	657	0	0	2
Forcible Rape	1	1,654	0	0	0
Forcible Sodomy	0	337	0	0	0
Sexual Assault with an Object	0	216	0	0	0
Forcible Fondling	0	1,902	1	0	0
Robbery	32	2,779	0	5	1
Aggravated Assault	3,317	6,402	19	55	111
Simple Assault	0	85,331	0	0	0
Extortion/Blackmail	0	26	0	0	0
Weapon Law Violation	6	96	5	48	12
<b>Total</b>	<b>3,390</b>	<b>99,427</b>	<b>26</b>	<b>108</b>	<b>131</b>

<i><b>Offenses and Weapon Used</b></i>					
	<b>Drugs/ Narcotics</b>	<b>Asphyxiation</b>	<b>Other</b>	<b>Unknown</b>	<b>None</b>
Murder	1	4	25	15	0
Negligent Manslaughter	2	2	1	0	0
Kidnapping/Abduction	0	0	70	163	153
Forcible Rape	17	4	63	143	187
Forcible Sodomy	2	0	18	16	33
Sexual Assault with an Object	1	0	20	8	14
Forcible Fondling	0	0	65	79	196
Robbery	2	5	596	478	218
Aggravated Assault	31	39	4,184	614	70
Simple Assault	0	0	5,641	1,126	3,486
Extortion/Blackmail	0	0	10	4	24
Weapon Law Violation	36	0	294	5	30
<b>Total</b>	<b>92</b>	<b>54</b>	<b>10,987</b>	<b>2,651</b>	<b>4,411</b>

*Note: Up to three weapons may be chosen with an offense.*



## Offenses by Time of Day

	Total	12 AM - 3 AM	3 AM - 6 AM	6 AM - 9 AM	9 AM - 12 PM	12 PM - 3 PM	3 PM - 6 PM	6 PM - 9 PM	9 PM - 12 AM
<b>Crimes Against Persons</b>									
Murder	390	62	41	15	40	34	50	65	83
Negligent Manslaughter	13	3	3	0	1	2	1	2	1
Kidnapping/Abduction	1,184	177	77	93	124	151	193	206	163
Forcible Rape	2,115	504	257	174	140	226	226	255	333
Forcible Sodomy	397	89	22	30	31	57	60	43	65
Sexual Assault w/Object	255	58	9	11	34	35	36	42	30
Forcible Fondling	2,094	341	98	188	256	376	342	278	215
Incest	46	4	2	7	3	10	5	9	6
Statutory Rape	673	179	20	52	71	91	87	83	90
Aggravated Assault	25,910	3,698	1,667	1,277	2,004	2,953	4,358	4,951	5,002
Simple Assault	81,140	9,942	4,161	4,824	7,795	10,523	13,438	15,466	14,991
Intimidation	29,962	2,496	784	2,192	3,618	4,853	5,826	5,686	4,507
Stalking	1,676	218	46	169	201	267	282	261	232
<b>Crimes Against Property</b>									
Arson	1,401	281	159	127	127	143	134	181	249
Bribery	43	8	4	4	7	1	5	5	9
Burglary	62,987	6,822	3,692	9,825	8,124	8,765	10,280	8,746	6,733
Counterfeiting/Forgery	12,490	2,045	138	1,684	2,185	2,684	1,999	1,175	580
Destruction/Damage/Vandalism	77,683	11,737	4,162	7,074	7,439	8,806	11,705	12,955	13,805
Embezzlement	3,158	385	44	405	528	567	610	352	267
Extortion/Blackmail	69	9	2	3	14	14	11	10	6
Fraud - False Pretenses	12,315	2,064	154	1,523	2,136	2,674	2,057	1,172	535
Fraud - Credit Card/ATM	5,472	1,404	83	565	789	1,054	763	530	284
Fraud - Impersonation	5,834	1,079	165	604	851	1,188	884	598	465
Fraud - Welfare	49	5	1	17	6	10	8	2	0
Fraud - Wire	406	83	2	42	67	101	66	30	15
Motor Vehicle Theft	22,173	3,190	1,271	2,363	2,226	2,641	2,995	3,416	4,071
Robbery	11,207	1,868	898	541	847	1,019	1,228	2,159	2,647
Stolen Property Offense	1,244	176	82	77	156	173	188	210	182
Theft - Pocket Picking	610	69	33	39	76	105	102	101	85
Theft - Purse Snatching	603	44	24	38	72	108	126	103	88
Theft - Shoplifting	23,631	1,453	623	740	2,545	5,068	6,318	4,895	1,989
Theft from Building	31,047	3,428	695	3,326	4,743	6,212	5,733	4,093	2,817
Theft from Coin Machine	1,331	236	112	150	147	138	175	163	210
Theft from Motor Vehicle	39,370	4,887	1,603	3,456	4,347	5,177	6,064	6,996	6,840
Theft of Motor Vehicle Parts	19,121	3,213	749	2,012	1,883	2,338	2,765	2,987	3,174
Theft - All Other Larceny	51,194	5,644	1,323	5,384	7,098	9,457	9,879	7,503	4,906
<b>Crimes Against Society</b>									
Drug/Narcotic Violations	41,936	5,589	1,860	1,604	3,531	5,089	6,714	8,817	8,732
Drug/Narcotic Equipment Violations	21,291	3,209	1,226	972	1,873	2,419	3,144	4,010	4,438
Gambling-Betting/Wagering	58	0	2	4	10	10	5	16	11
Gambling-Operating/Promoting	61	1	0	0	7	11	11	16	15
Gambling-Equipment Violation	172	12	5	9	13	26	34	43	30
Gambling-Sports Tampering	0	0	0	0	0	0	0	0	0
Pornography/Obscene Materials	155	19	0	10	26	32	39	15	14
Prostitution	2,188	232	50	35	127	242	379	547	576
Prostitution-Assisting/Promoting	143	21	1	3	6	10	22	36	44
Weapon Law Violations	6,184	995	358	315	615	698	793	1,160	1,250
<b>Total Group A Offenses</b>	<b>601,481</b>	<b>77,979</b>	<b>26,708</b>	<b>51,983</b>	<b>66,939</b>	<b>86,558</b>	<b>100,140</b>	<b>100,389</b>	<b>90,785</b>

*Note: In this table, Crimes Against Persons is the count of Incidents, not Victims. Motor Vehicle Theft is the number of incidents with vehicles stolen, not the actual count of vehicles. A total of 256 incidents did not have an incident time.*



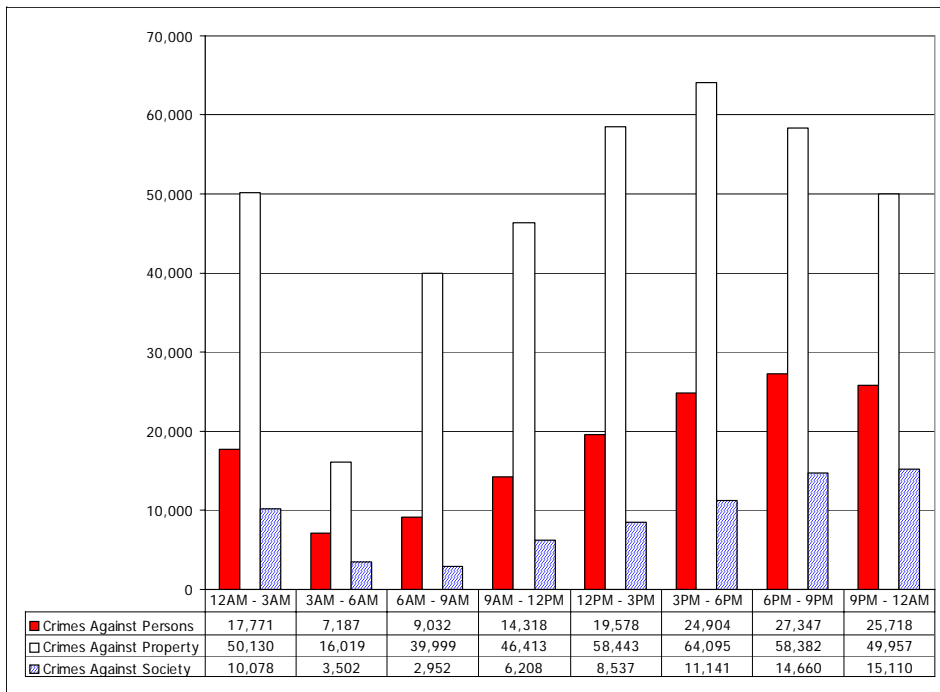
<b><i>Offender Suspected of Using</i></b>					
	<b>Total Offenses</b>	<b>Alcohol</b>	<b>Drugs</b>	<b>Computer Equipment</b>	<b>Not Applicable</b>
<b>Crimes Against Persons</b>					
Murder	393	29	18	0	346
Negligent Manslaughter	16	3	5	0	8
Kidnapping/Abduction	1,203	78	64	0	1,061
Forcible Rape	2,166	256	116	1	1,793
Forcible Sodomy	405	28	21	0	356
Sexual Assault w/Object	257	16	9	0	232
Forcible Fondling	2,105	107	32	3	1,963
Incest	46	3	0	0	43
Statutory Rape	685	37	23	0	625
Aggravated Assault	26,350	3,333	1,116	12	21,889
Simple Assault	82,191	10,293	2,550	25	69,323
Intimidation	30,221	1,447	712	69	27,993
Stalking	1,690	41	41	5	1,603
<b>Crimes Against Property</b>					
Arson	1,407	34	10	0	1,363
Bribery	45	7	5	0	33
Burglary	63,188	535	748	38	61,867
Counterfeiting/Forgery	12,541	65	723	116	11,637
Destruction/Damage/Vandalism	77,995	1,953	841	7	75,194
Embezzlement	3,163	8	47	53	3,055
Extortion/Blackmail	69	0	2	3	64
Fraud - False Pretenses	12,354	117	694	137	11,406
Fraud - Credit Card/ATM	5,486	11	39	138	5,298
Fraud - Impersonation	5,889	201	226	109	5,353
Fraud - Welfare	50	1	25	1	23
Fraud - Wire	406	0	4	113	289
Motor Vehicle Theft	22,266	283	337	3	21,643
Robbery	11,287	229	331	2	10,725
Stolen Property Offense	1,248	26	56	2	1,164
Theft - Pocket Picking	614	14	10	0	590
Theft - Purse Snatching	607	7	13	1	586
Theft - Shoplifting	23,744	832	464	4	22,444
Theft from Building	31,152	269	645	33	30,205
Theft from Coin Machine	1,334	11	7	0	1,316
Theft from Motor Vehicle	39,450	161	275	6	39,008
Theft of Motor Vehicle Parts	19,144	40	73	1	19,030
Theft - All Other Larceny	51,362	348	580	45	50,389
<b>Crimes Against Society</b>					
Drug/Narcotic Violations	44,399	2,960	23,931	11	17,497
Drug/Narcotic Equipment Violations	22,569	1,557	10,500	8	10,504
Gambling-Betting/Wagering	60	2	8	0	50
Gambling-Operating/Promoting	61	2	9	1	49
Gambling-Equipment Violation	174	3	32	0	139
Gambling-Sports Tampering	0	0	0	0	0
Pornography/Obscene Materials	157	3	3	52	99
Prostitution	2,200	26	138	1	2,035
Prostitution-Assisting/Promoting	144	3	5	1	135
Weapon Law Violations	6,358	735	865	1	4,757
<b>Total Group A Offenses</b>	<b>608,651</b>	<b>26,114</b>	<b>46,353</b>	<b>1,002</b>	<b>535,182</b>

*Note: More than one category may be chosen for each offense so numbers will not equal the total offense counts*

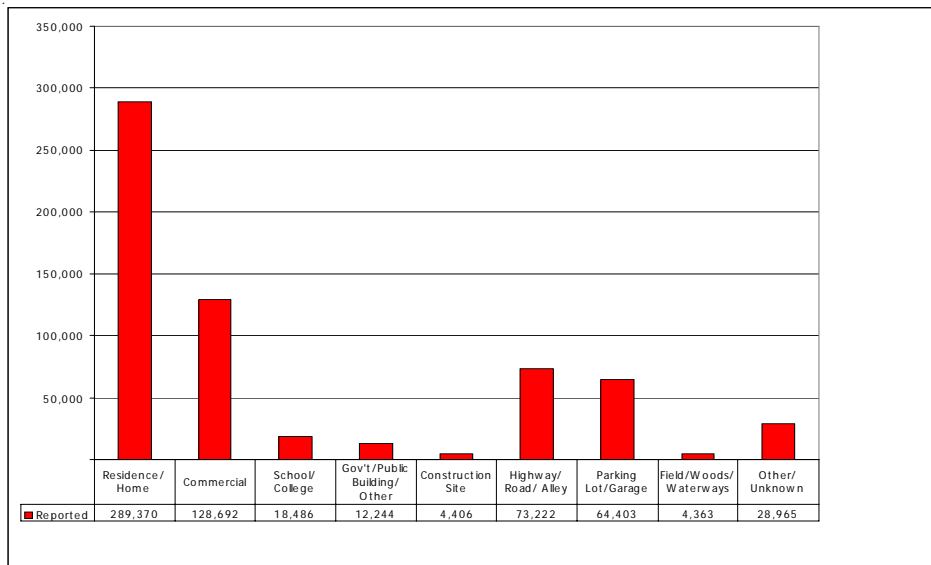




## Group A Offenses by Time of Day



## Group A Offenses by Location Group



### Commercial locations include:

Air/Bus/Train Terminal	Bank/Savings & Loan	Bar/Night Club	Commercial/Office Bldg.	Convenience Store
Dept./Discount Store	Drug Store/Doctor's	Grocery/Supermarket	Hotel/Motel/Etc.	Liquor Store
Rental Storage Facility	Office/Hospital	Restaurant	Service/Gas Station	Specialty Store (TV, Fur, etc)

### Public Buildings/Other locations include:

Church/Synagogue/Temple	Government/Public Buildings	Jail/Prison
-------------------------	-----------------------------	-------------



<b>Offense Location</b>							
	<b>Grand Total</b>	<b>Transport. Terminal</b>	<b>Financial Institution</b>	<b>Bar</b>	<b>Religious Facility</b>	<b>Office Building</b>	<b>Construction Site</b>
<b>Crimes Against Persons</b>							
Murder	409	2	0	5	2	1	0
Negligent Manslaughter	14	0	0	0	0	1	0
Kidnapping/Abduction	1,340	10	3	10	13	6	0
Forcible Rape	2,165	6	0	16	13	9	1
Forcible Sodomy	425	0	0	1	3	1	0
Sexual Assault w/Object	269	1	0	5	0	2	0
Forcible Fondling	2,251	18	0	17	22	20	1
Incest	53	0	0	0	0	0	0
Statutory Rape	684	0	0	0	4	1	0
Aggravated Assault	32,390	131	19	752	181	145	66
Simple Assault	94,046	522	78	1,729	655	590	85
Intimidation	32,685	139	84	132	276	694	41
Stalking	1,754	3	4	8	14	39	2
<b>Crimes Against Property</b>							
Arson	1,401	6	0	5	18	38	19
Bribery	43	0	0	0	0	1	0
Burglary	63,014	213	68	296	1,242	2,826	945
Counterfeiting/Forgery	12,518	4	2,172	67	17	289	2
Destruction/Damage/Vandalism	77,702	202	122	506	1,268	2,250	643
Embezzlement	3,158	1	38	11	5	361	21
Extortion/Blackmail	69	0	1	0	0	2	0
Fraud - False Pretenses	12,325	28	1,690	0	23	376	8
Fraud - Credit Card/ATM	5,482	10	688	0	12	87	3
Fraud - Impersonation	5,840	8	249	38	36	114	1
Fraud - Welfare	49	0	0	0	0	3	0
Fraud - Wire	406	0	66	0	1	10	0
Motor Vehicle Theft	22,031	36	27	182	194	514	88
Robbery	11,207	52	213	95	54	108	10
Stolen Property Offense	1,246	6	3	4	4	20	4
Theft - Pocket Picking	610	15	1	52	1	11	3
Theft - Purse Snatching	603	4	2	15	4	4	0
Theft - Shoplifting	23,637	7	0	5	1	183	13
Theft from Building	31,059	146	73	597	461	1,819	347
Theft from Coin Machine	1,331	0	4	4	3	135	1
Theft from Motor Vehicle	39,374	52	26	270	484	506	99
Theft of Motor Vehicle Parts	19,123	47	12	45	207	332	35
Theft - All Other Larceny	51,247	149	369	276	592	1,654	1,937
<b>Crimes Against Society</b>							
Drug/Narcotic Violations	41,937	88	21	261	43	126	20
Drug/Narcotic Equipment Violations	21,292	51	14	56	21	42	8
Gambling-Betting/Wagering	58	0	0	2	0	1	0
Gambling-Operating/Promoting	61	0	1	13	0	1	0
Gambling-Equipment Violation	172	0	1	19	0	1	0
Gambling-Sports Tampering	0	0	0	0	0	0	0
Pornography/Obscene Materials	155	0	0	0	0	3	0
Prostitution	2,188	2	2	20	2	10	1
Prostitution-Assisting/Promoting	143	0	0	0	0	0	0
Weapon Law Violations	6,185	80	4	64	16	22	2
<b>Total Group A Offenses</b>	<b>624,151</b>	<b>2,039</b>	<b>6,055</b>	<b>5,578</b>	<b>5,892</b>	<b>13,358</b>	<b>4,406</b>

*Note: In this table, Crimes Against Persons is the count of Incidents, not Victims. Motor Vehicle Thefts is the number of incidents with vehicles stolen, not the actual count of vehicles.  
(Chart continued on next page.)*



<b>Offense Location</b>						
	<b>Convenience Store</b>	<b>Department Store</b>	<b>Medical Facility</b>	<b>Field/ Woods</b>	<b>Government Building</b>	<b>Grocery/ Supermarket</b>
<b>Crimes Against Persons</b>						
Murder	13	0	2	19	1	4
Negligent Manslaughter	0	0	0	0	0	0
Kidnapping/Abduction	17	8	1	12	7	1
Forcible Rape	5	5	9	77	1	3
Forcible Sodomy	0	0	4	5	1	0
Sexual Assault w/Object	4	2	3	6	0	3
Forcible Fondling	34	20	17	27	16	18
Incest	0	0	0	0	0	0
Statutory Rape	0	0	0	15	3	0
Aggravated Assault	372	143	96	228	83	140
Simple Assault	979	703	503	407	615	368
Intimidation	480	330	250	48	354	187
Stalking	22	35	20	4	22	21
<b>Crimes Against Property</b>						
Arson	13	4	6	71	18	8
Bribery	2	0	2	0	4	0
Burglary	978	526	460	45	391	262
Counterfeiting/Forgery	1,626	1,274	1,007	3	110	1,724
Destruction/Damage/Vandalism	948	582	372	708	698	360
Embezzlement	327	708	98	0	27	103
Extortion/Blackmail	2	1	0	0	0	2
Fraud - False Pretenses	1,117	979	1,105	4	81	1,289
Fraud - Credit Card/ATM	774	762	59	0	23	228
Fraud - Impersonation	84	279	245	9	66	91
Fraud - Welfare	1	1	17	0	9	4
Fraud - Wire	1	2	30	0	1	5
Motor Vehicle Theft	344	138	92	170	54	97
Robbery	874	231	113	78	26	188
Stolen Property Offense	36	24	7	12	10	13
Theft - Pocket Picking	27	62	20	6	8	31
Theft - Purse Snatching	30	59	8	2	6	36
Theft - Shoplifting	4,232	10,999	485	4	17	3,875
Theft from Building	684	1,231	926	30	615	621
Theft from Coin Machine	100	54	29	2	52	117
Theft from Motor Vehicle	504	403	242	173	152	251
Theft of Motor Vehicle Parts	60	132	68	65	44	74
Theft - All Other Larceny	4,011	913	311	801	317	486
<b>Crimes Against Society</b>						
Drug/Narcotic Violations	558	277	283	372	287	197
Drug/Narcotic Equipment Violations	240	173	192	186	104	101
Gambling-Betting/Wagering	0	0	0	1	1	0
Gambling-Operating/Promoting	4	0	0	0	0	1
Gambling-Equipment Violation	6	0	0	1	7	5
Gambling-Sports Tampering	0	0	0	0	0	0
Pornography/Obscene Materials	2	2	2	1	5	1
Prostitution	15	3	0	1	1	12
Prostitution-Assisting/Promoting	5	1	0	0	2	0
Weapon Law Violations	90	37	15	40	57	19
<b>Total Group A Offenses</b>	<b>19,621</b>	<b>21,103</b>	<b>7,099</b>	<b>3,633</b>	<b>4,296</b>	<b>10,946</b>

*Note: In this table, Crimes Against Persons is the count of Incidents, not Victims. Motor Vehicle Thefts is the number of incidents with vehicles stolen, not the actual count of vehicles.  
(Chart continued on next page.)*



<b>Offense Location</b>						
	<b>Highway/ Road/Alley</b>	<b>Hotel</b>	<b>Jail/ Prison</b>	<b>Waterway</b>	<b>Liquor Store</b>	<b>Parking Lot Garage</b>
<b>Crimes Against Persons</b>						
Murder	76	9	0	2	2	29
Negligent Manslaughter	1	0	0	0	0	2
Kidnapping/Abduction	225	32	1	0	0	123
Forcible Rape	112	113	3	5	1	72
Forcible Sodomy	21	9	9	0	0	11
Sexual Assault w/Object	14	5	3	1	0	10
Forcible Fondling	91	36	17	3	0	54
Incest	0	1	0	0	0	0
Statutory Rape	29	29	0	0	0	19
Aggravated Assault	6,441	312	96	30	26	2,656
Simple Assault	8,074	1,241	754	38	27	5,315
Intimidation	2,115	256	52	17	18	1,082
Stalking	235	19	0	0	0	83
<b>Crimes Against Property</b>						
Arson	99	10	9	1	1	69
Bribery	16	0	1	0	0	2
Burglary	53	644	3	30	102	446
Counterfeiting/Forgery	458	58	15	0	138	111
Destruction/Damage/Vandalism	5,962	913	148	79	65	11,873
Embezzlement	11	63	0	0	13	16
Extortion/Blackmail	1	2	0	0	0	6
Fraud - False Pretenses	223	93	3	1	49	215
Fraud - Credit Card/ATM	10	72	4	0	16	35
Fraud - Impersonation	1,131	52	50	0	6	202
Fraud - Welfare	0	0	0	0	1	0
Fraud - Wire	0	1	0	0	0	2
Motor Vehicle Theft	1,783	399	3	13	10	5,327
Robbery	2,409	311	2	1	26	2,152
Stolen Property Offense	547	15	0	2	0	137
Theft - Pocket Picking	43	23	1	0	2	34
Theft - Purse Snatching	103	3	0	2	0	165
Theft - Shoplifting	56	5	2	0	158	31
Theft from Building	44	951	19	5	21	144
Theft from Coin Machine	6	145	0	1	1	152
Theft from Motor Vehicle	2,778	828	9	67	15	16,825
Theft of Motor Vehicle Parts	1,134	141	1	11	5	7,398
Theft - All Other Larceny	1,226	538	25	217	33	2,770
<b>Crimes Against Society</b>						
Drug/Narcotic Violations	21,313	821	656	155	23	4,101
Drug/Narcotic Equipment Violations	11,680	589	132	44	16	1,976
Gambling-Betting/Wagering	14	0	1	0	0	0
Gambling-Operating/Promoting	13	0	0	0	0	4
Gambling-Equipment Violation	57	0	1	0	0	12
Gambling-Sports Tampering	0	0	0	0	0	0
Pornography/Obscene Materials	6	7	0	0	0	2
Prostitution	1,684	234	1	1	5	101
Prostitution-Assisting/Promoting	68	32	0	0	3	17
Weapon Law Violations	2,860	84	35	4	3	622
<b>Total Group A Offenses</b>	<b>73,222</b>	<b>9,096</b>	<b>2,056</b>	<b>730</b>	<b>786</b>	<b>64,403</b>

*Note: In this table, Crimes Against Persons is the count of Incidents, not Victims. Motor Vehicle Thefts is the number of incidents with vehicles stolen, not the actual count of vehicles.  
(Chart continued on next page.)*



## Offense Location

	Rental Storage Facility	Residence	Restaurant	School or College	Service Station	Specialty Store	Other
<b>Crimes Against Persons</b>							
Murder	0	221	3	3	1	0	14
Negligent Manslaughter	0	10	0	0	0	0	0
Kidnapping/Abduction	2	754	14	28	21	6	46
Forcible Rape	3	1,532	3	35	2	3	136
Forcible Sodomy	1	326	1	11	0	3	18
Sexual Assault w/Object	0	183	6	9	0	2	10
Forcible Fondling	1	1,405	28	232	11	22	141
Incest	0	47	0	0	0	0	5
Statutory Rape	1	493	4	11	0	3	72
Aggravated Assault	25	18,463	302	433	211	136	903
Simple Assault	71	62,023	1,162	4,492	393	393	2,829
Intimidation	41	22,415	650	1,147	205	311	1,361
Stalking	4	1,026	49	38	9	16	81
<b>Crimes Against Property</b>							
Arson	5	831	8	71	4	10	77
Bribery	0	13	1	0	0	0	1
Burglary	1,077	45,096	971	1,010	350	2,033	2,947
Counterfeiting/Forgery	6	1,051	650	100	373	513	750
Destruction/Damage/Vandalism	290	41,257	885	2,267	401	1,208	3,695
Embezzlement	8	71	590	16	80	384	206
Extortion/Blackmail	0	44	0	5	0	1	2
Fraud - False Pretenses	9	2,254	692	50	313	706	945
Fraud - Credit Card/ATM	3	733	305	36	412	256	926
Fraud - Impersonation	3	1,803	35	67	30	104	1,137
Fraud - Welfare	0	10	0	0	0	0	3
Fraud - Wire	0	151	1	4	1	12	118
Motor Vehicle Theft	83	10,670	151	145	255	311	945
Robbery	12	2,752	502	70	302	251	375
Stolen Property Offense	0	273	8	16	11	30	64
Theft - Pocket Picking	0	122	38	33	10	13	54
Theft - Purse Snatching	0	80	26	11	11	15	17
Theft - Shoplifting	7	58	53	36	1,007	2,035	368
Theft from Building	162	14,292	1,421	3,406	247	968	1,829
Theft from Coin Machine	1	34	20	51	53	119	247
Theft from Motor Vehicle	55	11,859	661	669	513	276	1,657
Theft of Motor Vehicle Parts	48	7,461	122	303	178	224	976
Theft - All Other Larceny	229	24,454	887	947	2,811	1,013	4,281
<b>Crimes Against Society</b>							
Drug/Narcotic Violations	42	9,107	212	1,684	198	75	1,017
Drug/Narcotic Equipment Violations	14	4,506	86	429	124	40	468
Gambling-Betting/Wagering	0	17	4	12	0	1	4
Gambling-Operating/Promoting	0	13	2	1	1	1	6
Gambling-Equipment Violation	2	38	2	5	2	0	13
Gambling-Sports Tampering	0	0	0	0	0	0	0
Pornography/Obscene Materials	0	97	1	8	0	4	14
Prostitution	0	28	1	4	22	3	35
Prostitution-Assisting/Promoting	0	11	0	0	3	0	1
Weapon Law Violations	6	1,286	28	591	33	16	171
<b>Total Group A Offenses</b>	<b>2,211</b>	<b>289,370</b>	<b>10,585</b>	<b>18,486</b>	<b>8,598</b>	<b>11,517</b>	<b>28,965</b>

*Note: In this table, Crimes Against Persons is the count of Incidents, not Victims. Motor Vehicle Thefts is the number of incidents with vehicles stolen, not the actual count of vehicles.*





The seal of the Tennessee Bureau of Investigation (TBI) is a circular emblem. It features a central shield with a yellow map of Tennessee and the letters 'TBI' in blue. Above the shield is a scale of justice. The shield is flanked by two crossed flags, the American flag and the state flag of Tennessee. The shield is set against a blue background with white stars. The entire seal is encircled by a yellow border with a scalloped edge. The words 'TENNESSEE' and 'BUREAU OF INVESTIGATION' are written in blue around the top and bottom of the seal, respectively. The words 'BRAVERY' and 'INTEGRITY' are written in red on a banner above the shield.

# **STATEWIDE REPORTS**

## **2006**

# **ARRESTEES**

## Arrestee Race and Sex

	Total	Male	Female	African American	Asian	Native American	Unknown	White
<b>Crimes Against Persons</b>								
Murder	342	302	40	224	2	0	3	113
Negligent Manslaughter	10	4	6	1	0	0	0	9
Kidnapping/Abduction	368	326	42	159	3	2	2	202
Forcible Rape	356	354	2	144	2	1	6	203
Forcible Sodomy	61	56	5	13	0	0	1	47
Sexual Assault w/Object	45	43	2	12	0	0	2	31
Forcible Fondling	428	417	11	129	0	1	6	292
Incest	16	15	1	2	0	0	1	13
Statutory Rape	246	228	18	59	0	0	6	181
Aggravated Assault	11,249	8,555	2,694	4,374	34	21	76	6,744
Simple Assault	31,717	23,180	8,537	11,816	88	35	229	19,549
Intimidation	2,583	1,995	588	635	8	1	16	1,923
Stalking	276	234	42	45	0	0	0	231
<b>Crimes Against Property</b>								
Arson	268	223	45	69	2	0	0	197
Bribery	18	13	5	4	1	0	0	13
Burglary	6,591	5,809	782	2,372	13	10	30	4,166
Counterfeiting/Forgery	3,561	2,073	1,488	989	20	5	17	2,530
Destruction/Damage/Vandalism	4,905	3,977	928	1,472	18	5	36	3,374
Embezzlement	985	378	607	279	0	0	2	704
Extortion/Blackmail	23	15	8	16	0	0	0	7
Fraud - False Pretenses	1,522	891	631	264	1	2	16	1,239
Fraud - Credit Card/ATM	483	230	253	85	0	2	1	395
Fraud - Impersonation	1,841	1,312	529	643	3	0	46	1,149
Fraud - Welfare	37	13	24	6	0	0	0	31
Fraud - Wire	11	3	8	1	0	0	0	10
Motor Vehicle Theft	2,751	2,253	498	953	7	6	21	1,764
Robbery	2,830	2,402	428	1,745	1	5	12	1,067
Stolen Property Offense	927	741	186	352	1	0	1	573
Theft - Pocket Picking	60	38	22	28	1	0	1	30
Theft - Purse Snatching	87	65	22	37	0	0	2	48
Theft - Shoplifting	14,290	7,195	7,095	5,487	49	15	124	8,615
Theft from Building	2,830	1,849	981	531	6	6	10	2,277
Theft from Coin Machine	169	150	19	33	0	0	0	136
Theft from Motor Vehicle	1,611	1,323	288	482	0	4	4	1,121
Theft of Motor Vehicle Parts	697	636	61	150	0	0	4	543
Theft - All Other Larceny	4,294	3,202	1,092	965	5	4	15	3,305
<b>Crimes Against Society</b>								
Drug/Narcotic Violations	38,318	30,267	8,051	14,814	76	18	230	23,180
Drug/Narcotic Equipment Violations	8,735	5,886	2,849	2,690	8	4	40	5,993
Gambling-Betting/Wagering	165	145	20	133	3	0	0	29
Gambling-Operating/Promoting	66	57	9	38	1	0	4	23
Gambling-Equipment Violation	55	51	4	48	0	0	1	6
Gambling-Sports Tampering	0	0	0	0	0	0	0	0
Pornography/Obscene Materials	34	33	1	5	0	0	0	29
Prostitution	2,078	533	1,545	1,072	7	10	31	958
Prostitution-Assisting/Promoting	67	54	13	37	1	0	0	29
Weapon Law Violations	3,593	3,252	341	1,871	9	3	32	1,678
<b>Total Group A Offenses</b>	<b>151,599</b>	<b>110,778</b>	<b>40,821</b>	<b>55,284</b>	<b>370</b>	<b>160</b>	<b>1,028</b>	<b>94,757</b>





## Arrestee Age

	Total	Under 18	18-24	25-34	35-44	45-54	55-64	Over 64	Unknown
<b>Crimes Against Persons</b>									
Murder	342	36	128	84	55	35	3	1	0
Negligent Manslaughter	10	0	7	1	2	0	0	0	0
Kidnapping/Abduction	368	13	105	118	82	40	5	5	0
Forcible Rape	356	59	87	91	80	28	8	3	0
Forcible Sodomy	61	27	6	13	5	7	1	2	0
Sexual Assault w/Object	45	14	13	7	5	4	1	1	0
Forcible Fondling	428	115	65	79	87	39	23	20	0
Incest	16	3	2	2	7	2	0	0	0
Statutory Rape	246	5	135	70	31	4	1	0	0
Aggravated Assault	11,249	1,219	2,781	2,952	2,352	1,412	392	141	0
Simple Assault	31,717	5,685	7,156	8,271	6,486	3,204	728	187	0
Intimidation	2,583	349	585	665	577	289	85	33	0
Stalking	276	3	58	74	77	40	20	4	0
<b>Crimes Against Property</b>									
Arson	268	98	63	41	30	30	5	1	0
Bribery	18	0	8	4	4	1	1	0	0
Burglary	6,591	1,417	2,046	1,540	1,073	460	44	10	1
Counterfeiting/Forgery	3,561	83	936	1,368	786	335	46	7	0
Destruction/Damage/Vandalism	4,905	1,615	1,539	872	572	250	44	12	1
Embezzlement	985	50	392	276	182	74	11	0	0
Extortion/Blackmail	23	5	6	3	7	2	0	0	0
Fraud - False Pretenses	1,522	57	351	543	377	152	36	6	0
Fraud - Credit Card/ATM	483	15	160	167	117	22	2	0	0
Fraud - Impersonation	1,841	106	510	651	413	144	17	0	0
Fraud - Welfare	37	0	4	14	9	5	4	1	0
Fraud - Wire	11	2	4	3	1	0	1	0	0
Motor Vehicle Theft	2,751	506	766	758	495	194	27	5	0
Robbery	2,830	460	1,106	644	408	174	35	3	0
Stolen Property Offense	927	88	266	264	194	91	20	4	0
Theft - Pocket Picking	60	12	15	11	15	7	0	0	0
Theft - Purse Snatching	87	13	35	21	10	6	2	0	0
Theft - Shoplifting	14,290	2,576	3,792	3,167	2,675	1,598	387	95	0
Theft from Building	2,830	456	859	790	507	177	34	7	0
Theft from Coin Machine	169	20	45	45	39	19	0	1	0
Theft from Motor Vehicle	1,611	283	603	375	244	93	13	0	0
Theft of Motor Vehicle Parts	697	87	269	175	111	48	7	0	0
Theft - All Other Larceny	4,294	452	1,234	1,235	857	420	72	24	0
<b>Crimes Against Society</b>									
Drug/Narcotic Violations	38,318	3,429	13,806	10,392	6,568	3,398	634	89	2
Drug/Narcotic Equipment Violations	8,735	289	1,698	2,230	2,660	1,604	230	23	1
Gambling-Betting/Wagering	165	34	39	29	23	19	13	8	0
Gambling-Operating/Promoting	66	5	8	3	13	15	9	13	0
Gambling-Equipment Violation	55	6	9	14	7	10	7	2	0
Gambling-Sports Tampering	0	0	0	0	0	0	0	0	0
Pornography/Obscene Materials	34	1	9	7	9	6	1	1	0
Prostitution	2,078	19	523	671	582	249	26	8	0
Prostitution-Assisting/Promoting	67	0	12	16	20	16	3	0	0
Weapon Law Violations	3,593	794	1,229	725	426	288	100	31	0
<b>Total Group A Offenses</b>	<b>151,599</b>	<b>20,506</b>	<b>43,470</b>	<b>39,481</b>	<b>29,280</b>	<b>15,011</b>	<b>3,098</b>	<b>748</b>	<b>5</b>



## Arrestee Sex and Race - Juvenile

	Total	Sex		Race				
		Male	Female	African American	Asian	Native American	Unknown	White
Crimes Against Persons								
Murder	36	35	1	33	0	0	0	3
Negligent Manslaughter	0	0	0	0	0	0	0	0
Kidnapping/Abduction	13	12	1	10	1	0	0	2
Forcible Rape	59	59	0	28	1	0	0	30
Forcible Sodomy	27	27	0	9	0	0	0	18
Sexual Assault w/Object	14	14	0	6	0	0	0	8
Forcible Fondling	115	109	6	43	0	0	2	70
Incest	3	3	0	1	0	0	0	2
Statutory Rape	5	5	0	2	0	0	0	3
Aggravated Assault	1,219	913	306	681	3	0	3	532
Simple Assault	5,685	3,483	2,202	3,444	10	6	35	2,190
Intimidation	349	254	95	133	0	1	1	214
Stalking	3	2	1	1	0	0	0	2
Crimes Against Property								
Arson	98	81	17	33	2	0	0	63
Bribery	0	0	0	0	0	0	0	0
Burglary	1,417	1,320	97	711	7	0	12	687
Counterfeiting/Forgery	83	62	21	40	1	0	2	40
Destruction/Damage/Vandalism	1,615	1,384	231	518	11	2	8	1,076
Embezzlement	50	30	20	21	0	0	0	29
Extortion/Blackmail	5	1	4	4	0	0	0	1
Fraud - False Pretenses	57	46	11	18	0	0	0	39
Fraud - Credit Card/ATM	15	7	8	10	0	0	0	5
Fraud - Impersonation	106	66	40	39	1	0	2	64
Fraud - Welfare	0	0	0	0	0	0	0	0
Fraud - Wire	2	2	0	0	0	0	0	2
Motor Vehicle Theft	506	415	91	213	3	0	8	282
Robbery	460	427	33	369	0	0	4	87
Stolen Property Offense	88	72	16	49	0	0	0	39
Theft - Pocket Picking	12	9	3	9	0	0	0	3
Theft - Purse Snatching	13	10	3	9	0	0	1	3
Theft - Shoplifting	2,576	1,232	1,344	1,204	8	3	37	1,324
Theft from Building	456	339	117	150	0	0	3	303
Theft from Coin Machine	20	20	0	5	0	0	0	15
Theft from Motor Vehicle	283	244	39	77	0	0	1	205
Theft of Motor Vehicle Parts	87	83	4	21	0	0	0	66
Theft - All Other Larceny	452	377	75	167	1	0	3	281
Crimes Against Society								
Drug/Narcotic Violations	3,429	2,878	551	1,343	8	3	16	2,059
Drug/Narcotic Equipment Violations	289	239	50	33	1	0	2	253
Gambling-Betting/Wagering	34	34	0	34	0	0	0	0
Gambling-Operating/Promoting	5	4	1	5	0	0	0	0
Gambling-Equipment Violation	6	6	0	6	0	0	0	0
Gambling-Sports Tampering	0	0	0	0	0	0	0	0
Pornography/Obscene Materials	1	1	0	0	0	0	0	1
Prostitution	19	8	11	10	0	0	1	8
Prostitution-Assisting/Promoting	0	0	0	0	0	0	0	0
Weapon Law Violations	794	670	124	489	1	0	5	299
Total Group A Offenses	20,506	14,983	5,523	9,978	59	15	146	10,308



## Arrestee Race - Male

	Total	Race				
		African American	Asian	Native American	Unknown	White
Crimes Against Persons						
Murder	302	202	2	0	3	95
Negligent Manslaughter	4	0	0	0	0	4
Kidnapping/Abduction	326	149	3	2	2	170
Forcible Rape	354	144	2	1	6	201
Forcible Sodomy	56	13	0	0	1	42
Sexual Assault w/Object	43	12	0	0	2	29
Forcible Fondling	417	123	0	1	6	287
Incest	15	2	0	0	1	12
Statutory Rape	228	52	0	0	6	170
Aggravated Assault	8,555	3,052	25	18	68	5,392
Simple Assault	23,180	8,564	60	28	201	14,327
Intimidation	1,995	479	8	1	15	1,492
Stalking	234	32	0	0	0	202
Crimes Against Property						
Arson	223	53	2	0	0	168
Bribery	13	4	1	0	0	8
Burglary	5,809	2,197	9	9	30	3,564
Counterfeiting/Forgery	2,073	671	15	4	13	1,370
Destruction/Damage/Vandalism	3,977	1,134	17	5	33	2,788
Embezzlement	378	112	0	0	0	266
Extortion/Blackmail	15	11	0	0	0	4
Fraud - False Pretenses	891	159	1	2	11	718
Fraud - Credit Card/ATM	230	40	0	1	0	189
Fraud - Impersonation	1,312	491	2	0	43	776
Fraud - Welfare	13	1	0	0	0	12
Fraud - Wire	3	0	0	0	0	3
Motor Vehicle Theft	2,253	839	4	6	18	1,386
Robbery	2,402	1,566	1	3	10	822
Stolen Property Offense	741	304	1	0	1	435
Theft - Pocket Picking	38	23	1	0	1	13
Theft - Purse Snatching	65	28	0	0	2	35
Theft - Shoplifting	7,195	2,971	16	11	62	4,135
Theft from Building	1,849	376	2	5	8	1,458
Theft from Coin Machine	150	31	0	0	0	119
Theft from Motor Vehicle	1,323	416	0	3	3	901
Theft of Motor Vehicle Parts	636	137	0	0	3	496
Theft - All Other Larceny	3,202	715	5	3	13	2,466
Crimes Against Society						
Drug/Narcotic Violations	30,267	12,908	62	14	207	17,076
Drug/Narcotic Equipment Violations	5,886	2,090	6	2	34	3,754
Gambling-Betting/Wagering	145	120	3	0	0	22
Gambling-Operating/Promoting	57	34	1	0	4	18
Gambling-Equipment Violation	51	46	0	0	1	4
Gambling-Sports Tampering	0	0	0	0	0	0
Pornography/Obscene Materials	33	5	0	0	0	28
Prostitution	533	251	1	2	27	252
Prostitution-Assisting/Promoting	54	34	0	0	0	20
Weapon Law Violations	3,252	1,695	8	3	27	1,519
Total Group A Offenses	110,778	42,286	258	124	862	67,248



## Arrestee Age - Male

	Total	Under 18	18-24	25-34	35-44	45-54	55-64	Over 64	Unknown
<b>Crimes Against Persons</b>									
Murder	302	35	121	73	41	28	3	1	0
Negligent Manslaughter	4	0	2	1	1	0	0	0	0
Kidnapping/Abduction	326	12	92	108	70	36	3	5	0
Forcible Rape	354	59	86	90	80	28	8	3	0
Forcible Sodomy	56	27	4	10	5	7	1	2	0
Sexual Assault w/Object	43	14	11	7	5	4	1	1	0
Forcible Fondling	417	109	63	77	86	39	23	20	0
Incest	15	3	1	2	7	2	0	0	0
Statutory Rape	228	5	129	61	28	4	1	0	0
Aggravated Assault	8,555	913	2,117	2,212	1,739	1,115	337	122	0
Simple Assault	23,180	3,483	5,168	6,341	4,907	2,555	573	153	0
Intimidation	1,995	254	446	538	426	232	74	25	0
Stalking	234	2	48	62	65	35	18	4	0
<b>Crimes Against Property</b>									
Arson	223	81	57	31	23	25	5	1	0
Bribery	13	0	7	3	2	0	1	0	0
Burglary	5,809	1,320	1,821	1,294	913	411	40	9	1
Counterfeiting/Forgery	2,073	62	566	790	402	217	32	4	0
Destruction/Damage/Vandalism	3,977	1,384	1,264	649	436	196	38	9	1
Embezzlement	378	30	152	107	52	33	4	0	0
Extortion/Blackmail	15	1	5	2	5	2	0	0	0
Fraud - False Pretenses	891	46	221	286	216	97	22	3	0
Fraud - Credit Card/ATM	230	7	87	67	51	16	2	0	0
Fraud - Impersonation	1,312	66	395	450	285	106	10	0	0
Fraud - Welfare	13	0	0	5	4	2	2	0	0
Fraud - Wire	3	2	1	0	0	0	0	0	0
Motor Vehicle Theft	2,253	415	656	609	375	168	25	5	0
Robbery	2,402	427	961	516	329	140	28	1	0
Stolen Property Offense	741	72	215	199	160	73	19	3	0
Theft - Pocket Picking	38	9	7	8	8	6	0	0	0
Theft - Purse Snatching	65	10	28	16	6	3	2	0	0
Theft - Shoplifting	7,195	1,232	1,688	1,543	1,476	1,000	209	47	0
Theft from Building	1,849	339	571	509	303	100	23	4	0
Theft from Coin Machine	150	20	40	43	29	17	0	1	0
Theft from Motor Vehicle	1,323	244	510	296	180	82	11	0	0
Theft of Motor Vehicle Parts	636	83	250	156	99	41	7	0	0
Theft - All Other Larceny	3,202	377	916	880	616	334	59	20	0
<b>Crimes Against Society</b>									
Drug/Narcotic Violations	30,267	2,878	11,376	8,102	4,709	2,587	537	76	2
Drug/Narcotic Equipment Violations	5,886	239	1,183	1,384	1,676	1,180	201	22	1
Gambling-Betting/Wagering	145	34	37	27	18	12	11	6	0
Gambling-Operating/Promoting	57	4	8	3	10	10	9	13	0
Gambling-Equipment Violation	51	6	9	13	7	8	6	2	0
Gambling-Sports Tampering	0	0	0	0	0	0	0	0	0
Pornography/Obscene Materials	33	1	9	6	9	6	1	1	0
Prostitution	533	8	166	159	104	68	20	8	0
Prostitution-Assisting/Promoting	54	0	8	14	15	15	2	0	0
Weapon Law Violations	3,252	670	1,161	657	384	264	92	24	0
<b>Total Group A Offenses</b>	<b>110,778</b>	<b>14,983</b>	<b>32,663</b>	<b>28,406</b>	<b>20,362</b>	<b>11,304</b>	<b>2,460</b>	<b>595</b>	<b>5</b>



## Arrestee Race - Female

	Total	Race				
		African American	Asian	Native American	Unknown	White
Crimes Against Persons						
Murder	40	22	0	0	0	18
Negligent Manslaughter	6	1	0	0	0	5
Kidnapping/Abduction	42	10	0	0	0	32
Forcible Rape	2	0	0	0	0	2
Forcible Sodomy	5	0	0	0	0	5
Sexual Assault w/Object	2	0	0	0	0	2
Forcible Fondling	11	6	0	0	0	5
Incest	1	0	0	0	0	1
Statutory Rape	18	7	0	0	0	11
Aggravated Assault	2,694	1,322	9	3	8	1,352
Simple Assault	8,537	3,252	28	7	28	5,222
Intimidation	588	156	0	0	1	431
Stalking	42	13	0	0	0	29
Crimes Against Property						
Arson	45	16	0	0	0	29
Bribery	5	0	0	0	0	5
Burglary	782	175	4	1	0	602
Counterfeiting/Forgery	1,488	318	5	1	4	1,160
Destruction/Damage/Vandalism	928	338	1	0	3	586
Embezzlement	607	167	0	0	2	438
Extortion/Blackmail	8	5	0	0	0	3
Fraud - False Pretenses	631	105	0	0	5	521
Fraud - Credit Card/ATM	253	45	0	1	1	206
Fraud - Impersonation	529	152	1	0	3	373
Fraud - Welfare	24	5	0	0	0	19
Fraud - Wire	8	1	0	0	0	7
Motor Vehicle Theft	498	114	3	0	3	378
Robbery	428	179	0	2	2	245
Stolen Property Offense	186	48	0	0	0	138
Theft - Pocket Picking	22	5	0	0	0	17
Theft - Purse Snatching	22	9	0	0	0	13
Theft - Shoplifting	7,095	2,516	33	4	62	4,480
Theft from Building	981	155	4	1	2	819
Theft from Coin Machine	19	2	0	0	0	17
Theft from Motor Vehicle	288	66	0	1	1	220
Theft of Motor Vehicle Parts	61	13	0	0	1	47
Theft - All Other Larceny	1,092	250	0	1	2	839
Crimes Against Society						
Drug/Narcotic Violations	8,051	1,906	14	4	23	6,104
Drug/Narcotic Equipment Violations	2,849	600	2	2	6	2,239
Gambling-Betting/Wagering	20	13	0	0	0	7
Gambling-Operating/Promoting	9	4	0	0	0	5
Gambling-Equipment Violation	4	2	0	0	0	2
Gambling-Sports Tampering	0	0	0	0	0	0
Pornography/Obscene Materials	1	0	0	0	0	1
Prostitution	1,545	821	6	8	4	706
Prostitution-Assisting/Promoting	13	3	1	0	0	9
Weapon Law Violations	341	176	1	0	5	159
Total Group A Offenses	40,821	12,998	112	36	166	27,509



## Arrestee Age - Female

	Total	Under 18	18-24	25-34	35-44	45-54	55-64	Over 64	Unknown
<b>Crimes Against Persons</b>									
Murder	40	1	7	11	14	7	0	0	0
Negligent Manslaughter	6	0	5	0	1	0	0	0	0
Kidnapping/Abduction	42	1	13	10	12	4	2	0	0
Forcible Rape	2	0	1	1	0	0	0	0	0
Forcible Sodomy	5	0	2	3	0	0	0	0	0
Sexual Assault w/Object	2	0	2	0	0	0	0	0	0
Forcible Fondling	11	6	2	2	1	0	0	0	0
Incest	1	0	1	0	0	0	0	0	0
Statutory Rape	18	0	6	9	3	0	0	0	0
Aggravated Assault	2,694	306	664	740	613	297	55	19	0
Simple Assault	8,537	2,202	1,988	1,930	1,579	649	155	34	0
Intimidation	588	95	139	127	151	57	11	8	0
Stalking	42	1	10	12	12	5	2	0	0
<b>Crimes Against Property</b>									
Arson	45	17	6	10	7	5	0	0	0
Bribery	5	0	1	1	2	1	0	0	0
Burglary	782	97	225	246	160	49	4	1	0
Counterfeiting/Forgery	1,488	21	370	578	384	118	14	3	0
Destruction/Damage/Vandalism	928	231	275	223	136	54	6	3	0
Embezzlement	607	20	240	169	130	41	7	0	0
Extortion/Blackmail	8	4	1	1	2	0	0	0	0
Fraud - False Pretenses	631	11	130	257	161	55	14	3	0
Fraud - Credit Card/ATM	253	8	73	100	66	6	0	0	0
Fraud - Impersonation	529	40	115	201	128	38	7	0	0
Fraud - Welfare	24	0	4	9	5	3	2	1	0
Fraud - Wire	8	0	3	3	1	0	1	0	0
Motor Vehicle Theft	498	91	110	149	120	26	2	0	0
Robbery	428	33	145	128	79	34	7	2	0
Stolen Property Offense	186	16	51	65	34	18	1	1	0
Theft - Pocket Picking	22	3	8	3	7	1	0	0	0
Theft - Purse Snatching	22	3	7	5	4	3	0	0	0
Theft - Shoplifting	7,095	1,344	2,104	1,624	1,199	598	178	48	0
Theft from Building	981	117	288	281	204	77	11	3	0
Theft from Coin Machine	19	0	5	2	10	2	0	0	0
Theft from Motor Vehicle	288	39	93	79	64	11	2	0	0
Theft of Motor Vehicle Parts	61	4	19	19	12	7	0	0	0
Theft - All Other Larceny	1,092	75	318	355	241	86	13	4	0
<b>Crimes Against Society</b>									
Drug/Narcotic Violations	8,051	551	2,430	2,290	1,859	811	97	13	0
Drug/Narcotic Equipment Violations	2,849	50	515	846	984	424	29	1	0
Gambling-Betting/Wagering	20	0	2	2	5	7	2	2	0
Gambling-Operating/Promoting	9	1	0	0	3	5	0	0	0
Gambling-Equipment Violation	4	0	0	1	0	2	1	0	0
Gambling-Sports Tampering	0	0	0	0	0	0	0	0	0
Pornography/Obscene Materials	1	0	0	1	0	0	0	0	0
Prostitution	1,545	11	357	512	478	181	6	0	0
Prostitution-Assisting/Promoting	13	0	4	2	5	1	1	0	0
Weapon Law Violations	341	124	68	68	42	24	8	7	0
<b>Total Group A Offenses</b>	<b>40,821</b>	<b>5,523</b>	<b>10,807</b>	<b>11,075</b>	<b>8,918</b>	<b>3,707</b>	<b>638</b>	<b>153</b>	<b>0</b>



## Group B Arrestee Sex and Race

	Total	Sex		Race				
		Male	Female	African American	Asian	Native American	Unknown	White
Bad Checks	11,307	5,339	5,968	1,997	16	1,997	50	9,236
Curfew/Loitering/Vagrancy	1,612	1,029	583	583	7	583	9	1,009
Disorderly Conduct	11,898	8,134	3,764	6,833	34	6,833	98	4,915
Driving Under the Influence	26,286	21,114	5,172	2,441	70	2,441	796	22,935
Drunkenness	23,557	19,742	3,815	2,903	43	2,903	546	19,994
Family Offenses - Nonviolent	2,370	1,837	533	681	1	681	6	1,681
Liquor Law Violations	9,422	7,071	2,351	1,333	63	1,333	189	7,823
Peeping Tom	9	7	2	3	0	3	1	5
Runaway	2,591	1,210	1,381	955	8	955	20	1,604
Trespass of Real Property	7,900	6,459	1,441	4,563	16	4,563	37	3,269
All Other Offenses	87,875	65,721	22,154	23,378	156	23,378	738	63,538
<b>Total Group B Arrests</b>	<b>184,827</b>	<b>137,663</b>	<b>47,164</b>	<b>45,670</b>	<b>414</b>	<b>45,670</b>	<b>2,490</b>	<b>136,009</b>

## Group B Arrestee Age

	Under 18	18-24	25-34	35-44	45-54	55-64	Over 65	Unknown
Bad Checks	4	2,011	4,036	3,095	1,516	489	156	0
Curfew/Loitering/Vagrancy	1,584	7	12	7	1	1	0	0
Disorderly Conduct	4,272	2,517	1,940	1,628	1,198	293	50	0
Driving Under the Influence	220	6,184	7,479	6,392	4,304	1,380	326	1
Drunkenness	447	4,970	5,681	6,166	4,862	1,205	225	1
Family Offenses - Nonviolent	44	335	1,039	695	227	25	5	0
Liquor Law Violations	1,523	5,671	817	671	537	159	43	1
Peeping Tom	1	5	0	2	1	0	0	0
Runaway	2,591	0	0	0	0	0	0	0
Trespass of Real Property	1,080	1,817	1,686	1,644	1,332	287	54	0
All Other Offenses	4,647	23,701	28,275	19,938	9,148	1,800	365	1
<b>Total Group B Arrests</b>	<b>16,413</b>	<b>47,218</b>	<b>50,965</b>	<b>40,238</b>	<b>23,126</b>	<b>5,639</b>	<b>1,224</b>	<b>4</b>

## Group B Arrestee Sex and Race - Juvenile

	Total	Sex		Race				
		Male	Female	African American	Asian	Native American	Unknown	White
Bad Checks	4	0	4	0	0	0	0	4
Curfew/Loitering/Vagrancy	1,584	1,015	569	580	7	4	9	984
Disorderly Conduct	4,272	2,513	1,759	3,194	8	6	40	1,024
Driving Under the Influence	220	180	40	9	2	0	7	202
Drunkenness	447	349	98	145	1	0	5	296
Family Offenses - Nonviolent	44	18	26	9	0	0	0	35
Liquor Law Violations	1,523	1,042	481	88	3	2	10	1,420
Peeping Tom	1	1	0	1	0	0	0	0
Runaway	2,591	1,210	1,381	955	8	4	20	1,604
Trespass of Real Property	1,080	931	149	716	4	0	7	353
All Other Offenses	4,647	3,324	1,323	1,296	22	4	36	3,289
<b>Total Group B Arrests</b>	<b>16,413</b>	<b>10,583</b>	<b>5,830</b>	<b>6,993</b>	<b>55</b>	<b>20</b>	<b>134</b>	<b>9,211</b>



## Group B Arrestee Race - Male

	Total	Race				
		African American	Asian	Native American	Unknown	White
Bad Checks	5,339	945	8	2	29	4,355
Curfew/Loitering/Vagrancy	1,029	400	3	2	7	617
Disorderly Conduct	8,134	4,457	23	12	85	3,557
Driving Under the Influence	21,114	2,099	59	38	775	18,143
Drunkenness	19,742	2,582	34	61	525	16,540
Family Offenses - Nonviolent	1,837	592	0	0	5	1,240
Liquor Law Violations	7,071	1,095	52	12	164	5,748
Peeping Tom	7	3	0	0	1	3
Runaway	1,210	452	2	1	12	743
Trespass of Real Property	6,459	3,970	14	13	33	2,429
All Other Offenses	65,721	18,681	123	51	638	46,228
<b>Total Group B Arrests</b>	<b>137,663</b>	<b>35,276</b>	<b>318</b>	<b>192</b>	<b>2,274</b>	<b>99,603</b>

## Group B Arrestee Age - Male

	Under 18	18-24	25-34	35-44	45-54	55-64	Over 65	Unknown
Bad Checks	0	886	1,788	1,533	792	272	68	0
Curfew/Loitering/Vagrancy	1,015	7	3	2	1	1	0	0
Disorderly Conduct	2,513	1,840	1,366	1,200	933	238	44	0
Driving Under the Influence	180	5,084	6,110	4,865	3,385	1,200	289	1
Drunkenness	349	4,287	4,689	4,896	4,185	1,115	220	1
Family Offenses - Nonviolent	18	222	816	556	199	22	4	0
Liquor Law Violations	1,042	4,240	650	528	444	132	34	1
Peeping Tom	1	3	0	2	1	0	0	0
Runaway	1,210	0	0	0	0	0	0	0
Trespass of Real Property	931	1,526	1,335	1,249	1,118	254	46	0
All Other Offenses	3,324	18,315	20,598	14,457	7,229	1,490	307	1
<b>Total Group B Arrests</b>	<b>10,583</b>	<b>36,410</b>	<b>37,355</b>	<b>29,288</b>	<b>18,287</b>	<b>4,724</b>	<b>1,012</b>	<b>4</b>





## ***Group B Arrestee Race - Female***

	Total	Race				
		African American	Asian	Native American	Unknown	White
Bad Checks	5,968	1,052	8	6	21	4,881
Curfew/Loitering/Vagrancy	583	183	4	2	2	392
Disorderly Conduct	3,764	2,376	11	6	13	1,358
Driving Under the Influence	5,172	342	11	6	21	4,792
Drunkenness	3,815	321	9	10	21	3,454
Family Offenses - Nonviolent	533	89	1	1	1	441
Liquor Law Violations	2,351	238	11	2	25	2,075
Peeping Tom	2	0	0	0	0	2
Runaway	1,381	503	6	3	8	861
Trespass of Real Property	1,441	593	2	2	4	840
All Other Offenses	22,154	4,697	33	14	100	17,310
<b>Total Group B Arrests</b>	<b>47,164</b>	<b>10,394</b>	<b>96</b>	<b>52</b>	<b>216</b>	<b>36,406</b>

## ***Group B Arrestee Age - Female***

	Under 18	18-24	25-34	35-44	45-54	55-64	Over 65	Unknown
Bad Checks	4	1,125	2,248	1,562	724	217	88	0
Curfew/Loitering/Vagrancy	569	0	9	5	0	0	0	0
Disorderly Conduct	1,759	677	574	428	265	55	6	0
Driving Under the Influence	40	1,100	1,369	1,527	919	180	37	0
Drunkenness	98	683	992	1,270	677	90	5	0
Family Offenses - Nonviolent	26	113	223	139	28	3	1	0
Liquor Law Violations	481	1,431	167	143	93	27	9	0
Peeping Tom	0	2	0	0	0	0	0	0
Runaway	1,381	0	0	0	0	0	0	0
Trespass of Real Property	149	291	351	395	214	33	8	0
All Other Offenses	1,323	5,386	7,677	5,481	1,919	310	58	0
<b>Total Group B Arrests</b>	<b>5,830</b>	<b>10,808</b>	<b>13,610</b>	<b>10,950</b>	<b>4,839</b>	<b>915</b>	<b>212</b>	<b>0</b>





The seal of the Tennessee Bureau of Investigation (TBI) is a circular emblem. It features a central shield with a yellow map of Tennessee and the letters 'TBI' in blue. Above the shield is a scale of justice and the words 'BRAVERY' and 'INTEGRITY'. Below the shield is a banner with the words 'BUREAU OF INVESTIGATION'. The entire seal is surrounded by a yellow border with a scalloped edge.

# **STATEWIDE REPORTS**

## **2006 VICTIMS**

## Victim Sex and Race

	Total	Sex			Race				
		Male	Female	Unknown	African American	Asian	Native American	Unknown	White
Crimes Against Persons									
Murder	409	325	83	1	220	4	0	8	177
Negligent Manslaughter	14	10	4	0	3	0	0	0	11
Kidnapping/Abduction	1,340	438	897	5	586	4	2	13	735
Forcible Rape	2,165	20	2,145	0	647	6	5	22	1,485
Forcible Sodomy	425	240	184	1	161	1	0	3	260
Sexual Assault w/Object	269	46	223	0	70	5	0	3	191
Forcible Fondling	2,251	304	1,937	10	610	8	2	58	1,573
Incest	53	16	37	0	8	1	0	0	44
Statutory Rape	684	48	636	0	158	5	0	13	508
Aggravated Assault	32,390	18,840	13,407	143	14,241	97	57	493	17,502
Simple Assault	94,046	34,768	59,030	248	36,304	408	127	1,111	56,096
Intimidation	32,685	11,475	21,090	120	9,792	121	42	431	22,299
Stalking	1,754	305	1,443	6	505	3	1	23	1,222
Crimes Against Property									
Arson	1,265	738	494	33	362	8	6	101	788
Bribery	35	25	10	0	5	0	0	0	30
Burglary	52,688	27,565	24,829	294	15,646	305	83	916	35,738
Counterfeiting/Forgery	7,203	3,566	3,507	130	732	27	10	382	6,052
Destruction/Damage/Vandalism	65,097	31,959	32,787	351	19,606	412	105	1,226	43,748
Embezzlement	189	125	54	10	28	11	1	16	133
Extortion/Blackmail	75	42	32	1	11	0	0	4	60
Fraud - False Pretenses	4,108	1,941	2,128	39	598	26	4	147	3,333
Fraud - Credit Card/ATM	4,522	1,740	2,761	21	618	28	4	60	3,812
Fraud - Impersonation	5,277	2,564	2,537	176	1,545	33	4	456	3,239
Fraud - Welfare	12	4	8	0	3	0	0	0	9
Fraud - Wire	349	164	183	2	39	2	0	15	293
Motor Vehicle Theft	20,372	12,595	7,592	185	6,679	94	26	565	13,008
Robbery	14,017	9,343	4,651	23	5,615	257	93	495	7,557
Stolen Property Offense	743	405	251	87	47	2	1	212	481
Theft - Pocket Picking	607	326	281	0	145	2	2	12	446
Theft - Purse Snatching	607	46	560	1	175	10	1	12	409
Theft - Shoplifting	96	54	38	4	5	1	0	5	85
Theft from Building	27,139	10,869	16,179	91	4,481	199	35	377	22,047
Theft from Coin Machine	127	99	24	4	8	1	4	5	109
Theft from Motor Vehicle	39,911	20,478	19,319	114	8,524	261	60	691	30,375
Theft of Motor Vehicle Parts	17,761	10,668	7,018	75	5,223	114	33	462	11,929
Theft - All Other Larceny	36,839	19,908	16,737	194	7,782	176	48	655	28,178
Total Individual Victims	467,524	222,059	243,096	2,369	141,182	2,632	756	8,992	313,962



## Victim Age

	Total	Under 18	18-24	25-34	35-44	45-54	55-64	Over 64	Unknown
<b>Crimes Against Persons</b>									
Murder	409	30	105	85	78	59	24	23	5
Negligent Manslaughter	14	6	1	2	3	0	2	0	0
Kidnapping/Abduction	1,340	477	274	258	202	83	15	18	13
Forcible Rape	2,165	838	553	387	245	99	14	14	15
Forcible Sodomy	425	292	55	33	24	16	4	1	0
Sexual Assault w/Object	269	177	41	23	17	9	1	1	0
Forcible Fondling	2,251	1,628	278	170	91	39	11	9	25
Incest	53	44	7	1	0	0	0	0	1
Statutory Rape	684	676	5	0	0	0	0	0	3
Aggravated Assault	32,390	4,830	7,892	8,165	6,110	3,453	1,025	405	510
Simple Assault	94,046	15,236	23,442	24,294	17,254	9,061	2,620	1,043	1,096
Intimidation	32,685	2,940	7,023	8,642	7,096	4,121	1,679	712	472
Stalking	1,754	148	400	531	390	203	48	9	25
<b>Crimes Against Property</b>									
Arson	1,265	72	125	231	254	235	147	113	88
Bribery	35	4	2	10	7	2	3	1	6
Burglary	52,688	626	7,842	11,925	11,236	9,521	5,984	4,555	999
Counterfeiting/Forgery	7,203	53	655	1,151	1,189	1,280	1,235	1,090	550
Destruction/Damage/Vandalism	65,097	1,166	11,511	14,611	13,693	11,119	6,698	4,752	1,547
Embezzlement	189	3	9	22	37	43	42	15	18
Extortion/Blackmail	75	5	21	14	10	12	5	5	3
Fraud - False Pretenses	4,108	33	463	744	810	746	487	694	131
Fraud - Credit Card/ATM	4,522	41	657	866	930	818	592	546	72
Fraud - Impersonation	5,277	104	905	1,315	1,057	769	433	343	351
Fraud - Welfare	12	0	2	3	3	1	3	0	0
Fraud - Wire	349	4	43	73	69	65	47	33	15
Motor Vehicle Theft	20,372	137	3,216	4,924	4,531	3,618	1,978	1,397	571
Robbery	14,017	991	3,669	3,635	2,417	1,787	795	582	141
Stolen Property Offense	743	9	65	133	138	94	68	29	207
Theft - Pocket Picking	607	32	109	111	106	93	74	76	6
Theft - Purse Snatching	607	12	94	122	87	98	88	100	6
Theft - Shoplifting	96	1	15	19	23	18	12	2	6
Theft from Building	27,139	1,495	4,585	4,890	5,033	4,762	3,147	2,813	414
Theft from Coin Machine	127	0	4	17	36	31	25	8	6
Theft from Motor Vehicle	39,911	868	8,422	10,127	8,651	6,394	3,293	1,584	572
Theft of Motor Vehicle Parts	17,761	338	4,476	4,438	3,291	2,644	1,462	759	353
Theft - All Other Larceny	36,839	1,101	4,372	6,877	7,891	7,160	4,721	3,885	832
<b>Total Individual Victims</b>	<b>467,524</b>	<b>34,417</b>	<b>91,338</b>	<b>108,849</b>	<b>93,009</b>	<b>68,453</b>	<b>36,782</b>	<b>25,617</b>	<b>9,059</b>



## Victim Sex and Race - Juvenile

	Total	Sex			Race				
		Male	Female	Unknown	African American	Asian	Native American	Unknown	White
Crimes Against Persons									
Murder	30	23	7	0	21	0	0	2	7
Negligent Manslaughter	6	4	2	0	2	0	0	0	4
Kidnapping/Abduction	477	206	270	1	254	2	1	5	215
Forcible Rape	838	15	823	0	275	1	3	11	548
Forcible Sodomy	292	198	93	1	107	0	0	3	182
Sexual Assault w/Object	177	38	139	0	49	4	0	1	123
Forcible Fondling	1,628	268	1,357	3	454	7	2	42	1,123
Incest	44	14	30	0	7	1	0	0	36
Statutory Rape	676	45	631	0	158	5	0	12	501
Aggravated Assault	4,830	2,902	1,913	15	2,625	10	8	74	2,113
Simple Assault	15,236	7,771	7,431	34	7,349	56	21	171	7,639
Intimidation	2,940	1,210	1,718	12	962	5	2	39	1,932
Stalking	148	13	135	0	38	0	0	2	108
Crimes Against Property									
Arson	72	37	35	0	57	0	0	2	13
Bribery	4	4	0	0	0	0	0	0	4
Burglary	626	319	304	3	216	3	1	14	392
Counterfeiting/Forgery	53	14	39	0	12	0	0	0	41
Destruction/Damage/Vandalism	1,166	601	562	3	256	6	0	20	884
Embezzlement	3	1	2	0	2	0	0	0	1
Extortion/Blackmail	5	4	1	0	1	0	0	1	3
Fraud - False Pretenses	33	16	17	0	3	1	0	1	28
Fraud - Credit Card/ATM	41	19	21	1	2	0	0	0	39
Fraud - Impersonation	104	56	46	2	40	0	0	18	46
Fraud - Welfare	0	0	0	0	0	0	0	0	0
Fraud - Wire	4	2	2	0	0	0	0	0	4
Motor Vehicle Theft	137	99	36	2	30	0	0	3	104
Robbery	991	708	281	2	535	10	2	19	425
Stolen Property Offense	9	2	3	4	0	0	0	4	5
Theft - Pocket Picking	32	13	19	0	7	0	0	0	25
Theft - Purse Snatching	12	4	8	0	6	0	1	0	5
Theft - Shoplifting	1	0	1	0	0	0	0	0	1
Theft from Building	1,495	643	846	6	271	10	1	40	1,173
Theft from Coin Machine	0	0	0	0	0	0	0	0	0
Theft from Motor Vehicle	868	378	486	4	87	1	1	12	767
Theft of Motor Vehicle Parts	338	244	94	0	47	0	0	6	285
Theft - All Other Larceny	1,101	646	449	6	321	2	2	19	757
Total Individual Victims	34,417	16,517	17,801	99	14,194	124	45	521	19,533



## Victim Race - Male

	Total	Race				
		African American	Asian	Native American	Unknown	White
Crimes Against Persons						
Murder	325	185	2	0	5	133
Negligent Manslaughter	10	3	0	0	0	7
Kidnapping/Abduction	438	212	1	0	5	220
Forcible Rape	20	7	0	0	0	13
Forcible Sodomy	240	86	0	0	1	153
Sexual Assault w/Object	46	14	2	0	0	30
Forcible Fondling	304	81	0	0	12	211
Incest	16	2	0	0	0	14
Statutory Rape	48	15	0	0	1	32
Aggravated Assault	18,840	7,847	59	33	251	10,650
Simple Assault	34,768	11,551	165	47	431	22,574
Intimidation	11,475	2,908	58	14	165	8,330
Stalking	305	92	1	0	5	207
Crimes Against Property						
Arson	738	163	4	4	45	522
Bribery	25	1	0	0	0	24
Burglary	27,565	6,116	184	53	423	20,789
Counterfeiting/Forgery	3,566	308	20	7	134	3,097
Destruction/Damage/Vandalism	31,959	7,297	252	59	584	23,767
Embezzlement	125	14	8	1	4	98
Extortion/Blackmail	42	5	0	0	2	35
Fraud - False Pretenses	1,941	281	11	2	73	1,574
Fraud - Credit Card/ATM	1,740	224	12	4	15	1,485
Fraud - Impersonation	2,564	747	17	3	182	1,615
Fraud - Welfare	4	0	0	0	0	4
Fraud - Wire	164	22	2	0	7	133
Motor Vehicle Theft	12,595	3,674	68	21	279	8,553
Robbery	9,343	3,665	162	72	410	5,034
Stolen Property Offense	405	26	1	0	78	300
Theft - Pocket Picking	326	76	0	2	7	241
Theft - Purse Snatching	46	17	0	0	0	29
Theft - Shoplifting	54	3	1	0	1	49
Theft from Building	10,869	1,549	64	16	147	9,093
Theft from Coin Machine	99	7	1	4	1	86
Theft from Motor Vehicle	20,478	3,649	128	34	362	16,305
Theft of Motor Vehicle Parts	10,668	2,672	93	24	279	7,600
Theft - All Other Larceny	19,908	3,145	92	29	293	16,349
Total Individual Victims	222,059	56,664	1,408	429	4,202	159,356



## Victim Age - Male

	Total	Under 18	18-24	25-34	35-44	45-54	55-64	Over 64	Unknown
<b>Crimes Against Persons</b>									
Murder	325	23	94	68	58	46	18	14	4
Negligent Manslaughter	10	4	0	2	3	0	1	0	0
Kidnapping/Abduction	438	206	64	60	57	36	7	6	2
Forcible Rape	20	15	0	1	2	1	0	0	1
Forcible Sodomy	240	198	20	12	3	3	3	1	0
Sexual Assault w/Object	46	38	3	2	2	0	0	1	0
Forcible Fondling	304	268	21	5	4	2	1	1	2
Incest	16	14	1	1	0	0	0	0	0
Statutory Rape	48	45	1	0	0	0	0	0	2
Aggravated Assault	18,840	2,902	4,455	4,606	3,528	2,200	670	243	236
Simple Assault	34,768	7,771	7,010	7,860	6,136	3,877	1,254	456	404
Intimidation	11,475	1,210	2,028	2,639	2,623	1,738	764	300	173
Stalking	305	13	76	83	72	37	17	4	3
<b>Crimes Against Property</b>									
Arson	738	37	62	128	148	151	98	71	43
Bribery	25	4	1	7	5	0	2	1	5
Burglary	27,565	319	3,488	5,554	5,993	5,498	3,638	2,614	461
Counterfeiting/Forgery	3,566	14	305	544	590	688	669	500	256
Destruction/Damage/Vandalism	31,959	601	4,833	6,420	6,686	6,082	3,911	2,662	764
Embezzlement	125	1	5	14	28	32	30	11	4
Extortion/Blackmail	42	4	14	6	4	8	4	1	1
Fraud - False Pretenses	1,941	16	209	360	420	368	243	261	64
Fraud - Credit Card/ATM	1,740	19	203	338	419	311	244	181	25
Fraud - Impersonation	2,564	56	457	678	536	345	209	136	147
Fraud - Welfare	4	0	1	0	1	0	2	0	0
Fraud - Wire	164	2	19	40	36	29	21	11	6
Motor Vehicle Theft	12,595	99	1,980	2,901	2,761	2,325	1,357	897	275
Robbery	9,343	708	2,449	2,469	1,603	1,203	509	330	72
Stolen Property Offense	405	2	31	78	86	59	38	22	89
Theft - Pocket Picking	326	13	61	59	58	51	35	45	4
Theft - Purse Snatching	46	4	10	4	5	7	7	8	1
Theft - Shoplifting	54	0	7	14	15	7	8	2	1
Theft from Building	10,869	643	1,619	1,726	2,060	2,008	1,500	1,148	165
Theft from Coin Machine	99	0	3	15	30	25	18	6	2
Theft from Motor Vehicle	20,478	378	3,763	5,021	4,612	3,577	1,929	894	304
Theft of Motor Vehicle Parts	10,668	244	2,769	2,637	1,924	1,570	879	465	180
Theft - All Other Larceny	19,908	646	1,842	3,266	4,361	4,241	2,937	2,187	428
<b>Total Individual Victims</b>	<b>222,059</b>	<b>16,517</b>	<b>37,904</b>	<b>47,618</b>	<b>44,869</b>	<b>36,525</b>	<b>21,023</b>	<b>13,479</b>	<b>4,124</b>





## Victim Race - Female

	Total	Race				
		African American	Asian	Native American	Unknown	White
Crimes Against Persons						
Murder	83	35	2	0	2	44
Negligent Manslaughter	4	0	0	0	0	4
Kidnapping/Abduction	897	374	3	2	4	514
Forcible Rape	2,145	640	6	5	22	1,472
Forcible Sodomy	184	74	1	0	2	107
Sexual Assault w/Object	223	56	3	0	3	161
Forcible Fondling	1,937	529	8	2	37	1,361
Incest	37	6	1	0	0	30
Statutory Rape	636	143	5	0	12	476
Aggravated Assault	13,407	6,389	38	24	123	6,833
Simple Assault	59,030	24,740	243	80	474	33,493
Intimidation	21,090	6,880	63	27	164	13,956
Stalking	1,443	412	2	1	13	1,015
Crimes Against Property						
Arson	494	199	4	2	26	263
Bribery	10	4	0	0	0	6
Burglary	24,829	9,522	119	29	232	14,927
Counterfeiting/Forgery	3,507	424	7	3	124	2,949
Destruction/Damage/Vandalism	32,787	12,297	159	46	333	19,952
Embezzlement	54	14	3	0	2	35
Extortion/Blackmail	32	6	0	0	1	25
Fraud - False Pretenses	2,128	316	15	2	39	1,756
Fraud - Credit Card/ATM	2,761	394	16	0	27	2,324
Fraud - Impersonation	2,537	797	16	1	102	1,621
Fraud - Welfare	8	3	0	0	0	5
Fraud - Wire	183	17	0	0	6	160
Motor Vehicle Theft	7,592	3,003	26	5	108	4,450
Robbery	4,651	1,948	95	21	68	2,519
Stolen Property Offense	251	21	1	1	50	178
Theft - Pocket Picking	281	69	2	0	5	205
Theft - Purse Snatching	560	158	10	1	11	380
Theft - Shoplifting	38	2	0	0	0	36
Theft from Building	16,179	2,927	135	19	159	12,939
Theft from Coin Machine	24	1	0	0	0	23
Theft from Motor Vehicle	19,319	4,868	133	26	231	14,061
Theft of Motor Vehicle Parts	7,018	2,550	21	9	117	4,321
Theft - All Other Larceny	16,737	4,633	82	19	187	11,816
Total Individual Victims	243,096	84,451	1,219	325	2,684	154,417



## Victim Age - Female

	Total	Under 18	18-24	25-34	35-44	45-54	55-64	Over 64	Unknown
<b>Crimes Against Persons</b>									
Murder	83	7	11	17	20	13	6	9	0
Negligent Manslaughter	4	2	1	0	0	0	1	0	0
Kidnapping/Abduction	897	270	210	197	145	47	8	12	8
Forcible Rape	2,145	823	553	386	243	98	14	14	14
Forcible Sodomy	184	93	35	21	21	13	1	0	0
Sexual Assault w/Object	223	139	38	21	15	9	1	0	0
Forcible Fondling	1,937	1,357	256	165	87	37	10	8	17
Incest	37	30	6	0	0	0	0	0	1
Statutory Rape	636	631	4	0	0	0	0	0	1
Aggravated Assault	13,407	1,913	3,429	3,546	2,578	1,253	354	161	173
Simple Assault	59,030	7,431	16,420	16,412	11,107	5,174	1,364	586	536
Intimidation	21,090	1,718	4,986	5,994	4,464	2,379	913	411	225
Stalking	1,443	135	323	447	318	166	31	5	18
<b>Crimes Against Property</b>									
Arson	494	35	62	101	106	83	48	42	17
Bribery	10	0	1	3	2	2	1		1
Burglary	24,829	304	4,348	6,351	5,224	4,011	2,339	1,937	315
Counterfeiting/Forgery	3,507	39	348	600	596	590	563	590	181
Destruction/Damage/Vandalism	32,787	562	6,668	8,170	6,992	5,017	2,774	2,085	519
Embezzlement	54	2	4	8	9	11	12	4	4
Extortion/Blackmail	32	1	7	8	6	4	1	4	1
Fraud - False Pretenses	2,128	17	252	381	389	376	244	432	37
Fraud - Credit Card/ATM	2,761	21	453	528	511	507	345	365	31
Fraud - Impersonation	2,537	46	441	620	506	419	219	207	79
Fraud - Welfare	8	0	1	3	2	1	1		0
Fraud - Wire	183	2	24	33	32	36	26	22	8
Motor Vehicle Theft	7,592	36	1,234	2,013	1,764	1,290	615	498	142
Robbery	4,651	281	1,217	1,165	813	582	285	252	56
Stolen Property Offense	251	3	33	49	50	32	27	7	50
Theft - Pocket Picking	281	19	48	52	48	42	39	31	2
Theft - Purse Snatching	560	8	84	118	82	91	81	92	4
Theft - Shoplifting	38	1	8	5	8	11	4		1
Theft from Building	16,179	846	2,962	3,161	2,968	2,746	1,643	1,661	192
Theft from Coin Machine	24	0	1	2	6	6	7	2	0
Theft from Motor Vehicle	19,319	486	4,649	5,093	4,036	2,808	1,358	688	201
Theft of Motor Vehicle Parts	7,018	94	1,704	1,795	1,361	1,070	583	294	117
Theft - All Other Larceny	16,737	449	2,525	3,605	3,514	2,908	1,777	1,694	265
<b>Total Individual Victims</b>	<b>243,096</b>	<b>17,801</b>	<b>53,346</b>	<b>48,023</b>	<b>31,832</b>	<b>15,695</b>	<b>12,113</b>	<b>12,113</b>	<b>3,216</b>



## ***Domestic Violence Victims - Sex and Race***

	Total	Sex			Race				
		Male	Female	Unknown	African American	Asian	Native American	Unknown	White
Crimes Against Persons									
Murder	76	40	36	0	31	2	0	1	41
Kidnapping/Abduction	657	179	476	2	317	2	1	5	332
Forcible Rape	542	3	539	0	189	2	1	8	342
Forcible Sodomy	155	96	58	1	55	0	0	1	99
Sexual Assault w/Object	86	15	71	0	19	4	0	0	63
Forcible Fondling	603	91	512	0	156	1	2	11	433
Incest	49	16	33	0	7	1	0	0	41
Statutory Rape	249	9	240	0	55	2	0	3	189
Aggravated Assault	10,843	4,245	6,589	9	4,727	28	19	85	5,984
Simple Assault	55,199	14,031	41,098	70	21,930	228	68	420	32,553
Intimidation	11,334	2,478	8,847	9	3,916	41	13	86	7,278
Stalking	782	96	686	0	270	1	1	7	503
Total	80,575	21,299	59,185	91	31,672	312	105	627	47,858

## ***Domestic Violence Victims - Age***

	Total	Under 18	18-24	25-34	35-44	45-54	55-64	Over 64	Unknown
<b>Crimes Against Persons</b>									
Murder	76	11	8	15	17	11	8	5	1
Kidnapping/Abduction	657	273	111	126	101	31	4	4	7
Forcible Rape	542	307	79	83	50	16	1		6
Forcible Sodomy	155	129	7	8	6	5	0	0	0
Sexual Assault w/Object	86	68	6	6	4	1	1	0	0
Forcible Fondling	603	535	22	25	9	8	1	1	2
Incest	49	40	7	1	0	0	0	0	1
Statutory Rape	249	246	2	0	0	0	0	0	1
Aggravated Assault	10,843	1,200	2,396	2,972	2,307	1,319	362	174	113
Simple Assault	55,199	5,096	14,487	15,963	11,376	5,665	1,514	704	394
Intimidation	11,334	456	2,562	3,514	2,623	1,383	490	245	61
Stalking	782	38	183	259	201	75	21	2	3
<b>Total</b>	<b>80,575</b>	<b>8,399</b>	<b>19,870</b>	<b>22,972</b>	<b>16,694</b>	<b>8,514</b>	<b>2,402</b>	<b>1,135</b>	<b>589</b>



## *Domestic Violence Victims Male Race*

	Total	Race				
		African American	Asian	Native American	Unknown	White
Crimes Against Persons						
Murder	40	17	1	0	0	22
Kidnapping/Abduction	179	106	0	0	1	72
Forcible Rape	3		0	0	0	3
Forcible Sodomy	96	34	0	0	1	61
Sexual Assault w/Object	15	3	2	0	0	10
Forcible Fondling	91	24	0	0	2	65
Incest	16	2	0	0	0	14
Statutory Rape	9	3	0	0	0	6
Aggravated Assault	4,245	1,917	8	4	38	2,278
Simple Assault	14,031	4,724	47	11	98	9,151
Intimidation	2,478	812	8	2	23	1,633
Stalking	96	44	0	0	1	51
Total	21,299	7,686	66	17	164	13,366

## *Domestic Violence Victims Male Age*

	Total	Under 18	18-24	25-34	35-44	45-54	55-64	Over 64	Unknown
<b>Crimes Against Persons</b>									
Murder	40	8	4	4	7	9	5	2	1
Kidnapping/Abduction	179	134	5	14	18	5	1	0	2
Forcible Rape	3	3	0	0	0	0	0	0	0
Forcible Sodomy	96	91	1	3	1	0	0	0	0
Sexual Assault w/Object	15	14	0	1	0	0	0	0	0
Forcible Fondling	91	88	0	2	0	1	0	0	0
Incest	16	14	1	1	0	0	0	0	0
Statutory Rape	9	9	0	0	0	0	0	0	0
Aggravated Assault	4,245	625	779	993	895	636	198	86	33
Simple Assault	14,031	2,117	2,700	3,488	2,954	1,833	594	248	97
Intimidation	2,478	133	392	657	619	413	173	78	13
Stalking	96	1	29	24	24	10	8	0	0
<b>Total</b>	<b>21,299</b>	<b>3,237</b>	<b>3,911</b>	<b>5,187</b>	<b>4,518</b>	<b>2,907</b>	<b>979</b>	<b>414</b>	<b>146</b>



## *Domestic Violence Victims Female Race*

	Total	Race				
		African American	Asian	Native American	Unknown	White
Crimes Against Persons						
Murder	36	14	1	0	1	20
Kidnapping/Abduction	476	211	2	1	3	259
Forcible Rape	539	189	2	1	8	339
Forcible Sodomy	58	20	0	0	0	38
Sexual Assault w/Object	71	16	2	0	0	53
Forcible Fondling	512	132	1	2	9	368
Incest	33	5	1	0	0	27
Statutory Rape	240	52	2	0	3	183
Aggravated Assault	6,589	2,810	20	15	42	3,702
Simple Assault	41,098	17,202	181	57	267	23,391
Intimidation	8,847	3,104	33	11	56	5,643
Stalking	686	226	1	1	6	452
Total	59,185	23,981	246	88	395	34,475

## *Domestic Violence Victims Female Age*

	Total	Under 18	18-24	25-34	35-44	45-54	55-64	Over 64	Unknown
<b>Crimes Against Persons</b>									
Murder	36	3	4	11	10	2	3	3	0
Kidnapping/Abduction	476	139	106	111	83	26	3	4	4
Forcible Rape	539	304	79	83	50	16	1	0	6
Forcible Sodomy	58	37	6	5	5	5	0	0	0
Sexual Assault w/Object	71	54	6	5	4	1	1	0	0
Forcible Fondling	512	447	22	23	9	7	1	1	2
Incest	33	26	6	0	0	0	0	0	1
Statutory Rape	240	237	2	0	0	0	0	0	1
Aggravated Assault	6,589	573	1,617	1,977	1,410	683	164	88	77
Simple Assault	41,098	2,967	11,784	12,464	8,417	3,829	920	455	262
Intimidation	8,847	322	2,170	2,856	2,001	970	317	167	44
Stalking	686	37	154	235	177	65	13	2	3
<b>Total</b>	<b>59,185</b>	<b>5,146</b>	<b>15,956</b>	<b>17,770</b>	<b>12,166</b>	<b>5,604</b>	<b>1,423</b>	<b>720</b>	<b>400</b>



## ***Domestic Violence Victims Relationship to Offenders***

<b>Relationship</b>	<b>Murder and Nonnegligent Manslaughter</b>	<b>Kidnapping/ Abduction</b>	<b>Forcible Rape</b>	<b>Forcible Sodomy</b>	<b>Sexual Assault w/Object</b>	<b>Forcible Fondling</b>
Victim was Boyfriend/Girlfriend	22	237	189	13	9	24
Victim was Child	11	207	75	23	24	145
Victim was Child of Boyfriend/Girlfriend	1	14	11	4	7	30
Victim was Common-Law Spouse	0	2	1	0	0	0
Victim was Ex-Spouse	0	48	11	0	0	4
Victim was Grandchild	1	18	16	3	3	40
Victim was Grandparent	2	3	0	2	1	1
Victim was Homosexual Relationship	1	3	0	10	0	1
Victim was In-law	1	5	7	0	0	14
Victim was Offender	0	2	0	0	0	0
Victim was Other Family Member	5	28	113	58	18	180
Victim was Parent	5	12	1	0	0	4
Victim was Sibling (brother or sister)	2	9	32	20	8	56
Victim was Spouse	24	70	37	7	4	8
Victim was Step-Child	2	8	41	5	9	69
Victim was Step-Parent	1	0	7	4	0	14
Victim was Step-Sibling	0	0	12	6	5	24
<b>Total</b>	<b>78</b>	<b>666</b>	<b>553</b>	<b>155</b>	<b>88</b>	<b>614</b>

<b>Relationship</b>	<b>Aggravated Assault</b>	<b>Simple Assault</b>	<b>Intimidation</b>	<b>Stalking</b>	<b>Incest</b>	<b>Statutory Rape</b>
Victim was Boyfriend/Girlfriend	4,548	24,973	4,739	484	0	220
Victim was Child	835	3,058	339	9	20	3
Victim was Child of Boyfriend/Girlfriend	118	413	64	2	0	2
Victim was Common-Law Spouse	56	339	60	1	0	0
Victim was Ex-Spouse	221	1,088	941	100	0	0
Victim was Grandchild	27	102	14	0	1	2
Victim was Grandparent	53	256	62	1	0	0
Victim was Homosexual Relationship	148	603	100	7	0	0
Victim was In-law	241	846	462	12	1	4
Victim was Offender	1,013	9,132	829	3	4	0
Victim was Other Family Member	773	2,521	650	11	6	10
Victim was Parent	669	4,046	769	6	0	0
Victim was Sibling (brother or sister)	904	3,865	533	7	17	0
Victim was Spouse	2,013	11,893	2,425	140	0	0
Victim was Step-Child	193	696	95	2	2	5
Victim was Step-Parent	125	594	123	1	1	2
Victim was Step-Sibling	24	97	25	0	2	1
<b>Total</b>	<b>11,961</b>	<b>64,522</b>	<b>12,230</b>	<b>786</b>	<b>54</b>	<b>249</b>

*Note: This report represents a count of relationships and not victims. If more than one offender committed the offense, then each relationship to the victim is counted.*



The seal of the Tennessee Bureau of Investigation (TBI) is a circular emblem. It features a central shield with a yellow map of Tennessee and the letters 'TBI' in blue. Above the shield is a scale of justice and the words 'BRAVERY' and 'INTEGRITY'. Below the shield is a banner with the words 'BUREAU OF INVESTIGATION'. The entire seal is surrounded by a yellow border with a scalloped edge.

# **STATEWIDE REPORTS**

## **2006 THREE YEAR TRENDS**

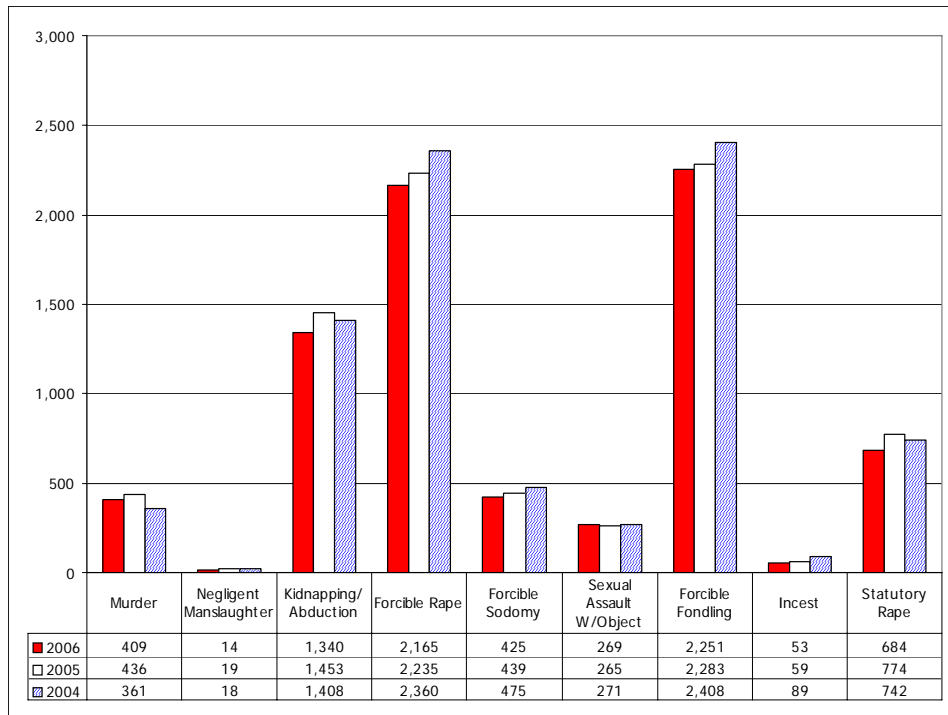
## Tennessee Statewide Three Year Comparison

	Offenses Reported			Percent Change		
	2006	2005	2004	2005 to 2006	2004 to 2005	2004 to 2006
<b>TIBRS Group A Offenses</b>						
<b>Crimes Against Persons - Total</b>	<b>168,485</b>	<b>171,742</b>	<b>164,829</b>	<b>-1.9%</b>	<b>4.2%</b>	<b>2.2%</b>
Murder	409	436	361	-6.2%	20.8%	13.3%
Negligent Manslaughter	14	19	18	-26.3%	5.6%	-22.2%
Kidnapping/Abduction	1,340	1,453	1,408	-7.8%	3.2%	-4.8%
Forcible Rape	2,165	2,235	2,360	-3.1%	-5.3%	-8.3%
Forcible Sodomy	425	439	475	-3.2%	-7.6%	-10.5%
Sexual Assault w/Object	269	265	271	1.5%	-2.2%	-0.7%
Forcible Fondling	2,251	2,283	2,408	-1.4%	-5.2%	-6.5%
Incest	53	59	89	-10.2%	-33.7%	-40.4%
Statutory Rape	684	774	742	-11.6%	4.3%	-7.8%
Aggravated Assault	32,390	32,766	29,961	-1.1%	9.4%	8.1%
Simple Assault	94,046	95,984	93,458	-2.0%	2.7%	0.6%
Intimidation	32,685	33,069	31,270	-1.2%	5.8%	4.5%
Stalking	1,754	1,960	2,008	-10.5%	-2.4%	-12.6%
<b>Crimes Against Property - Total</b>	<b>383,475</b>	<b>392,724</b>	<b>389,247</b>	<b>-2.4%</b>	<b>0.9%</b>	<b>-1.5%</b>
Arson	1,401	1,477	1,519	-5.1%	-2.8%	-7.8%
Bribery	43	19	20	126.3%	-5.0%	115.0%
Burglary	63,014	61,762	60,857	2.0%	1.5%	3.5%
Counterfeiting/Forgery	12,518	14,598	14,571	-14.2%	0.2%	-14.1%
Destruction/Damage/Vandalism	77,702	76,936	76,860	1.0%	0.1%	1.1%
Embezzlement	3,158	3,105	2,734	1.7%	13.6%	15.5%
Extortion/Blackmail	69	71	81	-2.8%	-12.3%	-14.8%
Fraud - False Pretenses	12,325	15,041	14,665	-18.1%	2.6%	-16.0%
Fraud - Credit Card/ATM	5,482	5,098	4,308	7.5%	18.3%	27.3%
Fraud - Impersonation	5,840	5,379	5,046	8.6%	6.6%	15.7%
Fraud - Welfare	49	257	66	-80.9%	289.4%	-25.8%
Fraud - Wire	406	359	213	13.1%	68.5%	90.6%
Motor Vehicle Theft	22,031	24,462	23,942	-9.9%	2.2%	-8.0%
Robbery	11,207	10,092	8,948	11.0%	12.8%	25.2%
Stolen Property Offense	1,246	1,247	1,280	-0.1%	-2.6%	-2.7%
Theft - Pocket Picking	610	564	519	8.2%	8.7%	17.5%
Theft - Purse Snatching	603	584	651	3.3%	-10.3%	-7.4%
Theft - Shoplifting	23,637	25,168	25,959	-6.1%	-3.0%	-8.9%
Theft from Building	31,059	30,716	29,925	1.1%	2.6%	3.8%
Theft from Coin Machine	1,331	1,519	1,921	-12.4%	-20.9%	-30.7%
Theft from Motor Vehicle	39,374	39,799	38,200	-1.1%	4.2%	3.1%
Theft of Motor Vehicle Parts	19,123	21,776	21,749	-12.2%	0.1%	-12.1%
Theft - All Other Larceny	51,247	52,695	55,213	-2.7%	-4.6%	-7.2%
<b>Crimes Against Society - Total</b>	<b>72,191</b>	<b>72,035</b>	<b>68,210</b>	<b>0.2%</b>	<b>5.6%</b>	<b>5.8%</b>
Drug/Narcotic Violations	41,937	42,418	39,701	-1.1%	6.8%	5.6%
Drug/Narcotic Equipment Violations	21,292	20,846	20,298	2.1%	2.7%	4.9%
Gambling-Betting/Wagering	58	72	64	-19.4%	12.5%	-9.4%
Gambling-Operating/Promoting	61	53	59	15.1%	-10.2%	3.4%
Gambling-Equipment Violation	172	200	209	-14.0%	-4.3%	-17.7%
Gambling-Sports Tampering	0	0	0	0.0%	0.0%	0.0%
Pornography/Obscene Materials	155	121	104	28.1%	16.3%	49.0%
Prostitution	2,188	2,051	1,930	6.7%	6.3%	13.4%
Prostitution-Assisting/Promoting	143	133	92	7.5%	44.6%	55.4%
Weapon Law Violations	6,185	6,141	5,753	0.7%	6.7%	7.5%
<b>Total Group A Offenses</b>	<b>624,151</b>	<b>636,501</b>	<b>622,286</b>	<b>-1.9%</b>	<b>2.3%</b>	<b>0.3%</b>

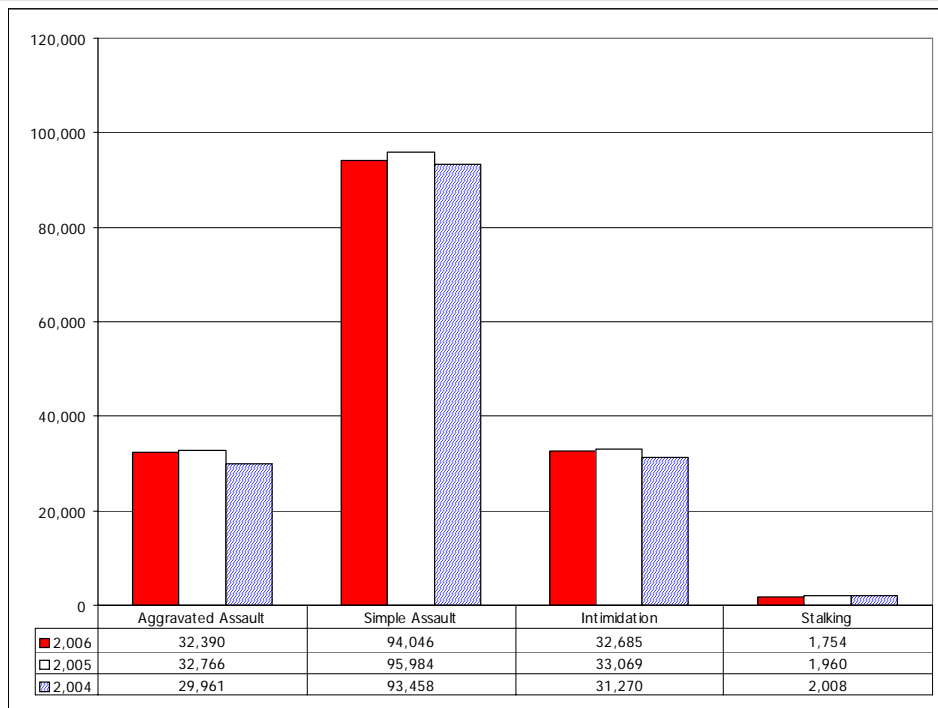




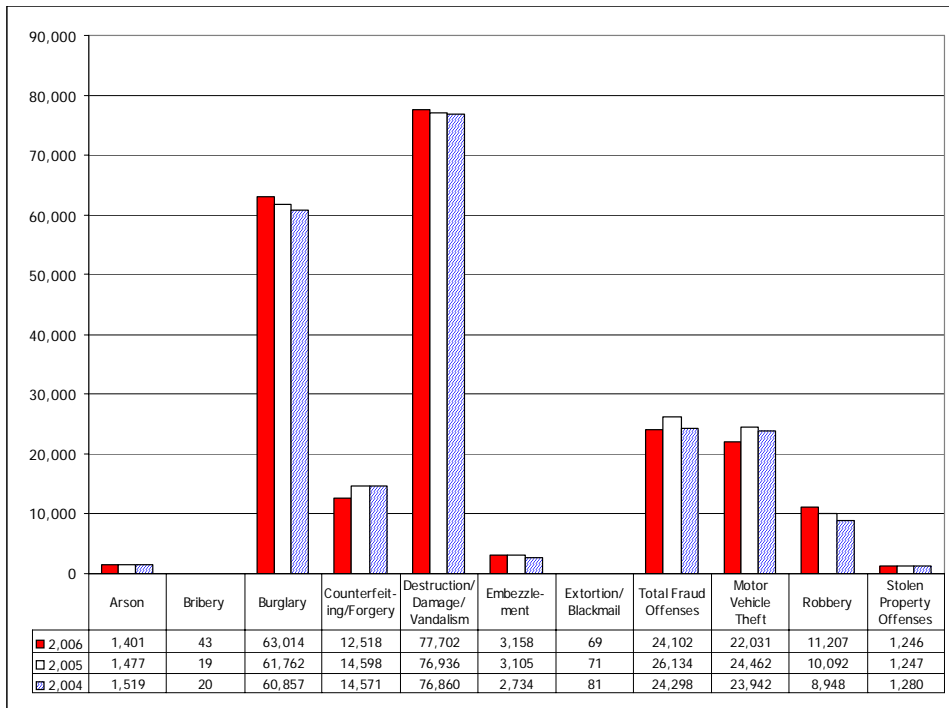
## Crimes Against Persons - 3 Year Comparison (Excluding Assault Offenses)



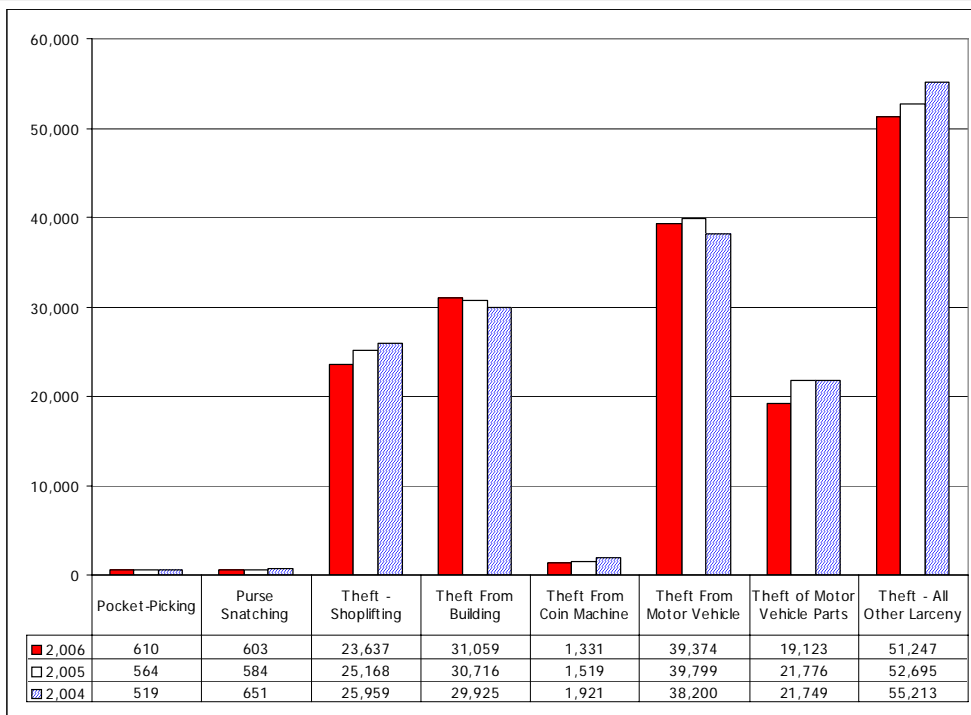
## Crimes Against Persons - 3 Year Comparison (Assault Offenses)



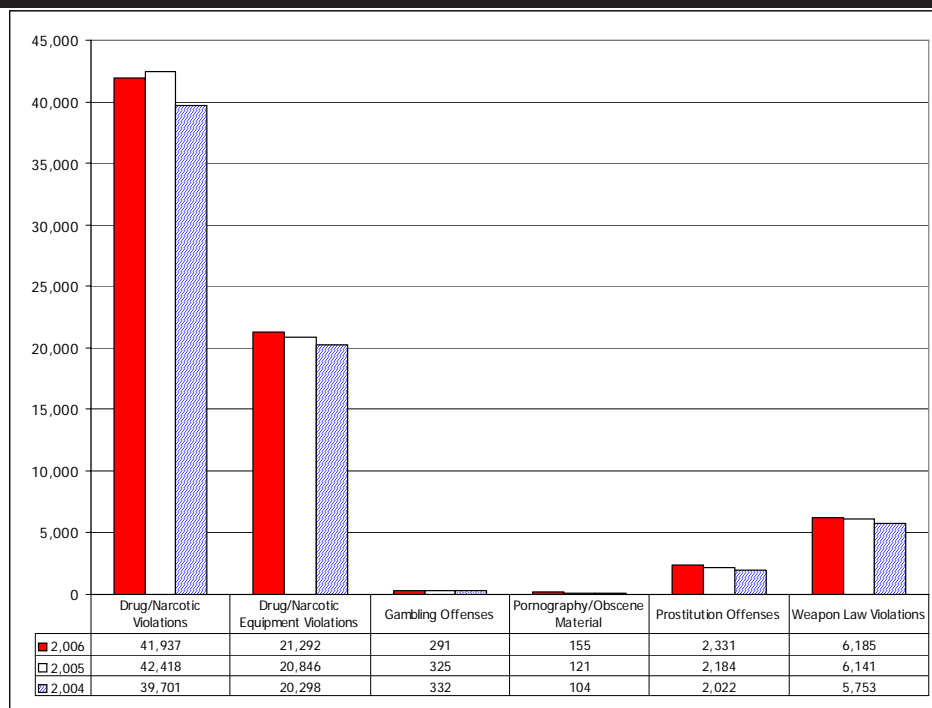
## Crimes Against Property - Excluding Larceny/Theft 3 Year Comparison



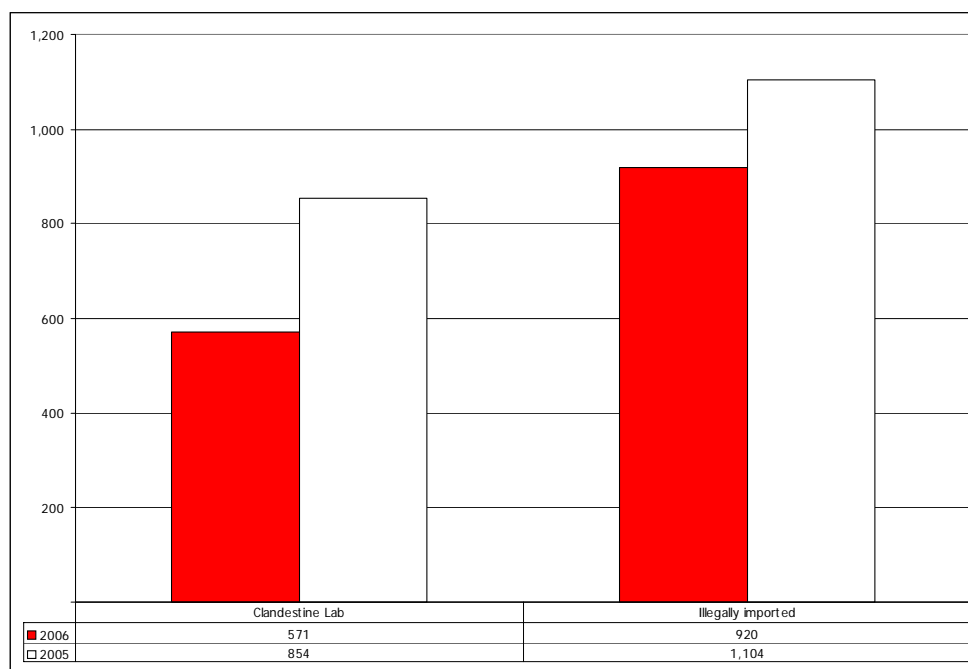
## Larceny/Theft - 3 Year Comparison



## Crimes Against Society - 3 Year Comparison



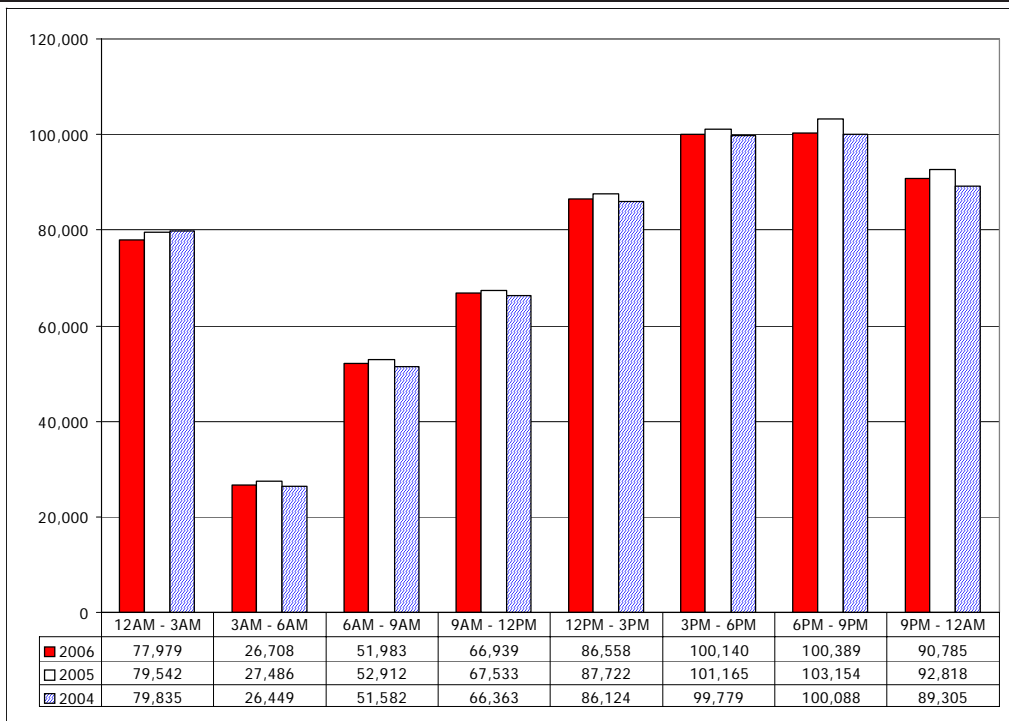
## Clandestine Laboratory vs. Illegally Imported Drug Origin for Methamphetamine - 2 Year Comparison



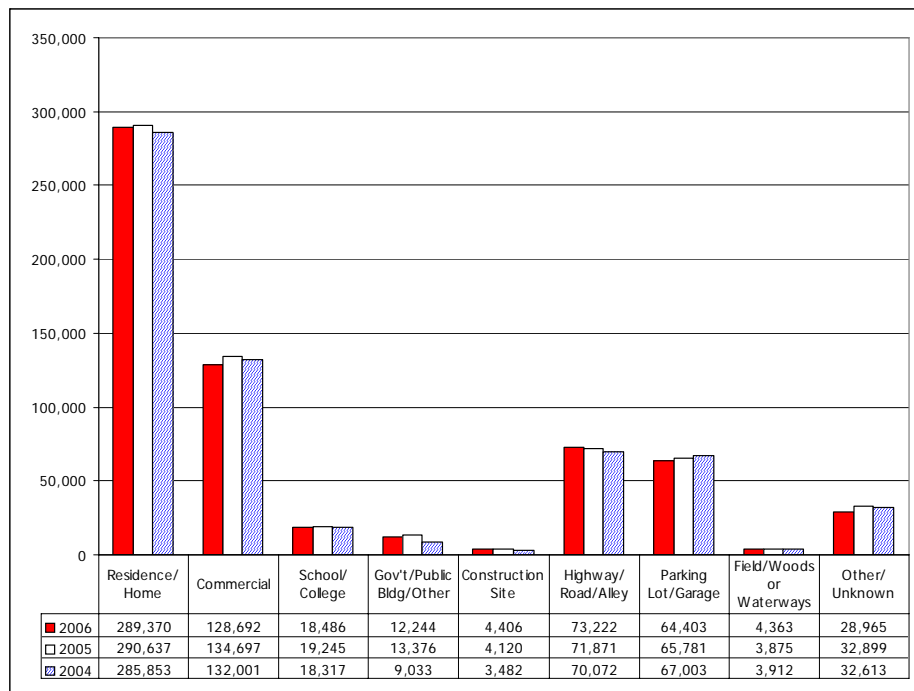
*Note: Data collection began for Methamphetamine in January 2005.*



## Group A Offenses by Time of Day - 3 Year Comparison



## Group A Offenses by Location Group - 3 Year Comparison



## Total Arrests — Three Year Comparison

	Arrests			Percent Change		
	2006	2005	2004	2005 to 2006	2004 to 2005	2004 to 2006
<b>TIBRS Group A Arrests</b>						
<b>Crimes Against Persons - Total</b>	<b>47,697</b>	<b>48,968</b>	<b>44,937</b>	<b>-2.6%</b>	<b>9.0%</b>	<b>6.1%</b>
Murder	342	374	369	-8.6%	1.4%	-7.3%
Negligent Manslaughter	10	17	19	-41.2%	-10.5%	-47.4%
Kidnapping/Abduction	368	461	379	-20.2%	21.6%	-2.9%
Forcible Rape	356	438	423	-18.7%	3.5%	-15.8%
Forcible Sodomy	61	64	49	-4.7%	30.6%	24.5%
Sexual Assault w/Object	45	52	39	-13.5%	33.3%	15.4%
Forcible Fondling	428	418	373	2.4%	12.1%	14.7%
Incest	16	14	21	14.3%	-33.3%	-23.8%
Statutory Rape	246	297	275	-17.2%	8.0%	-10.5%
Aggravated Assault	11,249	12,557	11,509	-10.4%	9.1%	-2.3%
Simple Assault	31,717	30,821	28,391	2.9%	8.6%	11.7%
Intimidation	2,583	3,143	2,816	-17.8%	11.6%	-8.3%
Stalking	276	312	274	-11.5%	13.9%	0.7%
<b>Crimes Against Property - Total</b>	<b>50,791</b>	<b>54,680</b>	<b>51,377</b>	<b>-7.1%</b>	<b>6.4%</b>	<b>-1.1%</b>
Arson	268	285	253	-6.0%	12.6%	5.9%
Bribery	18	16	10	12.5%	60.0%	80.0%
Burglary	6,591	6,661	5,980	-1.1%	11.4%	10.2%
Counterfeiting/Forgery	3,561	3,925	4,013	-9.3%	-2.2%	-11.3%
Destruction/Damage/Vandalism	4,905	4,632	4,062	5.9%	14.0%	20.8%
Embezzlement	985	862	691	14.3%	24.7%	42.5%
Extortion/Blackmail	23	33	25	-30.3%	32.0%	-8.0%
Fraud - False Pretenses	1,522	1,664	1,635	-8.5%	1.8%	-6.9%
Fraud - Credit Card/ATM	483	365	363	32.3%	0.6%	33.1%
Fraud - Impersonation	1,841	2,191	2,157	-16.0%	1.6%	-14.6%
Fraud - Welfare	37	181	2	-79.6%	8950.0%	1750.0%
Fraud - Wire	11	13	13	-15.4%	0.0%	-15.4%
Motor Vehicle Theft	2,751	3,063	2,730	-10.2%	12.2%	0.8%
Robbery	2,830	2,924	2,494	-3.2%	17.2%	13.5%
Stolen Property Offense	927	1,169	1,087	-20.7%	7.5%	-14.7%
Theft - Pocket Picking	60	71	74	-15.5%	-4.1%	-18.9%
Theft - Purse Snatching	87	68	64	27.9%	6.3%	35.9%
Theft - Shoplifting	14,290	15,724	15,500	-9.1%	1.4%	-7.8%
Theft from Building	2,830	2,715	2,428	4.2%	11.8%	16.6%
Theft from Coin Machine	169	140	133	20.7%	5.3%	27.1%
Theft from Motor Vehicle	1,611	1,665	1,571	-3.2%	6.0%	2.5%
Theft of Motor Vehicle Parts	697	544	593	28.1%	-8.3%	17.5%
Theft - All Other Larceny	4,294	5,769	5,499	-25.6%	4.9%	-21.9%
<b>Crimes Against Society - Total</b>	<b>53,111</b>	<b>54,340</b>	<b>49,656</b>	<b>-2.3%</b>	<b>9.4%</b>	<b>7.0%</b>
Drug/Narcotic Violations	38,318	40,133	36,894	-4.5%	8.8%	3.9%
Drug/Narcotic Equipment Violations	8,735	8,394	7,673	4.1%	9.4%	13.8%
Gambling-Betting/Wagering	165	172	139	-4.1%	23.7%	18.7%
Gambling-Operating/Promoting	66	73	52	-9.6%	40.4%	26.9%
Gambling-Equipment Violation	55	80	96	-31.3%	-16.7%	-42.7%
Gambling-Sports Tampering	0	0	0	0.0%	0.0%	0.0%
Pornography/Obscene Materials	34	33	25	3.0%	32.0%	36.0%
Prostitution	2,078	1,998	1,560	4.0%	28.1%	33.2%
Prostitution-Assisting/Promoting	67	55	59	21.8%	-6.8%	13.6%
Weapon Law Violations	3,593	3,402	3,158	5.6%	7.7%	13.8%
<b>Total Group A Arrests</b>	<b>151,599</b>	<b>157,988</b>	<b>145,970</b>	<b>-4.0%</b>	<b>8.2%</b>	<b>3.9%</b>

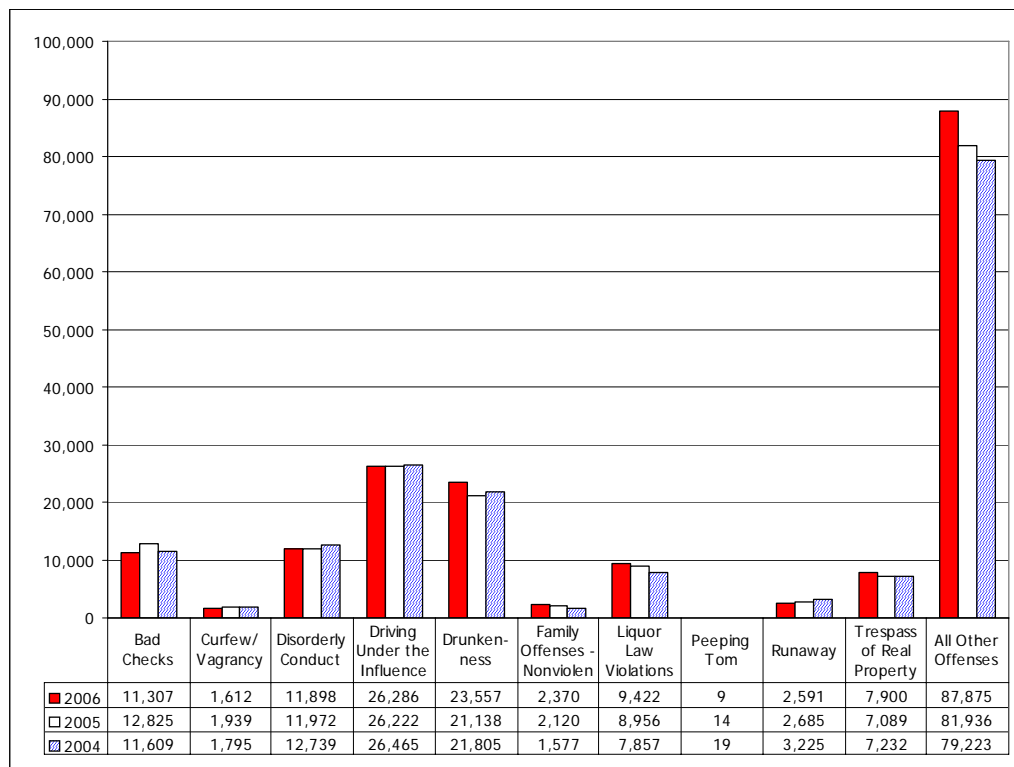


## Juvenile Arrests — Three Year Comparison

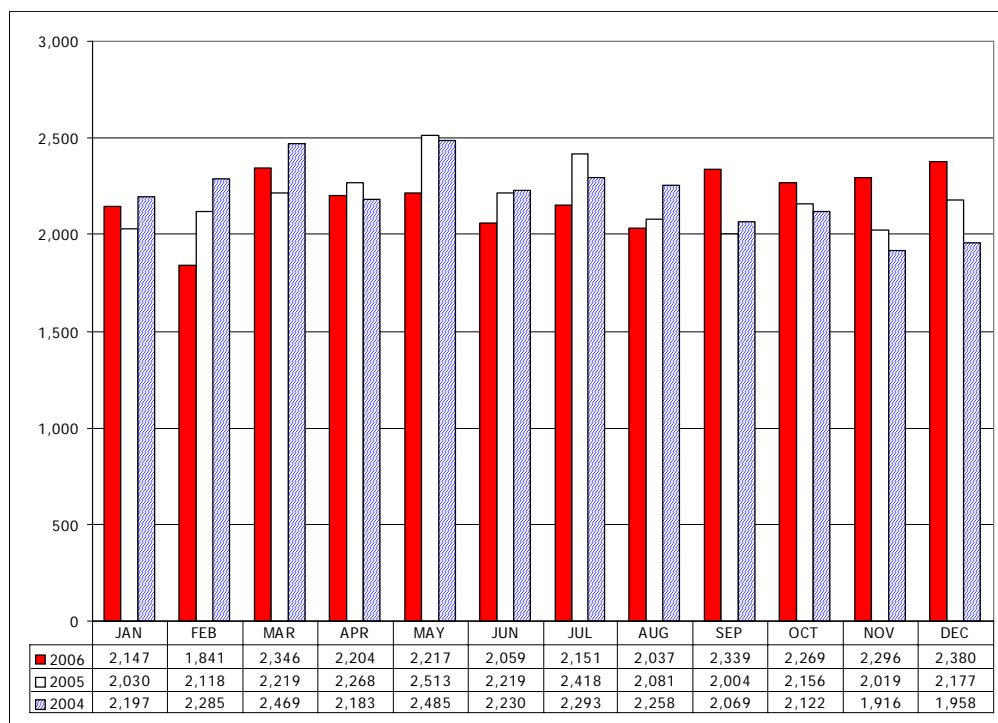
	Arrests			Percent Change		
	2006	2005	2004	2005 to 2006	2004 to 2005	2004 to 2006
<b>TIBRS Group A Arrests</b>						
<b>Crimes Against Persons - Total</b>	<b>7,528</b>	<b>7,519</b>	<b>6,268</b>	<b>0.1%</b>	<b>20.0%</b>	<b>20.1%</b>
Murder	36	38	20	-5.3%	90.0%	80.0%
Negligent Manslaughter	0	3	0	-100.0%	300.0%	0.0%
Kidnapping/Abduction	13	18	6	-27.8%	200.0%	116.7%
Forcible Rape	59	75	80	-21.3%	-6.3%	-26.3%
Forcible Sodomy	27	34	28	-20.6%	21.4%	-3.6%
Sexual Assault w/Object	14	9	15	55.6%	-40.0%	-6.7%
Forcible Fondling	115	101	99	13.9%	2.0%	16.2%
Incest	3	2	3	50.0%	-33.3%	0.0%
Statutory Rape	5	2	2	150.0%	0.0%	150.0%
Aggravated Assault	1,219	1,145	942	6.5%	21.5%	29.4%
Simple Assault	5,685	5,480	4,403	3.7%	24.5%	29.1%
Intimidation	349	605	667	-42.3%	-9.3%	-47.7%
Stalking	3	7	3	-57.1%	133.3%	0.0%
<b>Crimes Against Property - Total</b>	<b>8,401</b>	<b>9,289</b>	<b>8,421</b>	<b>-9.6%</b>	<b>10.3%</b>	<b>-0.2%</b>
Arson	98	95	90	3.2%	5.6%	8.9%
Bribery	0	0	0	0.0%	0.0%	0.0%
Burglary	1,417	1,341	1,221	5.7%	9.8%	16.1%
Counterfeiting/Forgery	83	110	105	-24.5%	4.8%	-21.0%
Destruction/Damage/Vandalism	1,615	1,504	1,262	7.4%	19.2%	28.0%
Embezzlement	50	31	21	61.3%	47.6%	138.1%
Extortion/Blackmail	5	7	4	-28.6%	75.0%	25.0%
Fraud - False Pretenses	57	68	45	-16.2%	51.1%	26.7%
Fraud - Credit Card/ATM	15	14	11	7.1%	27.3%	36.4%
Fraud - Impersonation	106	124	118	-14.5%	5.1%	-10.2%
Fraud - Welfare	0	0	0	0.0%	0.0%	0.0%
Fraud - Wire	2	1	0	100.0%	400.0%	200.0%
Motor Vehicle Theft	506	625	537	-19.0%	16.4%	-5.8%
Robbery	460	506	345	-9.1%	46.7%	33.3%
Stolen Property Offense	88	135	146	-34.8%	-7.5%	-39.7%
Theft - Pocket Picking	12	15	13	-20.0%	15.4%	-7.7%
Theft - Purse Snatching	13	10	10	30.0%	0.0%	30.0%
Theft - Shoplifting	2,576	3,226	3,155	-20.1%	2.3%	-18.4%
Theft from Building	456	375	340	21.6%	10.3%	34.1%
Theft from Coin Machine	20	13	28	53.8%	-53.6%	-28.6%
Theft from Motor Vehicle	283	304	200	-6.9%	52.0%	41.5%
Theft of Motor Vehicle Parts	87	106	90	-17.9%	17.8%	-3.3%
Theft - All Other Larceny	452	679	680	-33.4%	-0.1%	-33.5%
<b>Crimes Against Society - Total</b>	<b>4,577</b>	<b>4,520</b>	<b>3,930</b>	<b>1.3%</b>	<b>15.0%</b>	<b>16.5%</b>
Drug/Narcotic Violations	3,429	3,400	2,989	0.9%	13.8%	14.7%
Drug/Narcotic Equipment Violations	289	285	276	1.4%	3.3%	4.7%
Gambling-Betting/Wagering	34	47	30	-27.7%	56.7%	13.3%
Gambling-Operating/Promoting	5	1	0	400.0%	100.0%	500.0%
Gambling-Equipment Violation	6	2	3	200.0%	-33.3%	100.0%
Gambling-Sports Tampering	0	0	0	0.0%	0.0%	0.0%
Pornography/Obscene Materials	1	7	4	-85.7%	75.0%	-75.0%
Prostitution	19	24	25	-20.8%	-4.0%	-24.0%
Prostitution-Assisting/Promoting	0	0	0	0.0%	0.0%	0.0%
Weapon Law Violations	794	754	603	5.3%	25.0%	31.7%
<b>Total Group A Arrests</b>	<b>20,506</b>	<b>21,328</b>	<b>18,619</b>	<b>-3.9%</b>	<b>14.5%</b>	<b>10.1%</b>



## Group B Arrests - 3 Year Comparison



## DUI Arrests - 3 Year Comparison



## Total Victims - Three Year Comparison

	Victims			Percent Change		
	2006	2005	2004	2005 to 2006	2004 to 2005	2004 to 2006
<b>TIBRS Group A Offenses</b>						
<b>Crimes Against Persons - Total</b>	<b>168,485</b>	<b>171,742</b>	<b>164,829</b>	<b>-1.9%</b>	<b>4.2%</b>	<b>2.2%</b>
Murder	409	436	361	-6.2%	20.8%	13.3%
Negligent Manslaughter	14	19	18	-26.3%	5.6%	-22.2%
Kidnapping/Abduction	1,340	1,453	1,408	-7.8%	3.2%	-4.8%
Forcible Rape	2,165	2,235	2,360	-3.1%	-5.3%	-8.3%
Forcible Sodomy	425	439	475	-3.2%	-7.6%	-10.5%
Sexual Assault w/Object	269	265	271	1.5%	-2.2%	-0.7%
Forcible Fondling	2,251	2,283	2,408	-1.4%	-5.2%	-6.5%
Incest	53	59	89	-10.2%	-33.7%	-40.4%
Statutory Rape	684	774	742	-11.6%	4.3%	-7.8%
Aggravated Assault	32,390	32,766	29,961	-1.1%	9.4%	8.1%
Simple Assault	94,046	95,984	93,458	-2.0%	2.7%	0.6%
Intimidation	32,685	33,069	31,270	-1.2%	5.8%	4.5%
Stalking	1,754	1,960	2,008	-10.5%	-2.4%	-12.6%
<b>Crimes Against Property - Total</b>	<b>299,039</b>	<b>301,951</b>	<b>295,899</b>	<b>-1.0%</b>	<b>2.0%</b>	<b>1.1%</b>
Arson	1,265	1,291	1,348	-2.0%	-4.2%	-6.2%
Bribery	35	13	15	169.2%	-13.3%	133.3%
Burglary	52,688	51,769	51,099	1.8%	1.3%	3.1%
Counterfeiting/Forgery	7,203	9,148	8,677	-21.3%	5.4%	-17.0%
Destruction/Damage/Vandalism	65,097	64,921	65,271	0.3%	-0.5%	-0.3%
Embezzlement	189	151	102	25.2%	48.0%	85.3%
Extortion/Blackmail	75	70	84	7.1%	-16.7%	-10.7%
Fraud - False Pretenses	4,108	5,483	5,453	-25.1%	0.6%	-24.7%
Fraud - Credit Card/ATM	4,522	4,138	3,532	9.3%	17.2%	28.0%
Fraud - Impersonation	5,277	4,716	4,460	11.9%	5.7%	18.3%
Fraud - Welfare	12	10	24	20.0%	-58.3%	-50.0%
Fraud - Wire	349	300	178	16.3%	68.5%	96.1%
Motor Vehicle Theft	20,372	22,282	22,376	-8.6%	-0.4%	-9.0%
Robbery	14,017	11,959	10,156	17.2%	17.8%	38.0%
Stolen Property Offense	743	796	816	-6.7%	-2.5%	-8.9%
Theft - Pocket Picking	607	563	522	7.8%	7.9%	16.3%
Theft - Purse Snatching	607	583	656	4.1%	-11.1%	-7.5%
Theft - Shoplifting	96	167	139	-42.5%	20.1%	-30.9%
Theft from Building	27,139	26,466	25,468	2.5%	3.9%	6.6%
Theft from Coin Machine	127	116	153	9.5%	-24.2%	-17.0%
Theft from Motor Vehicle	39,911	40,146	38,206	-0.6%	5.1%	4.5%
Theft of Motor Vehicle Parts	17,761	20,534	20,481	-13.5%	0.3%	-13.3%
Theft - All Other Larceny	36,839	36,329	36,683	1.4%	-1.0%	0.4%
<b>Total Individual Victims</b>	<b>467,524</b>	<b>473,693</b>	<b>460,728</b>	<b>-1.3%</b>	<b>2.8%</b>	<b>1.5%</b>





## *Juvenile Victims - Three Year Comparison*

	Victims			Percent Change		
	2006	2005	2004	2005 to 2006	2004 to 2005	2004 to 2006
<b>TIBRS Group A Offenses</b>						
<b>Crimes Against Persons - Total</b>	<b>27,322</b>	<b>27,932</b>	<b>26,680</b>	<b>-2.2%</b>	<b>4.7%</b>	<b>2.4%</b>
Murder	30	38	29	-21.1%	31.0%	3.4%
Negligent Manslaughter	6	7	4	-14.3%	75.0%	50.0%
Kidnapping/Abduction	477	500	520	-4.6%	-3.8%	-8.3%
Forcible Rape	838	928	1,035	-9.7%	-10.3%	-19.0%
Forcible Sodomy	292	291	335	0.3%	-13.1%	-12.8%
Sexual Assault w/Object	177	169	184	4.7%	-8.2%	-3.8%
Forcible Fondling	1,628	1,575	1,774	3.4%	-11.2%	-8.2%
Incest	44	55	72	-20.0%	-23.6%	-38.9%
Statutory Rape	676	770	731	-12.2%	5.3%	-7.5%
Aggravated Assault	4,830	4,762	4,102	1.4%	16.1%	17.7%
Simple Assault	15,236	15,775	15,086	-3.4%	4.6%	1.0%
Intimidation	2,940	2,909	2,627	1.1%	10.7%	11.9%
Stalking	148	153	181	-3.3%	-15.5%	-18.2%
<b>Crimes Against Property - Total</b>	<b>7,095</b>	<b>6,752</b>	<b>6,510</b>	<b>5.1%</b>	<b>3.7%</b>	<b>9.0%</b>
Arson	72	41	36	75.6%	13.9%	100.0%
Bribery	4	0	1	400.0%	-100.0%	300.0%
Burglary	626	494	507	26.7%	-2.6%	23.5%
Counterfeiting/Forgery	53	59	81	-10.2%	-27.2%	-34.6%
Destruction/Damage/Vandalism	1,166	1,283	1,230	-9.1%	4.3%	-5.2%
Embezzlement	3	0	1	300.0%	-100.0%	200.0%
Extortion/Blackmail	5	4	5	25.0%	-20.0%	0.0%
Fraud - False Pretenses	33	65	32	-49.2%	103.1%	3.1%
Fraud - Credit Card/ATM	41	23	18	78.3%	27.8%	127.8%
Fraud - Impersonation	104	108	95	-3.7%	13.7%	9.5%
Fraud - Welfare	0	0	2	0.0%	-100.0%	-100.0%
Fraud - Wire	4	1	4	300.0%	-75.0%	0.0%
Motor Vehicle Theft	137	142	155	-3.5%	-8.4%	-11.6%
Robbery	991	833	714	19.0%	16.7%	38.8%
Stolen Property Offense	9	5	6	80.0%	-16.7%	50.0%
Theft - Pocket Picking	32	30	18	6.7%	66.7%	77.8%
Theft - Purse Snatching	12	21	9	-42.9%	133.3%	33.3%
Theft - Shoplifting	1	6	1	-83.3%	500.0%	0.0%
Theft from Building	1,495	1,282	1,274	16.6%	0.6%	17.3%
Theft from Coin Machine	0	0	3	0.0%	-100.0%	-100.0%
Theft from Motor Vehicle	868	901	850	-3.7%	6.0%	2.1%
Theft of Motor Vehicle Parts	338	442	452	-23.5%	-2.2%	-25.2%
Theft - All Other Larceny	1,101	1,012	1,016	8.8%	-0.4%	8.4%
<b>Total Individual Victims</b>	<b>34,417</b>	<b>34,684</b>	<b>33,190</b>	<b>-0.8%</b>	<b>4.5%</b>	<b>3.7%</b>



## *Domestic Violence - Three Year Comparison*

### *Victims*

TIBRS Group A Offenses	Victims			Percent Change		
	2006	2005	2004	2005 to 2006	2004 to 2005	2004 to 2006
Murder	76	109	79	-30.3%	38.0%	-3.8%
Kidnapping/Abduction	657	742	699	-11.5%	6.2%	-6.0%
Forcible Rape	542	580	589	-6.6%	-1.5%	-8.0%
Forcible Sodomy	155	159	186	-2.5%	-14.5%	-16.7%
Sexual Assault w/Object	86	93	92	-7.5%	1.1%	-6.5%
Forcible Fondling	603	575	626	4.9%	-8.1%	-3.7%
Incest	49	56	82	-12.5%	-31.7%	-40.2%
Statutory Rape	249	260	237	-4.2%	9.7%	5.1%
Aggravated Assault	10,843	11,250	10,583	-3.6%	6.3%	2.5%
Simple Assault	55,199	55,977	54,086	-1.4%	3.5%	2.1%
Intimidation	11,334	11,647	10,745	-2.7%	8.4%	5.5%
Stalking	782	852	843	-8.2%	1.1%	-7.2%
<b>Total Domestic Violence Victims</b>	<b>80,575</b>	<b>82,300</b>	<b>78,847</b>	<b>-2.1%</b>	<b>4.4%</b>	<b>2.2%</b>

### *Arrests*

TIBRS Group A Offenses	Arrests			Percent Change		
	2006	2005	2004	2005 to 2006	2004 to 2005	2004 to 2006
Murder	56	72	69	-22.2%	4.3%	-18.8%
Kidnapping/Abduction	175	234	175	-25.2%	33.7%	0.0%
Forcible Rape	135	164	133	-17.7%	23.3%	1.5%
Forcible Sodomy	25	25	23	0.0%	8.7%	8.7%
Sexual Assault w/Object	9	15	11	-40.0%	36.4%	-18.2%
Forcible Fondling	100	93	88	7.5%	5.7%	13.6%
Incest	14	14	22	0.0%	-36.4%	-36.4%
Statutory Rape	87	81	81	7.4%	0.0%	7.4%
Aggravated Assault	5,359	5,411	5,074	-1.0%	6.6%	5.6%
Simple Assault	22,029	20,453	19,243	7.7%	6.3%	14.5%
Intimidation	1,189	1,245	1,035	-4.5%	20.3%	14.9%
Stalking	136	149	136	-8.7%	9.6%	0.0%
<b>Total Domestic Violence Arrests</b>	<b>29,314</b>	<b>27,956</b>	<b>26,090</b>	<b>4.9%</b>	<b>7.2%</b>	<b>12.4%</b>



# **SHERIFF'S DEPARTMENTS**

**2006**



<b>2005 Population Estimate</b>	<b>N/A</b>
<b>Offense Overview</b>	
Offense Total	1,709
Number Cleared	339
Percent Cleared	19.84 %
Group A Crimes per 100,000 population	<b>N/A</b>
<b>Arrest Overview</b>	
Total Arrests	1,083
Adult Arrests	1,065
Juvenile Arrests	18
Unknown Age	0
Arrests per 100,000 population	<b>N/A</b>
Average number offenses/incident	1.06

<b>Domestic Violence Victims</b>		
Offense	Total	Arrests
Murder	0	0
Aggravated Assault	21	15
Simple Assault	92	70
Intimidation	12	3
Stalking	0	0
Forcible Rape	0	0
Forcible Sodomy	0	0
Sexual Assault W/Object	0	0
Forcible Fondling	1	0
Incest	0	0
Statutory Rape	0	0
Kidnaping/Abduction	0	0
<b>Total</b>	<b>126</b>	<b>88</b>

<b>TIBRS Group B Arrests</b>		
Offense	Adult	Juvenile
Bad Checks	1	0
Curfew/Vagrancy	0	0
Disorderly Conduct	7	0
DUI	41	0
Drunkenness	32	0
Family-Non Violent	1	0
Liquor Law Violations	10	0
Peeping Tom	0	0
Runaway	0	0
Trespass	4	0
All Other Offenses	682	1
<b>Total Group B</b>	<b>778</b>	<b>1</b>

<b>TIBRS Group A Offenses</b>	<b>Offenses</b>		<b>Arrests</b>	
	Reported	Cleared	Adult	Juvenile
<b>Crimes Against Persons</b>				
Murder	0	0	0	0
Negligent Manslaughter	0	0	0	0
Kidnaping/Abduction	1	0	0	0
Forcible Rape	8	0	1	0
Forcible Sodomy	0	0	0	0
Sexual Assault W/Object	0	0	0	0
Forcible Fondling	4	2	0	0
Incest	0	0	0	0
Statutory Rape	1	0	0	0
Aggravated Assault	67	32	27	1
Simple Assault	236	106	96	2
Intimidation	145	8	4	1
Stalking	1	0	0	0
<b>Crimes Against Property</b>				
Arson	7	1	1	0
Bribery	0	0	0	0
Burglary	294	20	21	12
Counterfeiting/Forgery	2	1	1	0
Destruction/Damage/Vandalism	174	12	7	0
Embezzlement	0	0	0	0
Extortion/Blackmail	0	0	0	0
Fraud - False Pretenses	7	0	0	0
Fraud - Credit Card/ATM	9	0	0	0
Fraud - Impersonation	16	5	5	0
Fraud - Welfare	0	0	0	0
Fraud - Wire	1	0	0	0
Motor Vehicle Theft	108	11	11	1
Robbery	10	3	2	0
Stolen Property Offenses	2	2	1	0
Theft - Pocket-picking	1	0	0	0
Theft - Purse Snatching	2	0	0	0
Theft - Shoplifting	32	2	2	0
Theft From Building	39	2	5	0
Theft From Coin Machine	10	1	1	0
Theft From Motor Vehicle	97	2	2	0
Theft of Motor Vehicle Parts	47	0	0	0
Theft - All Other Larceny	252	15	11	0
<b>Crimes Against Society</b>				
Drug/Narcotic Violations	68	65	64	0
Drug/Narcotic Equipment Violations	54	40	20	0
Gambling - Betting/Wagering	0	0	0	0
Gambling - Operating/Promoting	0	0	0	0
Gambling - Equipment Violations	2	0	0	0
Gambling - Sports Tampering	0	0	0	0
Pornography/Obscene Material	1	0	0	0
Prostitution	0	0	0	0
Prostitution Assisting/Promoting	0	0	0	0
Weapon Law Violations	11	9	5	0
<b>Total Group A Offenses</b>	<b>1,709</b>	<b>339</b>	<b>287</b>	<b>17</b>



**2005 Population Estimate** N/A

**Offense Overview**

Offense Total 953  
 Number Cleared 305  
 Percent Cleared 32.00 %

Group A Crimes per 100,000 population N/A

**Arrest Overview**

Total Arrests 1,114  
 Adult Arrests 1,031  
 Juvenile Arrests 83  
 Unknown Age 0

Arrests per 100,000 population N/A

Average number offenses/incident 1.17

**Domestic Violence Victims**

Offense	Total	Arrests
Murder	1	1
Aggravated Assault	31	19
Simple Assault	149	77
Intimidation	85	8
Stalking	0	0
Forcible Rape	0	0
Forcible Sodomy	0	0
Sexual Assault W/Object	0	0
Forcible Fondling	1	0
Incest	2	1
Statutory Rape	3	2
Kidnaping/Abduction	0	0
<b>Total</b>	<b>272</b>	<b>108</b>

**TIBRS Group B Arrests**

Offense	Adult	Juvenile
Bad Checks	17	0
Curfew/Vagrancy	0	2
Disorderly Conduct	1	13
DUI	29	0
Drunkenness	25	0
Family-Non Violent	9	0
Liquor Law Violations	11	6
Peeping Tom	0	0
Runaway	0	13
Trespass	2	0
All Other Offenses	714	0
<b>Total Group B</b>	<b>808</b>	<b>34</b>

TIBRS Group A Offenses	Offenses		Arrests	
	Reported	Cleared	Adult	Juvenile
<b>Crimes Against Persons</b>				
Murder	1	1	1	0
Negligent Manslaughter	0	0	0	0
Kidnaping/Abduction	1	1	1	0
Forcible Rape	1	0	0	0
Forcible Sodomy	0	0	0	0
Sexual Assault W/Object	0	0	0	0
Forcible Fondling	2	1	0	1
Incest	2	2	2	0
Statutory Rape	5	5	4	0
Aggravated Assault	56	35	24	3
Simple Assault	178	103	80	10
Intimidation	101	16	13	1
Stalking	0	0	0	0
<b>Crimes Against Property</b>				
Arson	7	5	5	0
Bribery	0	0	0	0
Burglary	150	17	9	14
Counterfeiting/Forgery	10	4	2	0
Destruction/Damage/Vandalism	96	3	1	0
Embezzlement	0	0	0	0
Extortion/Blackmail	0	0	0	0
Fraud - False Pretenses	12	2	0	1
Fraud - Credit Card/ATM	7	0	0	0
Fraud - Impersonation	12	10	6	0
Fraud - Welfare	0	0	0	0
Fraud - Wire	1	0	0	0
Motor Vehicle Theft	84	28	21	0
Robbery	2	1	1	0
Stolen Property Offenses	1	1	0	0
Theft - Pocket-picking	0	0	0	0
Theft - Purse Snatching	0	0	0	0
Theft - Shoplifting	0	0	0	0
Theft From Building	4	0	0	0
Theft From Coin Machine	0	0	0	0
Theft From Motor Vehicle	22	0	0	0
Theft of Motor Vehicle Parts	15	1	1	0
Theft - All Other Larceny	133	21	23	3
<b>Crimes Against Society</b>				
Drug/Narcotic Violations	28	26	25	11
Drug/Narcotic Equipment Violations	12	12	1	0
Gambling - Betting/Wagering	0	0	0	0
Gambling - Operating/Promoting	0	0	0	0
Gambling - Equipment Violations	0	0	0	0
Gambling - Sports Tampering	0	0	0	0
Pornography/Obscene Material	0	0	0	0
Prostitution	0	0	0	0
Prostitution Assisting/Promoting	0	0	0	0
Weapon Law Violations	10	10	3	5
<b>Total Group A Offenses</b>	<b>953</b>	<b>305</b>	<b>223</b>	<b>49</b>



# Benton County Sheriff's Department - 2006

2005 Population Estimate N/A

## Offense Overview

Offense Total 694  
Number Cleared 325  
Percent Cleared 46.83 %

Group A Crimes per 100,000 population N/A

## Arrest Overview

Total Arrests 453  
Adult Arrests 432  
Juvenile Arrests 21  
Unknown Age 0

Arrests per 100,000 population N/A

Average number offenses/incident 1.20

## Domestic Violence Victims

Offense	Total	Arrests
Murder	0	0
Aggravated Assault	11	10
Simple Assault	55	47
Intimidation	2	0
Stalking	4	1
Forcible Rape	1	0
Forcible Sodomy	0	0
Sexual Assault W/Object	0	0
Forcible Fondling	1	1
Incest	0	0
Statutory Rape	0	0
Kidnaping/Abduction	0	0
<b>Total</b>	<b>74</b>	<b>59</b>

## TIBRS Group B Arrests

Offense	Adult	Juvenile
Bad Checks	30	0
Curfew/Vagrancy	0	0
Disorderly Conduct	6	0
DUI	47	0
Drunkenness	3	0
Family-Non Violent	6	0
Liquor Law Violations	2	6
Peeping Tom	0	0
Runaway	0	0
Trespass	2	0
All Other Offenses	89	2
<b>Total Group B</b>	<b>185</b>	<b>8</b>

TIBRS Group A Offenses	Offenses		Arrests	
	Reported	Cleared	Adult	Juvenile
<b>Crimes Against Persons</b>				
Murder	0	0	0	0
Negligent Manslaughter	0	0	0	0
Kidnaping/Abduction	0	0	0	0
Forcible Rape	1	1	0	0
Forcible Sodomy	0	0	0	0
Sexual Assault W/Object	0	0	0	0
Forcible Fondling	3	3	1	0
Incest	0	0	0	0
Statutory Rape	0	0	0	0
Aggravated Assault	28	19	17	1
Simple Assault	72	67	57	4
Intimidation	6	2	0	0
Stalking	4	1	1	0
<b>Crimes Against Property</b>				
Arson	1	0	0	0
Bribery	0	0	0	0
Burglary	123	12	11	7
Counterfeiting/Forgery	3	1	0	0
Destruction/Damage/Vandalism	85	24	13	0
Embezzlement	0	0	0	0
Extortion/Blackmail	0	0	0	0
Fraud - False Pretenses	3	1	1	0
Fraud - Credit Card/ATM	0	0	0	0
Fraud - Impersonation	0	0	0	0
Fraud - Welfare	0	0	0	0
Fraud - Wire	1	0	0	0
Motor Vehicle Theft	31	6	6	0
Robbery	1	0	0	0
Stolen Property Offenses	4	1	1	0
Theft - Pocket-picking	0	0	0	0
Theft - Purse Snatching	0	0	0	0
Theft - Shoplifting	0	0	0	0
Theft From Building	24	9	8	0
Theft From Coin Machine	2	0	0	0
Theft From Motor Vehicle	12	0	1	0
Theft of Motor Vehicle Parts	19	1	3	0
Theft - All Other Larceny	115	21	15	1
<b>Crimes Against Society</b>				
Drug/Narcotic Violations	90	90	90	0
Drug/Narcotic Equipment Violations	52	52	13	0
Gambling - Betting/Wagering	0	0	0	0
Gambling - Operating/Promoting	0	0	0	0
Gambling - Equipment Violations	0	0	0	0
Gambling - Sports Tampering	0	0	0	0
Pornography/Obscene Material	0	0	0	0
Prostitution	0	0	0	0
Prostitution Assisting/Promoting	0	0	0	0
Weapon Law Violations	14	14	9	0
<b>Total Group A Offenses</b>	<b>694</b>	<b>325</b>	<b>247</b>	<b>13</b>



**2005 Population Estimate** N/A

**Offense Overview**

Offense Total 104  
 Number Cleared 36  
 Percent Cleared 34.62 %

Group A Crimes per 100,000 population N/A

**Arrest Overview**

Total Arrests 77  
 Adult Arrests 77  
 Juvenile Arrests 0  
 Unknown Age 0

Arrests per 100,000 population N/A

Average number offenses/incident 1.07

**Domestic Violence Victims**

Offense	Total	Arrests
Murder	0	0
Aggravated Assault	9	7
Simple Assault	4	4
Intimidation	0	0
Stalking	0	0
Forcible Rape	0	0
Forcible Sodomy	0	0
Sexual Assault W/Object	0	0
Forcible Fondling	0	0
Incest	0	0
Statutory Rape	0	0
Kidnaping/Abduction	0	0
<b>Total</b>	<b>13</b>	<b>11</b>

**TIBRS Group B Arrests**

Offense	Adult	Juvenile
Bad Checks	7	0
Curfew/Vagrancy	0	0
Disorderly Conduct	0	0
DUI	5	0
Drunkenness	12	0
Family-Non Violent	1	0
Liquor Law Violations	2	0
Peeping Tom	0	0
Runaway	0	0
Trespass	1	0
All Other Offenses	21	0
<b>Total Group B</b>	<b>49</b>	<b>0</b>

TIBRS Group A Offenses	Offenses		Arrests	
	Reported	Cleared	Adult	Juvenile
<b>Crimes Against Persons</b>				
Murder	0	0	0	0
Negligent Manslaughter	0	0	0	0
Kidnaping/Abduction	0	0	0	0
Forcible Rape	0	0	0	0
Forcible Sodomy	0	0	0	0
Sexual Assault W/Object	0	0	0	0
Forcible Fondling	0	0	0	0
Incest	0	0	0	0
Statutory Rape	0	0	0	0
Aggravated Assault	13	11	6	0
Simple Assault	5	5	5	0
Intimidation	1	0	0	0
Stalking	0	0	0	0
<b>Crimes Against Property</b>				
Arson	1	1	0	0
Bribery	0	0	0	0
Burglary	9	1	2	0
Counterfeiting/Forgery	2	1	1	0
Destruction/Damage/Vandalism	10	2	1	0
Embezzlement	0	0	0	0
Extortion/Blackmail	0	0	0	0
Fraud - False Pretenses	0	0	1	0
Fraud - Credit Card/ATM	1	1	0	0
Fraud - Impersonation	0	0	0	0
Fraud - Welfare	0	0	0	0
Fraud - Wire	0	0	0	0
Motor Vehicle Theft	22	3	2	0
Robbery	0	0	0	0
Stolen Property Offenses	0	0	1	0
Theft - Pocket-picking	0	0	0	0
Theft - Purse Snatching	0	0	0	0
Theft - Shoplifting	0	0	0	0
Theft From Building	18	3	0	0
Theft From Coin Machine	0	0	0	0
Theft From Motor Vehicle	3	0	0	0
Theft of Motor Vehicle Parts	0	0	0	0
Theft - All Other Larceny	12	1	0	0
<b>Crimes Against Society</b>				
Drug/Narcotic Violations	6	6	9	0
Drug/Narcotic Equipment Violations	1	1	0	0
Gambling - Betting/Wagering	0	0	0	0
Gambling - Operating/Promoting	0	0	0	0
Gambling - Equipment Violations	0	0	0	0
Gambling - Sports Tampering	0	0	0	0
Pornography/Obscene Material	0	0	0	0
Prostitution	0	0	0	0
Prostitution Assisting/Promoting	0	0	0	0
Weapon Law Violations	0	0	0	0
<b>Total Group A Offenses</b>	<b>104</b>	<b>36</b>	<b>28</b>	<b>0</b>



# Blount County Sheriff's Department - 2006

**2005 Population Estimate** N/A

**Offense Overview**

Offense Total 3,858  
 Number Cleared 959  
 Percent Cleared 24.86 %

Group A Crimes per 100,000 population N/A

**Arrest Overview**

Total Arrests 3,663  
 Adult Arrests 3,217  
 Juvenile Arrests 446  
 Unknown Age 0

Arrests per 100,000 population N/A

Average number offenses/incident 1.21

**Domestic Violence Victims**

Offense	Total	Arrests
Murder	0	0
Aggravated Assault	126	57
Simple Assault	524	169
Intimidation	19	0
Stalking	0	0
Forcible Rape	11	2
Forcible Sodomy	7	0
Sexual Assault W/Object	0	0
Forcible Fondling	8	0
Incest	0	0
Statutory Rape	4	0
Kidnaping/Abduction	0	0
<b>Total</b>	<b>699</b>	<b>228</b>

**TIBRS Group B Arrests**

Offense	Adult	Juvenile
Bad Checks	337	0
Curfew/Vagrancy	0	0
Disorderly Conduct	14	3
DUI	172	1
Drunkenness	159	2
Family-Non Violent	7	1
Liquor Law Violations	12	1
Peeping Tom	0	0
Runaway	0	25
Trespass	17	4
All Other Offenses	1,876	261
<b>Total Group B</b>	<b>2,594</b>	<b>298</b>

TIBRS Group A Offenses	Offenses		Arrests	
	Reported	Cleared	Adult	Juvenile
<b>Crimes Against Persons</b>				
Murder	3	3	3	0
Negligent Manslaughter	0	0	0	0
Kidnaping/Abduction	0	0	0	0
Forcible Rape	39	4	1	1
Forcible Sodomy	10	0	0	0
Sexual Assault W/Object	0	0	0	0
Forcible Fondling	29	3	0	0
Incest	0	0	0	0
Statutory Rape	15	2	2	0
Aggravated Assault	310	177	112	5
Simple Assault	747	303	180	39
Intimidation	138	29	5	14
Stalking	0	0	0	0
<b>Crimes Against Property</b>				
Arson	3	2	0	1
Bribery	0	0	0	0
Burglary	482	41	42	8
Counterfeiting/Forgery	6	2	2	0
Destruction/Damage/Vandalism	549	77	23	27
Embezzlement	1	0	0	0
Extortion/Blackmail	1	0	0	0
Fraud - False Pretenses	43	1	1	0
Fraud - Credit Card/ATM	9	0	0	0
Fraud - Impersonation	50	23	21	4
Fraud - Welfare	1	0	0	0
Fraud - Wire	15	1	0	1
Motor Vehicle Theft	190	22	14	3
Robbery	14	4	4	2
Stolen Property Offenses	0	0	0	0
Theft - Pocket-picking	0	0	0	0
Theft - Purse Snatching	0	0	0	0
Theft - Shoplifting	9	4	5	0
Theft From Building	198	23	23	1
Theft From Coin Machine	19	7	19	0
Theft From Motor Vehicle	241	11	8	2
Theft of Motor Vehicle Parts	25	1	1	0
Theft - All Other Larceny	472	30	24	7
<b>Crimes Against Society</b>				
Drug/Narcotic Violations	133	115	98	30
Drug/Narcotic Equipment Violations	69	62	28	2
Gambling - Betting/Wagering	0	0	0	0
Gambling - Operating/Promoting	0	0	0	0
Gambling - Equipment Violations	0	0	0	0
Gambling - Sports Tampering	0	0	0	0
Pornography/Obscene Material	24	3	2	0
Prostitution	0	0	0	0
Prostitution Assisting/Promoting	0	0	0	0
Weapon Law Violations	13	9	5	1
<b>Total Group A Offenses</b>	<b>3,858</b>	<b>959</b>	<b>623</b>	<b>148</b>





2005 Population Estimate N/A

**Offense Overview**

Offense Total 3,168  
Number Cleared 1,424  
Percent Cleared 44.95 %

Group A Crimes per 100,000 population N/A

**Arrest Overview**

Total Arrests 2,844  
Adult Arrests 2,677  
Juvenile Arrests 167  
Unknown Age 0

Arrests per 100,000 population N/A

Average number offenses/incident 1.22

**Domestic Violence Victims**

Offense	Total	Arrests
Murder	0	0
Aggravated Assault	151	96
Simple Assault	397	200
Intimidation	105	27
Stalking	3	0
Forcible Rape	6	1
Forcible Sodomy	1	0
Sexual Assault W/Object	0	0
Forcible Fondling	5	2
Incest	0	0
Statutory Rape	3	1
Kidnaping/Abduction	6	2
<b>Total</b>	<b>677</b>	<b>329</b>

**TIBRS Group B Arrests**

Offense	Adult	Juvenile
Bad Checks	25	0
Curfew/Vagrancy	0	0
Disorderly Conduct	53	4
DUI	146	0
Drunkenness	48	0
Family-Non Violent	208	0
Liquor Law Violations	6	0
Peeping Tom	0	0
Runaway	0	16
Trespass	10	0
All Other Offenses	1,408	6
<b>Total Group B</b>	<b>1,904</b>	<b>26</b>

TIBRS Group A Offenses	Offenses		Arrests	
	Reported	Cleared	Adult	Juvenile
<b>Crimes Against Persons</b>				
Murder	0	0	0	0
Negligent Manslaughter	0	0	0	0
Kidnaping/Abduction	9	5	4	0
Forcible Rape	11	6	1	0
Forcible Sodomy	3	0	0	0
Sexual Assault W/Object	0	0	0	0
Forcible Fondling	11	8	4	1
Incest	0	0	0	0
Statutory Rape	5	3	3	0
Aggravated Assault	302	252	140	18
Simple Assault	588	401	208	38
Intimidation	264	117	35	4
Stalking	5	1	0	0
<b>Crimes Against Property</b>				
Arson	10	6	2	0
Bribery	3	3	2	0
Burglary	340	61	56	8
Counterfeiting/Forgery	28	17	10	0
Destruction/Damage/Vandalism	395	74	11	14
Embezzlement	7	2	1	0
Extortion/Blackmail	0	0	0	0
Fraud - False Pretenses	22	8	4	0
Fraud - Credit Card/ATM	15	3	2	0
Fraud - Impersonation	35	16	12	0
Fraud - Welfare	0	0	0	0
Fraud - Wire	0	0	0	0
Motor Vehicle Theft	109	35	20	8
Robbery	3	1	2	0
Stolen Property Offenses	7	6	5	1
Theft - Pocket-picking	0	0	0	0
Theft - Purse Snatching	0	0	0	0
Theft - Shoplifting	21	7	8	0
Theft From Building	171	49	20	8
Theft From Coin Machine	7	1	2	0
Theft From Motor Vehicle	128	14	7	3
Theft of Motor Vehicle Parts	81	7	7	1
Theft - All Other Larceny	297	38	24	9
<b>Crimes Against Society</b>				
Drug/Narcotic Violations	182	178	164	25
Drug/Narcotic Equipment Violations	84	81	11	1
Gambling - Betting/Wagering	0	0	0	0
Gambling - Operating/Promoting	0	0	0	0
Gambling - Equipment Violations	0	0	0	0
Gambling - Sports Tampering	0	0	0	0
Pornography/Obscene Material	1	0	0	0
Prostitution	0	0	0	0
Prostitution Assisting/Promoting	0	0	0	0
Weapon Law Violations	24	24	8	2
<b>Total Group A Offenses</b>	<b>3,168</b>	<b>1,424</b>	<b>773</b>	<b>141</b>



# Campbell County Sheriff's Department - 2006

<b>2005 Population Estimate</b>	N/A
<b>Offense Overview</b>	
Offense Total	1,503
Number Cleared	326
Percent Cleared	21.69 %

Group A Crimes per 100,000 population N/A

<b>Arrest Overview</b>	
Total Arrests	391
Adult Arrests	382
Juvenile Arrests	9
Unknown Age	0

Arrests per 100,000 population N/A

Average number offenses/incident 1.09

Domestic Violence Victims		
Offense	Total	Arrests
Murder	0	0
Aggravated Assault	31	23
Simple Assault	110	92
Intimidation	3	2
Stalking	0	0
Forcible Rape	0	0
Forcible Sodomy	0	0
Sexual Assault W/Object	0	0
Forcible Fondling	0	0
Incest	0	0
Statutory Rape	0	0
Kidnaping/Abduction	0	0
<b>Total</b>	<b>144</b>	<b>117</b>

TIBRS Group B Arrests		
Offense	Adult	Juvenile
Bad Checks	0	0
Curfew/Vagrancy	0	0
Disorderly Conduct	1	5
DUI	16	0
Drunkenness	44	0
Family-Non Violent	22	1
Liquor Law Violations	0	0
Peeping Tom	0	0
Runaway	0	0
Trespass	2	0
All Other Offenses	169	0
<b>Total Group B</b>	<b>254</b>	<b>6</b>

TIBRS Group A Offenses	Offenses		Arrests	
	Reported	Cleared	Adult	Juvenile
<b>Crimes Against Persons</b>				
Murder	2	2	2	0
Negligent Manslaughter	1	1	1	0
Kidnaping/Abduction	2	2	0	0
Forcible Rape	3	0	0	0
Forcible Sodomy	3	0	0	0
Sexual Assault W/Object	0	0	0	0
Forcible Fondling	8	0	0	0
Incest	0	0	0	0
Statutory Rape	1	0	0	0
Aggravated Assault	57	38	19	0
Simple Assault	224	112	72	0
Intimidation	143	3	3	0
Stalking	15	0	0	0
<b>Crimes Against Property</b>				
Arson	7	1	1	0
Bribery	0	0	0	0
Burglary	233	18	1	0
Counterfeiting/Forgery	23	5	0	0
Destruction/Damage/Vandalism	207	10	0	0
Embezzlement	1	0	0	0
Extortion/Blackmail	0	0	0	0
Fraud - False Pretenses	17	2	0	0
Fraud - Credit Card/ATM	4	0	0	0
Fraud - Impersonation	12	1	0	0
Fraud - Welfare	0	0	0	0
Fraud - Wire	0	0	0	0
Motor Vehicle Theft	61	1	1	0
Robbery	4	1	0	0
Stolen Property Offenses	0	0	0	0
Theft - Pocket-picking	0	0	0	0
Theft - Purse Snatching	0	0	0	0
Theft - Shoplifting	11	3	2	0
Theft From Building	78	7	3	0
Theft From Coin Machine	1	0	0	0
Theft From Motor Vehicle	45	2	1	1
Theft of Motor Vehicle Parts	32	0	0	0
Theft - All Other Larceny	183	12	7	2
<b>Crimes Against Society</b>				
Drug/Narcotic Violations	96	79	12	0
Drug/Narcotic Equipment Violations	24	23	2	0
Gambling - Betting/Wagering	0	0	0	0
Gambling - Operating/Promoting	0	0	0	0
Gambling - Equipment Violations	0	0	0	0
Gambling - Sports Tampering	0	0	0	0
Pornography/Obscene Material	0	0	0	0
Prostitution	0	0	0	0
Prostitution Assisting/Promoting	0	0	0	0
Weapon Law Violations	5	3	1	0
<b>Total Group A Offenses</b>	<b>1,503</b>	<b>326</b>	<b>128</b>	<b>3</b>



# Cannon County Sheriff's Department - 2006

**2005 Population Estimate** N/A

**Offense Overview**

Offense Total 257  
 Number Cleared 115  
 Percent Cleared 44.75 %

Group A Crimes per 100,000 population N/A

**Arrest Overview**

Total Arrests 325  
 Adult Arrests 306  
 Juvenile Arrests 19  
 Unknown Age 0

Arrests per 100,000 population N/A

Average number offenses/incident 1.14

Domestic Violence Victims		
Offense	Total	Arrests
Murder	1	1
Aggravated Assault	13	7
Simple Assault	17	12
Intimidation	4	4
Stalking	1	0
Forcible Rape	0	0
Forcible Sodomy	0	0
Sexual Assault W/Object	0	0
Forcible Fondling	1	1
Incest	0	0
Statutory Rape	0	0
Kidnaping/Abduction	0	0
<b>Total</b>	<b>37</b>	<b>25</b>

TIBRS Group B Arrests		
Offense	Adult	Juvenile
Bad Checks	18	0
Curfew/Vagrancy	0	0
Disorderly Conduct	3	2
DUI	15	0
Drunkenness	7	1
Family-Non Violent	3	0
Liquor Law Violations	4	2
Peeping Tom	0	0
Runaway	0	2
Trespass	6	0
All Other Offenses	157	3
<b>Total Group B</b>	<b>213</b>	<b>10</b>

TIBRS Group A Offenses	Offenses		Arrests	
	Reported	Cleared	Adult	Juvenile
<b>Crimes Against Persons</b>				
Murder	1	1	1	0
Negligent Manslaughter	0	0	0	0
Kidnaping/Abduction	0	0	0	0
Forcible Rape	0	0	0	0
Forcible Sodomy	0	0	0	0
Sexual Assault W/Object	0	0	0	0
Forcible Fondling	1	1	0	1
Incest	0	0	0	0
Statutory Rape	0	0	0	0
Aggravated Assault	27	22	14	1
Simple Assault	26	22	20	1
Intimidation	10	7	7	0
Stalking	1	0	0	0
<b>Crimes Against Property</b>				
Arson	0	0	0	0
Bribery	0	0	0	0
Burglary	48	8	3	5
Counterfeiting/Forgery	1	0	0	0
Destruction/Damage/Vandalism	23	2	1	0
Embezzlement	0	0	0	0
Extortion/Blackmail	0	0	0	0
Fraud - False Pretenses	1	0	0	0
Fraud - Credit Card/ATM	1	0	0	0
Fraud - Impersonation	2	2	1	0
Fraud - Welfare	0	0	0	0
Fraud - Wire	0	0	0	0
Motor Vehicle Theft	28	8	6	0
Robbery	1	1	6	0
Stolen Property Offenses	0	0	0	0
Theft - Pocket-picking	0	0	0	0
Theft - Purse Snatching	0	0	0	0
Theft - Shoplifting	0	0	0	0
Theft From Building	2	2	1	0
Theft From Coin Machine	0	0	0	0
Theft From Motor Vehicle	14	0	0	0
Theft of Motor Vehicle Parts	11	1	1	0
Theft - All Other Larceny	25	4	5	0
<b>Crimes Against Society</b>				
Drug/Narcotic Violations	20	20	22	1
Drug/Narcotic Equipment Violations	12	12	2	0
Gambling - Betting/Wagering	0	0	0	0
Gambling - Operating/Promoting	0	0	0	0
Gambling - Equipment Violations	0	0	0	0
Gambling - Sports Tampering	0	0	0	0
Pornography/Obscene Material	0	0	0	0
Prostitution	0	0	0	0
Prostitution Assisting/Promoting	0	0	0	0
Weapon Law Violations	2	2	3	0
<b>Total Group A Offenses</b>	<b>257</b>	<b>115</b>	<b>93</b>	<b>9</b>



# Carroll County Sheriff's Department - 2006

<b>2005 Population Estimate</b>	N/A
<b>Offense Overview</b>	
Offense Total	450
Number Cleared	215
Percent Cleared	47.78 %

Group A Crimes per 100,000 population N/A

<b>Arrest Overview</b>	
Total Arrests	490
Adult Arrests	459
Juvenile Arrests	31
Unknown Age	0

Arrests per 100,000 population N/A

Average number offenses/incident 1.11

Domestic Violence Victims		
Offense	Total	Arrests
Murder	0	0
Aggravated Assault	16	13
Simple Assault	41	32
Intimidation	2	1
Stalking	2	1
Forcible Rape	0	0
Forcible Sodomy	0	0
Sexual Assault W/Object	0	0
Forcible Fondling	0	0
Incest	0	0
Statutory Rape	0	0
Kidnaping/Abduction	1	1
<b>Total</b>	<b>62</b>	<b>48</b>

TIBRS Group B Arrests		
Offense	Adult	Juvenile
Bad Checks	97	0
Curfew/Vagrancy	0	0
Disorderly Conduct	2	0
DUI	21	0
Drunkenness	28	2
Family-Non Violent	1	0
Liquor Law Violations	3	0
Peeping Tom	0	0
Runaway	0	0
Trespass	1	0
All Other Offenses	129	2
<b>Total Group B</b>	<b>282</b>	<b>4</b>

TIBRS Group A Offenses	Offenses		Arrests	
	Reported	Cleared	Adult	Juvenile
<b>Crimes Against Persons</b>				
Murder	0	0	0	0
Negligent Manslaughter	0	0	0	0
Kidnaping/Abduction	1	1	1	0
Forcible Rape	2	0	0	0
Forcible Sodomy	0	0	0	0
Sexual Assault W/Object	0	0	0	0
Forcible Fondling	0	0	0	0
Incest	0	0	0	0
Statutory Rape	1	1	1	0
Aggravated Assault	36	32	24	1
Simple Assault	64	52	41	3
Intimidation	7	3	3	0
Stalking	3	2	2	0
<b>Crimes Against Property</b>				
Arson	1	0	0	0
Bribery	0	0	0	0
Burglary	89	22	22	3
Counterfeiting/Forgery	1	0	0	0
Destruction/Damage/Vandalism	57	16	4	12
Embezzlement	0	0	0	0
Extortion/Blackmail	0	0	0	0
Fraud - False Pretenses	0	0	0	0
Fraud - Credit Card/ATM	1	0	0	0
Fraud - Impersonation	3	1	1	0
Fraud - Welfare	0	0	0	0
Fraud - Wire	0	0	0	0
Motor Vehicle Theft	32	9	7	0
Robbery	1	0	1	0
Stolen Property Offenses	0	0	1	0
Theft - Pocket-picking	0	0	0	0
Theft - Purse Snatching	0	0	0	0
Theft - Shoplifting	0	0	0	0
Theft From Building	11	1	1	0
Theft From Coin Machine	0	0	0	0
Theft From Motor Vehicle	11	0	0	0
Theft of Motor Vehicle Parts	6	0	0	0
Theft - All Other Larceny	56	9	9	0
<b>Crimes Against Society</b>				
Drug/Narcotic Violations	45	44	44	7
Drug/Narcotic Equipment Violations	18	18	13	0
Gambling - Betting/Wagering	0	0	0	0
Gambling - Operating/Promoting	0	0	0	0
Gambling - Equipment Violations	0	0	0	0
Gambling - Sports Tampering	0	0	0	0
Pornography/Obscene Material	0	0	0	0
Prostitution	0	0	0	0
Prostitution Assisting/Promoting	0	0	0	0
Weapon Law Violations	4	4	2	1
<b>Total Group A Offenses</b>	<b>450</b>	<b>215</b>	<b>177</b>	<b>27</b>



# Carter County Sheriff's Department - 2006

**2005 Population Estimate** N/A

**Offense Overview**

Offense Total 1,238  
 Number Cleared 515  
 Percent Cleared 41.60 %

Group A Crimes per 100,000 population N/A

**Arrest Overview**

Total Arrests 1,786  
 Adult Arrests 1,743  
 Juvenile Arrests 43  
 Unknown Age 0

Arrests per 100,000 population N/A

Average number offenses/incident 1.06

**Domestic Violence Victims**

Offense	Total	Arrests
Murder	0	0
Aggravated Assault	22	20
Simple Assault	145	117
Intimidation	1	0
Stalking	10	9
Forcible Rape	0	0
Forcible Sodomy	0	0
Sexual Assault W/Object	0	0
Forcible Fondling	1	1
Incest	0	0
Statutory Rape	0	0
Kidnaping/Abduction	1	1
<b>Total</b>	<b>180</b>	<b>148</b>

**TIBRS Group B Arrests**

Offense	Adult	Juvenile
Bad Checks	2	0
Curfew/Vagrancy	0	0
Disorderly Conduct	19	3
DUI	102	1
Drunkenness	103	0
Family-Non Violent	48	1
Liquor Law Violations	15	6
Peeping Tom	0	0
Runaway	0	5
Trespass	12	2
All Other Offenses	1,004	3
<b>Total Group B</b>	<b>1,305</b>	<b>21</b>

TIBRS Group A Offenses	Offenses		Arrests	
	Reported	Cleared	Adult	Juvenile
<b>Crimes Against Persons</b>				
Murder	1	1	1	0
Negligent Manslaughter	0	0	0	0
Kidnaping/Abduction	2	1	1	0
Forcible Rape	1	1	0	0
Forcible Sodomy	0	0	0	0
Sexual Assault W/Object	0	0	0	0
Forcible Fondling	2	2	1	0
Incest	1	1	0	0
Statutory Rape	1	1	0	0
Aggravated Assault	45	40	39	0
Simple Assault	190	154	143	9
Intimidation	2	1	0	0
Stalking	11	9	9	0
<b>Crimes Against Property</b>				
Arson	6	1	1	0
Bribery	0	0	0	0
Burglary	263	45	45	3
Counterfeiting/Forgery	7	4	3	0
Destruction/Damage/Vandalism	144	32	26	0
Embezzlement	1	0	0	0
Extortion/Blackmail	0	0	0	0
Fraud - False Pretenses	10	3	3	0
Fraud - Credit Card/ATM	3	2	0	0
Fraud - Impersonation	17	15	12	0
Fraud - Welfare	0	0	0	0
Fraud - Wire	0	0	0	0
Motor Vehicle Theft	55	13	10	0
Robbery	1	1	1	0
Stolen Property Offenses	1	0	0	0
Theft - Pocket-picking	0	0	0	0
Theft - Purse Snatching	0	0	0	0
Theft - Shoplifting	4	0	0	0
Theft From Building	104	21	18	2
Theft From Coin Machine	6	0	0	0
Theft From Motor Vehicle	53	3	5	0
Theft of Motor Vehicle Parts	56	6	5	3
Theft - All Other Larceny	94	8	10	0
<b>Crimes Against Society</b>				
Drug/Narcotic Violations	92	90	79	5
Drug/Narcotic Equipment Violations	54	50	22	0
Gambling - Betting/Wagering	0	0	0	0
Gambling - Operating/Promoting	0	0	0	0
Gambling - Equipment Violations	0	0	0	0
Gambling - Sports Tampering	0	0	0	0
Pornography/Obscene Material	1	1	0	0
Prostitution	0	0	0	0
Prostitution Assisting/Promoting	0	0	0	0
Weapon Law Violations	10	9	4	0
<b>Total Group A Offenses</b>	<b>1,238</b>	<b>515</b>	<b>438</b>	<b>22</b>



# Cheatham County Sheriff's Department - 2006

**2005 Population Estimate** N/A

**Offense Overview**

Offense Total 1,265  
 Number Cleared 392  
 Percent Cleared 30.99 %

Group A Crimes per 100,000 population N/A

**Arrest Overview**

Total Arrests 1,185  
 Adult Arrests 1,152  
 Juvenile Arrests 33  
 Unknown Age 0

Arrests per 100,000 population N/A

Average number offenses/incident 1.14

**Domestic Violence Victims**

Offense	Total	Arrests
Murder	0	0
Aggravated Assault	40	27
Simple Assault	128	91
Intimidation	15	3
Stalking	0	0
Forcible Rape	1	1
Forcible Sodomy	0	0
Sexual Assault W/Object	0	0
Forcible Fondling	2	1
Incest	0	0
Statutory Rape	0	0
Kidnaping/Abduction	1	1
<b>Total</b>	<b>187</b>	<b>124</b>

**TIBRS Group B Arrests**

Offense	Adult	Juvenile
Bad Checks	0	0
Curfew/Vagrancy	0	0
Disorderly Conduct	5	1
DUI	98	4
Drunkenness	14	0
Family-Non Violent	0	0
Liquor Law Violations	1	2
Peeping Tom	0	0
Runaway	0	2
Trespass	5	0
All Other Offenses	691	0
<b>Total Group B</b>	<b>814</b>	<b>9</b>

TIBRS Group A Offenses	Offenses		Arrests	
	Reported	Cleared	Adult	Juvenile
<b>Crimes Against Persons</b>				
Murder	1	1	1	0
Negligent Manslaughter	0	0	0	0
Kidnaping/Abduction	1	1	1	0
Forcible Rape	10	1	1	0
Forcible Sodomy	0	0	0	0
Sexual Assault W/Object	1	0	0	0
Forcible Fondling	5	1	1	0
Incest	0	0	0	0
Statutory Rape	0	0	0	0
Aggravated Assault	87	63	48	5
Simple Assault	227	124	116	4
Intimidation	92	13	14	0
Stalking	4	1	1	0
<b>Crimes Against Property</b>				
Arson	3	2	2	0
Bribery	0	0	0	0
Burglary	120	20	27	4
Counterfeiting/Forgery	2	0	0	0
Destruction/Damage/Vandalism	219	17	11	2
Embezzlement	1	1	1	0
Extortion/Blackmail	0	0	0	0
Fraud - False Pretenses	7	1	1	0
Fraud - Credit Card/ATM	10	0	0	0
Fraud - Impersonation	13	0	0	0
Fraud - Welfare	0	0	0	0
Fraud - Wire	0	0	0	0
Motor Vehicle Theft	72	13	10	3
Robbery	3	2	4	0
Stolen Property Offenses	1	1	1	0
Theft - Pocket-picking	0	0	0	0
Theft - Purse Snatching	0	0	0	0
Theft - Shoplifting	7	0	0	0
Theft From Building	113	18	14	1
Theft From Coin Machine	1	0	0	0
Theft From Motor Vehicle	30	1	1	0
Theft of Motor Vehicle Parts	27	3	2	0
Theft - All Other Larceny	106	7	7	0
<b>Crimes Against Society</b>				
Drug/Narcotic Violations	60	60	70	2
Drug/Narcotic Equipment Violations	34	34	1	0
Gambling - Betting/Wagering	0	0	0	0
Gambling - Operating/Promoting	0	0	0	0
Gambling - Equipment Violations	0	0	0	0
Gambling - Sports Tampering	0	0	0	0
Pornography/Obscene Material	0	0	0	0
Prostitution	0	0	0	0
Prostitution Assisting/Promoting	0	0	0	0
Weapon Law Violations	8	7	3	3
<b>Total Group A Offenses</b>	<b>1,265</b>	<b>392</b>	<b>338</b>	<b>24</b>



# Chester County Sheriff's Department - 2006

**2005 Population Estimate** N/A

**Offense Overview**

Offense Total 306  
 Number Cleared 130  
 Percent Cleared 42.48 %

Group A Crimes per 100,000 population N/A

**Arrest Overview**

Total Arrests 468  
 Adult Arrests 464  
 Juvenile Arrests 4  
 Unknown Age 0

Arrests per 100,000 population N/A

Average number offenses/incident 1.03

**Domestic Violence Victims**

Offense	Total	Arrests
Murder	0	0
Aggravated Assault	6	6
Simple Assault	26	21
Intimidation	5	0
Stalking	0	0
Forcible Rape	0	0
Forcible Sodomy	0	0
Sexual Assault W/Object	0	0
Forcible Fondling	0	0
Incest	0	0
Statutory Rape	0	0
Kidnaping/Abduction	0	0
<b>Total</b>	<b>37</b>	<b>27</b>

**TIBRS Group B Arrests**

Offense	Adult	Juvenile
Bad Checks	110	0
Curfew/Vagrancy	0	0
Disorderly Conduct	0	0
DUI	11	0
Drunkenness	12	0
Family-Non Violent	0	0
Liquor Law Violations	0	4
Peeping Tom	0	0
Runaway	0	0
Trespass	0	0
All Other Offenses	250	0
<b>Total Group B</b>	<b>383</b>	<b>4</b>

TIBRS Group A Offenses	Offenses		Arrests	
	Reported	Cleared	Adult	Juvenile
<b>Crimes Against Persons</b>				
Murder	1	1	0	0
Negligent Manslaughter	0	0	0	0
Kidnaping/Abduction	0	0	0	0
Forcible Rape	0	0	0	0
Forcible Sodomy	0	0	0	0
Sexual Assault W/Object	0	0	0	0
Forcible Fondling	2	1	0	0
Incest	0	0	0	0
Statutory Rape	0	0	0	0
Aggravated Assault	19	17	15	0
Simple Assault	45	38	28	0
Intimidation	28	12	3	0
Stalking	2	0	0	0
<b>Crimes Against Property</b>				
Arson	1	0	0	0
Bribery	0	0	0	0
Burglary	39	7	5	0
Counterfeiting/Forgery	3	2	1	0
Destruction/Damage/Vandalism	33	3	1	0
Embezzlement	1	1	1	0
Extortion/Blackmail	0	0	0	0
Fraud - False Pretenses	4	1	0	0
Fraud - Credit Card/ATM	2	0	0	0
Fraud - Impersonation	0	0	0	0
Fraud - Welfare	0	0	0	0
Fraud - Wire	0	0	0	0
Motor Vehicle Theft	10	1	1	0
Robbery	0	0	0	0
Stolen Property Offenses	1	0	0	0
Theft - Pocket-picking	0	0	0	0
Theft - Purse Snatching	0	0	0	0
Theft - Shoplifting	0	0	0	0
Theft From Building	25	5	6	0
Theft From Coin Machine	0	0	0	0
Theft From Motor Vehicle	9	3	1	0
Theft of Motor Vehicle Parts	3	1	1	0
Theft - All Other Larceny	49	8	4	0
<b>Crimes Against Society</b>				
Drug/Narcotic Violations	21	21	12	0
Drug/Narcotic Equipment Violations	8	8	2	0
Gambling - Betting/Wagering	0	0	0	0
Gambling - Operating/Promoting	0	0	0	0
Gambling - Equipment Violations	0	0	0	0
Gambling - Sports Tampering	0	0	0	0
Pornography/Obscene Material	0	0	0	0
Prostitution	0	0	0	0
Prostitution Assisting/Promoting	0	0	0	0
Weapon Law Violations	0	0	0	0
<b>Total Group A Offenses</b>	<b>306</b>	<b>130</b>	<b>81</b>	<b>0</b>



**2005 Population Estimate** N/A

**Offense Overview**

Offense Total 1,204  
 Number Cleared 343  
 Percent Cleared 28.49 %

Group A Crimes per 100,000 population N/A

**Arrest Overview**

Total Arrests 651  
 Adult Arrests 647  
 Juvenile Arrests 4  
 Unknown Age 0

Arrests per 100,000 population N/A

Average number offenses/incident 1.10

**Domestic Violence Victims**

Offense	Total	Arrests
Murder	0	0
Aggravated Assault	25	20
Simple Assault	88	47
Intimidation	14	3
Stalking	0	0
Forcible Rape	4	4
Forcible Sodomy	0	0
Sexual Assault W/Object	0	0
Forcible Fondling	0	0
Incest	0	0
Statutory Rape	0	0
Kidnaping/Abduction	0	0
<b>Total</b>	<b>131</b>	<b>74</b>

**TIBRS Group B Arrests**

Offense	Adult	Juvenile
Bad Checks	6	0
Curfew/Vagrancy	1	0
Disorderly Conduct	4	0
DUI	30	0
Drunkenness	68	0
Family-Non Violent	3	0
Liquor Law Violations	6	0
Peeping Tom	0	0
Runaway	0	0
Trespass	3	0
All Other Offenses	255	0
<b>Total Group B</b>	<b>376</b>	<b>0</b>

TIBRS Group A Offenses	Offenses		Arrests	
	Reported	Cleared	Adult	Juvenile
<b>Crimes Against Persons</b>				
Murder	0	0	0	0
Negligent Manslaughter	0	0	0	0
Kidnaping/Abduction	0	0	0	0
Forcible Rape	11	10	2	0
Forcible Sodomy	0	0	0	0
Sexual Assault W/Object	0	0	0	0
Forcible Fondling	0	0	0	0
Incest	0	0	0	0
Statutory Rape	0	0	0	0
Aggravated Assault	70	36	31	0
Simple Assault	139	74	56	0
Intimidation	61	7	3	1
Stalking	0	0	0	0
<b>Crimes Against Property</b>				
Arson	2	0	0	0
Bribery	0	0	0	0
Burglary	215	25	38	0
Counterfeiting/Forgery	7	2	2	0
Destruction/Damage/Vandalism	172	10	2	0
Embezzlement	0	0	0	0
Extortion/Blackmail	0	0	0	0
Fraud - False Pretenses	1	0	0	0
Fraud - Credit Card/ATM	0	0	0	0
Fraud - Impersonation	2	2	2	0
Fraud - Welfare	0	0	0	0
Fraud - Wire	0	0	0	0
Motor Vehicle Theft	50	4	2	0
Robbery	1	1	0	0
Stolen Property Offenses	2	2	1	0
Theft - Pocket-picking	0	0	0	0
Theft - Purse Snatching	0	0	0	0
Theft - Shoplifting	3	2	2	0
Theft From Building	83	8	2	0
Theft From Coin Machine	1	0	0	0
Theft From Motor Vehicle	61	4	1	0
Theft of Motor Vehicle Parts	18	0	0	0
Theft - All Other Larceny	158	9	9	1
<b>Crimes Against Society</b>				
Drug/Narcotic Violations	109	109	108	2
Drug/Narcotic Equipment Violations	31	31	6	0
Gambling - Betting/Wagering	0	0	0	0
Gambling - Operating/Promoting	0	0	0	0
Gambling - Equipment Violations	0	0	0	0
Gambling - Sports Tampering	0	0	0	0
Pornography/Obscene Material	0	0	0	0
Prostitution	0	0	0	0
Prostitution Assisting/Promoting	0	0	0	0
Weapon Law Violations	7	7	4	0
<b>Total Group A Offenses</b>	<b>1,204</b>	<b>343</b>	<b>271</b>	<b>4</b>





# Clay County Sheriff's Department - 2006

**2005 Population Estimate** N/A

**Offense Overview**

Offense Total 171  
 Number Cleared 47  
 Percent Cleared 27.49 %

Group A Crimes per 100,000 population N/A

**Arrest Overview**

Total Arrests 159  
 Adult Arrests 159  
 Juvenile Arrests 0  
 Unknown Age 0

Arrests per 100,000 population N/A

Average number offenses/incident 1.08

**Domestic Violence Victims**

Offense	Total	Arrests
Murder	0	0
Aggravated Assault	3	3
Simple Assault	11	10
Intimidation	2	0
Stalking	0	0
Forcible Rape	0	0
Forcible Sodomy	0	0
Sexual Assault W/Object	0	0
Forcible Fondling	0	0
Incest	0	0
Statutory Rape	0	0
Kidnaping/Abduction	0	0
<b>Total</b>	<b>16</b>	<b>13</b>

**TIBRS Group B Arrests**

Offense	Adult	Juvenile
Bad Checks	2	0
Curfew/Vagrancy	0	0
Disorderly Conduct	1	0
DUI	27	0
Drunkenness	25	0
Family-Non Violent	1	0
Liquor Law Violations	1	0
Peeping Tom	0	0
Runaway	0	0
Trespass	1	0
All Other Offenses	61	0
<b>Total Group B</b>	<b>119</b>	<b>0</b>

TIBRS Group A Offenses	Offenses		Arrests	
	Reported	Cleared	Adult	Juvenile
<b>Crimes Against Persons</b>				
Murder	0	0	0	0
Negligent Manslaughter	0	0	0	0
Kidnaping/Abduction	0	0	0	0
Forcible Rape	0	0	0	0
Forcible Sodomy	0	0	0	0
Sexual Assault W/Object	0	0	0	0
Forcible Fondling	0	0	0	0
Incest	0	0	0	0
Statutory Rape	0	0	0	0
Aggravated Assault	8	7	7	0
Simple Assault	16	14	13	0
Intimidation	4	0	0	0
Stalking	0	0	0	0
<b>Crimes Against Property</b>				
Arson	0	0	0	0
Bribery	0	0	0	0
Burglary	38	0	0	0
Counterfeiting/Forgery	0	0	0	0
Destruction/Damage/Vandalism	33	0	0	0
Embezzlement	0	0	0	0
Extortion/Blackmail	0	0	0	0
Fraud - False Pretenses	1	0	0	0
Fraud - Credit Card/ATM	0	0	0	0
Fraud - Impersonation	0	0	0	0
Fraud - Welfare	0	0	0	0
Fraud - Wire	0	0	0	0
Motor Vehicle Theft	3	1	1	0
Robbery	0	0	0	0
Stolen Property Offenses	0	0	0	0
Theft - Pocket-picking	0	0	0	0
Theft - Purse Snatching	1	1	1	0
Theft - Shoplifting	0	0	0	0
Theft From Building	9	1	1	0
Theft From Coin Machine	0	0	0	0
Theft From Motor Vehicle	0	0	0	0
Theft of Motor Vehicle Parts	2	0	0	0
Theft - All Other Larceny	34	1	1	0
<b>Crimes Against Society</b>				
Drug/Narcotic Violations	14	14	13	0
Drug/Narcotic Equipment Violations	6	6	1	0
Gambling - Betting/Wagering	0	0	0	0
Gambling - Operating/Promoting	0	0	0	0
Gambling - Equipment Violations	0	0	0	0
Gambling - Sports Tampering	0	0	0	0
Pornography/Obscene Material	0	0	0	0
Prostitution	0	0	0	0
Prostitution Assisting/Promoting	0	0	0	0
Weapon Law Violations	2	2	2	0
<b>Total Group A Offenses</b>	<b>171</b>	<b>47</b>	<b>40</b>	<b>0</b>



# Cocke County Sheriff's Department - 2006

**2005 Population Estimate** N/A

**Offense Overview**

Offense Total 1,708  
 Number Cleared 290  
 Percent Cleared 16.98 %

Group A Crimes per 100,000 population N/A

**Arrest Overview**

Total Arrests 799  
 Adult Arrests 771  
 Juvenile Arrests 28  
 Unknown Age 0

Arrests per 100,000 population N/A

Average number offenses/incident 1.06

**Domestic Violence Victims**

Offense	Total	Arrests
Murder	1	1
Aggravated Assault	37	17
Simple Assault	149	56
Intimidation	46	9
Stalking	0	0
Forcible Rape	2	1
Forcible Sodomy	0	0
Sexual Assault W/Object	0	0
Forcible Fondling	0	0
Incest	0	0
Statutory Rape	0	0
Kidnaping/Abduction	0	0
<b>Total</b>	<b>235</b>	<b>84</b>

**TIBRS Group B Arrests**

Offense	Adult	Juvenile
Bad Checks	2	0
Curfew/Vagrancy	0	0
Disorderly Conduct	10	1
DUI	61	0
Drunkenness	112	1
Family-Non Violent	2	0
Liquor Law Violations	10	1
Peeping Tom	0	0
Runaway	0	0
Trespass	3	0
All Other Offenses	324	1
<b>Total Group B</b>	<b>524</b>	<b>4</b>

TIBRS Group A Offenses	Offenses		Arrests	
	Reported	Cleared	Adult	Juvenile
<b>Crimes Against Persons</b>				
Murder	2	1	1	0
Negligent Manslaughter	0	0	0	0
Kidnaping/Abduction	2	0	0	0
Forcible Rape	5	2	1	1
Forcible Sodomy	0	0	0	0
Sexual Assault W/Object	0	0	0	0
Forcible Fondling	2	1	1	0
Incest	0	0	0	0
Statutory Rape	3	2	2	0
Aggravated Assault	74	37	27	1
Simple Assault	264	79	72	3
Intimidation	125	15	14	2
Stalking	5	1	1	0
<b>Crimes Against Property</b>				
Arson	18	2	2	0
Bribery	0	0	0	0
Burglary	282	15	18	1
Counterfeiting/Forgery	7	0	0	0
Destruction/Damage/Vandalism	249	13	4	6
Embezzlement	1	1	1	0
Extortion/Blackmail	1	0	0	0
Fraud - False Pretenses	27	2	1	0
Fraud - Credit Card/ATM	19	2	2	0
Fraud - Impersonation	12	2	2	0
Fraud - Welfare	2	1	1	0
Fraud - Wire	0	0	0	0
Motor Vehicle Theft	89	8	9	1
Robbery	10	2	2	0
Stolen Property Offenses	0	0	0	0
Theft - Pocket-picking	3	0	0	0
Theft - Purse Snatching	0	0	0	0
Theft - Shoplifting	0	0	0	0
Theft From Building	136	9	7	0
Theft From Coin Machine	8	0	0	0
Theft From Motor Vehicle	85	3	2	0
Theft of Motor Vehicle Parts	33	2	1	0
Theft - All Other Larceny	156	7	9	0
<b>Crimes Against Society</b>				
Drug/Narcotic Violations	63	58	49	9
Drug/Narcotic Equipment Violations	19	19	14	0
Gambling - Betting/Wagering	0	0	0	0
Gambling - Operating/Promoting	0	0	0	0
Gambling - Equipment Violations	0	0	0	0
Gambling - Sports Tampering	0	0	0	0
Pornography/Obscene Material	0	0	0	0
Prostitution	2	2	2	0
Prostitution Assisting/Promoting	0	0	0	0
Weapon Law Violations	4	4	2	0
<b>Total Group A Offenses</b>	<b>1,708</b>	<b>290</b>	<b>247</b>	<b>24</b>



# Coffee County Sheriff's Department - 2006

**2005 Population Estimate** N/A

**Offense Overview**

Offense Total 973  
 Number Cleared 257  
 Percent Cleared 26.41 %

Group A Crimes per 100,000 population N/A

**Arrest Overview**

Total Arrests 443  
 Adult Arrests 425  
 Juvenile Arrests 18  
 Unknown Age 0

Arrests per 100,000 population N/A

Average number offenses/incident 1.03

**Domestic Violence Victims**

Offense	Total	Arrests
Murder	0	0
Aggravated Assault	13	7
Simple Assault	138	62
Intimidation	6	1
Stalking	0	0
Forcible Rape	0	0
Forcible Sodomy	0	0
Sexual Assault W/Object	0	0
Forcible Fondling	0	0
Incest	0	0
Statutory Rape	0	0
Kidnaping/Abduction	0	0
<b>Total</b>	<b>157</b>	<b>70</b>

**TIBRS Group B Arrests**

Offense	Adult	Juvenile
Bad Checks	0	0
Curfew/Vagrancy	0	0
Disorderly Conduct	10	0
DUI	52	0
Drunkenness	123	0
Family-Non Violent	0	0
Liquor Law Violations	11	6
Peeping Tom	0	0
Runaway	0	0
Trespass	0	0
All Other Offenses	0	0
<b>Total Group B</b>	<b>196</b>	<b>6</b>

TIBRS Group A Offenses	Offenses		Arrests	
	Reported	Cleared	Adult	Juvenile
<b>Crimes Against Persons</b>				
Murder	0	0	0	0
Negligent Manslaughter	0	0	0	0
Kidnaping/Abduction	0	0	0	0
Forcible Rape	0	0	0	0
Forcible Sodomy	0	0	0	0
Sexual Assault W/Object	0	0	0	0
Forcible Fondling	0	0	0	0
Incest	0	0	0	0
Statutory Rape	0	0	0	0
Aggravated Assault	51	14	13	2
Simple Assault	233	81	76	3
Intimidation	42	4	1	1
Stalking	0	0	0	0
<b>Crimes Against Property</b>				
Arson	0	0	0	0
Bribery	0	0	0	0
Burglary	81	4	3	1
Counterfeiting/Forgery	0	0	0	0
Destruction/Damage/Vandalism	58	3	1	1
Embezzlement	0	0	0	0
Extortion/Blackmail	0	0	0	0
Fraud - False Pretenses	0	0	0	0
Fraud - Credit Card/ATM	0	0	0	0
Fraud - Impersonation	0	0	0	0
Fraud - Welfare	0	0	0	0
Fraud - Wire	0	0	0	0
Motor Vehicle Theft	43	4	2	1
Robbery	2	0	0	0
Stolen Property Offenses	0	0	0	0
Theft - Pocket-picking	0	0	0	0
Theft - Purse Snatching	0	0	0	0
Theft - Shoplifting	0	0	0	0
Theft From Building	1	0	0	0
Theft From Coin Machine	0	0	0	0
Theft From Motor Vehicle	38	0	0	0
Theft of Motor Vehicle Parts	17	0	0	0
Theft - All Other Larceny	256	4	5	0
<b>Crimes Against Society</b>				
Drug/Narcotic Violations	126	120	118	2
Drug/Narcotic Equipment Violations	25	23	10	1
Gambling - Betting/Wagering	0	0	0	0
Gambling - Operating/Promoting	0	0	0	0
Gambling - Equipment Violations	0	0	0	0
Gambling - Sports Tampering	0	0	0	0
Pornography/Obscene Material	0	0	0	0
Prostitution	0	0	0	0
Prostitution Assisting/Promoting	0	0	0	0
Weapon Law Violations	0	0	0	0
<b>Total Group A Offenses</b>	<b>973</b>	<b>257</b>	<b>229</b>	<b>12</b>



# Crockett County Sheriff's Department - 2006

**2005 Population Estimate** N/A

**Offense Overview**

Offense Total 384  
 Number Cleared 141  
 Percent Cleared 36.72 %

Group A Crimes per 100,000 population N/A

**Arrest Overview**

Total Arrests 474  
 Adult Arrests 444  
 Juvenile Arrests 30  
 Unknown Age 0

Arrests per 100,000 population N/A

Average number offenses/incident 1.07

**Domestic Violence Victims**

Offense	Total	Arrests
Murder	0	0
Aggravated Assault	7	6
Simple Assault	26	24
Intimidation	3	2
Stalking	2	2
Forcible Rape	0	0
Forcible Sodomy	0	0
Sexual Assault W/Object	0	0
Forcible Fondling	1	1
Incest	0	0
Statutory Rape	0	0
Kidnaping/Abduction	0	0
<b>Total</b>	<b>39</b>	<b>35</b>

**TIBRS Group B Arrests**

Offense	Adult	Juvenile
Bad Checks	72	0
Curfew/Vagrancy	0	0
Disorderly Conduct	2	1
DUI	24	0
Drunkenness	21	0
Family-Non Violent	13	3
Liquor Law Violations	5	0
Peeping Tom	0	0
Runaway	0	1
Trespass	9	3
All Other Offenses	169	7
<b>Total Group B</b>	<b>315</b>	<b>15</b>

TIBRS Group A Offenses	Offenses		Arrests	
	Reported	Cleared	Adult	Juvenile
<b>Crimes Against Persons</b>				
Murder	0	0	0	0
Negligent Manslaughter	0	0	0	0
Kidnaping/Abduction	0	0	0	0
Forcible Rape	1	1	1	0
Forcible Sodomy	1	1	1	0
Sexual Assault W/Object	1	0	0	0
Forcible Fondling	3	3	2	2
Incest	0	0	0	0
Statutory Rape	1	1	1	0
Aggravated Assault	15	11	12	0
Simple Assault	61	37	33	5
Intimidation	69	18	13	3
Stalking	4	3	3	0
<b>Crimes Against Property</b>				
Arson	1	1	1	0
Bribery	0	0	0	0
Burglary	38	7	5	0
Counterfeiting/Forgery	7	6	6	0
Destruction/Damage/Vandalism	48	5	5	0
Embezzlement	3	3	3	0
Extortion/Blackmail	1	1	1	0
Fraud - False Pretenses	6	1	0	0
Fraud - Credit Card/ATM	0	0	0	0
Fraud - Impersonation	1	1	1	0
Fraud - Welfare	0	0	0	0
Fraud - Wire	1	0	0	0
Motor Vehicle Theft	22	9	10	2
Robbery	3	2	5	0
Stolen Property Offenses	0	0	0	0
Theft - Pocket-picking	0	0	0	0
Theft - Purse Snatching	0	0	0	0
Theft - Shoplifting	1	0	0	0
Theft From Building	22	5	3	0
Theft From Coin Machine	0	0	0	0
Theft From Motor Vehicle	12	2	2	0
Theft of Motor Vehicle Parts	1	0	0	0
Theft - All Other Larceny	40	3	7	0
<b>Crimes Against Society</b>				
Drug/Narcotic Violations	11	10	10	2
Drug/Narcotic Equipment Violations	8	8	4	0
Gambling - Betting/Wagering	0	0	0	0
Gambling - Operating/Promoting	0	0	0	0
Gambling - Equipment Violations	0	0	0	0
Gambling - Sports Tampering	0	0	0	0
Pornography/Obscene Material	0	0	0	0
Prostitution	0	0	0	0
Prostitution Assisting/Promoting	0	0	0	0
Weapon Law Violations	2	2	0	1
<b>Total Group A Offenses</b>	<b>384</b>	<b>141</b>	<b>129</b>	<b>15</b>



# Cumberland County Sheriffs Department - 2006

<b>2005 Population Estimate</b>	<b>N/A</b>
<b>Offense Overview</b>	
Offense Total	1,771
Number Cleared	541
Percent Cleared	30.55 %

Group A Crimes per 100,000 population N/A

<b>Arrest Overview</b>	
Total Arrests	1,751
Adult Arrests	1,737
Juvenile Arrests	14
Unknown Age	0

Arrests per 100,000 population N/A

Average number offenses/incident 1.11

Domestic Violence Victims		
Offense	Total	Arrests
Murder	1	1
Aggravated Assault	17	15
Simple Assault	122	120
Intimidation	2	2
Stalking	2	2
Forcible Rape	0	0
Forcible Sodomy	0	0
Sexual Assault W/Object	0	0
Forcible Fondling	1	1
Incest	0	0
Statutory Rape	2	2
Kidnaping/Abduction	2	0
<b>Total</b>	<b>149</b>	<b>143</b>

TIBRS Group B Arrests		
Offense	Adult	Juvenile
Bad Checks	103	0
Curfew/Vagrancy	0	0
Disorderly Conduct	6	0
DUI	99	0
Drunkenness	72	0
Family-Non Violent	15	0
Liquor Law Violations	18	2
Peeping Tom	0	0
Runaway	0	6
Trespass	15	0
All Other Offenses	975	2
<b>Total Group B</b>	<b>1,303</b>	<b>10</b>

TIBRS Group A Offenses	Offenses		Arrests	
	Reported	Cleared	Adult	Juvenile
<b>Crimes Against Persons</b>				
Murder	1	1	1	0
Negligent Manslaughter	0	0	0	0
Kidnaping/Abduction	3	2	0	0
Forcible Rape	2	1	0	0
Forcible Sodomy	0	0	0	0
Sexual Assault W/Object	0	0	0	0
Forcible Fondling	13	6	4	1
Incest	0	0	0	0
Statutory Rape	5	4	4	0
Aggravated Assault	82	55	36	0
Simple Assault	220	177	169	1
Intimidation	109	8	7	0
Stalking	9	4	4	0
<b>Crimes Against Property</b>				
Arson	15	1	0	0
Bribery	0	0	0	0
Burglary	251	31	20	1
Counterfeiting/Forgery	20	3	3	0
Destruction/Damage/Vandalism	323	16	5	0
Embezzlement	1	0	0	0
Extortion/Blackmail	0	0	0	0
Fraud - False Pretenses	36	5	1	0
Fraud - Credit Card/ATM	2	0	0	0
Fraud - Impersonation	16	13	11	0
Fraud - Welfare	0	0	0	0
Fraud - Wire	1	0	0	0
Motor Vehicle Theft	59	15	11	0
Robbery	6	2	3	0
Stolen Property Offenses	4	4	4	0
Theft - Pocket-picking	0	0	0	0
Theft - Purse Snatching	0	0	0	0
Theft - Shoplifting	2	1	1	0
Theft From Building	140	19	8	0
Theft From Coin Machine	3	0	0	0
Theft From Motor Vehicle	82	3	1	0
Theft of Motor Vehicle Parts	0	0	0	0
Theft - All Other Larceny	194	11	11	1
<b>Crimes Against Society</b>				
Drug/Narcotic Violations	103	94	101	0
Drug/Narcotic Equipment Violations	53	49	15	0
Gambling - Betting/Wagering	0	0	0	0
Gambling - Operating/Promoting	0	0	0	0
Gambling - Equipment Violations	0	0	0	0
Gambling - Sports Tampering	0	0	0	0
Pornography/Obscene Material	0	0	0	0
Prostitution	0	0	0	0
Prostitution Assisting/Promoting	0	0	0	0
Weapon Law Violations	16	16	14	0
<b>Total Group A Offenses</b>	<b>1,771</b>	<b>541</b>	<b>434</b>	<b>4</b>



# Decatur County Sheriff's Department - 2006

2005 Population Estimate N/A

## Offense Overview

Offense Total 300  
Number Cleared 80  
Percent Cleared 26.67 %

Group A Crimes per 100,000 population N/A

## Arrest Overview

Total Arrests 194  
Adult Arrests 188  
Juvenile Arrests 6  
Unknown Age 0

Arrests per 100,000 population N/A

Average number offenses/incident 1.06

## Domestic Violence Victims

Offense	Total	Arrests
Murder	0	0
Aggravated Assault	5	3
Simple Assault	18	16
Intimidation	7	5
Stalking	0	0
Forcible Rape	0	0
Forcible Sodomy	0	0
Sexual Assault W/Object	0	0
Forcible Fondling	0	0
Incest	0	0
Statutory Rape	0	0
Kidnaping/Abduction	1	0
<b>Total</b>	<b>31</b>	<b>24</b>

## TIBRS Group B Arrests

Offense	Adult	Juvenile
Bad Checks	21	0
Curfew/Vagrancy	0	0
Disorderly Conduct	6	1
DUI	10	0
Drunkenness	20	1
Family-Non Violent	1	0
Liquor Law Violations	0	0
Peeping Tom	0	0
Runaway	0	0
Trespass	1	0
All Other Offenses	63	0
<b>Total Group B</b>	<b>122</b>	<b>2</b>

TIBRS Group A Offenses	Offenses		Arrests	
	Reported	Cleared	Adult	Juvenile
<b>Crimes Against Persons</b>				
Murder	0	0	0	0
Negligent Manslaughter	0	0	0	0
Kidnaping/Abduction	1	0	0	0
Forcible Rape	1	1	1	0
Forcible Sodomy	0	0	0	0
Sexual Assault W/Object	0	0	0	0
Forcible Fondling	0	0	0	0
Incest	0	0	0	0
Statutory Rape	0	0	0	0
Aggravated Assault	17	10	5	2
Simple Assault	30	21	20	0
Intimidation	19	13	11	0
Stalking	0	0	0	0
<b>Crimes Against Property</b>				
Arson	1	0	0	0
Bribery	0	0	0	0
Burglary	56	1	1	0
Counterfeiting/Forgery	4	1	1	0
Destruction/Damage/Vandalism	27	1	1	0
Embezzlement	0	0	0	0
Extortion/Blackmail	0	0	0	0
Fraud - False Pretenses	5	1	1	0
Fraud - Credit Card/ATM	0	0	0	0
Fraud - Impersonation	2	0	0	0
Fraud - Welfare	0	0	0	0
Fraud - Wire	0	0	0	0
Motor Vehicle Theft	19	1	1	0
Robbery	0	0	0	0
Stolen Property Offenses	0	0	0	0
Theft - Pocket-picking	0	0	0	0
Theft - Purse Snatching	0	0	0	0
Theft - Shoplifting	0	0	0	0
Theft From Building	9	1	1	0
Theft From Coin Machine	0	0	0	0
Theft From Motor Vehicle	16	0	0	0
Theft of Motor Vehicle Parts	9	0	0	0
Theft - All Other Larceny	56	3	3	0
<b>Crimes Against Society</b>				
Drug/Narcotic Violations	18	17	12	2
Drug/Narcotic Equipment Violations	2	2	1	0
Gambling - Betting/Wagering	0	0	0	0
Gambling - Operating/Promoting	0	0	0	0
Gambling - Equipment Violations	0	0	0	0
Gambling - Sports Tampering	0	0	0	0
Pornography/Obscene Material	1	0	0	0
Prostitution	0	0	0	0
Prostitution Assisting/Promoting	0	0	0	0
Weapon Law Violations	7	7	7	0
<b>Total Group A Offenses</b>	<b>300</b>	<b>80</b>	<b>66</b>	<b>4</b>



2005 Population Estimate N/A

**Offense Overview**

Offense Total 1,003  
Number Cleared 390  
Percent Cleared 38.88 %

Group A Crimes per 100,000 population N/A

**Arrest Overview**

Total Arrests 1,342  
Adult Arrests 1,210  
Juvenile Arrests 132  
Unknown Age 0

Arrests per 100,000 population N/A

Average number offenses/incident 1.13

**Domestic Violence Victims**

Offense	Total	Arrests
Murder	0	0
Aggravated Assault	9	8
Simple Assault	38	38
Intimidation	3	3
Stalking	1	1
Forcible Rape	0	0
Forcible Sodomy	0	0
Sexual Assault W/Object	0	0
Forcible Fondling	0	0
Incest	0	0
Statutory Rape	0	0
Kidnaping/Abduction	0	0
<b>Total</b>	<b>51</b>	<b>50</b>

**TIBRS Group B Arrests**

Offense	Adult	Juvenile
Bad Checks	294	0
Curfew/Vagrancy	0	0
Disorderly Conduct	3	24
DUI	39	0
Drunkenness	17	0
Family-Non Violent	2	0
Liquor Law Violations	7	2
Peeping Tom	0	0
Runaway	0	15
Trespass	7	0
All Other Offenses	549	28
<b>Total Group B</b>	<b>918</b>	<b>69</b>

TIBRS Group A Offenses	Offenses		Arrests	
	Reported	Cleared	Adult	Juvenile
<b>Crimes Against Persons</b>				
Murder	1	1	2	0
Negligent Manslaughter	0	0	0	0
Kidnaping/Abduction	2	1	1	0
Forcible Rape	2	2	2	0
Forcible Sodomy	1	0	0	0
Sexual Assault W/Object	0	0	0	0
Forcible Fondling	0	0	0	0
Incest	0	0	0	0
Statutory Rape	1	1	1	0
Aggravated Assault	38	28	21	0
Simple Assault	162	111	77	33
Intimidation	28	7	6	1
Stalking	4	3	3	0
<b>Crimes Against Property</b>				
Arson	6	1	0	3
Bribery	0	0	0	0
Burglary	165	17	30	1
Counterfeiting/Forgery	39	33	28	0
Destruction/Damage/Vandalism	162	25	14	9
Embezzlement	0	0	0	0
Extortion/Blackmail	0	0	0	0
Fraud - False Pretenses	38	33	0	0
Fraud - Credit Card/ATM	2	0	0	0
Fraud - Impersonation	6	2	2	0
Fraud - Welfare	0	0	0	0
Fraud - Wire	0	0	0	0
Motor Vehicle Theft	49	12	9	3
Robbery	1	0	0	0
Stolen Property Offenses	0	0	0	0
Theft - Pocket-picking	0	0	0	0
Theft - Purse Snatching	0	0	0	0
Theft - Shoplifting	7	5	5	0
Theft From Building	3	0	0	0
Theft From Coin Machine	0	0	0	0
Theft From Motor Vehicle	16	0	0	0
Theft of Motor Vehicle Parts	18	1	0	0
Theft - All Other Larceny	172	27	31	2
<b>Crimes Against Society</b>				
Drug/Narcotic Violations	55	55	51	11
Drug/Narcotic Equipment Violations	24	24	8	0
Gambling - Betting/Wagering	0	0	0	0
Gambling - Operating/Promoting	0	0	0	0
Gambling - Equipment Violations	0	0	0	0
Gambling - Sports Tampering	0	0	0	0
Pornography/Obscene Material	0	0	0	0
Prostitution	0	0	0	0
Prostitution Assisting/Promoting	0	0	0	0
Weapon Law Violations	1	1	1	0
<b>Total Group A Offenses</b>	<b>1,003</b>	<b>390</b>	<b>292</b>	<b>63</b>



**2005 Population Estimate** N/A

**Offense Overview**

Offense Total 2,080  
 Number Cleared 860  
 Percent Cleared 41.35 %

Group A Crimes per 100,000 population N/A

**Arrest Overview**

Total Arrests 1,770  
 Adult Arrests 1,661  
 Juvenile Arrests 109  
 Unknown Age 0

Arrests per 100,000 population N/A

Average number offenses/incident 1.10

**Domestic Violence Victims**

Offense	Total	Arrests
Murder	0	0
Aggravated Assault	64	50
Simple Assault	302	145
Intimidation	146	12
Stalking	2	0
Forcible Rape	5	2
Forcible Sodomy	1	0
Sexual Assault W/Object	0	0
Forcible Fondling	27	5
Incest	1	0
Statutory Rape	2	0
Kidnaping/Abduction	6	3
<b>Total</b>	<b>556</b>	<b>217</b>

**TIBRS Group B Arrests**

Offense	Adult	Juvenile
Bad Checks	241	0
Curfew/Vagrancy	0	8
Disorderly Conduct	1	1
DUI	35	0
Drunkenness	25	0
Family-Non Violent	6	0
Liquor Law Violations	11	6
Peeping Tom	0	0
Runaway	0	22
Trespass	6	0
All Other Offenses	928	23
<b>Total Group B</b>	<b>1,253</b>	<b>60</b>

TIBRS Group A Offenses	Offenses		Arrests	
	Reported	Cleared	Adult	Juvenile
<b>Crimes Against Persons</b>				
Murder	1	1	1	1
Negligent Manslaughter	0	0	0	0
Kidnaping/Abduction	9	5	3	0
Forcible Rape	15	7	3	1
Forcible Sodomy	1	1	0	0
Sexual Assault W/Object	0	0	0	0
Forcible Fondling	47	9	4	1
Incest	1	0	0	0
Statutory Rape	6	0	0	0
Aggravated Assault	107	91	55	4
Simple Assault	471	322	152	29
Intimidation	260	107	14	1
Stalking	2	2	0	0
<b>Crimes Against Property</b>				
Arson	4	1	2	1
Bribery	0	0	0	0
Burglary	206	32	22	0
Counterfeiting/Forgery	41	14	3	0
Destruction/Damage/Vandalism	270	62	28	6
Embezzlement	3	1	1	0
Extortion/Blackmail	0	0	0	0
Fraud - False Pretenses	48	24	18	0
Fraud - Credit Card/ATM	12	0	0	0
Fraud - Impersonation	19	7	5	0
Fraud - Welfare	0	0	0	0
Fraud - Wire	8	0	0	0
Motor Vehicle Theft	70	35	20	2
Robbery	9	4	5	0
Stolen Property Offenses	4	2	2	0
Theft - Pocket-picking	2	0	1	0
Theft - Purse Snatching	1	1	0	0
Theft - Shoplifting	4	2	1	0
Theft From Building	71	20	3	0
Theft From Coin Machine	3	0	0	0
Theft From Motor Vehicle	72	6	6	0
Theft of Motor Vehicle Parts	38	5	5	0
Theft - All Other Larceny	227	55	25	1
<b>Crimes Against Society</b>				
Drug/Narcotic Violations	25	22	12	1
Drug/Narcotic Equipment Violations	12	12	9	0
Gambling - Betting/Wagering	0	0	0	0
Gambling - Operating/Promoting	0	0	0	0
Gambling - Equipment Violations	0	0	0	0
Gambling - Sports Tampering	0	0	0	0
Pornography/Obscene Material	3	3	3	0
Prostitution	0	0	0	0
Prostitution Assisting/Promoting	0	0	0	0
Weapon Law Violations	8	7	5	1
<b>Total Group A Offenses</b>	<b>2,080</b>	<b>860</b>	<b>408</b>	<b>49</b>





<b>2005 Population Estimate</b>	<b>N/A</b>
<b>Offense Overview</b>	
Offense Total	703
Number Cleared	278
Percent Cleared	39.54 %

Group A Crimes per 100,000 population N/A

<b>Arrest Overview</b>	
Total Arrests	1,184
Adult Arrests	1,128
Juvenile Arrests	56
Unknown Age	0

Arrests per 100,000 population N/A

Average number offenses/incident 1.09

<b>Domestic Violence Victims</b>		
Offense	Total	Arrests
Murder	0	0
Aggravated Assault	17	13
Simple Assault	77	62
Intimidation	2	0
Stalking	0	0
Forcible Rape	0	0
Forcible Sodomy	2	1
Sexual Assault W/Object	0	0
Forcible Fondling	1	0
Incest	0	0
Statutory Rape	0	0
Kidnaping/Abduction	1	1
<b>Total</b>	<b>100</b>	<b>77</b>

<b>TIBRS Group B Arrests</b>		
Offense	Adult	Juvenile
Bad Checks	30	0
Curfew/Vagrancy	0	0
Disorderly Conduct	6	0
DUI	76	1
Drunkenness	50	1
Family-Non Violent	111	3
Liquor Law Violations	1	1
Peeping Tom	0	0
Runaway	0	5
Trespass	4	0
All Other Offenses	600	21
<b>Total Group B</b>	<b>878</b>	<b>32</b>

<b>TIBRS Group A Offenses</b>	<b>Offenses</b>		<b>Arrests</b>	
	Reported	Cleared	Adult	Juvenile
<b>Crimes Against Persons</b>				
Murder	0	0	0	0
Negligent Manslaughter	0	0	0	0
Kidnaping/Abduction	2	2	2	0
Forcible Rape	3	0	0	0
Forcible Sodomy	2	2	1	0
Sexual Assault W/Object	0	0	0	0
Forcible Fondling	5	2	1	0
Incest	0	0	0	0
Statutory Rape	0	0	0	0
Aggravated Assault	43	27	18	5
Simple Assault	117	80	66	7
Intimidation	8	2	1	0
Stalking	0	0	0	0
<b>Crimes Against Property</b>				
Arson	1	1	1	0
Bribery	0	0	0	0
Burglary	88	13	19	2
Counterfeiting/Forgery	3	2	1	0
Destruction/Damage/Vandalism	81	16	14	4
Embezzlement	0	0	0	0
Extortion/Blackmail	0	0	0	0
Fraud - False Pretenses	3	1	1	0
Fraud - Credit Card/ATM	6	1	0	0
Fraud - Impersonation	23	16	15	0
Fraud - Welfare	0	0	0	0
Fraud - Wire	0	0	0	0
Motor Vehicle Theft	32	8	7	0
Robbery	0	0	0	0
Stolen Property Offenses	1	1	1	0
Theft - Pocket-picking	0	0	0	0
Theft - Purse Snatching	0	0	0	0
Theft - Shoplifting	3	2	2	0
Theft From Building	56	8	8	0
Theft From Coin Machine	0	0	0	0
Theft From Motor Vehicle	31	2	1	1
Theft of Motor Vehicle Parts	24	2	3	0
Theft - All Other Larceny	86	5	5	0
<b>Crimes Against Society</b>				
Drug/Narcotic Violations	58	58	65	5
Drug/Narcotic Equipment Violations	18	18	6	0
Gambling - Betting/Wagering	0	0	0	0
Gambling - Operating/Promoting	1	1	1	0
Gambling - Equipment Violations	0	0	0	0
Gambling - Sports Tampering	0	0	0	0
Pornography/Obscene Material	0	0	0	0
Prostitution	0	0	0	0
Prostitution Assisting/Promoting	0	0	0	0
Weapon Law Violations	8	8	11	0
<b>Total Group A Offenses</b>	<b>703</b>	<b>278</b>	<b>250</b>	<b>24</b>



**2005 Population Estimate**                      **N/A**

**Offense Overview**

Offense Total                                      1,213  
 Number Cleared                                315  
 Percent Cleared                                25.97 %

Group A Crimes per 100,000  
 population                                      N/A

**Arrest Overview**

Total Arrests                                    511  
 Adult Arrests                                    490  
 Juvenile Arrests                                21  
 Unknown Age                                    0

Arrests per 100,000 population            N/A

Average number offenses/incident        1.10

**Domestic Violence Victims**

Offense	Total	Arrests
Murder	0	0
Aggravated Assault	35	31
Simple Assault	36	35
Intimidation	4	2
Stalking	0	0
Forcible Rape	0	0
Forcible Sodomy	0	0
Sexual Assault W/Object	0	0
Forcible Fondling	0	0
Incest	0	0
Statutory Rape	1	1
Kidnaping/Abduction	1	1
<b>Total</b>	<b>77</b>	<b>70</b>

**TIBRS Group B Arrests**

Offense	Adult	Juvenile
Bad Checks	6	0
Curfew/Vagrancy	0	0
Disorderly Conduct	2	0
DUI	21	0
Drunkenness	4	0
Family-Non Violent	0	0
Liquor Law Violations	10	0
Peeping Tom	0	0
Runaway	0	0
Trespass	3	0
All Other Offenses	172	0
<b>Total Group B</b>	<b>218</b>	<b>0</b>

TIBRS Group A Offenses	Offenses		Arrests	
	Reported	Cleared	Adult	Juvenile
<b>Crimes Against Persons</b>				
Murder	0	0	0	0
Negligent Manslaughter	0	0	0	0
Kidnaping/Abduction	1	1	1	0
Forcible Rape	12	1	1	0
Forcible Sodomy	6	1	1	0
Sexual Assault W/Object	0	0	0	0
Forcible Fondling	5	0	0	0
Incest	0	0	0	0
Statutory Rape	3	2	2	0
Aggravated Assault	126	66	53	7
Simple Assault	132	56	55	1
Intimidation	68	9	4	0
Stalking	55	1	1	0
<b>Crimes Against Property</b>				
Arson	4	1	1	0
Bribery	0	0	0	0
Burglary	180	11	3	5
Counterfeiting/Forgery	4	1	3	0
Destruction/Damage/Vandalism	143	14	8	1
Embezzlement	0	0	0	0
Extortion/Blackmail	0	0	0	0
Fraud - False Pretenses	5	0	0	0
Fraud - Credit Card/ATM	0	0	0	0
Fraud - Impersonation	2	2	1	0
Fraud - Welfare	0	0	0	0
Fraud - Wire	0	0	0	0
Motor Vehicle Theft	79	5	3	2
Robbery	4	1	2	0
Stolen Property Offenses	2	2	3	0
Theft - Pocket-picking	0	0	0	0
Theft - Purse Snatching	0	0	0	0
Theft - Shoplifting	2	0	0	0
Theft From Building	64	5	2	1
Theft From Coin Machine	0	0	0	0
Theft From Motor Vehicle	32	0	0	0
Theft of Motor Vehicle Parts	49	1	0	0
Theft - All Other Larceny	96	2	4	0
<b>Crimes Against Society</b>				
Drug/Narcotic Violations	87	84	104	3
Drug/Narcotic Equipment Violations	41	38	6	1
Gambling - Betting/Wagering	1	1	0	0
Gambling - Operating/Promoting	0	0	1	0
Gambling - Equipment Violations	0	0	2	0
Gambling - Sports Tampering	0	0	0	0
Pornography/Obscene Material	0	0	0	0
Prostitution	3	3	3	0
Prostitution Assisting/Promoting	0	0	1	0
Weapon Law Violations	7	7	7	0
<b>Total Group A Offenses</b>	<b>1,213</b>	<b>315</b>	<b>272</b>	<b>21</b>



<b>2005 Population Estimate</b>	<b>N/A</b>
<b>Offense Overview</b>	
Offense Total	815
Number Cleared	414
Percent Cleared	50.80 %
Group A Crimes per 100,000 population	N/A
<b>Arrest Overview</b>	
Total Arrests	649
Adult Arrests	645
Juvenile Arrests	4
Unknown Age	0
Arrests per 100,000 population	N/A
Average number offenses/incident	1.21

<b>Domestic Violence Victims</b>		
Offense	Total	Arrests
Murder	0	0
Aggravated Assault	22	16
Simple Assault	71	68
Intimidation	4	1
Stalking	2	1
Forcible Rape	2	1
Forcible Sodomy	0	0
Sexual Assault W/Object	0	0
Forcible Fondling	3	3
Incest	0	0
Statutory Rape	0	0
Kidnaping/Abduction	2	1
<b>Total</b>	<b>106</b>	<b>91</b>

<b>TIBRS Group B Arrests</b>		
Offense	Adult	Juvenile
Bad Checks	29	0
Curfew/Vagrancy	0	0
Disorderly Conduct	4	0
DUI	59	0
Drunkenness	53	0
Family-Non Violent	1	0
Liquor Law Violations	3	1
Peeping Tom	0	0
Runaway	0	0
Trespass	8	0
All Other Offenses	156	0
<b>Total Group B</b>	<b>313</b>	<b>1</b>

<b>TIBRS Group A Offenses</b>	<b>Offenses</b>		<b>Arrests</b>	
	Reported	Cleared	Adult	Juvenile
<b>Crimes Against Persons</b>				
Murder	1	1	1	0
Negligent Manslaughter	0	0	0	0
Kidnaping/Abduction	2	2	1	0
Forcible Rape	2	2	1	0
Forcible Sodomy	1	1	1	0
Sexual Assault W/Object	0	0	0	0
Forcible Fondling	4	4	4	0
Incest	0	0	0	0
Statutory Rape	0	0	0	0
Aggravated Assault	61	61	31	0
Simple Assault	88	87	82	1
Intimidation	12	11	5	0
Stalking	2	2	1	0
<b>Crimes Against Property</b>				
Arson	7	3	2	0
Bribery	0	0	0	0
Burglary	180	28	36	2
Counterfeiting/Forgery	11	9	3	0
Destruction/Damage/Vandalism	101	20	11	0
Embezzlement	3	3	3	0
Extortion/Blackmail	0	0	0	0
Fraud - False Pretenses	27	19	7	0
Fraud - Credit Card/ATM	3	1	0	0
Fraud - Impersonation	5	3	3	0
Fraud - Welfare	0	0	0	0
Fraud - Wire	0	0	0	0
Motor Vehicle Theft	20	7	8	0
Robbery	0	0	0	0
Stolen Property Offenses	0	0	0	0
Theft - Pocket-picking	0	0	0	0
Theft - Purse Snatching	0	0	0	0
Theft - Shoplifting	6	6	9	0
Theft From Building	5	2	3	0
Theft From Coin Machine	3	1	1	0
Theft From Motor Vehicle	43	5	5	0
Theft of Motor Vehicle Parts	11	0	0	0
Theft - All Other Larceny	111	30	36	0
<b>Crimes Against Society</b>				
Drug/Narcotic Violations	57	57	61	0
Drug/Narcotic Equipment Violations	37	37	11	0
Gambling - Betting/Wagering	0	0	0	0
Gambling - Operating/Promoting	0	0	0	0
Gambling - Equipment Violations	0	0	0	0
Gambling - Sports Tampering	0	0	0	0
Pornography/Obscene Material	0	0	0	0
Prostitution	0	0	0	0
Prostitution Assisting/Promoting	0	0	0	0
Weapon Law Violations	12	12	6	0
<b>Total Group A Offenses</b>	<b>815</b>	<b>414</b>	<b>332</b>	<b>3</b>



# Franklin County Sheriff's Department - 2006

2005 Population Estimate N/A

## Offense Overview

Offense Total 758  
Number Cleared 159  
Percent Cleared 20.98 %

Group A Crimes per 100,000 population N/A

## Arrest Overview

Total Arrests 499  
Adult Arrests 497  
Juvenile Arrests 2  
Unknown Age 0

Arrests per 100,000 population N/A

Average number offenses/incident 1.08

## Domestic Violence Victims

Offense	Total	Arrests
Murder	0	0
Aggravated Assault	24	15
Simple Assault	112	56
Intimidation	36	5
Stalking	6	1
Forcible Rape	5	1
Forcible Sodomy	2	1
Sexual Assault W/Object	0	0
Forcible Fondling	2	0
Incest	0	0
Statutory Rape	0	0
Kidnaping/Abduction	0	0
<b>Total</b>	<b>187</b>	<b>79</b>

## TIBRS Group B Arrests

Offense	Adult	Juvenile
Bad Checks	15	0
Curfew/Vagrancy	0	0
Disorderly Conduct	7	0
DUI	45	2
Drunkenness	17	0
Family-Non Violent	5	0
Liquor Law Violations	2	0
Peeping Tom	0	0
Runaway	0	0
Trespass	2	0
All Other Offenses	259	0
<b>Total Group B</b>	<b>352</b>	<b>2</b>

TIBRS Group A Offenses	Offenses		Arrests	
	Reported	Cleared	Adult	Juvenile
<b>Crimes Against Persons</b>				
Murder	1	1	1	0
Negligent Manslaughter	0	0	0	0
Kidnaping/Abduction	0	0	0	0
Forcible Rape	9	1	1	0
Forcible Sodomy	2	2	1	0
Sexual Assault W/Object	0	0	0	0
Forcible Fondling	2	0	0	0
Incest	0	0	0	0
Statutory Rape	0	0	0	0
Aggravated Assault	44	29	27	0
Simple Assault	142	63	59	0
Intimidation	91	12	11	0
Stalking	15	2	2	0
<b>Crimes Against Property</b>				
Arson	6	1	1	0
Bribery	0	0	0	0
Burglary	91	3	4	0
Counterfeiting/Forgery	0	0	0	0
Destruction/Damage/Vandalism	86	1	1	0
Embezzlement	2	1	1	0
Extortion/Blackmail	0	0	0	0
Fraud - False Pretenses	17	2	2	0
Fraud - Credit Card/ATM	1	0	0	0
Fraud - Impersonation	16	3	3	0
Fraud - Welfare	0	0	0	0
Fraud - Wire	0	0	0	0
Motor Vehicle Theft	34	1	1	0
Robbery	2	0	0	0
Stolen Property Offenses	0	0	0	0
Theft - Pocket-picking	0	0	0	0
Theft - Purse Snatching	1	0	0	0
Theft - Shoplifting	2	1	1	0
Theft From Building	27	0	0	0
Theft From Coin Machine	1	0	0	0
Theft From Motor Vehicle	22	0	0	0
Theft of Motor Vehicle Parts	15	0	0	0
Theft - All Other Larceny	91	2	2	0
<b>Crimes Against Society</b>				
Drug/Narcotic Violations	28	24	23	0
Drug/Narcotic Equipment Violations	7	7	3	0
Gambling - Betting/Wagering	0	0	0	0
Gambling - Operating/Promoting	0	0	0	0
Gambling - Equipment Violations	0	0	0	0
Gambling - Sports Tampering	0	0	0	0
Pornography/Obscene Material	0	0	0	0
Prostitution	0	0	0	0
Prostitution Assisting/Promoting	1	1	1	0
Weapon Law Violations	2	2	0	0
<b>Total Group A Offenses</b>	<b>758</b>	<b>159</b>	<b>145</b>	<b>0</b>



# Gibson County Sheriff's Department - 2006

2005 Population Estimate N/A

## Offense Overview

Offense Total 627  
Number Cleared 141  
Percent Cleared 22.49 %

Group A Crimes per 100,000 population N/A

## Arrest Overview

Total Arrests 199  
Adult Arrests 170  
Juvenile Arrests 29  
Unknown Age 0

Arrests per 100,000 population N/A

Average number offenses/incident 1.11

## Domestic Violence Victims

Offense	Total	Arrests
Murder	0	0
Aggravated Assault	24	5
Simple Assault	72	18
Intimidation	16	0
Stalking	0	0
Forcible Rape	0	0
Forcible Sodomy	0	0
Sexual Assault W/Object	0	0
Forcible Fondling	1	1
Incest	0	0
Statutory Rape	0	0
Kidnaping/Abduction	1	0
<b>Total</b>	<b>114</b>	<b>24</b>

## TIBRS Group B Arrests

Offense	Adult	Juvenile
Bad Checks	41	0
Curfew/Vagrancy	0	0
Disorderly Conduct	4	1
DUI	7	0
Drunkenness	5	0
Family-Non Violent	0	1
Liquor Law Violations	2	5
Peeping Tom	0	0
Runaway	0	10
Trespass	2	0
All Other Offenses	22	4
<b>Total Group B</b>	<b>83</b>	<b>21</b>

TIBRS Group A Offenses	Offenses		Arrests	
	Reported	Cleared	Adult	Juvenile
<b>Crimes Against Persons</b>				
Murder	0	0	0	0
Negligent Manslaughter	0	0	0	0
Kidnaping/Abduction	3	0	0	0
Forcible Rape	1	1	2	0
Forcible Sodomy	0	0	0	0
Sexual Assault W/Object	1	1	0	0
Forcible Fondling	4	3	2	1
Incest	0	0	0	0
Statutory Rape	2	2	1	0
Aggravated Assault	53	23	10	0
Simple Assault	107	29	25	1
Intimidation	42	4	1	0
Stalking	1	0	0	0
<b>Crimes Against Property</b>				
Arson	5	2	0	1
Bribery	0	0	0	0
Burglary	85	11	7	1
Counterfeiting/Forgery	16	12	0	0
Destruction/Damage/Vandalism	116	14	11	1
Embezzlement	0	0	0	0
Extortion/Blackmail	0	0	0	0
Fraud - False Pretenses	1	0	0	0
Fraud - Credit Card/ATM	1	0	0	0
Fraud - Impersonation	6	1	1	0
Fraud - Welfare	0	0	0	0
Fraud - Wire	0	0	0	0
Motor Vehicle Theft	39	9	6	2
Robbery	2	0	0	0
Stolen Property Offenses	0	0	0	0
Theft - Pocket-picking	0	0	0	0
Theft - Purse Snatching	0	0	0	0
Theft - Shoplifting	0	0	0	0
Theft From Building	26	7	4	0
Theft From Coin Machine	0	0	0	0
Theft From Motor Vehicle	18	3	1	0
Theft of Motor Vehicle Parts	18	1	1	0
Theft - All Other Larceny	64	6	2	0
<b>Crimes Against Society</b>				
Drug/Narcotic Violations	10	9	12	1
Drug/Narcotic Equipment Violations	4	3	1	0
Gambling - Betting/Wagering	0	0	0	0
Gambling - Operating/Promoting	0	0	0	0
Gambling - Equipment Violations	0	0	0	0
Gambling - Sports Tampering	0	0	0	0
Pornography/Obscene Material	0	0	0	0
Prostitution	0	0	0	0
Prostitution Assisting/Promoting	0	0	0	0
Weapon Law Violations	2	0	0	0
<b>Total Group A Offenses</b>	<b>627</b>	<b>141</b>	<b>87</b>	<b>8</b>



<b>2005 Population Estimate</b>	<b>N/A</b>
<b>Offense Overview</b>	
Offense Total	925
Number Cleared	358
Percent Cleared	38.70 %
Group A Crimes per 100,000 population	N/A
<b>Arrest Overview</b>	
Total Arrests	891
Adult Arrests	862
Juvenile Arrests	29
Unknown Age	0
Arrests per 100,000 population	N/A
Average number offenses/incident	1.23

<b>Domestic Violence Victims</b>		
Offense	Total	Arrests
Murder	0	0
Aggravated Assault	48	28
Simple Assault	104	52
Intimidation	10	4
Stalking	0	0
Forcible Rape	0	0
Forcible Sodomy	0	0
Sexual Assault W/Object	0	0
Forcible Fondling	1	0
Incest	0	0
Statutory Rape	0	0
Kidnaping/Abduction	4	2
<b>Total</b>	<b>167</b>	<b>86</b>

<b>TIBRS Group B Arrests</b>		
Offense	Adult	Juvenile
Bad Checks	23	0
Curfew/Vagrancy	0	0
Disorderly Conduct	2	0
DUI	22	1
Drunkenness	56	2
Family-Non Violent	0	0
Liquor Law Violations	18	7
Peeping Tom	0	0
Runaway	0	0
Trespass	3	0
All Other Offenses	458	4
<b>Total Group B</b>	<b>582</b>	<b>14</b>

<b>TIBRS Group A Offenses</b>	<b>Offenses</b>		<b>Arrests</b>	
	Reported	Cleared	Adult	Juvenile
<b>Crimes Against Persons</b>				
Murder	0	0	0	0
Negligent Manslaughter	0	0	0	0
Kidnaping/Abduction	5	4	2	0
Forcible Rape	2	1	1	0
Forcible Sodomy	0	0	0	0
Sexual Assault W/Object	0	0	0	0
Forcible Fondling	1	1	0	0
Incest	0	0	0	0
Statutory Rape	2	1	1	0
Aggravated Assault	75	52	39	1
Simple Assault	149	77	66	5
Intimidation	31	7	5	0
Stalking	1	1	1	0
<b>Crimes Against Property</b>				
Arson	1	0	0	0
Bribery	0	0	0	0
Burglary	145	16	22	1
Counterfeiting/Forgery	21	6	4	0
Destruction/Damage/Vandalism	118	35	19	1
Embezzlement	2	2	1	0
Extortion/Blackmail	0	0	0	0
Fraud - False Pretenses	22	5	2	0
Fraud - Credit Card/ATM	2	0	0	0
Fraud - Impersonation	9	4	3	0
Fraud - Welfare	0	0	0	0
Fraud - Wire	0	0	0	0
Motor Vehicle Theft	36	4	4	0
Robbery	3	2	4	1
Stolen Property Offenses	1	1	1	0
Theft - Pocket-picking	0	0	0	0
Theft - Purse Snatching	0	0	0	0
Theft - Shoplifting	3	3	1	0
Theft From Building	5	0	0	0
Theft From Coin Machine	0	0	0	0
Theft From Motor Vehicle	32	5	4	0
Theft of Motor Vehicle Parts	16	3	1	0
Theft - All Other Larceny	131	18	11	0
<b>Crimes Against Society</b>				
Drug/Narcotic Violations	65	64	64	6
Drug/Narcotic Equipment Violations	33	33	10	0
Gambling - Betting/Wagering	1	1	4	0
Gambling - Operating/Promoting	0	0	0	0
Gambling - Equipment Violations	2	2	3	0
Gambling - Sports Tampering	0	0	0	0
Pornography/Obscene Material	0	0	0	0
Prostitution	0	0	0	0
Prostitution Assisting/Promoting	0	0	0	0
Weapon Law Violations	11	10	7	0
<b>Total Group A Offenses</b>	<b>925</b>	<b>358</b>	<b>280</b>	<b>15</b>



<b>2005 Population Estimate</b>	<b>N/A</b>
<b>Offense Overview</b>	
Offense Total	646
Number Cleared	193
Percent Cleared	29.88 %
Group A Crimes per 100,000 population	N/A
<b>Arrest Overview</b>	
Total Arrests	483
Adult Arrests	458
Juvenile Arrests	25
Unknown Age	0
Arrests per 100,000 population	N/A
Average number offenses/incident	1.08

<b>Domestic Violence Victims</b>		
Offense	Total	Arrests
Murder	0	0
Aggravated Assault	9	9
Simple Assault	66	41
Intimidation	14	10
Stalking	0	0
Forcible Rape	0	0
Forcible Sodomy	0	0
Sexual Assault W/Object	0	0
Forcible Fondling	0	0
Incest	0	0
Statutory Rape	0	0
Kidnaping/Abduction	1	1
<b>Total</b>	<b>90</b>	<b>61</b>

<b>TIBRS Group B Arrests</b>		
Offense	Adult	Juvenile
Bad Checks	33	0
Curfew/Vagrancy	0	0
Disorderly Conduct	11	0
DUI	32	0
Drunkenness	27	0
Family-Non Violent	5	0
Liquor Law Violations	9	8
Peeping Tom	0	0
Runaway	0	1
Trespass	18	0
All Other Offenses	142	4
<b>Total Group B</b>	<b>277</b>	<b>13</b>

<b>TIBRS Group A Offenses</b>	<b>Offenses</b>		<b>Arrests</b>	
	Reported	Cleared	Adult	Juvenile
<b>Crimes Against Persons</b>				
Murder	0	0	0	0
Negligent Manslaughter	0	0	0	0
Kidnaping/Abduction	1	1	1	0
Forcible Rape	2	1	1	0
Forcible Sodomy	0	0	0	0
Sexual Assault W/Object	0	0	0	0
Forcible Fondling	0	0	0	0
Incest	0	0	0	0
Statutory Rape	1	0	0	0
Aggravated Assault	25	19	18	2
Simple Assault	111	59	53	2
Intimidation	22	13	11	0
Stalking	1	0	0	0
<b>Crimes Against Property</b>				
Arson	0	0	0	0
Bribery	1	0	0	0
Burglary	56	5	7	0
Counterfeiting/Forgery	7	2	2	0
Destruction/Damage/Vandalism	98	11	8	5
Embezzlement	0	0	0	0
Extortion/Blackmail	0	0	0	0
Fraud - False Pretenses	3	2	3	0
Fraud - Credit Card/ATM	7	0	0	0
Fraud - Impersonation	7	0	0	0
Fraud - Welfare	0	0	0	0
Fraud - Wire	3	0	0	0
Motor Vehicle Theft	20	7	7	1
Robbery	0	0	0	0
Stolen Property Offenses	0	0	0	0
Theft - Pocket-picking	2	0	0	0
Theft - Purse Snatching	1	1	1	0
Theft - Shoplifting	5	4	4	0
Theft From Building	87	10	6	1
Theft From Coin Machine	0	0	0	0
Theft From Motor Vehicle	42	2	2	0
Theft of Motor Vehicle Parts	6	0	0	0
Theft - All Other Larceny	79	6	7	1
<b>Crimes Against Society</b>				
Drug/Narcotic Violations	37	33	45	0
Drug/Narcotic Equipment Violations	19	14	4	0
Gambling - Betting/Wagering	0	0	0	0
Gambling - Operating/Promoting	0	0	0	0
Gambling - Equipment Violations	0	0	0	0
Gambling - Sports Tampering	0	0	0	0
Pornography/Obscene Material	0	0	0	0
Prostitution	0	0	0	0
Prostitution Assisting/Promoting	0	0	0	0
Weapon Law Violations	3	3	1	0
<b>Total Group A Offenses</b>	<b>646</b>	<b>193</b>	<b>181</b>	<b>12</b>



# Greene County Sheriff's Department - 2006

**2005 Population Estimate** N/A

**Offense Overview**

Offense Total 2,906  
 Number Cleared 657  
 Percent Cleared 22.61 %

Group A Crimes per 100,000 population N/A

**Arrest Overview**

Total Arrests 1,701  
 Adult Arrests 1,662  
 Juvenile Arrests 39  
 Unknown Age 0

Arrests per 100,000 population N/A

Average number offenses/incident 1.14

**Domestic Violence Victims**

Offense	Total	Arrests
Murder	1	0
Aggravated Assault	85	41
Simple Assault	290	139
Intimidation	30	17
Stalking	0	0
Forcible Rape	1	0
Forcible Sodomy	0	0
Sexual Assault W/Object	0	0
Forcible Fondling	1	0
Incest	0	0
Statutory Rape	2	0
Kidnaping/Abduction	3	0
<b>Total</b>	<b>413</b>	<b>197</b>

**TIBRS Group B Arrests**

Offense	Adult	Juvenile
Bad Checks	364	0
Curfew/Vagrancy	0	0
Disorderly Conduct	11	0
DUI	172	0
Drunkenness	133	0
Family-Non Violent	53	0
Liquor Law Violations	6	8
Peeping Tom	0	0
Runaway	0	17
Trespass	8	0
All Other Offenses	463	2
<b>Total Group B</b>	<b>1,210</b>	<b>27</b>

TIBRS Group A Offenses	Offenses		Arrests	
	Reported	Cleared	Adult	Juvenile
<b>Crimes Against Persons</b>				
Murder	3	2	0	0
Negligent Manslaughter	0	0	0	0
Kidnaping/Abduction	4	1	1	0
Forcible Rape	12	3	0	0
Forcible Sodomy	0	0	0	0
Sexual Assault W/Object	0	0	0	0
Forcible Fondling	7	2	1	0
Incest	0	0	0	0
Statutory Rape	6	0	0	0
Aggravated Assault	194	78	69	1
Simple Assault	415	201	160	2
Intimidation	66	29	21	3
Stalking	0	0	0	0
<b>Crimes Against Property</b>				
Arson	21	2	2	0
Bribery	0	0	0	0
Burglary	518	43	35	3
Counterfeiting/Forgery	97	22	3	0
Destruction/Damage/Vandalism	409	21	8	0
Embezzlement	15	3	3	0
Extortion/Blackmail	0	0	0	0
Fraud - False Pretenses	133	24	2	0
Fraud - Credit Card/ATM	8	0	0	0
Fraud - Impersonation	20	9	8	0
Fraud - Welfare	0	0	0	0
Fraud - Wire	0	0	0	0
Motor Vehicle Theft	107	21	8	0
Robbery	9	2	1	0
Stolen Property Offenses	2	1	1	0
Theft - Pocket-picking	2	1	0	0
Theft - Purse Snatching	1	0	0	0
Theft - Shoplifting	11	3	2	0
Theft From Building	242	34	18	0
Theft From Coin Machine	6	0	0	0
Theft From Motor Vehicle	123	6	4	0
Theft of Motor Vehicle Parts	70	1	2	0
Theft - All Other Larceny	264	11	6	0
<b>Crimes Against Society</b>				
Drug/Narcotic Violations	74	72	77	3
Drug/Narcotic Equipment Violations	53	52	12	0
Gambling - Betting/Wagering	0	0	0	0
Gambling - Operating/Promoting	0	0	0	0
Gambling - Equipment Violations	0	0	0	0
Gambling - Sports Tampering	0	0	0	0
Pornography/Obscene Material	0	0	0	0
Prostitution	0	0	0	0
Prostitution Assisting/Promoting	0	0	0	0
Weapon Law Violations	14	13	8	0
<b>Total Group A Offenses</b>	<b>2,906</b>	<b>657</b>	<b>452</b>	<b>12</b>





2005 Population Estimate N/A

**Offense Overview**

Offense Total 403  
Number Cleared 149  
Percent Cleared 36.97 %

Group A Crimes per 100,000 population N/A

**Arrest Overview**

Total Arrests 362  
Adult Arrests 362  
Juvenile Arrests 0  
Unknown Age 0

Arrests per 100,000 population N/A

Average number offenses/incident 1.05

**Domestic Violence Victims**

Offense	Total	Arrests
Murder	0	0
Aggravated Assault	24	24
Simple Assault	11	10
Intimidation	4	2
Stalking	0	0
Forcible Rape	0	0
Forcible Sodomy	0	0
Sexual Assault W/Object	0	0
Forcible Fondling	0	0
Incest	0	0
Statutory Rape	0	0
Kidnaping/Abduction	0	0
<b>Total</b>	<b>39</b>	<b>36</b>

**TIBRS Group B Arrests**

Offense	Adult	Juvenile
Bad Checks	2	0
Curfew/Vagrancy	0	0
Disorderly Conduct	15	0
DUI	13	0
Drunkenness	15	0
Family-Non Violent	3	0
Liquor Law Violations	0	0
Peeping Tom	0	0
Runaway	0	0
Trespass	1	0
All Other Offenses	173	0
<b>Total Group B</b>	<b>222</b>	<b>0</b>

TIBRS Group A Offenses	Offenses		Arrests	
	Reported	Cleared	Adult	Juvenile
<b>Crimes Against Persons</b>				
Murder	1	1	1	0
Negligent Manslaughter	0	0	0	0
Kidnaping/Abduction	0	0	0	0
Forcible Rape	0	0	0	0
Forcible Sodomy	0	0	0	0
Sexual Assault W/Object	0	0	0	0
Forcible Fondling	2	0	0	0
Incest	0	0	0	0
Statutory Rape	0	0	0	0
Aggravated Assault	86	52	50	0
Simple Assault	40	22	18	0
Intimidation	30	9	8	0
Stalking	0	0	0	0
<b>Crimes Against Property</b>				
Arson	6	3	2	0
Bribery	0	0	0	0
Burglary	39	2	2	0
Counterfeiting/Forgery	2	1	1	0
Destruction/Damage/Vandalism	62	14	14	0
Embezzlement	0	0	0	0
Extortion/Blackmail	0	0	0	0
Fraud - False Pretenses	4	1	1	0
Fraud - Credit Card/ATM	1	0	0	0
Fraud - Impersonation	0	0	0	0
Fraud - Welfare	0	0	0	0
Fraud - Wire	0	0	0	0
Motor Vehicle Theft	35	2	2	0
Robbery	0	0	1	0
Stolen Property Offenses	33	6	6	0
Theft - Pocket-picking	0	0	0	0
Theft - Purse Snatching	1	0	0	0
Theft - Shoplifting	2	0	0	0
Theft From Building	3	0	0	0
Theft From Coin Machine	0	0	0	0
Theft From Motor Vehicle	9	0	0	0
Theft of Motor Vehicle Parts	2	0	0	0
Theft - All Other Larceny	6	0	0	0
<b>Crimes Against Society</b>				
Drug/Narcotic Violations	25	25	24	0
Drug/Narcotic Equipment Violations	9	8	8	0
Gambling - Betting/Wagering	0	0	0	0
Gambling - Operating/Promoting	0	0	0	0
Gambling - Equipment Violations	0	0	0	0
Gambling - Sports Tampering	0	0	0	0
Pornography/Obscene Material	0	0	0	0
Prostitution	0	0	0	0
Prostitution Assisting/Promoting	0	0	0	0
Weapon Law Violations	5	3	2	0
<b>Total Group A Offenses</b>	<b>403</b>	<b>149</b>	<b>140</b>	<b>0</b>



**2005 Population Estimate** N/A

**Offense Overview**

Offense Total 1,411  
 Number Cleared 548  
 Percent Cleared 38.84 %

Group A Crimes per 100,000 population N/A

**Arrest Overview**

Total Arrests 1,360  
 Adult Arrests 1,326  
 Juvenile Arrests 34  
 Unknown Age 0

Arrests per 100,000 population N/A

Average number offenses/incident 1.13

**Domestic Violence Victims**

Offense	Total	Arrests
Murder	1	1
Aggravated Assault	56	36
Simple Assault	130	73
Intimidation	34	7
Stalking	3	1
Forcible Rape	1	1
Forcible Sodomy	2	2
Sexual Assault W/Object	1	0
Forcible Fondling	0	0
Incest	0	0
Statutory Rape	0	0
Kidnaping/Abduction	0	0
<b>Total</b>	<b>228</b>	<b>121</b>

**TIBRS Group B Arrests**

Offense	Adult	Juvenile
Bad Checks	103	0
Curfew/Vagrancy	0	0
Disorderly Conduct	6	0
DUI	29	0
Drunkenness	109	0
Family-Non Violent	65	0
Liquor Law Violations	0	0
Peeping Tom	0	0
Runaway	0	10
Trespass	4	0
All Other Offenses	628	0
<b>Total Group B</b>	<b>944</b>	<b>10</b>

TIBRS Group A Offenses	Offenses		Arrests	
	Reported	Cleared	Adult	Juvenile
<b>Crimes Against Persons</b>				
Murder	1	1	1	0
Negligent Manslaughter	0	0	0	0
Kidnaping/Abduction	1	0	0	0
Forcible Rape	1	1	1	0
Forcible Sodomy	2	2	1	1
Sexual Assault W/Object	1	1	0	0
Forcible Fondling	1	0	0	0
Incest	0	0	0	0
Statutory Rape	4	3	2	0
Aggravated Assault	126	86	68	2
Simple Assault	186	107	91	6
Intimidation	95	22	9	0
Stalking	3	1	0	0
<b>Crimes Against Property</b>				
Arson	4	0	0	0
Bribery	0	0	0	0
Burglary	181	38	26	6
Counterfeiting/Forgery	7	4	6	0
Destruction/Damage/Vandalism	164	43	17	1
Embezzlement	5	2	1	0
Extortion/Blackmail	0	0	0	0
Fraud - False Pretenses	34	14	8	0
Fraud - Credit Card/ATM	10	1	1	0
Fraud - Impersonation	20	9	8	0
Fraud - Welfare	0	0	0	0
Fraud - Wire	0	0	0	0
Motor Vehicle Theft	46	18	10	2
Robbery	12	2	1	0
Stolen Property Offenses	2	2	2	0
Theft - Pocket-picking	0	0	0	0
Theft - Purse Snatching	0	0	0	0
Theft - Shoplifting	6	2	2	0
Theft From Building	129	44	24	4
Theft From Coin Machine	1	0	0	0
Theft From Motor Vehicle	63	7	2	0
Theft of Motor Vehicle Parts	60	0	0	0
Theft - All Other Larceny	124	19	9	0
<b>Crimes Against Society</b>				
Drug/Narcotic Violations	80	79	89	2
Drug/Narcotic Equipment Violations	32	31	2	0
Gambling - Betting/Wagering	0	0	0	0
Gambling - Operating/Promoting	0	0	0	0
Gambling - Equipment Violations	1	1	0	0
Gambling - Sports Tampering	0	0	0	0
Pornography/Obscene Material	0	0	0	0
Prostitution	0	0	0	0
Prostitution Assisting/Promoting	0	0	0	0
Weapon Law Violations	9	8	1	0
<b>Total Group A Offenses</b>	<b>1,411</b>	<b>548</b>	<b>382</b>	<b>24</b>



<b>2005 Population Estimate</b>	<b>N/A</b>
<b>Offense Overview</b>	
Offense Total	5,110
Number Cleared	2,347
Percent Cleared	45.93 %
Group A Crimes per 100,000 population	N/A
<b>Arrest Overview</b>	
Total Arrests	6,627
Adult Arrests	6,248
Juvenile Arrests	379
Unknown Age	0
Arrests per 100,000 population	N/A
Average number offenses/incident	1.17

<b>Domestic Violence Victims</b>		
Offense	Total	Arrests
Murder	3	1
Aggravated Assault	109	70
Simple Assault	494	273
Intimidation	89	23
Stalking	8	5
Forcible Rape	4	2
Forcible Sodomy	4	2
Sexual Assault W/Object	7	0
Forcible Fondling	10	0
Incest	0	0
Statutory Rape	7	3
Kidnaping/Abduction	12	5
<b>Total</b>	<b>747</b>	<b>384</b>

<b>TIBRS Group B Arrests</b>		
Offense	Adult	Juvenile
Bad Checks	521	0
Curfew/Vagrancy	0	42
Disorderly Conduct	27	14
DUI	195	2
Drunkenness	78	3
Family-Non Violent	360	0
Liquor Law Violations	112	79
Peeping Tom	0	0
Runaway	0	17
Trespass	15	11
All Other Offenses	3,575	44
<b>Total Group B</b>	<b>4,883</b>	<b>212</b>

<b>TIBRS Group A Offenses</b>	<b>Offenses</b>		<b>Arrests</b>	
	Reported	Cleared	Adult	Juvenile
<b>Crimes Against Persons</b>				
Murder	5	4	2	0
Negligent Manslaughter	0	0	0	0
Kidnaping/Abduction	14	13	11	0
Forcible Rape	16	7	7	1
Forcible Sodomy	11	8	3	2
Sexual Assault W/Object	9	4	0	0
Forcible Fondling	41	16	13	2
Incest	0	0	0	0
Statutory Rape	14	10	7	0
Aggravated Assault	266	204	118	18
Simple Assault	764	580	329	33
Intimidation	306	153	42	1
Stalking	16	9	6	0
<b>Crimes Against Property</b>				
Arson	14	5	3	3
Bribery	1	1	1	0
Burglary	463	80	67	15
Counterfeiting/Forgery	88	41	22	3
Destruction/Damage/Vandalism	732	145	39	10
Embezzlement	12	9	3	0
Extortion/Blackmail	0	0	0	0
Fraud - False Pretenses	139	65	25	0
Fraud - Credit Card/ATM	41	16	1	1
Fraud - Impersonation	83	63	38	3
Fraud - Welfare	1	0	0	0
Fraud - Wire	7	0	0	0
Motor Vehicle Theft	130	51	28	6
Robbery	14	7	5	1
Stolen Property Offenses	22	20	38	2
Theft - Pocket-picking	6	2	0	0
Theft - Purse Snatching	0	0	0	0
Theft - Shoplifting	32	15	10	0
Theft From Building	274	78	25	14
Theft From Coin Machine	8	2	4	0
Theft From Motor Vehicle	274	22	18	1
Theft of Motor Vehicle Parts	113	12	3	2
Theft - All Other Larceny	385	41	26	4
<b>Crimes Against Society</b>				
Drug/Narcotic Violations	546	425	384	39
Drug/Narcotic Equipment Violations	217	196	74	5
Gambling - Betting/Wagering	0	0	0	0
Gambling - Operating/Promoting	0	0	0	0
Gambling - Equipment Violations	0	0	0	0
Gambling - Sports Tampering	0	0	0	0
Pornography/Obscene Material	5	4	0	0
Prostitution	2	2	2	0
Prostitution Assisting/Promoting	1	1	0	0
Weapon Law Violations	38	36	11	1
<b>Total Group A Offenses</b>	<b>5,110</b>	<b>2,347</b>	<b>1,365</b>	<b>167</b>



# Hancock County Sheriff's Department - 2006

<b>2005 Population Estimate</b>	N/A
<b>Offense Overview</b>	
Offense Total	143
Number Cleared	10
Percent Cleared	6.99 %
Group A Crimes per 100,000 population	N/A

<b>Arrest Overview</b>	
Total Arrests	120
Adult Arrests	120
Juvenile Arrests	0
Unknown Age	0
Arrests per 100,000 population	N/A
Average number offenses/incident	1.01

Domestic Violence Victims		
Offense	Total	Arrests
Murder	0	0
Aggravated Assault	0	0
Simple Assault	0	0
Intimidation	0	0
Stalking	0	0
Forcible Rape	0	0
Forcible Sodomy	0	0
Sexual Assault W/Object	0	0
Forcible Fondling	0	0
Incest	0	0
Statutory Rape	0	0
Kidnaping/Abduction	0	0
<b>Total</b>	<b>0</b>	<b>0</b>

TIBRS Group B Arrests		
Offense	Adult	Juvenile
Bad Checks	0	0
Curfew/Vagrancy	0	0
Disorderly Conduct	1	0
DUI	32	0
Drunkenness	36	0
Family-Non Violent	0	0
Liquor Law Violations	0	0
Peeping Tom	0	0
Runaway	0	0
Trespass	3	0
All Other Offenses	39	0
<b>Total Group B</b>	<b>111</b>	<b>0</b>

TIBRS Group A Offenses	Offenses		Arrests	
	Reported	Cleared	Adult	Juvenile
<b>Crimes Against Persons</b>				
Murder	0	0	0	0
Negligent Manslaughter	0	0	0	0
Kidnaping/Abduction	0	0	0	0
Forcible Rape	0	0	0	0
Forcible Sodomy	0	0	0	0
Sexual Assault W/Object	0	0	0	0
Forcible Fondling	0	0	0	0
Incest	0	0	0	0
Statutory Rape	0	0	0	0
Aggravated Assault	2	0	0	0
Simple Assault	5	0	0	0
Intimidation	0	0	0	0
Stalking	0	0	0	0
<b>Crimes Against Property</b>				
Arson	0	0	0	0
Bribery	0	0	0	0
Burglary	41	2	1	0
Counterfeiting/Forgery	5	2	1	0
Destruction/Damage/Vandalism	19	0	0	0
Embezzlement	0	0	0	0
Extortion/Blackmail	0	0	0	0
Fraud - False Pretenses	1	1	0	0
Fraud - Credit Card/ATM	2	0	0	0
Fraud - Impersonation	2	0	0	0
Fraud - Welfare	0	0	0	0
Fraud - Wire	0	0	0	0
Motor Vehicle Theft	5	0	0	0
Robbery	1	0	0	0
Stolen Property Offenses	0	0	0	0
Theft - Pocket-picking	0	0	0	0
Theft - Purse Snatching	0	0	0	0
Theft - Shoplifting	0	0	0	0
Theft From Building	40	4	3	0
Theft From Coin Machine	1	0	0	0
Theft From Motor Vehicle	9	0	0	0
Theft of Motor Vehicle Parts	1	0	0	0
Theft - All Other Larceny	9	1	4	0
<b>Crimes Against Society</b>				
Drug/Narcotic Violations	0	0	0	0
Drug/Narcotic Equipment Violations	0	0	0	0
Gambling - Betting/Wagering	0	0	0	0
Gambling - Operating/Promoting	0	0	0	0
Gambling - Equipment Violations	0	0	0	0
Gambling - Sports Tampering	0	0	0	0
Pornography/Obscene Material	0	0	0	0
Prostitution	0	0	0	0
Prostitution Assisting/Promoting	0	0	0	0
Weapon Law Violations	0	0	0	0
<b>Total Group A Offenses</b>	<b>143</b>	<b>10</b>	<b>9</b>	<b>0</b>



**2005 Population Estimate** N/A

**Offense Overview**

Offense Total 968  
 Number Cleared 373  
 Percent Cleared 38.53 %

Group A Crimes per 100,000 population N/A

**Arrest Overview**

Total Arrests 779  
 Adult Arrests 758  
 Juvenile Arrests 21  
 Unknown Age 0

Arrests per 100,000 population N/A

Average number offenses/incident 1.13

**Domestic Violence Victims**

Offense	Total	Arrests
Murder	0	0
Aggravated Assault	45	32
Simple Assault	92	58
Intimidation	12	2
Stalking	3	0
Forcible Rape	2	0
Forcible Sodomy	0	0
Sexual Assault W/Object	0	0
Forcible Fondling	0	0
Incest	0	0
Statutory Rape	2	2
Kidnaping/Abduction	0	0
<b>Total</b>	<b>156</b>	<b>94</b>

**TIBRS Group B Arrests**

Offense	Adult	Juvenile
Bad Checks	5	0
Curfew/Vagrancy	0	0
Disorderly Conduct	9	0
DUI	11	0
Drunkenness	6	0
Family-Non Violent	1	0
Liquor Law Violations	0	0
Peeping Tom	0	0
Runaway	0	0
Trespass	5	0
All Other Offenses	403	0
<b>Total Group B</b>	<b>440</b>	<b>0</b>

TIBRS Group A Offenses	Offenses		Arrests	
	Reported	Cleared	Adult	Juvenile
<b>Crimes Against Persons</b>				
Murder	0	0	0	0
Negligent Manslaughter	0	0	0	0
Kidnaping/Abduction	1	0	0	0
Forcible Rape	9	4	4	0
Forcible Sodomy	1	0	0	0
Sexual Assault W/Object	0	0	0	0
Forcible Fondling	4	2	2	0
Incest	0	0	0	0
Statutory Rape	4	3	3	1
Aggravated Assault	98	77	71	1
Simple Assault	143	101	77	10
Intimidation	39	13	8	0
Stalking	5	3	2	0
<b>Crimes Against Property</b>				
Arson	2	0	0	0
Bribery	0	0	0	0
Burglary	161	32	37	5
Counterfeiting/Forgery	17	0	0	0
Destruction/Damage/Vandalism	121	31	12	0
Embezzlement	0	0	0	0
Extortion/Blackmail	0	0	0	0
Fraud - False Pretenses	5	0	0	0
Fraud - Credit Card/ATM	1	0	0	0
Fraud - Impersonation	5	0	0	0
Fraud - Welfare	0	0	0	0
Fraud - Wire	1	0	0	0
Motor Vehicle Theft	71	6	8	0
Robbery	10	2	1	0
Stolen Property Offenses	3	3	5	1
Theft - Pocket-picking	0	0	0	0
Theft - Purse Snatching	0	0	0	0
Theft - Shoplifting	0	0	0	0
Theft From Building	30	7	7	0
Theft From Coin Machine	3	0	0	0
Theft From Motor Vehicle	33	2	0	0
Theft of Motor Vehicle Parts	32	0	0	0
Theft - All Other Larceny	86	11	14	0
<b>Crimes Against Society</b>				
Drug/Narcotic Violations	41	39	49	3
Drug/Narcotic Equipment Violations	14	13	8	0
Gambling - Betting/Wagering	0	0	0	0
Gambling - Operating/Promoting	0	0	0	0
Gambling - Equipment Violations	0	0	0	0
Gambling - Sports Tampering	0	0	0	0
Pornography/Obscene Material	0	0	0	0
Prostitution	0	0	0	0
Prostitution Assisting/Promoting	0	0	0	0
Weapon Law Violations	28	24	10	0
<b>Total Group A Offenses</b>	<b>968</b>	<b>373</b>	<b>318</b>	<b>21</b>



# Hardin County Sheriff's Department - 2006

**2005 Population Estimate** N/A

**Offense Overview**

Offense Total 1,346  
 Number Cleared 410  
 Percent Cleared 30.46 %

Group A Crimes per 100,000 population N/A

**Arrest Overview**

Total Arrests 993  
 Adult Arrests 966  
 Juvenile Arrests 27  
 Unknown Age 0

Arrests per 100,000 population N/A

Average number offenses/incident 1.19

**Domestic Violence Victims**

Offense	Total	Arrests
Murder	2	2
Aggravated Assault	40	15
Simple Assault	120	71
Intimidation	35	1
Stalking	2	1
Forcible Rape	0	0
Forcible Sodomy	2	0
Sexual Assault W/Object	0	0
Forcible Fondling	1	1
Incest	0	0
Statutory Rape	0	0
Kidnaping/Abduction	0	0
<b>Total</b>	<b>202</b>	<b>91</b>

**TIBRS Group B Arrests**

Offense	Adult	Juvenile
Bad Checks	238	0
Curfew/Vagrancy	0	0
Disorderly Conduct	3	0
DUI	29	1
Drunkenness	70	0
Family-Non Violent	0	0
Liquor Law Violations	4	0
Peeping Tom	0	0
Runaway	0	2
Trespass	11	2
All Other Offenses	308	2
<b>Total Group B</b>	<b>663</b>	<b>7</b>

TIBRS Group A Offenses	Offenses		Arrests	
	Reported	Cleared	Adult	Juvenile
<b>Crimes Against Persons</b>				
Murder	3	3	2	0
Negligent Manslaughter	0	0	0	0
Kidnaping/Abduction	0	0	0	0
Forcible Rape	1	1	0	0
Forcible Sodomy	2	0	0	0
Sexual Assault W/Object	1	0	0	0
Forcible Fondling	3	2	2	0
Incest	0	0	0	0
Statutory Rape	1	0	0	0
Aggravated Assault	109	48	28	2
Simple Assault	177	96	82	1
Intimidation	106	5	2	0
Stalking	3	1	1	0
<b>Crimes Against Property</b>				
Arson	8	2	2	0
Bribery	0	0	0	0
Burglary	235	23	15	4
Counterfeiting/Forgery	20	18	8	0
Destruction/Damage/Vandalism	160	15	12	0
Embezzlement	2	0	0	0
Extortion/Blackmail	0	0	0	0
Fraud - False Pretenses	32	21	2	0
Fraud - Credit Card/ATM	3	0	1	0
Fraud - Impersonation	8	2	1	0
Fraud - Welfare	0	0	0	0
Fraud - Wire	3	1	0	0
Motor Vehicle Theft	46	15	7	8
Robbery	4	2	3	0
Stolen Property Offenses	2	1	1	0
Theft - Pocket-picking	0	0	0	0
Theft - Purse Snatching	0	0	0	0
Theft - Shoplifting	6	3	4	0
Theft From Building	81	22	17	0
Theft From Coin Machine	0	0	0	0
Theft From Motor Vehicle	39	1	1	0
Theft of Motor Vehicle Parts	16	1	1	0
Theft - All Other Larceny	170	22	29	1
<b>Crimes Against Society</b>				
Drug/Narcotic Violations	64	64	72	4
Drug/Narcotic Equipment Violations	29	29	5	0
Gambling - Betting/Wagering	0	0	0	0
Gambling - Operating/Promoting	0	0	0	0
Gambling - Equipment Violations	0	0	0	0
Gambling - Sports Tampering	0	0	0	0
Pornography/Obscene Material	0	0	0	0
Prostitution	0	0	0	0
Prostitution Assisting/Promoting	0	0	0	0
Weapon Law Violations	12	12	5	0
<b>Total Group A Offenses</b>	<b>1,346</b>	<b>410</b>	<b>303</b>	<b>20</b>



# Hawkins County Sheriff's Department - 2006

**2005 Population Estimate** N/A

## Offense Overview

Offense Total 2,161  
Number Cleared 460  
Percent Cleared 21.29 %

Group A Crimes per 100,000 population N/A

## Arrest Overview

Total Arrests 861  
Adult Arrests 851  
Juvenile Arrests 10  
Unknown Age 0

Arrests per 100,000 population N/A

Average number offenses/incident 1.04

## Domestic Violence Victims

Offense	Total	Arrests
Murder	1	1
Aggravated Assault	12	8
Simple Assault	108	51
Intimidation	3	0
Stalking	0	0
Forcible Rape	1	1
Forcible Sodomy	0	0
Sexual Assault W/Object	0	0
Forcible Fondling	0	0
Incest	0	0
Statutory Rape	0	0
Kidnaping/Abduction	0	0
<b>Total</b>	<b>125</b>	<b>61</b>

## TIBRS Group B Arrests

Offense	Adult	Juvenile
Bad Checks	2	0
Curfew/Vagrancy	0	0
Disorderly Conduct	3	0
DUI	76	0
Drunkenness	87	1
Family-Non Violent	1	0
Liquor Law Violations	4	1
Peeping Tom	0	0
Runaway	0	0
Trespass	3	0
All Other Offenses	409	1
<b>Total Group B</b>	<b>585</b>	<b>3</b>

TIBRS Group A Offenses	Offenses		Arrests	
	Reported	Cleared	Adult	Juvenile
<b>Crimes Against Persons</b>				
Murder	1	1	1	0
Negligent Manslaughter	0	0	0	0
Kidnaping/Abduction	1	0	0	0
Forcible Rape	6	1	1	0
Forcible Sodomy	0	0	0	0
Sexual Assault W/Object	0	0	0	0
Forcible Fondling	9	1	0	0
Incest	0	0	0	0
Statutory Rape	3	0	0	0
Aggravated Assault	58	24	20	0
Simple Assault	470	196	124	4
Intimidation	227	40	1	0
Stalking	0	0	0	0
<b>Crimes Against Property</b>				
Arson	3	0	0	0
Bribery	0	0	0	0
Burglary	348	16	10	0
Counterfeiting/Forgery	27	5	6	0
Destruction/Damage/Vandalism	310	54	29	2
Embezzlement	0	0	0	0
Extortion/Blackmail	0	0	0	0
Fraud - False Pretenses	0	0	0	0
Fraud - Credit Card/ATM	8	0	0	0
Fraud - Impersonation	0	0	0	0
Fraud - Welfare	0	0	0	0
Fraud - Wire	0	0	0	0
Motor Vehicle Theft	67	8	3	1
Robbery	6	3	1	0
Stolen Property Offenses	0	0	0	0
Theft - Pocket-picking	0	0	0	0
Theft - Purse Snatching	0	0	0	0
Theft - Shoplifting	1	1	1	0
Theft From Building	140	14	4	0
Theft From Coin Machine	0	0	0	0
Theft From Motor Vehicle	80	4	1	0
Theft of Motor Vehicle Parts	29	0	0	0
Theft - All Other Larceny	298	23	7	0
<b>Crimes Against Society</b>				
Drug/Narcotic Violations	43	43	50	0
Drug/Narcotic Equipment Violations	24	24	6	0
Gambling - Betting/Wagering	0	0	0	0
Gambling - Operating/Promoting	0	0	0	0
Gambling - Equipment Violations	0	0	0	0
Gambling - Sports Tampering	0	0	0	0
Pornography/Obscene Material	0	0	0	0
Prostitution	0	0	0	0
Prostitution Assisting/Promoting	0	0	0	0
Weapon Law Violations	2	2	1	0
<b>Total Group A Offenses</b>	<b>2,161</b>	<b>460</b>	<b>266</b>	<b>7</b>



<b>2005 Population Estimate</b>	<b>N/A</b>
<b>Offense Overview</b>	
Offense Total	460
Number Cleared	100
Percent Cleared	21.74 %
Group A Crimes per 100,000 population	N/A
<b>Arrest Overview</b>	
Total Arrests	680
Adult Arrests	677
Juvenile Arrests	3
Unknown Age	0
Arrests per 100,000 population	N/A
Average number offenses/incident	1.12

<b>Domestic Violence Victims</b>		
Offense	Total	Arrests
Murder	0	0
Aggravated Assault	14	6
Simple Assault	68	17
Intimidation	14	3
Stalking	2	0
Forcible Rape	1	1
Forcible Sodomy	0	0
Sexual Assault W/Object	0	0
Forcible Fondling	0	0
Incest	0	0
Statutory Rape	2	1
Kidnaping/Abduction	1	0
<b>Total</b>	<b>102</b>	<b>28</b>

<b>TIBRS Group B Arrests</b>		
Offense	Adult	Juvenile
Bad Checks	126	0
Curfew/Vagrancy	0	0
Disorderly Conduct	3	0
DUI	21	0
Drunkenness	0	0
Family-Non Violent	0	0
Liquor Law Violations	4	0
Peeping Tom	0	0
Runaway	0	0
Trespass	4	0
All Other Offenses	438	0
<b>Total Group B</b>	<b>596</b>	<b>0</b>

<b>TIBRS Group A Offenses</b>	<b>Offenses</b>		<b>Arrests</b>	
	Reported	Cleared	Adult	Juvenile
<b>Crimes Against Persons</b>				
Murder	0	0	0	0
Negligent Manslaughter	0	0	0	0
Kidnaping/Abduction	1	0	0	0
Forcible Rape	3	1	1	0
Forcible Sodomy	0	0	0	0
Sexual Assault W/Object	0	0	0	0
Forcible Fondling	0	0	0	0
Incest	0	0	0	0
Statutory Rape	2	1	1	0
Aggravated Assault	26	10	9	0
Simple Assault	92	29	24	1
Intimidation	36	14	7	0
Stalking	2	2	0	0
<b>Crimes Against Property</b>				
Arson	0	0	0	0
Bribery	0	0	0	0
Burglary	63	4	3	0
Counterfeiting/Forgery	7	1	1	0
Destruction/Damage/Vandalism	44	5	3	1
Embezzlement	0	0	0	0
Extortion/Blackmail	0	0	0	0
Fraud - False Pretenses	2	0	0	0
Fraud - Credit Card/ATM	3	0	0	0
Fraud - Impersonation	2	0	0	0
Fraud - Welfare	0	0	0	0
Fraud - Wire	0	0	0	0
Motor Vehicle Theft	38	2	2	0
Robbery	6	3	5	0
Stolen Property Offenses	0	0	0	0
Theft - Pocket-picking	0	0	0	0
Theft - Purse Snatching	0	0	0	0
Theft - Shoplifting	2	2	2	0
Theft From Building	10	0	0	0
Theft From Coin Machine	0	0	0	0
Theft From Motor Vehicle	15	0	0	0
Theft of Motor Vehicle Parts	7	0	0	0
Theft - All Other Larceny	78	7	10	0
<b>Crimes Against Society</b>				
Drug/Narcotic Violations	12	10	9	1
Drug/Narcotic Equipment Violations	4	4	0	0
Gambling - Betting/Wagering	0	0	0	0
Gambling - Operating/Promoting	0	0	0	0
Gambling - Equipment Violations	0	0	0	0
Gambling - Sports Tampering	0	0	0	0
Pornography/Obscene Material	0	0	0	0
Prostitution	0	0	0	0
Prostitution Assisting/Promoting	0	0	0	0
Weapon Law Violations	5	5	4	0
<b>Total Group A Offenses</b>	<b>460</b>	<b>100</b>	<b>81</b>	<b>3</b>





# Henderson County Sheriff's Department - 2006

2005 Population Estimate N/A

## Offense Overview

Offense Total 1,005  
Number Cleared 353  
Percent Cleared 35.12 %

Group A Crimes per 100,000 population N/A

## Arrest Overview

Total Arrests 910  
Adult Arrests 879  
Juvenile Arrests 31  
Unknown Age 0

Arrests per 100,000 population N/A

Average number offenses/incident 1.15

## Domestic Violence Victims

Offense	Total	Arrests
Murder	1	1
Aggravated Assault	19	17
Simple Assault	118	75
Intimidation	4	0
Stalking	1	0
Forcible Rape	2	0
Forcible Sodomy	0	0
Sexual Assault W/Object	1	0
Forcible Fondling	1	0
Incest	0	0
Statutory Rape	0	0
Kidnaping/Abduction	0	0
<b>Total</b>	<b>147</b>	<b>93</b>

## TIBRS Group B Arrests

Offense	Adult	Juvenile
Bad Checks	3	0
Curfew/Vagrancy	0	0
Disorderly Conduct	13	2
DUI	25	1
Drunkenness	45	0
Family-Non Violent	52	0
Liquor Law Violations	0	0
Peeping Tom	0	0
Runaway	0	2
Trespass	7	0
All Other Offenses	466	7
<b>Total Group B</b>	<b>611</b>	<b>12</b>

TIBRS Group A Offenses	Offenses		Arrests	
	Reported	Cleared	Adult	Juvenile
<b>Crimes Against Persons</b>				
Murder	1	1	1	0
Negligent Manslaughter	0	0	0	0
Kidnaping/Abduction	0	0	0	0
Forcible Rape	6	2	1	0
Forcible Sodomy	1	1	0	0
Sexual Assault W/Object	1	0	0	0
Forcible Fondling	5	4	2	0
Incest	0	0	0	0
Statutory Rape	2	2	2	0
Aggravated Assault	45	35	33	5
Simple Assault	170	114	78	3
Intimidation	12	0	0	0
Stalking	2	0	0	0
<b>Crimes Against Property</b>				
Arson	4	0	0	0
Bribery	0	0	0	0
Burglary	175	24	24	2
Counterfeiting/Forgery	17	5	7	0
Destruction/Damage/Vandalism	159	21	11	2
Embezzlement	2	1	2	0
Extortion/Blackmail	0	0	0	0
Fraud - False Pretenses	6	0	0	0
Fraud - Credit Card/ATM	2	0	0	0
Fraud - Impersonation	7	4	1	0
Fraud - Welfare	0	0	0	0
Fraud - Wire	1	0	0	0
Motor Vehicle Theft	46	11	10	0
Robbery	3	2	1	0
Stolen Property Offenses	1	1	1	0
Theft - Pocket-picking	0	0	0	0
Theft - Purse Snatching	0	0	0	0
Theft - Shoplifting	2	1	1	0
Theft From Building	28	4	4	1
Theft From Coin Machine	5	0	0	0
Theft From Motor Vehicle	35	4	1	0
Theft of Motor Vehicle Parts	20	0	0	0
Theft - All Other Larceny	145	20	16	4
<b>Crimes Against Society</b>				
Drug/Narcotic Violations	60	58	62	2
Drug/Narcotic Equipment Violations	34	31	9	0
Gambling - Betting/Wagering	0	0	0	0
Gambling - Operating/Promoting	0	0	0	0
Gambling - Equipment Violations	0	0	0	0
Gambling - Sports Tampering	0	0	0	0
Pornography/Obscene Material	0	0	0	0
Prostitution	0	0	0	0
Prostitution Assisting/Promoting	0	0	0	0
Weapon Law Violations	8	7	1	0
<b>Total Group A Offenses</b>	<b>1,005</b>	<b>353</b>	<b>268</b>	<b>19</b>



# Henry County Sheriff's Department - 2006

**2005 Population Estimate** N/A

## Offense Overview

Offense Total 1,381  
Number Cleared 506  
Percent Cleared 36.64 %

Group A Crimes per 100,000 population N/A

## Arrest Overview

Total Arrests 1,753  
Adult Arrests 1,689  
Juvenile Arrests 64  
Unknown Age 0

Arrests per 100,000 population N/A

Average number offenses/incident 1.09

## Domestic Violence Victims

Offense	Total	Arrests
Murder	0	0
Aggravated Assault	19	16
Simple Assault	104	84
Intimidation	24	4
Stalking	2	2
Forcible Rape	4	1
Forcible Sodomy	0	0
Sexual Assault W/Object	1	0
Forcible Fondling	2	2
Incest	0	0
Statutory Rape	1	1
Kidnaping/Abduction	0	0
<b>Total</b>	<b>157</b>	<b>110</b>

## TIBRS Group B Arrests

Offense	Adult	Juvenile
Bad Checks	446	0
Curfew/Vagrancy	1	0
Disorderly Conduct	8	2
DUI	63	1
Drunkenness	46	0
Family-Non Violent	3	0
Liquor Law Violations	23	17
Peeping Tom	0	0
Runaway	0	2
Trespass	9	6
All Other Offenses	619	3
<b>Total Group B</b>	<b>1,218</b>	<b>31</b>

TIBRS Group A Offenses	Offenses		Arrests	
	Reported	Cleared	Adult	Juvenile
<b>Crimes Against Persons</b>				
Murder	0	0	0	0
Negligent Manslaughter	0	0	0	0
Kidnaping/Abduction	1	0	0	0
Forcible Rape	9	2	2	0
Forcible Sodomy	0	0	0	0
Sexual Assault W/Object	6	2	1	0
Forcible Fondling	7	5	3	1
Incest	1	0	0	0
Statutory Rape	8	4	4	0
Aggravated Assault	50	33	30	5
Simple Assault	182	125	107	12
Intimidation	123	15	9	3
Stalking	8	6	6	0
<b>Crimes Against Property</b>				
Arson	0	0	0	0
Bribery	0	0	0	0
Burglary	212	48	62	1
Counterfeiting/Forgery	23	8	7	0
Destruction/Damage/Vandalism	190	13	9	1
Embezzlement	2	2	2	0
Extortion/Blackmail	0	0	0	0
Fraud - False Pretenses	7	3	3	0
Fraud - Credit Card/ATM	13	1	1	0
Fraud - Impersonation	16	5	4	0
Fraud - Welfare	0	0	0	0
Fraud - Wire	1	0	0	0
Motor Vehicle Theft	45	15	18	3
Robbery	4	0	0	0
Stolen Property Offenses	0	0	0	0
Theft - Pocket-picking	0	0	0	0
Theft - Purse Snatching	0	0	0	0
Theft - Shoplifting	2	1	1	0
Theft From Building	98	21	18	2
Theft From Coin Machine	0	0	0	0
Theft From Motor Vehicle	35	2	1	0
Theft of Motor Vehicle Parts	23	1	1	0
Theft - All Other Larceny	124	10	14	0
<b>Crimes Against Society</b>				
Drug/Narcotic Violations	105	103	128	5
Drug/Narcotic Equipment Violations	76	73	33	0
Gambling - Betting/Wagering	0	0	0	0
Gambling - Operating/Promoting	0	0	0	0
Gambling - Equipment Violations	0	0	0	0
Gambling - Sports Tampering	0	0	0	0
Pornography/Obscene Material	2	0	0	0
Prostitution	0	0	0	0
Prostitution Assisting/Promoting	0	0	0	0
Weapon Law Violations	8	8	7	0
<b>Total Group A Offenses</b>	<b>1,381</b>	<b>506</b>	<b>471</b>	<b>33</b>



# Hickman County Sheriff's Department - 2006

<b>2005 Population Estimate</b>	N/A
<b>Offense Overview</b>	
Offense Total	1,266
Number Cleared	396
Percent Cleared	31.28 %

Group A Crimes per 100,000 population N/A

<b>Arrest Overview</b>	
Total Arrests	689
Adult Arrests	659
Juvenile Arrests	30
Unknown Age	0

Arrests per 100,000 population N/A

Average number offenses/incident 1.09

Domestic Violence Victims		
Offense	Total	Arrests
Murder	0	0
Aggravated Assault	37	25
Simple Assault	139	110
Intimidation	61	6
Stalking	1	0
Forcible Rape	0	0
Forcible Sodomy	0	0
Sexual Assault W/Object	0	0
Forcible Fondling	3	0
Incest	1	0
Statutory Rape	0	0
Kidnaping/Abduction	0	0
<b>Total</b>	<b>242</b>	<b>141</b>

TIBRS Group B Arrests		
Offense	Adult	Juvenile
Bad Checks	26	0
Curfew/Vagrancy	0	0
Disorderly Conduct	8	4
DUI	46	0
Drunkenness	50	0
Family-Non Violent	26	0
Liquor Law Violations	1	0
Peeping Tom	0	0
Runaway	0	1
Trespass	8	1
All Other Offenses	164	0
<b>Total Group B</b>	<b>329</b>	<b>6</b>

TIBRS Group A Offenses	Offenses		Arrests	
	Reported	Cleared	Adult	Juvenile
<b>Crimes Against Persons</b>				
Murder	1	1	1	0
Negligent Manslaughter	0	0	0	0
Kidnaping/Abduction	3	0	0	0
Forcible Rape	5	0	0	0
Forcible Sodomy	0	0	0	0
Sexual Assault W/Object	0	0	0	0
Forcible Fondling	9	2	2	0
Incest	1	0	0	0
Statutory Rape	1	0	0	0
Aggravated Assault	65	47	36	1
Simple Assault	186	142	128	7
Intimidation	98	14	10	0
Stalking	2	0	0	0
<b>Crimes Against Property</b>				
Arson	3	0	0	0
Bribery	0	0	0	0
Burglary	146	9	6	2
Counterfeiting/Forgery	12	3	2	0
Destruction/Damage/Vandalism	236	15	12	3
Embezzlement	0	0	0	0
Extortion/Blackmail	0	0	0	0
Fraud - False Pretenses	4	0	0	0
Fraud - Credit Card/ATM	4	0	0	0
Fraud - Impersonation	6	1	1	0
Fraud - Welfare	1	0	0	0
Fraud - Wire	2	0	0	0
Motor Vehicle Theft	34	7	3	2
Robbery	5	2	0	2
Stolen Property Offenses	0	0	0	0
Theft - Pocket-picking	0	0	0	0
Theft - Purse Snatching	0	0	0	0
Theft - Shoplifting	4	4	3	1
Theft From Building	82	6	4	0
Theft From Coin Machine	1	0	0	0
Theft From Motor Vehicle	60	1	0	0
Theft of Motor Vehicle Parts	16	2	4	0
Theft - All Other Larceny	138	6	5	0
<b>Crimes Against Society</b>				
Drug/Narcotic Violations	91	88	89	6
Drug/Narcotic Equipment Violations	49	45	23	0
Gambling - Betting/Wagering	0	0	0	0
Gambling - Operating/Promoting	0	0	0	0
Gambling - Equipment Violations	0	0	0	0
Gambling - Sports Tampering	0	0	0	0
Pornography/Obscene Material	0	0	0	0
Prostitution	0	0	0	0
Prostitution Assisting/Promoting	1	1	1	0
Weapon Law Violations	0	0	0	0
<b>Total Group A Offenses</b>	<b>1,266</b>	<b>396</b>	<b>330</b>	<b>24</b>



# Houston County Sheriff's Department - 2006

**2005 Population Estimate** N/A

**Offense Overview**

Offense Total 309  
 Number Cleared 177  
 Percent Cleared 57.28 %

Group A Crimes per 100,000 population N/A

**Arrest Overview**

Total Arrests 210  
 Adult Arrests 210  
 Juvenile Arrests 0  
 Unknown Age 0

Arrests per 100,000 population N/A

Average number offenses/incident 1.14

Domestic Violence Victims		
Offense	Total	Arrests
Murder	0	0
Aggravated Assault	6	7
Simple Assault	29	31
Intimidation	9	7
Stalking	0	0
Forcible Rape	0	0
Forcible Sodomy	0	0
Sexual Assault W/Object	0	0
Forcible Fondling	0	0
Incest	0	0
Statutory Rape	0	0
Kidnaping/Abduction	1	0
<b>Total</b>	<b>45</b>	<b>45</b>

TIBRS Group B Arrests		
Offense	Adult	Juvenile
Bad Checks	7	0
Curfew/Vagrancy	0	0
Disorderly Conduct	2	0
DUI	12	0
Drunkenness	1	0
Family-Non Violent	0	0
Liquor Law Violations	2	0
Peeping Tom	0	0
Runaway	0	0
Trespass	3	0
All Other Offenses	87	0
<b>Total Group B</b>	<b>114</b>	<b>0</b>

TIBRS Group A Offenses	Offenses		Arrests	
	Reported	Cleared	Adult	Juvenile
<b>Crimes Against Persons</b>				
Murder	1	1	1	0
Negligent Manslaughter	0	0	0	0
Kidnaping/Abduction	2	2	0	0
Forcible Rape	0	0	0	0
Forcible Sodomy	0	0	0	0
Sexual Assault W/Object	0	0	0	0
Forcible Fondling	0	0	0	0
Incest	0	0	0	0
Statutory Rape	0	0	0	0
Aggravated Assault	14	14	10	0
Simple Assault	46	44	38	0
Intimidation	92	69	12	0
Stalking	1	0	0	0
<b>Crimes Against Property</b>				
Arson	3	2	2	0
Bribery	0	0	0	0
Burglary	42	6	4	0
Counterfeiting/Forgery	2	1	2	0
Destruction/Damage/Vandalism	33	12	2	0
Embezzlement	0	0	0	0
Extortion/Blackmail	0	0	0	0
Fraud - False Pretenses	0	0	0	0
Fraud - Credit Card/ATM	0	0	0	0
Fraud - Impersonation	1	0	0	0
Fraud - Welfare	0	0	0	0
Fraud - Wire	1	0	0	0
Motor Vehicle Theft	9	4	3	0
Robbery	0	0	0	0
Stolen Property Offenses	0	0	0	0
Theft - Pocket-picking	2	2	2	0
Theft - Purse Snatching	0	0	0	0
Theft - Shoplifting	1	1	0	0
Theft From Building	0	0	0	0
Theft From Coin Machine	0	0	0	0
Theft From Motor Vehicle	2	0	0	0
Theft of Motor Vehicle Parts	4	0	0	0
Theft - All Other Larceny	45	11	10	0
<b>Crimes Against Society</b>				
Drug/Narcotic Violations	7	7	8	0
Drug/Narcotic Equipment Violations	1	1	2	0
Gambling - Betting/Wagering	0	0	0	0
Gambling - Operating/Promoting	0	0	0	0
Gambling - Equipment Violations	0	0	0	0
Gambling - Sports Tampering	0	0	0	0
Pornography/Obscene Material	0	0	0	0
Prostitution	0	0	0	0
Prostitution Assisting/Promoting	0	0	0	0
Weapon Law Violations	0	0	0	0
<b>Total Group A Offenses</b>	<b>309</b>	<b>177</b>	<b>96</b>	<b>0</b>



**2005 Population Estimate** N/A

**Offense Overview**

Offense Total 400  
 Number Cleared 233  
 Percent Cleared 58.25 %

Group A Crimes per 100,000 population N/A

**Arrest Overview**

Total Arrests 738  
 Adult Arrests 715  
 Juvenile Arrests 23  
 Unknown Age 0

Arrests per 100,000 population N/A

Average number offenses/incident 1.20

**Domestic Violence Victims**

Offense	Total	Arrests
Murder	1	1
Aggravated Assault	17	17
Simple Assault	51	45
Intimidation	8	7
Stalking	0	0
Forcible Rape	0	0
Forcible Sodomy	0	0
Sexual Assault W/Object	0	0
Forcible Fondling	0	0
Incest	0	0
Statutory Rape	0	0
Kidnaping/Abduction	0	0
<b>Total</b>	<b>77</b>	<b>70</b>

**TIBRS Group B Arrests**

Offense	Adult	Juvenile
Bad Checks	118	0
Curfew/Vagrancy	0	0
Disorderly Conduct	9	0
DUI	51	0
Drunkenness	16	0
Family-Non Violent	1	0
Liquor Law Violations	29	1
Peeping Tom	1	0
Runaway	0	1
Trespass	8	0
All Other Offenses	291	1
<b>Total Group B</b>	<b>524</b>	<b>3</b>

TIBRS Group A Offenses	Offenses		Arrests	
	Reported	Cleared	Adult	Juvenile
<b>Crimes Against Persons</b>				
Murder	1	1	1	0
Negligent Manslaughter	0	0	0	0
Kidnaping/Abduction	0	0	0	0
Forcible Rape	0	0	0	0
Forcible Sodomy	0	0	0	0
Sexual Assault W/Object	0	0	0	0
Forcible Fondling	0	0	0	0
Incest	0	0	0	0
Statutory Rape	0	0	0	0
Aggravated Assault	31	31	28	0
Simple Assault	63	58	51	5
Intimidation	15	12	10	0
Stalking	1	1	1	0
<b>Crimes Against Property</b>				
Arson	1	1	1	0
Bribery	0	0	0	0
Burglary	40	4	3	2
Counterfeiting/Forgery	1	1	1	0
Destruction/Damage/Vandalism	34	3	1	11
Embezzlement	0	0	0	0
Extortion/Blackmail	0	0	0	0
Fraud - False Pretenses	0	0	0	0
Fraud - Credit Card/ATM	0	0	0	0
Fraud - Impersonation	1	1	1	0
Fraud - Welfare	0	0	0	0
Fraud - Wire	0	0	0	0
Motor Vehicle Theft	21	4	2	1
Robbery	0	0	0	0
Stolen Property Offenses	0	0	0	0
Theft - Pocket-picking	0	0	0	0
Theft - Purse Snatching	0	0	0	0
Theft - Shoplifting	1	0	0	0
Theft From Building	16	1	1	0
Theft From Coin Machine	0	0	0	0
Theft From Motor Vehicle	10	1	0	0
Theft of Motor Vehicle Parts	11	0	1	0
Theft - All Other Larceny	41	9	10	1
<b>Crimes Against Society</b>				
Drug/Narcotic Violations	59	56	48	0
Drug/Narcotic Equipment Violations	43	39	28	0
Gambling - Betting/Wagering	0	0	0	0
Gambling - Operating/Promoting	0	0	0	0
Gambling - Equipment Violations	0	0	0	0
Gambling - Sports Tampering	0	0	0	0
Pornography/Obscene Material	0	0	0	0
Prostitution	0	0	0	0
Prostitution Assisting/Promoting	0	0	0	0
Weapon Law Violations	10	10	3	0
<b>Total Group A Offenses</b>	<b>400</b>	<b>233</b>	<b>191</b>	<b>20</b>



# Jackson County Sheriff's Department - 2006

**2005 Population Estimate** N/A

**Offense Overview**

Offense Total 605  
 Number Cleared 348  
 Percent Cleared 57.52 %

Group A Crimes per 100,000 population N/A

**Arrest Overview**

Total Arrests 838  
 Adult Arrests 838  
 Juvenile Arrests 0  
 Unknown Age 0

Arrests per 100,000 population N/A

Average number offenses/incident 1.17

**Domestic Violence Victims**

Offense	Total	Arrests
Murder	0	0
Aggravated Assault	8	8
Simple Assault	13	13
Intimidation	1	1
Stalking	0	0
Forcible Rape	0	0
Forcible Sodomy	0	0
Sexual Assault W/Object	0	0
Forcible Fondling	0	0
Incest	2	2
Statutory Rape	0	0
Kidnaping/Abduction	0	0
<b>Total</b>	<b>24</b>	<b>24</b>

**TIBRS Group B Arrests**

Offense	Adult	Juvenile
Bad Checks	48	0
Curfew/Vagrancy	0	0
Disorderly Conduct	11	0
DUI	42	0
Drunkenness	41	0
Family-Non Violent	3	0
Liquor Law Violations	7	0
Peeping Tom	0	0
Runaway	0	0
Trespass	17	0
All Other Offenses	382	0
<b>Total Group B</b>	<b>551</b>	<b>0</b>

TIBRS Group A Offenses	Offenses		Arrests	
	Reported	Cleared	Adult	Juvenile
<b>Crimes Against Persons</b>				
Murder	0	0	0	0
Negligent Manslaughter	0	0	0	0
Kidnaping/Abduction	0	0	0	0
Forcible Rape	1	0	0	0
Forcible Sodomy	0	0	0	0
Sexual Assault W/Object	0	0	0	0
Forcible Fondling	0	0	0	0
Incest	2	2	2	0
Statutory Rape	1	1	1	0
Aggravated Assault	21	19	18	0
Simple Assault	39	30	30	0
Intimidation	12	2	2	0
Stalking	0	0	0	0
<b>Crimes Against Property</b>				
Arson	2	1	1	0
Bribery	0	0	0	0
Burglary	73	20	26	0
Counterfeiting/Forgery	22	15	11	0
Destruction/Damage/Vandalism	44	9	5	0
Embezzlement	1	1	0	0
Extortion/Blackmail	0	0	0	0
Fraud - False Pretenses	13	10	6	0
Fraud - Credit Card/ATM	4	0	0	0
Fraud - Impersonation	5	2	2	0
Fraud - Welfare	0	0	0	0
Fraud - Wire	0	0	0	0
Motor Vehicle Theft	8	1	1	0
Robbery	1	0	1	0
Stolen Property Offenses	4	4	4	0
Theft - Pocket-picking	0	0	0	0
Theft - Purse Snatching	0	0	0	0
Theft - Shoplifting	3	2	3	0
Theft From Building	3	1	1	0
Theft From Coin Machine	0	0	0	0
Theft From Motor Vehicle	23	3	5	0
Theft of Motor Vehicle Parts	13	2	2	0
Theft - All Other Larceny	130	45	39	0
<b>Crimes Against Society</b>				
Drug/Narcotic Violations	102	100	78	0
Drug/Narcotic Equipment Violations	73	73	45	0
Gambling - Betting/Wagering	0	0	0	0
Gambling - Operating/Promoting	0	0	0	0
Gambling - Equipment Violations	0	0	0	0
Gambling - Sports Tampering	0	0	0	0
Pornography/Obscene Material	1	1	1	0
Prostitution	0	0	0	0
Prostitution Assisting/Promoting	0	0	0	0
Weapon Law Violations	4	4	3	0
<b>Total Group A Offenses</b>	<b>605</b>	<b>348</b>	<b>287</b>	<b>0</b>



**2005 Population Estimate**                      **N/A**

**Offense Overview**

Offense Total                                      1,568  
 Number Cleared                                818  
 Percent Cleared                                52.17 %

Group A Crimes per 100,000 population                      N/A

**Arrest Overview**

Total Arrests                                      1,929  
 Adult Arrests                                      1,843  
 Juvenile Arrests                                86  
 Unknown Age                                      0

Arrests per 100,000 population                      N/A

Average number offenses/incident                      1.12

**Domestic Violence Victims**

Offense	Total	Arrests
Murder	0	0
Aggravated Assault	41	29
Simple Assault	189	155
Intimidation	1	1
Stalking	1	0
Forcible Rape	3	2
Forcible Sodomy	0	0
Sexual Assault W/Object	0	0
Forcible Fondling	2	0
Incest	0	0
Statutory Rape	1	1
Kidnaping/Abduction	1	1
<b>Total</b>	<b>239</b>	<b>189</b>

**TIBRS Group B Arrests**

Offense	Adult	Juvenile
Bad Checks	105	0
Curfew/Vagrancy	0	0
Disorderly Conduct	9	1
DUI	157	1
Drunkenness	104	3
Family-Non Violent	10	0
Liquor Law Violations	9	3
Peeping Tom	0	0
Runaway	0	2
Trespass	10	1
All Other Offenses	791	8
<b>Total Group B</b>	<b>1,195</b>	<b>19</b>

TIBRS Group A Offenses	Offenses		Arrests	
	Reported	Cleared	Adult	Juvenile
<b>Crimes Against Persons</b>				
Murder	0	0	0	0
Negligent Manslaughter	0	0	0	0
Kidnaping/Abduction	1	1	1	0
Forcible Rape	10	4	1	2
Forcible Sodomy	0	0	0	0
Sexual Assault W/Object	0	0	0	0
Forcible Fondling	4	2	2	0
Incest	0	0	0	0
Statutory Rape	4	3	3	0
Aggravated Assault	81	70	53	3
Simple Assault	284	233	201	15
Intimidation	13	9	7	0
Stalking	1	1	0	0
<b>Crimes Against Property</b>				
Arson	4	0	0	0
Bribery	0	0	0	0
Burglary	239	34	34	9
Counterfeiting/Forgery	19	11	2	0
Destruction/Damage/Vandalism	110	28	14	2
Embezzlement	0	0	0	0
Extortion/Blackmail	0	0	0	0
Fraud - False Pretenses	1	0	0	0
Fraud - Credit Card/ATM	8	1	0	0
Fraud - Impersonation	8	0	0	0
Fraud - Welfare	0	0	0	0
Fraud - Wire	5	1	1	0
Motor Vehicle Theft	102	41	34	1
Robbery	9	4	8	0
Stolen Property Offenses	2	2	3	0
Theft - Pocket-picking	2	0	0	0
Theft - Purse Snatching	0	0	0	0
Theft - Shoplifting	9	6	7	1
Theft From Building	101	46	32	6
Theft From Coin Machine	7	0	0	0
Theft From Motor Vehicle	63	10	7	5
Theft of Motor Vehicle Parts	25	4	3	4
Theft - All Other Larceny	212	66	62	6
<b>Crimes Against Society</b>				
Drug/Narcotic Violations	130	127	129	9
Drug/Narcotic Equipment Violations	92	92	36	0
Gambling - Betting/Wagering	0	0	0	0
Gambling - Operating/Promoting	0	0	0	0
Gambling - Equipment Violations	0	0	0	0
Gambling - Sports Tampering	0	0	0	0
Pornography/Obscene Material	0	0	0	0
Prostitution	1	1	3	0
Prostitution Assisting/Promoting	0	0	0	0
Weapon Law Violations	21	21	5	4
<b>Total Group A Offenses</b>	<b>1,568</b>	<b>818</b>	<b>648</b>	<b>67</b>



**2005 Population Estimate** N/A

**Offense Overview**

Offense Total 501  
 Number Cleared 234  
 Percent Cleared 46.71 %

Group A Crimes per 100,000 population N/A

**Arrest Overview**

Total Arrests 640  
 Adult Arrests 631  
 Juvenile Arrests 9  
 Unknown Age 0

Arrests per 100,000 population N/A

Average number offenses/incident 1.16

**Domestic Violence Victims**

Offense	Total	Arrests
Murder	0	0
Aggravated Assault	37	30
Simple Assault	68	50
Intimidation	27	12
Stalking	1	1
Forcible Rape	0	0
Forcible Sodomy	0	0
Sexual Assault W/Object	1	0
Forcible Fondling	0	0
Incest	0	0
Statutory Rape	0	0
Kidnaping/Abduction	1	1
<b>Total</b>	<b>135</b>	<b>94</b>

**TIBRS Group B Arrests**

Offense	Adult	Juvenile
Bad Checks	6	0
Curfew/Vagrancy	0	0
Disorderly Conduct	7	2
DUI	58	0
Drunkenness	47	0
Family-Non Violent	17	0
Liquor Law Violations	1	0
Peeping Tom	0	0
Runaway	0	0
Trespass	3	0
All Other Offenses	309	3
<b>Total Group B</b>	<b>448</b>	<b>5</b>

TIBRS Group A Offenses	Offenses		Arrests	
	Reported	Cleared	Adult	Juvenile
<b>Crimes Against Persons</b>				
Murder	1	1	1	0
Negligent Manslaughter	0	0	0	0
Kidnaping/Abduction	1	1	1	0
Forcible Rape	0	0	0	0
Forcible Sodomy	0	0	0	0
Sexual Assault W/Object	1	0	0	0
Forcible Fondling	1	1	0	0
Incest	0	0	0	0
Statutory Rape	1	1	1	0
Aggravated Assault	59	47	37	3
Simple Assault	85	64	57	0
Intimidation	30	19	13	0
Stalking	1	1	1	0
<b>Crimes Against Property</b>				
Arson	2	0	0	0
Bribery	0	0	0	0
Burglary	74	5	4	0
Counterfeiting/Forgery	13	10	7	0
Destruction/Damage/Vandalism	64	10	5	1
Embezzlement	0	0	0	0
Extortion/Blackmail	0	0	0	0
Fraud - False Pretenses	8	4	1	0
Fraud - Credit Card/ATM	1	0	0	0
Fraud - Impersonation	4	2	2	0
Fraud - Welfare	0	0	0	0
Fraud - Wire	0	0	0	0
Motor Vehicle Theft	21	4	4	0
Robbery	2	1	1	0
Stolen Property Offenses	2	2	3	0
Theft - Pocket-picking	0	0	0	0
Theft - Purse Snatching	0	0	0	0
Theft - Shoplifting	0	0	0	0
Theft From Building	10	5	3	0
Theft From Coin Machine	0	0	0	0
Theft From Motor Vehicle	13	3	2	0
Theft of Motor Vehicle Parts	14	1	1	0
Theft - All Other Larceny	47	8	10	0
<b>Crimes Against Society</b>				
Drug/Narcotic Violations	24	22	19	0
Drug/Narcotic Equipment Violations	13	13	5	0
Gambling - Betting/Wagering	0	0	0	0
Gambling - Operating/Promoting	0	0	0	0
Gambling - Equipment Violations	0	0	0	0
Gambling - Sports Tampering	0	0	0	0
Pornography/Obscene Material	0	0	0	0
Prostitution	0	0	0	0
Prostitution Assisting/Promoting	0	0	0	0
Weapon Law Violations	9	9	5	0
<b>Total Group A Offenses</b>	<b>501</b>	<b>234</b>	<b>183</b>	<b>4</b>





# Knox County Sheriff's Department - 2006

2005 Population Estimate N/A

## Offense Overview

Offense Total 10,998  
Number Cleared 4,022  
Percent Cleared 36.57 %

Group A Crimes per 100,000 population N/A

## Arrest Overview

Total Arrests 8,763  
Adult Arrests 7,875  
Juvenile Arrests 888  
Unknown Age 0

Arrests per 100,000 population N/A

Average number offenses/incident 1.10

## Domestic Violence Victims

Offense	Total	Arrests
Murder	1	0
Aggravated Assault	152	72
Simple Assault	1,159	326
Intimidation	312	34
Stalking	11	3
Forcible Rape	4	2
Forcible Sodomy	2	1
Sexual Assault W/Object	1	0
Forcible Fondling	9	0
Incest	1	0
Statutory Rape	2	1
Kidnaping/Abduction	0	0
<b>Total</b>	<b>1,654</b>	<b>439</b>

## TIBRS Group B Arrests

Offense	Adult	Juvenile
Bad Checks	524	0
Curfew/Vagrancy	0	1
Disorderly Conduct	54	23
DUI	369	2
Drunkenness	423	1
Family-Non Violent	35	0
Liquor Law Violations	113	53
Peeping Tom	1	0
Runaway	0	57
Trespass	25	5
All Other Offenses	4,593	312
<b>Total Group B</b>	<b>6,137</b>	<b>454</b>

TIBRS Group A Offenses	Offenses		Arrests	
	Reported	Cleared	Adult	Juvenile
<b>Crimes Against Persons</b>				
Murder	9	8	5	0
Negligent Manslaughter	0	0	1	0
Kidnaping/Abduction	5	5	2	0
Forcible Rape	22	12	4	0
Forcible Sodomy	3	1	1	0
Sexual Assault W/Object	3	0	0	0
Forcible Fondling	22	6	1	0
Incest	1	0	0	0
Statutory Rape	9	7	3	0
Aggravated Assault	387	268	122	14
Simple Assault	1,664	1,230	305	122
Intimidation	735	361	37	14
Stalking	19	9	4	0
<b>Crimes Against Property</b>				
Arson	39	11	6	5
Bribery	6	1	1	0
Burglary	1,425	199	129	35
Counterfeiting/Forgery	157	92	29	1
Destruction/Damage/Vandalism	1,379	200	55	43
Embezzlement	105	51	42	2
Extortion/Blackmail	1	1	1	0
Fraud - False Pretenses	271	123	19	0
Fraud - Credit Card/ATM	133	37	12	0
Fraud - Impersonation	54	5	4	0
Fraud - Welfare	0	0	0	0
Fraud - Wire	12	2	0	0
Motor Vehicle Theft	421	83	43	6
Robbery	84	35	19	4
Stolen Property Offenses	32	28	18	6
Theft - Pocket-picking	14	1	1	0
Theft - Purse Snatching	5	0	0	0
Theft - Shoplifting	231	133	116	21
Theft From Building	585	175	108	17
Theft From Coin Machine	37	5	7	0
Theft From Motor Vehicle	837	42	23	10
Theft of Motor Vehicle Parts	473	15	10	0
Theft - All Other Larceny	1,080	148	74	8
<b>Crimes Against Society</b>				
Drug/Narcotic Violations	420	415	383	103
Drug/Narcotic Equipment Violations	279	278	122	17
Gambling - Betting/Wagering	1	1	2	0
Gambling - Operating/Promoting	0	0	0	0
Gambling - Equipment Violations	4	1	0	0
Gambling - Sports Tampering	0	0	0	0
Pornography/Obscene Material	1	1	1	0
Prostitution	7	7	9	0
Prostitution Assisting/Promoting	1	1	1	0
Weapon Law Violations	25	24	18	6
<b>Total Group A Offenses</b>	<b>10,998</b>	<b>4,022</b>	<b>1,738</b>	<b>434</b>



<b>2005 Population Estimate</b>	N/A
<b>Offense Overview</b>	
Offense Total	74
Number Cleared	55
Percent Cleared	74.32 %

Group A Crimes per 100,000 population N/A

<b>Arrest Overview</b>	
Total Arrests	101
Adult Arrests	96
Juvenile Arrests	5
Unknown Age	0

Arrests per 100,000 population N/A

Average number offenses/incident 1.16

Domestic Violence Victims		
Offense	Total	Arrests
Murder	0	0
Aggravated Assault	15	14
Simple Assault	1	1
Intimidation	0	0
Stalking	0	0
Forcible Rape	0	0
Forcible Sodomy	0	0
Sexual Assault W/Object	0	0
Forcible Fondling	1	0
Incest	0	0
Statutory Rape	1	1
Kidnaping/Abduction	0	0
<b>Total</b>	<b>18</b>	<b>16</b>

TIBRS Group B Arrests		
Offense	Adult	Juvenile
Bad Checks	2	0
Curfew/Vagrancy	0	0
Disorderly Conduct	1	0
DUI	9	0
Drunkenness	5	0
Family-Non Violent	0	0
Liquor Law Violations	0	0
Peeping Tom	0	0
Runaway	0	0
Trespass	1	0
All Other Offenses	31	2
<b>Total Group B</b>	<b>49</b>	<b>2</b>

TIBRS Group A Offenses	Offenses		Arrests	
	Reported	Cleared	Adult	Juvenile
<b>Crimes Against Persons</b>				
Murder	0	0	0	0
Negligent Manslaughter	0	0	0	0
Kidnaping/Abduction	0	0	0	0
Forcible Rape	0	0	0	0
Forcible Sodomy	0	0	0	0
Sexual Assault W/Object	0	0	0	0
Forcible Fondling	1	1	0	0
Incest	0	0	0	0
Statutory Rape	1	1	1	0
Aggravated Assault	19	18	15	1
Simple Assault	3	3	2	0
Intimidation	0	0	0	0
Stalking	0	0	0	0
<b>Crimes Against Property</b>				
Arson	1	0	0	0
Bribery	0	0	0	0
Burglary	2	0	0	0
Counterfeiting/Forgery	0	0	0	0
Destruction/Damage/Vandalism	7	2	2	0
Embezzlement	2	2	2	0
Extortion/Blackmail	0	0	0	0
Fraud - False Pretenses	1	1	1	0
Fraud - Credit Card/ATM	0	0	0	0
Fraud - Impersonation	2	1	1	0
Fraud - Welfare	0	0	0	0
Fraud - Wire	0	0	0	0
Motor Vehicle Theft	4	4	4	1
Robbery	1	1	1	0
Stolen Property Offenses	0	0	0	0
Theft - Pocket-picking	0	0	0	0
Theft - Purse Snatching	0	0	0	0
Theft - Shoplifting	0	0	0	0
Theft From Building	0	0	0	0
Theft From Coin Machine	0	0	0	0
Theft From Motor Vehicle	3	1	1	0
Theft of Motor Vehicle Parts	2	1	0	0
Theft - All Other Larceny	9	3	3	0
<b>Crimes Against Society</b>				
Drug/Narcotic Violations	13	13	12	1
Drug/Narcotic Equipment Violations	3	3	2	0
Gambling - Betting/Wagering	0	0	0	0
Gambling - Operating/Promoting	0	0	0	0
Gambling - Equipment Violations	0	0	0	0
Gambling - Sports Tampering	0	0	0	0
Pornography/Obscene Material	0	0	0	0
Prostitution	0	0	0	0
Prostitution Assisting/Promoting	0	0	0	0
Weapon Law Violations	0	0	0	0
<b>Total Group A Offenses</b>	<b>74</b>	<b>55</b>	<b>47</b>	<b>3</b>



<b>2005 Population Estimate</b>	<b>N/A</b>
<b>Offense Overview</b>	
Offense Total	770
Number Cleared	201
Percent Cleared	26.10 %
Group A Crimes per 100,000 population	N/A
<b>Arrest Overview</b>	
Total Arrests	987
Adult Arrests	971
Juvenile Arrests	16
Unknown Age	0
Arrests per 100,000 population	N/A
Average number offenses/incident	1.13

<b>Domestic Violence Victims</b>		
Offense	Total	Arrests
Murder	0	0
Aggravated Assault	7	6
Simple Assault	50	23
Intimidation	11	2
Stalking	1	1
Forcible Rape	1	1
Forcible Sodomy	0	0
Sexual Assault W/Object	0	0
Forcible Fondling	3	1
Incest	1	0
Statutory Rape	0	0
Kidnaping/Abduction	0	0
<b>Total</b>	<b>74</b>	<b>34</b>

<b>TIBRS Group B Arrests</b>		
Offense	Adult	Juvenile
Bad Checks	345	1
Curfew/Vagrancy	0	0
Disorderly Conduct	3	1
DUI	3	0
Drunkenness	6	0
Family-Non Violent	48	0
Liquor Law Violations	1	0
Peeping Tom	0	0
Runaway	0	2
Trespass	16	0
All Other Offenses	419	0
<b>Total Group B</b>	<b>841</b>	<b>4</b>

<b>TIBRS Group A Offenses</b>	<b>Offenses</b>		<b>Arrests</b>	
	Reported	Cleared	Adult	Juvenile
<b>Crimes Against Persons</b>				
Murder	0	0	0	0
Negligent Manslaughter	1	1	1	0
Kidnaping/Abduction	0	0	0	0
Forcible Rape	4	1	1	0
Forcible Sodomy	1	0	0	0
Sexual Assault W/Object	0	0	0	0
Forcible Fondling	4	1	1	0
Incest	1	0	0	0
Statutory Rape	1	1	1	0
Aggravated Assault	32	16	10	2
Simple Assault	100	44	30	2
Intimidation	55	12	6	0
Stalking	3	2	2	0
<b>Crimes Against Property</b>				
Arson	5	0	0	0
Bribery	0	0	0	0
Burglary	116	7	3	0
Counterfeiting/Forgery	15	2	1	0
Destruction/Damage/Vandalism	129	18	8	0
Embezzlement	1	0	0	0
Extortion/Blackmail	0	0	0	0
Fraud - False Pretenses	1	0	0	0
Fraud - Credit Card/ATM	1	0	0	0
Fraud - Impersonation	18	1	1	0
Fraud - Welfare	0	0	0	0
Fraud - Wire	2	0	0	0
Motor Vehicle Theft	33	12	2	7
Robbery	2	1	1	0
Stolen Property Offenses	0	0	0	0
Theft - Pocket-picking	1	1	1	0
Theft - Purse Snatching	0	0	0	0
Theft - Shoplifting	1	0	0	0
Theft From Building	41	11	7	1
Theft From Coin Machine	0	0	0	0
Theft From Motor Vehicle	11	1	0	0
Theft of Motor Vehicle Parts	19	0	0	0
Theft - All Other Larceny	92	10	11	0
<b>Crimes Against Society</b>				
Drug/Narcotic Violations	60	39	30	0
Drug/Narcotic Equipment Violations	13	13	4	0
Gambling - Betting/Wagering	1	1	8	0
Gambling - Operating/Promoting	1	1	0	0
Gambling - Equipment Violations	1	1	0	0
Gambling - Sports Tampering	0	0	0	0
Pornography/Obscene Material	0	0	0	0
Prostitution	0	0	0	0
Prostitution Assisting/Promoting	0	0	0	0
Weapon Law Violations	4	4	1	0
<b>Total Group A Offenses</b>	<b>770</b>	<b>201</b>	<b>130</b>	<b>12</b>



<b>2005 Population Estimate</b>	<b>N/A</b>
<b>Offense Overview</b>	
Offense Total	2,619
Number Cleared	907
Percent Cleared	34.63 %
Group A Crimes per 100,000 population	N/A
<b>Arrest Overview</b>	
Total Arrests	2,127
Adult Arrests	2,082
Juvenile Arrests	45
Unknown Age	0
Arrests per 100,000 population	N/A
Average number offenses/incident	1.38

<b>Domestic Violence Victims</b>		
Offense	Total	Arrests
Murder	0	0
Aggravated Assault	91	42
Simple Assault	232	75
Intimidation	130	15
Stalking	7	0
Forcible Rape	0	0
Forcible Sodomy	1	0
Sexual Assault W/Object	0	0
Forcible Fondling	7	2
Incest	0	0
Statutory Rape	0	0
Kidnaping/Abduction	5	2
<b>Total</b>	<b>473</b>	<b>136</b>

<b>TIBRS Group B Arrests</b>		
Offense	Adult	Juvenile
Bad Checks	412	0
Curfew/Vagrancy	1	3
Disorderly Conduct	15	14
DUI	54	1
Drunkenness	29	1
Family-Non Violent	96	0
Liquor Law Violations	8	1
Peeping Tom	0	0
Runaway	0	0
Trespass	19	0
All Other Offenses	785	4
<b>Total Group B</b>	<b>1,419</b>	<b>24</b>

<b>TIBRS Group A Offenses</b>	<b>Offenses</b>		<b>Arrests</b>	
	Reported	Cleared	Adult	Juvenile
<b>Crimes Against Persons</b>				
Murder	1	1	1	0
Negligent Manslaughter	1	1	0	0
Kidnaping/Abduction	6	2	2	0
Forcible Rape	1	0	0	0
Forcible Sodomy	2	0	0	0
Sexual Assault W/Object	0	0	0	0
Forcible Fondling	15	5	4	1
Incest	0	0	0	0
Statutory Rape	1	0	0	0
Aggravated Assault	133	77	61	0
Simple Assault	340	136	105	3
Intimidation	387	85	45	2
Stalking	16	4	3	0
<b>Crimes Against Property</b>				
Arson	6	2	2	0
Bribery	0	0	0	0
Burglary	312	54	46	1
Counterfeiting/Forgery	25	11	6	0
Destruction/Damage/Vandalism	507	99	21	0
Embezzlement	0	0	0	0
Extortion/Blackmail	0	0	0	0
Fraud - False Pretenses	8	1	1	0
Fraud - Credit Card/ATM	13	3	2	0
Fraud - Impersonation	9	4	3	0
Fraud - Welfare	0	0	16	0
Fraud - Wire	2	0	0	0
Motor Vehicle Theft	71	17	13	0
Robbery	2	1	1	0
Stolen Property Offenses	0	0	1	0
Theft - Pocket-picking	1	0	0	0
Theft - Purse Snatching	0	0	0	0
Theft - Shoplifting	2	2	1	0
Theft From Building	108	24	17	0
Theft From Coin Machine	0	0	0	0
Theft From Motor Vehicle	21	4	6	0
Theft of Motor Vehicle Parts	12	0	0	0
Theft - All Other Larceny	230	39	40	0
<b>Crimes Against Society</b>				
Drug/Narcotic Violations	243	212	241	8
Drug/Narcotic Equipment Violations	116	101	16	0
Gambling - Betting/Wagering	0	0	0	0
Gambling - Operating/Promoting	0	0	0	0
Gambling - Equipment Violations	0	0	0	0
Gambling - Sports Tampering	0	0	0	0
Pornography/Obscene Material	0	0	0	0
Prostitution	0	0	0	0
Prostitution Assisting/Promoting	0	0	0	0
Weapon Law Violations	28	22	9	6
<b>Total Group A Offenses</b>	<b>2,619</b>	<b>907</b>	<b>663</b>	<b>21</b>



**2005 Population Estimate** N/A

**Offense Overview**

Offense Total 328  
 Number Cleared 94  
 Percent Cleared 28.66 %

Group A Crimes per 100,000 population N/A

**Arrest Overview**

Total Arrests 244  
 Adult Arrests 243  
 Juvenile Arrests 1  
 Unknown Age 0

Arrests per 100,000 population N/A

Average number offenses/incident 1.17

**Domestic Violence Victims**

Offense	Total	Arrests
Murder	0	0
Aggravated Assault	5	2
Simple Assault	29	13
Intimidation	3	0
Stalking	0	0
Forcible Rape	1	0
Forcible Sodomy	0	0
Sexual Assault W/Object	0	0
Forcible Fondling	0	0
Incest	0	0
Statutory Rape	0	0
Kidnaping/Abduction	0	0
<b>Total</b>	<b>38</b>	<b>15</b>

**TIBRS Group B Arrests**

Offense	Adult	Juvenile
Bad Checks	23	0
Curfew/Vagrancy	0	0
Disorderly Conduct	0	0
DUI	19	0
Drunkenness	1	0
Family-Non Violent	2	0
Liquor Law Violations	0	0
Peeping Tom	0	0
Runaway	0	0
Trespass	3	0
All Other Offenses	132	1
<b>Total Group B</b>	<b>180</b>	<b>1</b>

TIBRS Group A Offenses	Offenses		Arrests	
	Reported	Cleared	Adult	Juvenile
<b>Crimes Against Persons</b>				
Murder	0	0	0	0
Negligent Manslaughter	0	0	0	0
Kidnaping/Abduction	0	0	0	0
Forcible Rape	1	1	0	0
Forcible Sodomy	0	0	0	0
Sexual Assault W/Object	0	0	0	0
Forcible Fondling	1	0	0	0
Incest	0	0	0	0
Statutory Rape	0	0	0	0
Aggravated Assault	9	7	4	0
Simple Assault	46	24	20	0
Intimidation	8	1	0	0
Stalking	0	0	0	0
<b>Crimes Against Property</b>				
Arson	2	1	0	0
Bribery	0	0	0	0
Burglary	74	4	2	0
Counterfeiting/Forgery	2	1	1	0
Destruction/Damage/Vandalism	30	4	3	0
Embezzlement	0	0	0	0
Extortion/Blackmail	0	0	0	0
Fraud - False Pretenses	0	0	0	0
Fraud - Credit Card/ATM	0	0	0	0
Fraud - Impersonation	0	0	0	0
Fraud - Welfare	0	0	0	0
Fraud - Wire	1	0	0	0
Motor Vehicle Theft	14	3	0	0
Robbery	0	0	0	0
Stolen Property Offenses	0	0	0	0
Theft - Pocket-picking	0	0	0	0
Theft - Purse Snatching	0	0	0	0
Theft - Shoplifting	0	0	0	0
Theft From Building	15	3	0	0
Theft From Coin Machine	0	0	0	0
Theft From Motor Vehicle	5	0	0	0
Theft of Motor Vehicle Parts	11	1	0	0
Theft - All Other Larceny	67	7	5	0
<b>Crimes Against Society</b>				
Drug/Narcotic Violations	25	22	24	0
Drug/Narcotic Equipment Violations	14	12	2	0
Gambling - Betting/Wagering	0	0	0	0
Gambling - Operating/Promoting	0	0	0	0
Gambling - Equipment Violations	0	0	0	0
Gambling - Sports Tampering	0	0	0	0
Pornography/Obscene Material	0	0	0	0
Prostitution	0	0	0	0
Prostitution Assisting/Promoting	0	0	0	0
Weapon Law Violations	3	3	2	0
<b>Total Group A Offenses</b>	<b>328</b>	<b>94</b>	<b>63</b>	<b>0</b>



**2005 Population Estimate** N/A

**Offense Overview**

Offense Total 1,142  
 Number Cleared 368  
 Percent Cleared 32.22 %

Group A Crimes per 100,000 population N/A

**Arrest Overview**

Total Arrests 966  
 Adult Arrests 932  
 Juvenile Arrests 34  
 Unknown Age 0

Arrests per 100,000 population N/A

Average number offenses/incident 1.15

**Domestic Violence Victims**

Offense	Total	Arrests
Murder	0	0
Aggravated Assault	55	34
Simple Assault	135	67
Intimidation	33	7
Stalking	1	0
Forcible Rape	0	0
Forcible Sodomy	0	0
Sexual Assault W/Object	0	0
Forcible Fondling	1	0
Incest	0	0
Statutory Rape	0	0
Kidnaping/Abduction	4	2
<b>Total</b>	<b>229</b>	<b>110</b>

**TIBRS Group B Arrests**

Offense	Adult	Juvenile
Bad Checks	41	0
Curfew/Vagrancy	0	0
Disorderly Conduct	29	0
DUI	43	1
Drunkenness	49	0
Family-Non Violent	0	0
Liquor Law Violations	9	0
Peeping Tom	0	0
Runaway	0	8
Trespass	7	0
All Other Offenses	441	0
<b>Total Group B</b>	<b>619</b>	<b>9</b>

TIBRS Group A Offenses	Offenses		Arrests	
	Reported	Cleared	Adult	Juvenile
<b>Crimes Against Persons</b>				
Murder	3	2	2	0
Negligent Manslaughter	0	0	0	0
Kidnaping/Abduction	4	3	2	0
Forcible Rape	0	0	0	0
Forcible Sodomy	1	0	0	0
Sexual Assault W/Object	0	0	0	0
Forcible Fondling	2	0	0	0
Incest	0	0	0	0
Statutory Rape	0	0	0	0
Aggravated Assault	88	57	40	4
Simple Assault	159	84	67	3
Intimidation	91	29	16	0
Stalking	1	0	0	0
<b>Crimes Against Property</b>				
Arson	7	1	2	2
Bribery	0	0	0	0
Burglary	204	16	35	0
Counterfeiting/Forgery	24	15	16	0
Destruction/Damage/Vandalism	144	18	13	8
Embezzlement	2	0	0	0
Extortion/Blackmail	0	0	0	0
Fraud - False Pretenses	26	17	4	0
Fraud - Credit Card/ATM	6	0	0	0
Fraud - Impersonation	13	3	2	0
Fraud - Welfare	0	0	0	0
Fraud - Wire	0	0	0	0
Motor Vehicle Theft	51	12	9	0
Robbery	8	3	4	0
Stolen Property Offenses	3	3	5	0
Theft - Pocket-picking	2	1	1	0
Theft - Purse Snatching	0	0	0	0
Theft - Shoplifting	1	1	1	0
Theft From Building	68	8	9	0
Theft From Coin Machine	3	0	0	0
Theft From Motor Vehicle	22	0	0	0
Theft of Motor Vehicle Parts	30	2	2	0
Theft - All Other Larceny	93	10	11	3
<b>Crimes Against Society</b>				
Drug/Narcotic Violations	55	53	63	5
Drug/Narcotic Equipment Violations	21	21	4	0
Gambling - Betting/Wagering	0	0	0	0
Gambling - Operating/Promoting	0	0	0	0
Gambling - Equipment Violations	0	0	0	0
Gambling - Sports Tampering	0	0	0	0
Pornography/Obscene Material	1	0	0	0
Prostitution	0	0	0	0
Prostitution Assisting/Promoting	0	0	0	0
Weapon Law Violations	9	9	5	0
<b>Total Group A Offenses</b>	<b>1,142</b>	<b>368</b>	<b>313</b>	<b>25</b>



<b>2005 Population Estimate</b>	<b>N/A</b>
<b>Offense Overview</b>	
Offense Total	1,535
Number Cleared	529
Percent Cleared	34.46 %

Group A Crimes per 100,000 population N/A

<b>Arrest Overview</b>	
Total Arrests	1,368
Adult Arrests	1,139
Juvenile Arrests	229
Unknown Age	0

Arrests per 100,000 population N/A

Average number offenses/incident 1.15

<b>Domestic Violence Victims</b>		
Offense	Total	Arrests
Murder	0	0
Aggravated Assault	27	17
Simple Assault	151	83
Intimidation	27	5
Stalking	1	0
Forcible Rape	0	0
Forcible Sodomy	0	0
Sexual Assault W/Object	0	0
Forcible Fondling	2	2
Incest	0	0
Statutory Rape	2	2
Kidnaping/Abduction	1	1
<b>Total</b>	<b>211</b>	<b>110</b>

<b>TIBRS Group B Arrests</b>		
Offense	Adult	Juvenile
Bad Checks	32	0
Curfew/Vagrancy	0	0
Disorderly Conduct	2	0
DUI	110	2
Drunkenness	81	0
Family-Non Violent	26	0
Liquor Law Violations	11	5
Peeping Tom	0	0
Runaway	0	19
Trespass	10	0
All Other Offenses	468	165
<b>Total Group B</b>	<b>740</b>	<b>191</b>

<b>TIBRS Group A Offenses</b>	<b>Offenses</b>		<b>Arrests</b>	
	Reported	Cleared	Adult	Juvenile
<b>Crimes Against Persons</b>				
Murder	1	1	1	0
Negligent Manslaughter	0	0	0	0
Kidnaping/Abduction	1	1	1	0
Forcible Rape	0	0	0	0
Forcible Sodomy	0	0	0	0
Sexual Assault W/Object	1	0	0	0
Forcible Fondling	5	3	2	1
Incest	0	0	0	0
Statutory Rape	2	2	2	0
Aggravated Assault	65	38	31	3
Simple Assault	198	107	87	8
Intimidation	79	9	8	0
Stalking	3	2	2	0
<b>Crimes Against Property</b>				
Arson	7	4	2	2
Bribery	0	0	0	0
Burglary	185	39	42	3
Counterfeiting/Forgery	20	8	7	0
Destruction/Damage/Vandalism	175	37	11	5
Embezzlement	3	1	1	0
Extortion/Blackmail	0	0	0	0
Fraud - False Pretenses	29	2	2	0
Fraud - Credit Card/ATM	24	2	0	0
Fraud - Impersonation	18	8	6	1
Fraud - Welfare	0	0	0	0
Fraud - Wire	7	0	0	0
Motor Vehicle Theft	72	11	6	6
Robbery	6	3	2	0
Stolen Property Offenses	3	3	2	0
Theft - Pocket-picking	1	0	0	0
Theft - Purse Snatching	0	0	0	0
Theft - Shoplifting	5	2	3	0
Theft From Building	139	15	12	1
Theft From Coin Machine	10	0	0	0
Theft From Motor Vehicle	80	7	4	0
Theft of Motor Vehicle Parts	35	0	0	0
Theft - All Other Larceny	142	5	7	0
<b>Crimes Against Society</b>				
Drug/Narcotic Violations	111	111	124	8
Drug/Narcotic Equipment Violations	95	95	27	0
Gambling - Betting/Wagering	0	0	0	0
Gambling - Operating/Promoting	0	0	0	0
Gambling - Equipment Violations	0	0	0	0
Gambling - Sports Tampering	0	0	0	0
Pornography/Obscene Material	0	0	0	0
Prostitution	1	1	1	0
Prostitution Assisting/Promoting	0	0	0	0
Weapon Law Violations	12	12	6	0
<b>Total Group A Offenses</b>	<b>1,535</b>	<b>529</b>	<b>399</b>	<b>38</b>



# Macon County Sheriff's Department - 2006

**2005 Population Estimate** N/A

**Offense Overview**

Offense Total 625  
 Number Cleared 284  
 Percent Cleared 45.44 %

Group A Crimes per 100,000 population N/A

**Arrest Overview**

Total Arrests 1,036  
 Adult Arrests 876  
 Juvenile Arrests 160  
 Unknown Age 0

Arrests per 100,000 population N/A

Average number offenses/incident 1.09

**Domestic Violence Victims**

Offense	Total	Arrests
Murder	0	0
Aggravated Assault	18	17
Simple Assault	56	51
Intimidation	5	5
Stalking	0	0
Forcible Rape	1	0
Forcible Sodomy	0	0
Sexual Assault W/Object	0	0
Forcible Fondling	0	0
Incest	0	0
Statutory Rape	0	0
Kidnaping/Abduction	1	1
<b>Total</b>	<b>81</b>	<b>74</b>

**TIBRS Group B Arrests**

Offense	Adult	Juvenile
Bad Checks	101	0
Curfew/Vagrancy	0	0
Disorderly Conduct	6	1
DUI	67	2
Drunkenness	61	8
Family-Non Violent	34	0
Liquor Law Violations	0	2
Peeping Tom	0	0
Runaway	0	0
Trespass	6	1
All Other Offenses	398	99
<b>Total Group B</b>	<b>673</b>	<b>113</b>

TIBRS Group A Offenses	Offenses		Arrests	
	Reported	Cleared	Adult	Juvenile
<b>Crimes Against Persons</b>				
Murder	0	0	0	0
Negligent Manslaughter	0	0	0	0
Kidnaping/Abduction	1	1	1	0
Forcible Rape	2	2	1	0
Forcible Sodomy	1	1	1	0
Sexual Assault W/Object	0	0	0	0
Forcible Fondling	0	0	0	0
Incest	0	0	0	0
Statutory Rape	1	1	2	0
Aggravated Assault	36	32	31	0
Simple Assault	113	85	75	6
Intimidation	34	7	6	2
Stalking	0	0	0	0
<b>Crimes Against Property</b>				
Arson	5	0	0	0
Bribery	0	0	0	0
Burglary	62	4	6	0
Counterfeiting/Forgery	11	7	6	1
Destruction/Damage/Vandalism	158	50	13	27
Embezzlement	0	0	0	0
Extortion/Blackmail	0	0	0	0
Fraud - False Pretenses	6	3	1	0
Fraud - Credit Card/ATM	1	1	1	0
Fraud - Impersonation	1	1	1	0
Fraud - Welfare	0	0	0	0
Fraud - Wire	0	0	0	0
Motor Vehicle Theft	20	8	7	2
Robbery	1	0	0	0
Stolen Property Offenses	0	0	0	0
Theft - Pocket-picking	5	2	1	1
Theft - Purse Snatching	1	0	0	0
Theft - Shoplifting	1	1	1	0
Theft From Building	4	3	3	0
Theft From Coin Machine	1	0	0	0
Theft From Motor Vehicle	11	0	0	0
Theft of Motor Vehicle Parts	7	0	0	0
Theft - All Other Larceny	79	13	11	1
<b>Crimes Against Society</b>				
Drug/Narcotic Violations	38	37	31	5
Drug/Narcotic Equipment Violations	24	24	3	2
Gambling - Betting/Wagering	0	0	0	0
Gambling - Operating/Promoting	0	0	0	0
Gambling - Equipment Violations	0	0	0	0
Gambling - Sports Tampering	0	0	0	0
Pornography/Obscene Material	0	0	0	0
Prostitution	0	0	0	0
Prostitution Assisting/Promoting	0	0	0	0
Weapon Law Violations	1	1	1	0
<b>Total Group A Offenses</b>	<b>625</b>	<b>284</b>	<b>203</b>	<b>47</b>





# Madison County Sheriff's Department - 2006

**2005 Population Estimate** N/A

**Offense Overview**

Offense Total 2,396  
 Number Cleared 886  
 Percent Cleared 36.98 %

Group A Crimes per 100,000 population N/A

**Arrest Overview**

Total Arrests 1,560  
 Adult Arrests 1,270  
 Juvenile Arrests 290  
 Unknown Age 0

Arrests per 100,000 population N/A

Average number offenses/incident 1.17

**Domestic Violence Victims**

Offense	Total	Arrests
Murder	0	0
Aggravated Assault	62	40
Simple Assault	183	81
Intimidation	53	2
Stalking	4	0
Forcible Rape	4	1
Forcible Sodomy	0	0
Sexual Assault W/Object	0	0
Forcible Fondling	6	0
Incest	0	0
Statutory Rape	1	0
Kidnaping/Abduction	3	0
<b>Total</b>	<b>316</b>	<b>124</b>

**TIBRS Group B Arrests**

Offense	Adult	Juvenile
Bad Checks	165	0
Curfew/Vagrancy	0	0
Disorderly Conduct	12	39
DUI	73	2
Drunkenness	32	6
Family-Non Violent	1	0
Liquor Law Violations	8	18
Peeping Tom	0	0
Runaway	0	31
Trespass	15	6
All Other Offenses	561	28
<b>Total Group B</b>	<b>867</b>	<b>130</b>

TIBRS Group A Offenses	Offenses		Arrests	
	Reported	Cleared	Adult	Juvenile
<b>Crimes Against Persons</b>				
Murder	0	0	0	0
Negligent Manslaughter	0	0	0	0
Kidnaping/Abduction	6	4	1	0
Forcible Rape	12	3	1	0
Forcible Sodomy	1	0	0	0
Sexual Assault W/Object	0	0	0	0
Forcible Fondling	22	1	0	0
Incest	0	0	0	0
Statutory Rape	4	3	1	0
Aggravated Assault	138	96	46	11
Simple Assault	370	248	91	72
Intimidation	197	85	9	4
Stalking	8	3	2	0
<b>Crimes Against Property</b>				
Arson	4	0	0	0
Bribery	0	0	0	0
Burglary	290	30	17	5
Counterfeiting/Forgery	39	16	7	1
Destruction/Damage/Vandalism	378	92	45	9
Embezzlement	0	0	0	0
Extortion/Blackmail	0	0	0	0
Fraud - False Pretenses	19	7	7	0
Fraud - Credit Card/ATM	25	7	2	0
Fraud - Impersonation	41	20	16	2
Fraud - Welfare	0	0	0	0
Fraud - Wire	2	0	0	0
Motor Vehicle Theft	81	12	2	3
Robbery	11	4	6	0
Stolen Property Offenses	5	4	4	1
Theft - Pocket-picking	0	0	0	0
Theft - Purse Snatching	0	0	0	0
Theft - Shoplifting	8	5	4	2
Theft From Building	102	38	12	4
Theft From Coin Machine	6	0	0	0
Theft From Motor Vehicle	86	10	4	3
Theft of Motor Vehicle Parts	62	7	1	4
Theft - All Other Larceny	323	46	32	14
<b>Crimes Against Society</b>				
Drug/Narcotic Violations	89	85	61	20
Drug/Narcotic Equipment Violations	32	28	9	0
Gambling - Betting/Wagering	0	0	0	0
Gambling - Operating/Promoting	0	0	0	0
Gambling - Equipment Violations	0	0	0	0
Gambling - Sports Tampering	0	0	0	0
Pornography/Obscene Material	0	0	0	0
Prostitution	2	2	2	0
Prostitution Assisting/Promoting	1	1	1	0
Weapon Law Violations	32	29	20	5
<b>Total Group A Offenses</b>	<b>2,396</b>	<b>886</b>	<b>403</b>	<b>160</b>



# Marion County Sheriff's Department - 2006

**2005 Population Estimate** N/A

**Offense Overview**

Offense Total 708  
 Number Cleared 254  
 Percent Cleared 35.88 %

Group A Crimes per 100,000 population N/A

**Arrest Overview**

Total Arrests 955  
 Adult Arrests 955  
 Juvenile Arrests 0  
 Unknown Age 0

Arrests per 100,000 population N/A

Average number offenses/incident 1.09

**Domestic Violence Victims**

Offense	Total	Arrests
Murder	0	0
Aggravated Assault	10	5
Simple Assault	67	45
Intimidation	20	3
Stalking	1	0
Forcible Rape	0	0
Forcible Sodomy	0	0
Sexual Assault W/Object	0	0
Forcible Fondling	0	0
Incest	0	0
Statutory Rape	0	0
Kidnaping/Abduction	2	1
<b>Total</b>	<b>100</b>	<b>54</b>

**TIBRS Group B Arrests**

Offense	Adult	Juvenile
Bad Checks	7	0
Curfew/Vagrancy	0	0
Disorderly Conduct	24	0
DUI	69	0
Drunkenness	128	0
Family-Non Violent	0	0
Liquor Law Violations	25	0
Peeping Tom	0	0
Runaway	0	0
Trespass	15	0
All Other Offenses	447	0
<b>Total Group B</b>	<b>715</b>	<b>0</b>

TIBRS Group A Offenses	Offenses		Arrests	
	Reported	Cleared	Adult	Juvenile
<b>Crimes Against Persons</b>				
Murder	0	0	0	0
Negligent Manslaughter	0	0	0	0
Kidnaping/Abduction	2	1	0	0
Forcible Rape	0	0	0	0
Forcible Sodomy	0	0	0	0
Sexual Assault W/Object	0	0	0	0
Forcible Fondling	3	1	1	0
Incest	0	0	0	0
Statutory Rape	1	1	1	0
Aggravated Assault	46	25	24	0
Simple Assault	100	61	61	0
Intimidation	68	10	8	0
Stalking	3	2	2	0
<b>Crimes Against Property</b>				
Arson	3	0	0	0
Bribery	0	0	0	0
Burglary	53	9	11	0
Counterfeiting/Forgery	4	0	1	0
Destruction/Damage/Vandalism	97	11	6	0
Embezzlement	0	0	0	0
Extortion/Blackmail	0	0	0	0
Fraud - False Pretenses	12	3	2	0
Fraud - Credit Card/ATM	6	2	3	0
Fraud - Impersonation	4	2	2	0
Fraud - Welfare	0	0	0	0
Fraud - Wire	0	0	0	0
Motor Vehicle Theft	59	18	7	0
Robbery	2	0	0	0
Stolen Property Offenses	0	0	0	0
Theft - Pocket-picking	0	0	0	0
Theft - Purse Snatching	0	0	0	0
Theft - Shoplifting	0	0	0	0
Theft From Building	1	1	1	0
Theft From Coin Machine	0	0	0	0
Theft From Motor Vehicle	18	3	2	0
Theft of Motor Vehicle Parts	14	1	1	0
Theft - All Other Larceny	129	22	28	0
<b>Crimes Against Society</b>				
Drug/Narcotic Violations	56	55	69	0
Drug/Narcotic Equipment Violations	19	19	6	0
Gambling - Betting/Wagering	0	0	0	0
Gambling - Operating/Promoting	0	0	0	0
Gambling - Equipment Violations	0	0	0	0
Gambling - Sports Tampering	0	0	0	0
Pornography/Obscene Material	1	0	0	0
Prostitution	0	0	0	0
Prostitution Assisting/Promoting	0	0	0	0
Weapon Law Violations	7	7	4	0
<b>Total Group A Offenses</b>	<b>708</b>	<b>254</b>	<b>240</b>	<b>0</b>



# Marshall County Sheriff's Department - 2006

2005 Population Estimate N/A

## Offense Overview

Offense Total 604  
Number Cleared 182  
Percent Cleared 30.13 %

Group A Crimes per 100,000 population N/A

## Arrest Overview

Total Arrests 619  
Adult Arrests 580  
Juvenile Arrests 39  
Unknown Age 0

Arrests per 100,000 population N/A

Average number offenses/incident 1.11

## Domestic Violence Victims

Offense	Total	Arrests
Murder	0	0
Aggravated Assault	16	9
Simple Assault	98	43
Intimidation	20	5
Stalking	1	0
Forcible Rape	0	0
Forcible Sodomy	1	0
Sexual Assault W/Object	0	0
Forcible Fondling	0	0
Incest	0	0
Statutory Rape	0	0
Kidnaping/Abduction	0	0
<b>Total</b>	<b>136</b>	<b>57</b>

## TIBRS Group B Arrests

Offense	Adult	Juvenile
Bad Checks	114	0
Curfew/Vagrancy	0	0
Disorderly Conduct	3	0
DUI	20	0
Drunkenness	23	2
Family-Non Violent	2	0
Liquor Law Violations	0	2
Peeping Tom	0	0
Runaway	0	2
Trespass	3	0
All Other Offenses	276	1
<b>Total Group B</b>	<b>441</b>	<b>7</b>

TIBRS Group A Offenses	Offenses		Arrests	
	Reported	Cleared	Adult	Juvenile
<b>Crimes Against Persons</b>				
Murder	0	0	0	0
Negligent Manslaughter	0	0	0	0
Kidnaping/Abduction	1	0	0	0
Forcible Rape	0	0	0	0
Forcible Sodomy	1	0	0	0
Sexual Assault W/Object	2	1	1	0
Forcible Fondling	2	1	0	0
Incest	0	0	0	0
Statutory Rape	0	0	0	0
Aggravated Assault	26	16	10	1
Simple Assault	147	65	58	7
Intimidation	63	9	8	0
Stalking	1	0	0	0
<b>Crimes Against Property</b>				
Arson	1	0	0	0
Bribery	0	0	0	0
Burglary	70	10	8	9
Counterfeiting/Forgery	14	12	14	0
Destruction/Damage/Vandalism	62	8	4	3
Embezzlement	0	0	0	0
Extortion/Blackmail	0	0	0	0
Fraud - False Pretenses	17	9	1	0
Fraud - Credit Card/ATM	2	1	1	0
Fraud - Impersonation	1	0	0	0
Fraud - Welfare	0	0	0	0
Fraud - Wire	1	1	0	0
Motor Vehicle Theft	26	3	3	0
Robbery	4	2	5	0
Stolen Property Offenses	0	0	0	0
Theft - Pocket-picking	0	0	0	0
Theft - Purse Snatching	0	0	0	0
Theft - Shoplifting	0	0	0	0
Theft From Building	17	1	0	2
Theft From Coin Machine	1	1	0	1
Theft From Motor Vehicle	16	2	2	0
Theft of Motor Vehicle Parts	9	0	0	0
Theft - All Other Larceny	91	11	12	0
<b>Crimes Against Society</b>				
Drug/Narcotic Violations	14	14	9	7
Drug/Narcotic Equipment Violations	7	7	1	0
Gambling - Betting/Wagering	0	0	0	0
Gambling - Operating/Promoting	0	0	0	0
Gambling - Equipment Violations	0	0	0	0
Gambling - Sports Tampering	0	0	0	0
Pornography/Obscene Material	0	0	0	0
Prostitution	0	0	0	0
Prostitution Assisting/Promoting	0	0	0	0
Weapon Law Violations	8	8	2	2
<b>Total Group A Offenses</b>	<b>604</b>	<b>182</b>	<b>139</b>	<b>32</b>



# Maury County Sheriff's Department - 2006

**2005 Population Estimate** N/A

**Offense Overview**

Offense Total 2,350  
 Number Cleared 1,015  
 Percent Cleared 43.19 %

Group A Crimes per 100,000 population N/A

**Arrest Overview**

Total Arrests 3,061  
 Adult Arrests 2,765  
 Juvenile Arrests 296  
 Unknown Age 0

Arrests per 100,000 population N/A

Average number offenses/incident 1.14

**Domestic Violence Victims**

Offense	Total	Arrests
Murder	1	1
Aggravated Assault	57	38
Simple Assault	297	158
Intimidation	30	13
Stalking	3	2
Forcible Rape	2	1
Forcible Sodomy	0	0
Sexual Assault W/Object	0	0
Forcible Fondling	6	1
Incest	3	1
Statutory Rape	4	1
Kidnaping/Abduction	9	0
<b>Total</b>	<b>412</b>	<b>216</b>

**TIBRS Group B Arrests**

Offense	Adult	Juvenile
Bad Checks	350	0
Curfew/Vagrancy	0	3
Disorderly Conduct	19	14
DUI	55	1
Drunkenness	82	0
Family-Non Violent	184	0
Liquor Law Violations	57	5
Peeping Tom	0	0
Runaway	0	26
Trespass	12	1
All Other Offenses	1,303	34
<b>Total Group B</b>	<b>2,062</b>	<b>84</b>

TIBRS Group A Offenses	Offenses		Arrests	
	Reported	Cleared	Adult	Juvenile
<b>Crimes Against Persons</b>				
Murder	2	1	0	1
Negligent Manslaughter	0	0	0	0
Kidnaping/Abduction	11	1	0	0
Forcible Rape	9	3	3	0
Forcible Sodomy	0	0	0	0
Sexual Assault W/Object	0	0	0	0
Forcible Fondling	22	3	1	1
Incest	3	1	1	0
Statutory Rape	8	2	1	0
Aggravated Assault	130	79	60	5
Simple Assault	563	359	189	137
Intimidation	84	21	18	1
Stalking	12	5	4	0
<b>Crimes Against Property</b>				
Arson	13	3	3	2
Bribery	2	0	0	0
Burglary	172	45	56	5
Counterfeiting/Forgery	32	21	19	1
Destruction/Damage/Vandalism	278	31	14	12
Embezzlement	0	0	0	0
Extortion/Blackmail	0	0	0	0
Fraud - False Pretenses	21	1	1	0
Fraud - Credit Card/ATM	18	3	4	0
Fraud - Impersonation	49	19	16	2
Fraud - Welfare	0	0	0	0
Fraud - Wire	1	0	0	0
Motor Vehicle Theft	89	24	23	1
Robbery	6	2	2	0
Stolen Property Offenses	7	7	7	0
Theft - Pocket-picking	0	0	0	0
Theft - Purse Snatching	0	0	0	0
Theft - Shoplifting	2	0	0	0
Theft From Building	65	17	14	3
Theft From Coin Machine	1	0	0	0
Theft From Motor Vehicle	64	4	1	6
Theft of Motor Vehicle Parts	57	6	5	0
Theft - All Other Larceny	291	27	26	2
<b>Crimes Against Society</b>				
Drug/Narcotic Violations	224	220	195	30
Drug/Narcotic Equipment Violations	84	82	22	3
Gambling - Betting/Wagering	1	1	0	0
Gambling - Operating/Promoting	0	0	0	0
Gambling - Equipment Violations	0	0	0	0
Gambling - Sports Tampering	0	0	0	0
Pornography/Obscene Material	2	0	0	0
Prostitution	0	0	0	0
Prostitution Assisting/Promoting	0	0	0	0
Weapon Law Violations	27	27	18	0
<b>Total Group A Offenses</b>	<b>2,350</b>	<b>1,015</b>	<b>703</b>	<b>212</b>



**2005 Population Estimate** N/A

**Offense Overview**

Offense Total 2,460  
 Number Cleared 619  
 Percent Cleared 25.16 %

Group A Crimes per 100,000 population N/A

**Arrest Overview**

Total Arrests 1,661  
 Adult Arrests 1,527  
 Juvenile Arrests 134  
 Unknown Age 0

Arrests per 100,000 population N/A

Average number offenses/incident 1.13

**Domestic Violence Victims**

Offense	Total	Arrests
Murder	0	0
Aggravated Assault	60	29
Simple Assault	300	66
Intimidation	75	4
Stalking	6	1
Forcible Rape	1	1
Forcible Sodomy	0	0
Sexual Assault W/Object	0	0
Forcible Fondling	6	3
Incest	0	0
Statutory Rape	1	1
Kidnaping/Abduction	4	2
<b>Total</b>	<b>453</b>	<b>107</b>

**TIBRS Group B Arrests**

Offense	Adult	Juvenile
Bad Checks	145	0
Curfew/Vagrancy	0	0
Disorderly Conduct	0	7
DUI	49	0
Drunkenness	11	0
Family-Non Violent	102	0
Liquor Law Violations	10	2
Peeping Tom	0	0
Runaway	0	3
Trespass	12	0
All Other Offenses	749	31
<b>Total Group B</b>	<b>1,078</b>	<b>43</b>

TIBRS Group A Offenses	Offenses		Arrests	
	Reported	Cleared	Adult	Juvenile
<b>Crimes Against Persons</b>				
Murder	1	1	1	0
Negligent Manslaughter	0	0	0	0
Kidnaping/Abduction	6	4	2	0
Forcible Rape	7	3	3	0
Forcible Sodomy	0	0	0	0
Sexual Assault W/Object	0	0	0	0
Forcible Fondling	8	4	4	0
Incest	0	0	0	0
Statutory Rape	4	3	3	0
Aggravated Assault	137	77	56	3
Simple Assault	455	160	86	46
Intimidation	226	15	7	1
Stalking	9	1	1	0
<b>Crimes Against Property</b>				
Arson	7	4	4	0
Bribery	0	0	0	0
Burglary	398	29	33	3
Counterfeiting/Forgery	7	4	6	0
Destruction/Damage/Vandalism	268	24	12	1
Embezzlement	5	2	3	0
Extortion/Blackmail	0	0	0	0
Fraud - False Pretenses	39	4	0	0
Fraud - Credit Card/ATM	0	0	1	0
Fraud - Impersonation	4	4	2	0
Fraud - Welfare	0	0	0	0
Fraud - Wire	0	0	0	0
Motor Vehicle Theft	84	8	7	1
Robbery	8	7	12	0
Stolen Property Offenses	15	15	12	2
Theft - Pocket-picking	0	0	0	0
Theft - Purse Snatching	1	0	0	0
Theft - Shoplifting	7	0	0	0
Theft From Building	124	18	8	6
Theft From Coin Machine	3	1	0	4
Theft From Motor Vehicle	68	1	0	0
Theft of Motor Vehicle Parts	40	0	0	0
Theft - All Other Larceny	309	16	18	1
<b>Crimes Against Society</b>				
Drug/Narcotic Violations	132	128	121	20
Drug/Narcotic Equipment Violations	74	72	40	0
Gambling - Betting/Wagering	0	0	0	0
Gambling - Operating/Promoting	0	0	0	0
Gambling - Equipment Violations	0	0	0	0
Gambling - Sports Tampering	0	0	0	0
Pornography/Obscene Material	0	0	0	0
Prostitution	0	0	0	0
Prostitution Assisting/Promoting	0	0	0	0
Weapon Law Violations	14	14	7	3
<b>Total Group A Offenses</b>	<b>2,460</b>	<b>619</b>	<b>449</b>	<b>91</b>



**2005 Population Estimate** N/A

**Offense Overview**

Offense Total 1,039  
 Number Cleared 356  
 Percent Cleared 34.26 %

Group A Crimes per 100,000 population N/A

**Arrest Overview**

Total Arrests 876  
 Adult Arrests 864  
 Juvenile Arrests 12  
 Unknown Age 0

Arrests per 100,000 population N/A

Average number offenses/incident 1.12

**Domestic Violence Victims**

Offense	Total	Arrests
Murder	0	0
Aggravated Assault	13	10
Simple Assault	66	46
Intimidation	13	2
Stalking	2	1
Forcible Rape	1	0
Forcible Sodomy	0	0
Sexual Assault W/Object	0	0
Forcible Fondling	0	0
Incest	0	0
Statutory Rape	1	1
Kidnaping/Abduction	1	0
<b>Total</b>	<b>97</b>	<b>60</b>

**TIBRS Group B Arrests**

Offense	Adult	Juvenile
Bad Checks	104	0
Curfew/Vagrancy	0	0
Disorderly Conduct	3	1
DUI	16	0
Drunkenness	23	0
Family-Non Violent	3	0
Liquor Law Violations	0	0
Peeping Tom	0	0
Runaway	0	0
Trespass	4	0
All Other Offenses	386	0
<b>Total Group B</b>	<b>539</b>	<b>1</b>

TIBRS Group A Offenses	Offenses		Arrests	
	Reported	Cleared	Adult	Juvenile
<b>Crimes Against Persons</b>				
Murder	0	0	0	0
Negligent Manslaughter	2	2	1	0
Kidnaping/Abduction	1	0	0	0
Forcible Rape	3	0	0	0
Forcible Sodomy	0	0	0	0
Sexual Assault W/Object	0	0	0	0
Forcible Fondling	0	0	0	0
Incest	0	0	0	0
Statutory Rape	1	1	1	0
Aggravated Assault	45	25	23	1
Simple Assault	129	70	68	2
Intimidation	74	3	3	0
Stalking	3	1	1	0
<b>Crimes Against Property</b>				
Arson	2	0	0	0
Bribery	0	0	0	0
Burglary	116	11	15	0
Counterfeiting/Forgery	7	1	0	0
Destruction/Damage/Vandalism	89	5	4	0
Embezzlement	0	0	0	0
Extortion/Blackmail	0	0	0	0
Fraud - False Pretenses	10	4	2	0
Fraud - Credit Card/ATM	6	0	0	0
Fraud - Impersonation	12	3	4	0
Fraud - Welfare	0	0	0	0
Fraud - Wire	0	0	0	0
Motor Vehicle Theft	70	3	3	0
Robbery	3	0	0	0
Stolen Property Offenses	11	3	0	0
Theft - Pocket-picking	0	0	0	0
Theft - Purse Snatching	0	0	0	0
Theft - Shoplifting	5	2	2	0
Theft From Building	79	3	3	0
Theft From Coin Machine	0	0	0	0
Theft From Motor Vehicle	24	0	0	0
Theft of Motor Vehicle Parts	13	0	0	0
Theft - All Other Larceny	120	5	5	2
<b>Crimes Against Society</b>				
Drug/Narcotic Violations	121	121	153	6
Drug/Narcotic Equipment Violations	78	78	28	0
Gambling - Betting/Wagering	0	0	0	0
Gambling - Operating/Promoting	0	0	0	0
Gambling - Equipment Violations	0	0	0	0
Gambling - Sports Tampering	0	0	0	0
Pornography/Obscene Material	0	0	0	0
Prostitution	0	0	0	0
Prostitution Assisting/Promoting	0	0	0	0
Weapon Law Violations	15	15	9	0
<b>Total Group A Offenses</b>	<b>1,039</b>	<b>356</b>	<b>325</b>	<b>11</b>



# Meigs County Sheriff's Department - 2006

2005 Population Estimate N/A

## Offense Overview

Offense Total 790  
Number Cleared 183  
Percent Cleared 23.16 %

Group A Crimes per 100,000 population N/A

## Arrest Overview

Total Arrests 537  
Adult Arrests 536  
Juvenile Arrests 1  
Unknown Age 0

Arrests per 100,000 population N/A

Average number offenses/incident 1.10

## Domestic Violence Victims

Offense	Total	Arrests
Murder	0	0
Aggravated Assault	13	9
Simple Assault	83	30
Intimidation	8	0
Stalking	1	0
Forcible Rape	0	0
Forcible Sodomy	0	0
Sexual Assault W/Object	0	0
Forcible Fondling	1	0
Incest	0	0
Statutory Rape	1	0
Kidnaping/Abduction	0	0
<b>Total</b>	<b>107</b>	<b>39</b>

## TIBRS Group B Arrests

Offense	Adult	Juvenile
Bad Checks	3	0
Curfew/Vagrancy	0	0
Disorderly Conduct	8	0
DUI	52	0
Drunkenness	63	0
Family-Non Violent	13	0
Liquor Law Violations	2	0
Peeping Tom	0	0
Runaway	0	0
Trespass	7	0
All Other Offenses	219	1
<b>Total Group B</b>	<b>367</b>	<b>1</b>

TIBRS Group A Offenses	Offenses		Arrests	
	Reported	Cleared	Adult	Juvenile
<b>Crimes Against Persons</b>				
Murder	0	0	0	0
Negligent Manslaughter	0	0	0	0
Kidnaping/Abduction	0	0	0	0
Forcible Rape	1	0	0	0
Forcible Sodomy	0	0	0	0
Sexual Assault W/Object	2	0	0	0
Forcible Fondling	4	0	0	0
Incest	0	0	0	0
Statutory Rape	1	1	0	0
Aggravated Assault	33	19	15	0
Simple Assault	140	57	51	0
Intimidation	47	0	0	0
Stalking	3	0	0	0
<b>Crimes Against Property</b>				
Arson	2	1	1	0
Bribery	0	0	0	0
Burglary	95	6	8	0
Counterfeiting/Forgery	5	1	0	0
Destruction/Damage/Vandalism	124	9	5	0
Embezzlement	0	0	0	0
Extortion/Blackmail	0	0	0	0
Fraud - False Pretenses	2	0	0	0
Fraud - Credit Card/ATM	12	1	1	0
Fraud - Impersonation	5	1	1	0
Fraud - Welfare	0	0	0	0
Fraud - Wire	1	0	0	0
Motor Vehicle Theft	45	9	9	0
Robbery	1	0	0	0
Stolen Property Offenses	26	7	9	0
Theft - Pocket-picking	0	0	0	0
Theft - Purse Snatching	0	0	0	0
Theft - Shoplifting	1	0	0	0
Theft From Building	35	4	5	0
Theft From Coin Machine	0	0	0	0
Theft From Motor Vehicle	36	1	2	0
Theft of Motor Vehicle Parts	11	1	1	0
Theft - All Other Larceny	97	5	7	0
<b>Crimes Against Society</b>				
Drug/Narcotic Violations	39	38	46	0
Drug/Narcotic Equipment Violations	19	19	7	0
Gambling - Betting/Wagering	0	0	0	0
Gambling - Operating/Promoting	0	0	0	0
Gambling - Equipment Violations	0	0	0	0
Gambling - Sports Tampering	0	0	0	0
Pornography/Obscene Material	0	0	0	0
Prostitution	0	0	0	0
Prostitution Assisting/Promoting	0	0	0	0
Weapon Law Violations	3	3	1	0
<b>Total Group A Offenses</b>	<b>790</b>	<b>183</b>	<b>169</b>	<b>0</b>



**2005 Population Estimate**                      **N/A**

**Offense Overview**

Offense Total                                      403  
 Number Cleared                                201  
 Percent Cleared                                49.88 %

Group A Crimes per 100,000  
 population                                      N/A

**Arrest Overview**

Total Arrests                                    820  
 Adult Arrests                                    737  
 Juvenile Arrests                                83  
 Unknown Age                                    0

Arrests per 100,000 population            N/A

Average number offenses/incident        1.04

**Domestic Violence Victims**

Offense	Total	Arrests
Murder	0	0
Aggravated Assault	9	8
Simple Assault	43	42
Intimidation	5	5
Stalking	0	0
Forcible Rape	0	0
Forcible Sodomy	0	0
Sexual Assault W/Object	0	0
Forcible Fondling	0	0
Incest	0	0
Statutory Rape	0	0
Kidnaping/Abduction	0	0
<b>Total</b>	<b>57</b>	<b>55</b>

**TIBRS Group B Arrests**

Offense	Adult	Juvenile
Bad Checks	121	0
Curfew/Vagrancy	2	1
Disorderly Conduct	16	19
DUI	53	0
Drunkenness	64	3
Family-Non Violent	12	5
Liquor Law Violations	1	2
Peeping Tom	0	0
Runaway	0	3
Trespass	8	0
All Other Offenses	289	20
<b>Total Group B</b>	<b>566</b>	<b>53</b>

TIBRS Group A Offenses	Offenses		Arrests	
	Reported	Cleared	Adult	Juvenile
<b>Crimes Against Persons</b>				
Murder	0	0	0	0
Negligent Manslaughter	0	0	0	0
Kidnaping/Abduction	0	0	0	0
Forcible Rape	0	0	0	0
Forcible Sodomy	0	0	0	0
Sexual Assault W/Object	0	0	0	0
Forcible Fondling	1	0	0	0
Incest	0	0	0	0
Statutory Rape	0	0	0	0
Aggravated Assault	24	21	17	1
Simple Assault	74	58	55	4
Intimidation	33	23	19	0
Stalking	0	0	0	0
<b>Crimes Against Property</b>				
Arson	0	0	0	0
Bribery	0	0	0	0
Burglary	26	3	3	0
Counterfeiting/Forgery	40	9	11	0
Destruction/Damage/Vandalism	48	12	5	18
Embezzlement	4	3	2	0
Extortion/Blackmail	0	0	0	0
Fraud - False Pretenses	14	0	1	0
Fraud - Credit Card/ATM	2	0	0	0
Fraud - Impersonation	0	0	0	0
Fraud - Welfare	0	0	0	0
Fraud - Wire	0	0	0	0
Motor Vehicle Theft	5	2	2	0
Robbery	0	0	0	0
Stolen Property Offenses	2	2	2	0
Theft - Pocket-picking	0	0	0	0
Theft - Purse Snatching	0	0	0	0
Theft - Shoplifting	3	3	2	1
Theft From Building	32	9	9	1
Theft From Coin Machine	0	0	0	0
Theft From Motor Vehicle	11	2	2	0
Theft of Motor Vehicle Parts	7	0	0	0
Theft - All Other Larceny	31	9	5	3
<b>Crimes Against Society</b>				
Drug/Narcotic Violations	28	27	25	2
Drug/Narcotic Equipment Violations	15	15	9	0
Gambling - Betting/Wagering	0	0	0	0
Gambling - Operating/Promoting	0	0	0	0
Gambling - Equipment Violations	0	0	0	0
Gambling - Sports Tampering	0	0	0	0
Pornography/Obscene Material	1	1	1	0
Prostitution	0	0	0	0
Prostitution Assisting/Promoting	0	0	0	0
Weapon Law Violations	2	2	1	0
<b>Total Group A Offenses</b>	<b>403</b>	<b>201</b>	<b>171</b>	<b>30</b>





# Monroe County Sheriff's Department - 2006

**2005 Population Estimate** N/A

## Offense Overview

Offense Total 1,742  
Number Cleared 547  
Percent Cleared 31.40 %

Group A Crimes per 100,000 population N/A

## Arrest Overview

Total Arrests 1,074  
Adult Arrests 1,033  
Juvenile Arrests 41  
Unknown Age 0

Arrests per 100,000 population N/A

Average number offenses/incident 1.13

## Domestic Violence Victims

Offense	Total	Arrests
Murder	0	0
Aggravated Assault	43	25
Simple Assault	199	99
Intimidation	29	4
Stalking	1	0
Forcible Rape	2	2
Forcible Sodomy	1	1
Sexual Assault W/Object	0	0
Forcible Fondling	1	1
Incest	0	0
Statutory Rape	1	1
Kidnaping/Abduction	0	0
<b>Total</b>	<b>277</b>	<b>133</b>

## TIBRS Group B Arrests

Offense	Adult	Juvenile
Bad Checks	30	0
Curfew/Vagrancy	0	0
Disorderly Conduct	14	0
DUI	59	0
Drunkenness	99	0
Family-Non Violent	4	0
Liquor Law Violations	9	2
Peeping Tom	0	0
Runaway	0	14
Trespass	16	1
All Other Offenses	287	0
<b>Total Group B</b>	<b>518</b>	<b>17</b>

TIBRS Group A Offenses	Offenses		Arrests	
	Reported	Cleared	Adult	Juvenile
<b>Crimes Against Persons</b>				
Murder	0	0	0	0
Negligent Manslaughter	0	0	0	0
Kidnaping/Abduction	0	0	0	0
Forcible Rape	9	6	2	3
Forcible Sodomy	1	1	0	1
Sexual Assault W/Object	0	0	0	0
Forcible Fondling	5	3	2	1
Incest	0	0	0	0
Statutory Rape	5	5	5	0
Aggravated Assault	106	63	42	11
Simple Assault	275	148	127	3
Intimidation	91	21	16	0
Stalking	3	2	1	0
<b>Crimes Against Property</b>				
Arson	11	2	4	0
Bribery	0	0	0	0
Burglary	281	34	37	0
Counterfeiting/Forgery	3	0	0	0
Destruction/Damage/Vandalism	219	29	24	3
Embezzlement	0	0	0	0
Extortion/Blackmail	0	0	0	0
Fraud - False Pretenses	22	5	6	0
Fraud - Credit Card/ATM	7	2	0	0
Fraud - Impersonation	4	1	1	0
Fraud - Welfare	0	0	0	0
Fraud - Wire	4	0	0	0
Motor Vehicle Theft	86	14	14	0
Robbery	2	2	2	0
Stolen Property Offenses	11	1	1	0
Theft - Pocket-picking	0	0	0	0
Theft - Purse Snatching	0	0	0	0
Theft - Shoplifting	5	3	4	0
Theft From Building	46	6	6	0
Theft From Coin Machine	4	0	0	0
Theft From Motor Vehicle	60	6	6	0
Theft of Motor Vehicle Parts	28	1	2	0
Theft - All Other Larceny	286	27	33	0
<b>Crimes Against Society</b>				
Drug/Narcotic Violations	93	92	106	1
Drug/Narcotic Equipment Violations	67	65	67	1
Gambling - Betting/Wagering	0	0	0	0
Gambling - Operating/Promoting	0	0	0	0
Gambling - Equipment Violations	0	0	0	0
Gambling - Sports Tampering	0	0	0	0
Pornography/Obscene Material	0	0	0	0
Prostitution	0	0	0	0
Prostitution Assisting/Promoting	0	0	0	0
Weapon Law Violations	8	8	7	0
<b>Total Group A Offenses</b>	<b>1,742</b>	<b>547</b>	<b>515</b>	<b>24</b>



# Montgomery County Sheriff's Department - 2006

<b>2005 Population Estimate</b>	N/A
<b>Offense Overview</b>	
Offense Total	2,218
Number Cleared	1,018
Percent Cleared	45.90 %
Group A Crimes per 100,000 population	N/A
<b>Arrest Overview</b>	
Total Arrests	2,538
Adult Arrests	2,178
Juvenile Arrests	360
Unknown Age	0
Arrests per 100,000 population	N/A
Average number offenses/incident	1.18

Domestic Violence Victims		
Offense	Total	Arrests
Murder	0	0
Aggravated Assault	49	42
Simple Assault	256	174
Intimidation	35	13
Stalking	5	1
Forcible Rape	10	4
Forcible Sodomy	0	0
Sexual Assault W/Object	1	0
Forcible Fondling	3	0
Incest	0	0
Statutory Rape	0	0
Kidnaping/Abduction	4	1
<b>Total</b>	<b>363</b>	<b>235</b>

TIBRS Group B Arrests		
Offense	Adult	Juvenile
Bad Checks	648	0
Curfew/Vagrancy	0	0
Disorderly Conduct	3	85
DUI	107	0
Drunkenness	48	2
Family-Non Violent	4	0
Liquor Law Violations	37	23
Peeping Tom	0	0
Runaway	0	1
Trespass	2	2
All Other Offenses	821	46
<b>Total Group B</b>	<b>1,670</b>	<b>159</b>

TIBRS Group A Offenses	Offenses		Arrests	
	Reported	Cleared	Adult	Juvenile
<b>Crimes Against Persons</b>				
Murder	1	1	1	0
Negligent Manslaughter	0	0	0	0
Kidnaping/Abduction	5	2	1	0
Forcible Rape	16	8	5	0
Forcible Sodomy	1	0	0	0
Sexual Assault W/Object	2	0	0	0
Forcible Fondling	10	1	1	2
Incest	0	0	0	0
Statutory Rape	0	0	0	0
Aggravated Assault	102	74	43	9
Simple Assault	494	354	190	52
Intimidation	149	58	14	2
Stalking	11	1	1	0
<b>Crimes Against Property</b>				
Arson	4	0	0	0
Bribery	1	1	1	0
Burglary	171	17	5	1
Counterfeiting/Forgery	31	12	13	0
Destruction/Damage/Vandalism	327	56	14	7
Embezzlement	0	0	0	0
Extortion/Blackmail	0	0	0	0
Fraud - False Pretenses	6	0	0	0
Fraud - Credit Card/ATM	23	1	1	0
Fraud - Impersonation	41	28	27	0
Fraud - Welfare	1	0	0	0
Fraud - Wire	1	0	0	0
Motor Vehicle Theft	70	14	3	11
Robbery	3	2	3	1
Stolen Property Offenses	1	1	1	0
Theft - Pocket-picking	15	0	0	0
Theft - Purse Snatching	1	0	0	0
Theft - Shoplifting	8	0	0	0
Theft From Building	148	35	10	14
Theft From Coin Machine	4	0	0	0
Theft From Motor Vehicle	46	3	0	0
Theft of Motor Vehicle Parts	26	1	1	0
Theft - All Other Larceny	169	28	9	7
<b>Crimes Against Society</b>				
Drug/Narcotic Violations	164	159	109	63
Drug/Narcotic Equipment Violations	106	104	32	2
Gambling - Betting/Wagering	0	0	0	0
Gambling - Operating/Promoting	0	0	0	0
Gambling - Equipment Violations	0	0	0	0
Gambling - Sports Tampering	0	0	0	0
Pornography/Obscene Material	3	1	0	0
Prostitution	0	0	0	0
Prostitution Assisting/Promoting	0	0	0	0
Weapon Law Violations	57	56	23	30
<b>Total Group A Offenses</b>	<b>2,218</b>	<b>1,018</b>	<b>508</b>	<b>201</b>



# Moore County Sheriff's Department - 2006

**2005 Population Estimate** N/A

**Offense Overview**

Offense Total 199  
 Number Cleared 77  
 Percent Cleared 38.69 %

Group A Crimes per 100,000 population N/A

**Arrest Overview**

Total Arrests 129  
 Adult Arrests 127  
 Juvenile Arrests 2  
 Unknown Age 0

Arrests per 100,000 population N/A

Average number offenses/incident 1.06

**Domestic Violence Victims**

Offense	Total	Arrests
Murder	0	0
Aggravated Assault	8	7
Simple Assault	16	9
Intimidation	4	0
Stalking	0	0
Forcible Rape	0	0
Forcible Sodomy	0	0
Sexual Assault W/Object	0	0
Forcible Fondling	0	0
Incest	0	0
Statutory Rape	0	0
Kidnaping/Abduction	0	0
<b>Total</b>	<b>28</b>	<b>16</b>

**TIBRS Group B Arrests**

Offense	Adult	Juvenile
Bad Checks	6	0
Curfew/Vagrancy	0	0
Disorderly Conduct	1	1
DUI	10	0
Drunkenness	9	1
Family-Non Violent	0	0
Liquor Law Violations	0	0
Peeping Tom	0	0
Runaway	0	0
Trespass	0	0
All Other Offenses	40	0
<b>Total Group B</b>	<b>66</b>	<b>2</b>

TIBRS Group A Offenses	Offenses		Arrests	
	Reported	Cleared	Adult	Juvenile
<b>Crimes Against Persons</b>				
Murder	0	0	1	0
Negligent Manslaughter	0	0	0	0
Kidnaping/Abduction	0	0	0	0
Forcible Rape	0	0	0	0
Forcible Sodomy	0	0	0	0
Sexual Assault W/Object	0	0	0	0
Forcible Fondling	0	0	0	0
Incest	0	0	0	0
Statutory Rape	3	3	3	0
Aggravated Assault	11	11	10	0
Simple Assault	22	16	13	0
Intimidation	12	3	1	0
Stalking	1	1	1	0
<b>Crimes Against Property</b>				
Arson	1	1	1	0
Bribery	0	0	0	0
Burglary	25	2	2	0
Counterfeiting/Forgery	1	0	0	0
Destruction/Damage/Vandalism	37	8	5	0
Embezzlement	0	0	0	0
Extortion/Blackmail	0	0	0	0
Fraud - False Pretenses	7	5	5	0
Fraud - Credit Card/ATM	0	0	0	0
Fraud - Impersonation	0	0	0	0
Fraud - Welfare	0	0	0	0
Fraud - Wire	0	0	0	0
Motor Vehicle Theft	6	2	1	0
Robbery	0	0	0	0
Stolen Property Offenses	0	0	0	0
Theft - Pocket-picking	0	0	0	0
Theft - Purse Snatching	0	0	0	0
Theft - Shoplifting	0	0	0	0
Theft From Building	12	5	2	0
Theft From Coin Machine	0	0	0	0
Theft From Motor Vehicle	9	0	0	0
Theft of Motor Vehicle Parts	0	0	0	0
Theft - All Other Larceny	39	8	6	0
<b>Crimes Against Society</b>				
Drug/Narcotic Violations	8	8	10	0
Drug/Narcotic Equipment Violations	5	4	0	0
Gambling - Betting/Wagering	0	0	0	0
Gambling - Operating/Promoting	0	0	0	0
Gambling - Equipment Violations	0	0	0	0
Gambling - Sports Tampering	0	0	0	0
Pornography/Obscene Material	0	0	0	0
Prostitution	0	0	0	0
Prostitution Assisting/Promoting	0	0	0	0
Weapon Law Violations	0	0	0	0
<b>Total Group A Offenses</b>	<b>199</b>	<b>77</b>	<b>61</b>	<b>0</b>



# Morgan County Sheriff's Department - 2006

**2005 Population Estimate** N/A

**Offense Overview**

Offense Total 389  
 Number Cleared 131  
 Percent Cleared 33.68 %

Group A Crimes per 100,000 population N/A

**Arrest Overview**

Total Arrests 472  
 Adult Arrests 469  
 Juvenile Arrests 3  
 Unknown Age 0

Arrests per 100,000 population N/A

Average number offenses/incident 1.04

**Domestic Violence Victims**

Offense	Total	Arrests
Murder	0	0
Aggravated Assault	5	4
Simple Assault	32	28
Intimidation	1	0
Stalking	0	0
Forcible Rape	0	0
Forcible Sodomy	0	0
Sexual Assault W/Object	0	0
Forcible Fondling	0	0
Incest	0	0
Statutory Rape	0	0
Kidnaping/Abduction	0	0
<b>Total</b>	<b>38</b>	<b>32</b>

**TIBRS Group B Arrests**

Offense	Adult	Juvenile
Bad Checks	6	0
Curfew/Vagrancy	0	0
Disorderly Conduct	9	0
DUI	36	0
Drunkenness	25	0
Family-Non Violent	0	0
Liquor Law Violations	1	0
Peeping Tom	0	0
Runaway	0	0
Trespass	1	0
All Other Offenses	257	1
<b>Total Group B</b>	<b>335</b>	<b>1</b>

TIBRS Group A Offenses	Offenses		Arrests	
	Reported	Cleared	Adult	Juvenile
<b>Crimes Against Persons</b>				
Murder	0	0	0	0
Negligent Manslaughter	0	0	0	0
Kidnaping/Abduction	0	0	0	0
Forcible Rape	0	0	0	0
Forcible Sodomy	0	0	0	0
Sexual Assault W/Object	0	0	0	0
Forcible Fondling	0	0	0	0
Incest	0	0	0	0
Statutory Rape	0	0	0	0
Aggravated Assault	9	7	7	0
Simple Assault	58	44	43	0
Intimidation	5	0	0	0
Stalking	1	1	1	0
<b>Crimes Against Property</b>				
Arson	2	0	0	0
Bribery	0	0	0	0
Burglary	85	5	5	0
Counterfeiting/Forgery	4	1	2	0
Destruction/Damage/Vandalism	36	5	5	0
Embezzlement	4	2	2	0
Extortion/Blackmail	0	0	0	0
Fraud - False Pretenses	6	4	3	0
Fraud - Credit Card/ATM	0	0	0	0
Fraud - Impersonation	0	0	0	0
Fraud - Welfare	0	0	0	0
Fraud - Wire	1	0	0	0
Motor Vehicle Theft	31	5	6	1
Robbery	0	0	0	0
Stolen Property Offenses	0	0	0	0
Theft - Pocket-picking	0	0	0	0
Theft - Purse Snatching	0	0	0	0
Theft - Shoplifting	1	1	1	0
Theft From Building	25	2	1	0
Theft From Coin Machine	1	1	1	0
Theft From Motor Vehicle	26	1	1	0
Theft of Motor Vehicle Parts	13	2	0	0
Theft - All Other Larceny	40	9	14	0
<b>Crimes Against Society</b>				
Drug/Narcotic Violations	27	27	35	1
Drug/Narcotic Equipment Violations	10	10	3	0
Gambling - Betting/Wagering	0	0	0	0
Gambling - Operating/Promoting	0	0	0	0
Gambling - Equipment Violations	0	0	0	0
Gambling - Sports Tampering	0	0	0	0
Pornography/Obscene Material	0	0	0	0
Prostitution	0	0	0	0
Prostitution Assisting/Promoting	0	0	0	0
Weapon Law Violations	4	4	4	0
<b>Total Group A Offenses</b>	<b>389</b>	<b>131</b>	<b>134</b>	<b>2</b>



# Obion County Sheriff's Department - 2006

**2005 Population Estimate** N/A

**Offense Overview**

Offense Total 691  
 Number Cleared 237  
 Percent Cleared 34.30 %

Group A Crimes per 100,000 population N/A

**Arrest Overview**

Total Arrests 1,341  
 Adult Arrests 1,313  
 Juvenile Arrests 28  
 Unknown Age 0

Arrests per 100,000 population N/A

Average number offenses/incident 1.14

**Domestic Violence Victims**

Offense	Total	Arrests
Murder	0	0
Aggravated Assault	14	6
Simple Assault	63	37
Intimidation	20	2
Stalking	0	0
Forcible Rape	1	0
Forcible Sodomy	0	0
Sexual Assault W/Object	0	0
Forcible Fondling	2	1
Incest	0	0
Statutory Rape	0	0
Kidnaping/Abduction	0	0
<b>Total</b>	<b>100</b>	<b>46</b>

**TIBRS Group B Arrests**

Offense	Adult	Juvenile
Bad Checks	756	0
Curfew/Vagrancy	0	0
Disorderly Conduct	3	1
DUI	44	1
Drunkenness	30	1
Family-Non Violent	9	0
Liquor Law Violations	10	2
Peeping Tom	0	0
Runaway	0	10
Trespass	8	2
All Other Offenses	290	0
<b>Total Group B</b>	<b>1,150</b>	<b>17</b>

TIBRS Group A Offenses	Offenses		Arrests	
	Reported	Cleared	Adult	Juvenile
<b>Crimes Against Persons</b>				
Murder	1	1	0	0
Negligent Manslaughter	0	0	0	0
Kidnaping/Abduction	1	0	0	0
Forcible Rape	5	1	0	0
Forcible Sodomy	0	0	0	0
Sexual Assault W/Object	0	0	0	0
Forcible Fondling	5	4	1	0
Incest	0	0	0	0
Statutory Rape	2	2	1	0
Aggravated Assault	32	24	18	2
Simple Assault	92	48	46	0
Intimidation	73	18	13	0
Stalking	0	0	0	0
<b>Crimes Against Property</b>				
Arson	6	0	0	0
Bribery	0	0	0	0
Burglary	52	6	2	2
Counterfeiting/Forgery	21	16	4	0
Destruction/Damage/Vandalism	119	16	9	5
Embezzlement	0	0	0	0
Extortion/Blackmail	0	0	0	0
Fraud - False Pretenses	27	19	3	0
Fraud - Credit Card/ATM	2	2	0	0
Fraud - Impersonation	4	2	1	0
Fraud - Welfare	0	0	0	0
Fraud - Wire	0	0	0	0
Motor Vehicle Theft	23	13	10	2
Robbery	2	1	0	0
Stolen Property Offenses	0	0	0	0
Theft - Pocket-picking	0	0	0	0
Theft - Purse Snatching	0	0	0	0
Theft - Shoplifting	0	0	0	0
Theft From Building	72	13	13	0
Theft From Coin Machine	1	0	0	0
Theft From Motor Vehicle	27	2	5	0
Theft of Motor Vehicle Parts	19	0	0	0
Theft - All Other Larceny	63	8	7	0
<b>Crimes Against Society</b>				
Drug/Narcotic Violations	22	21	21	0
Drug/Narcotic Equipment Violations	16	16	6	0
Gambling - Betting/Wagering	0	0	0	0
Gambling - Operating/Promoting	0	0	0	0
Gambling - Equipment Violations	0	0	0	0
Gambling - Sports Tampering	0	0	0	0
Pornography/Obscene Material	0	0	0	0
Prostitution	0	0	0	0
Prostitution Assisting/Promoting	0	0	0	0
Weapon Law Violations	4	4	3	0
<b>Total Group A Offenses</b>	<b>691</b>	<b>237</b>	<b>163</b>	<b>11</b>



2005 Population Estimate N/A

**Offense Overview**

Offense Total 548  
Number Cleared 127  
Percent Cleared 23.18 %

Group A Crimes per 100,000 population N/A

**Arrest Overview**

Total Arrests 274  
Adult Arrests 272  
Juvenile Arrests 2  
Unknown Age 0

Arrests per 100,000 population N/A

Average number offenses/incident 1.08

**Domestic Violence Victims**

Offense	Total	Arrests
Murder	0	0
Aggravated Assault	6	6
Simple Assault	29	24
Intimidation	2	2
Stalking	0	0
Forcible Rape	0	0
Forcible Sodomy	0	0
Sexual Assault W/Object	0	0
Forcible Fondling	0	0
Incest	0	0
Statutory Rape	0	0
Kidnaping/Abduction	0	0
<b>Total</b>	<b>37</b>	<b>32</b>

**TIBRS Group B Arrests**

Offense	Adult	Juvenile
Bad Checks	4	0
Curfew/Vagrancy	0	0
Disorderly Conduct	2	0
DUI	31	0
Drunkenness	18	0
Family-Non Violent	1	0
Liquor Law Violations	0	1
Peeping Tom	0	0
Runaway	0	1
Trespass	1	0
All Other Offenses	113	0
<b>Total Group B</b>	<b>170</b>	<b>2</b>

TIBRS Group A Offenses	Offenses		Arrests	
	Reported	Cleared	Adult	Juvenile
<b>Crimes Against Persons</b>				
Murder	0	0	0	0
Negligent Manslaughter	0	0	0	0
Kidnaping/Abduction	0	0	0	0
Forcible Rape	0	0	0	0
Forcible Sodomy	0	0	0	0
Sexual Assault W/Object	0	0	0	0
Forcible Fondling	0	0	0	0
Incest	0	0	0	0
Statutory Rape	0	0	0	0
Aggravated Assault	24	21	15	0
Simple Assault	41	35	32	0
Intimidation	21	3	3	0
Stalking	0	0	0	0
<b>Crimes Against Property</b>				
Arson	3	3	2	0
Bribery	0	0	0	0
Burglary	144	7	6	0
Counterfeiting/Forgery	1	0	0	0
Destruction/Damage/Vandalism	80	1	0	0
Embezzlement	0	0	0	0
Extortion/Blackmail	0	0	0	0
Fraud - False Pretenses	8	1	1	0
Fraud - Credit Card/ATM	3	0	0	0
Fraud - Impersonation	1	0	0	0
Fraud - Welfare	0	0	0	0
Fraud - Wire	0	0	0	0
Motor Vehicle Theft	13	0	0	0
Robbery	0	0	0	0
Stolen Property Offenses	0	0	0	0
Theft - Pocket-picking	0	0	0	0
Theft - Purse Snatching	0	0	0	0
Theft - Shoplifting	3	2	2	0
Theft From Building	29	3	3	0
Theft From Coin Machine	0	0	0	0
Theft From Motor Vehicle	16	2	1	0
Theft of Motor Vehicle Parts	3	0	0	0
Theft - All Other Larceny	104	0	0	0
<b>Crimes Against Society</b>				
Drug/Narcotic Violations	30	28	26	0
Drug/Narcotic Equipment Violations	19	17	7	0
Gambling - Betting/Wagering	0	0	0	0
Gambling - Operating/Promoting	0	0	0	0
Gambling - Equipment Violations	0	0	0	0
Gambling - Sports Tampering	0	0	0	0
Pornography/Obscene Material	0	0	0	0
Prostitution	0	0	0	0
Prostitution Assisting/Promoting	0	0	0	0
Weapon Law Violations	5	4	4	0
<b>Total Group A Offenses</b>	<b>548</b>	<b>127</b>	<b>102</b>	<b>0</b>



**2005 Population Estimate** N/A

**Offense Overview**

Offense Total 405  
 Number Cleared 171  
 Percent Cleared 42.22 %

Group A Crimes per 100,000 population N/A

**Arrest Overview**

Total Arrests 255  
 Adult Arrests 241  
 Juvenile Arrests 14  
 Unknown Age 0

Arrests per 100,000 population N/A

Average number offenses/incident 1.12

**Domestic Violence Victims**

Offense	Total	Arrests
Murder	0	0
Aggravated Assault	4	4
Simple Assault	32	21
Intimidation	6	3
Stalking	0	0
Forcible Rape	0	0
Forcible Sodomy	0	0
Sexual Assault W/Object	0	0
Forcible Fondling	0	0
Incest	0	0
Statutory Rape	0	0
Kidnaping/Abduction	0	0
<b>Total</b>	<b>42</b>	<b>28</b>

**TIBRS Group B Arrests**

Offense	Adult	Juvenile
Bad Checks	20	0
Curfew/Vagrancy	0	0
Disorderly Conduct	3	0
DUI	13	0
Drunkenness	11	0
Family-Non Violent	1	0
Liquor Law Violations	3	0
Peeping Tom	0	0
Runaway	0	3
Trespass	3	0
All Other Offenses	57	2
<b>Total Group B</b>	<b>111</b>	<b>5</b>

TIBRS Group A Offenses	Offenses		Arrests	
	Reported	Cleared	Adult	Juvenile
<b>Crimes Against Persons</b>				
Murder	0	0	0	0
Negligent Manslaughter	0	0	0	0
Kidnaping/Abduction	0	0	0	0
Forcible Rape	0	0	0	0
Forcible Sodomy	0	0	0	0
Sexual Assault W/Object	0	0	0	0
Forcible Fondling	0	0	0	0
Incest	0	0	0	0
Statutory Rape	1	0	0	0
Aggravated Assault	14	14	11	0
Simple Assault	62	54	37	1
Intimidation	15	7	4	0
Stalking	1	1	1	0
<b>Crimes Against Property</b>				
Arson	3	1	1	0
Bribery	0	0	0	0
Burglary	66	9	14	3
Counterfeiting/Forgery	2	0	0	0
Destruction/Damage/Vandalism	46	10	4	0
Embezzlement	1	1	0	0
Extortion/Blackmail	0	0	0	0
Fraud - False Pretenses	10	2	2	0
Fraud - Credit Card/ATM	1	0	0	0
Fraud - Impersonation	5	2	1	0
Fraud - Welfare	0	0	0	0
Fraud - Wire	0	0	0	0
Motor Vehicle Theft	29	7	3	2
Robbery	1	1	1	0
Stolen Property Offenses	0	0	0	0
Theft - Pocket-picking	0	0	0	0
Theft - Purse Snatching	0	0	0	0
Theft - Shoplifting	5	5	5	0
Theft From Building	24	9	7	0
Theft From Coin Machine	0	0	0	0
Theft From Motor Vehicle	21	3	2	1
Theft of Motor Vehicle Parts	6	1	0	0
Theft - All Other Larceny	65	17	19	0
<b>Crimes Against Society</b>				
Drug/Narcotic Violations	15	15	12	2
Drug/Narcotic Equipment Violations	7	7	1	0
Gambling - Betting/Wagering	0	0	0	0
Gambling - Operating/Promoting	0	0	0	0
Gambling - Equipment Violations	0	0	0	0
Gambling - Sports Tampering	0	0	0	0
Pornography/Obscene Material	0	0	0	0
Prostitution	0	0	0	0
Prostitution Assisting/Promoting	0	0	0	0
Weapon Law Violations	5	5	5	0
<b>Total Group A Offenses</b>	<b>405</b>	<b>171</b>	<b>130</b>	<b>9</b>



**2005 Population Estimate** N/A

**Offense Overview**

Offense Total 55  
 Number Cleared 20  
 Percent Cleared 36.36 %

Group A Crimes per 100,000 population N/A

**Arrest Overview**

Total Arrests 128  
 Adult Arrests 128  
 Juvenile Arrests 0  
 Unknown Age 0

Arrests per 100,000 population N/A

Average number offenses/incident 1.00

**Domestic Violence Victims**

Offense	Total	Arrests
Murder	0	0
Aggravated Assault	0	0
Simple Assault	7	7
Intimidation	0	0
Stalking	0	0
Forcible Rape	0	0
Forcible Sodomy	0	0
Sexual Assault W/Object	0	0
Forcible Fondling	0	0
Incest	0	0
Statutory Rape	0	0
Kidnaping/Abduction	0	0
<b>Total</b>	<b>7</b>	<b>7</b>

**TIBRS Group B Arrests**

Offense	Adult	Juvenile
Bad Checks	2	0
Curfew/Vagrancy	0	0
Disorderly Conduct	1	0
DUI	21	0
Drunkenness	18	0
Family-Non Violent	0	0
Liquor Law Violations	0	0
Peeping Tom	0	0
Runaway	0	0
Trespass	2	0
All Other Offenses	64	0
<b>Total Group B</b>	<b>108</b>	<b>0</b>

TIBRS Group A Offenses	Offenses		Arrests	
	Reported	Cleared	Adult	Juvenile
<b>Crimes Against Persons</b>				
Murder	0	0	0	0
Negligent Manslaughter	0	0	0	0
Kidnaping/Abduction	0	0	0	0
Forcible Rape	0	0	0	0
Forcible Sodomy	0	0	0	0
Sexual Assault W/Object	0	0	0	0
Forcible Fondling	0	0	0	0
Incest	0	0	0	0
Statutory Rape	0	0	0	0
Aggravated Assault	1	1	1	0
Simple Assault	7	7	7	0
Intimidation	0	0	0	0
Stalking	0	0	0	0
<b>Crimes Against Property</b>				
Arson	0	0	0	0
Bribery	0	0	0	0
Burglary	9	1	1	0
Counterfeiting/Forgery	4	4	4	0
Destruction/Damage/Vandalism	11	0	0	0
Embezzlement	0	0	0	0
Extortion/Blackmail	0	0	0	0
Fraud - False Pretenses	1	1	1	0
Fraud - Credit Card/ATM	0	0	0	0
Fraud - Impersonation	0	0	0	0
Fraud - Welfare	0	0	0	0
Fraud - Wire	0	0	0	0
Motor Vehicle Theft	0	0	0	0
Robbery	0	0	0	0
Stolen Property Offenses	0	0	0	0
Theft - Pocket-picking	0	0	0	0
Theft - Purse Snatching	0	0	0	0
Theft - Shoplifting	0	0	0	0
Theft From Building	4	0	0	0
Theft From Coin Machine	0	0	0	0
Theft From Motor Vehicle	0	0	0	0
Theft of Motor Vehicle Parts	0	0	0	0
Theft - All Other Larceny	14	2	2	0
<b>Crimes Against Society</b>				
Drug/Narcotic Violations	4	4	4	0
Drug/Narcotic Equipment Violations	0	0	0	0
Gambling - Betting/Wagering	0	0	0	0
Gambling - Operating/Promoting	0	0	0	0
Gambling - Equipment Violations	0	0	0	0
Gambling - Sports Tampering	0	0	0	0
Pornography/Obscene Material	0	0	0	0
Prostitution	0	0	0	0
Prostitution Assisting/Promoting	0	0	0	0
Weapon Law Violations	0	0	0	0
<b>Total Group A Offenses</b>	<b>55</b>	<b>20</b>	<b>20</b>	<b>0</b>





2005 Population Estimate N/A

**Offense Overview**

Offense Total 152  
Number Cleared 67  
Percent Cleared 44.08 %

Group A Crimes per 100,000 population N/A

**Arrest Overview**

Total Arrests 261  
Adult Arrests 261  
Juvenile Arrests 0  
Unknown Age 0

Arrests per 100,000 population N/A

Average number offenses/incident 1.07

**Domestic Violence Victims**

Offense	Total	Arrests
Murder	0	0
Aggravated Assault	1	1
Simple Assault	14	14
Intimidation	1	1
Stalking	0	0
Forcible Rape	0	0
Forcible Sodomy	0	0
Sexual Assault W/Object	0	0
Forcible Fondling	0	0
Incest	0	0
Statutory Rape	0	0
Kidnaping/Abduction	0	0
<b>Total</b>	<b>16</b>	<b>16</b>

**TIBRS Group B Arrests**

Offense	Adult	Juvenile
Bad Checks	0	0
Curfew/Vagrancy	0	0
Disorderly Conduct	17	0
DUI	18	0
Drunkenness	36	0
Family-Non Violent	0	0
Liquor Law Violations	0	0
Peeping Tom	0	0
Runaway	0	0
Trespass	1	0
All Other Offenses	121	0
<b>Total Group B</b>	<b>193</b>	<b>0</b>

TIBRS Group A Offenses	Offenses		Arrests	
	Reported	Cleared	Adult	Juvenile
<b>Crimes Against Persons</b>				
Murder	0	0	0	0
Negligent Manslaughter	0	0	0	0
Kidnaping/Abduction	0	0	0	0
Forcible Rape	1	1	1	0
Forcible Sodomy	0	0	0	0
Sexual Assault W/Object	0	0	0	0
Forcible Fondling	0	0	0	0
Incest	0	0	0	0
Statutory Rape	0	0	0	0
Aggravated Assault	5	4	3	0
Simple Assault	34	21	20	0
Intimidation	6	1	1	0
Stalking	0	0	0	0
<b>Crimes Against Property</b>				
Arson	1	0	0	0
Bribery	0	0	0	0
Burglary	22	0	0	0
Counterfeiting/Forgery	0	0	0	0
Destruction/Damage/Vandalism	5	2	2	0
Embezzlement	0	0	0	0
Extortion/Blackmail	0	0	0	0
Fraud - False Pretenses	0	0	0	0
Fraud - Credit Card/ATM	0	0	0	0
Fraud - Impersonation	1	0	0	0
Fraud - Welfare	0	0	0	0
Fraud - Wire	0	0	0	0
Motor Vehicle Theft	6	1	1	0
Robbery	0	0	0	0
Stolen Property Offenses	0	0	0	0
Theft - Pocket-picking	0	0	0	0
Theft - Purse Snatching	0	0	0	0
Theft - Shoplifting	1	1	1	0
Theft From Building	15	1	1	0
Theft From Coin Machine	1	0	0	0
Theft From Motor Vehicle	5	1	1	0
Theft of Motor Vehicle Parts	0	0	0	0
Theft - All Other Larceny	15	0	0	0
<b>Crimes Against Society</b>				
Drug/Narcotic Violations	25	25	30	0
Drug/Narcotic Equipment Violations	9	9	7	0
Gambling - Betting/Wagering	0	0	0	0
Gambling - Operating/Promoting	0	0	0	0
Gambling - Equipment Violations	0	0	0	0
Gambling - Sports Tampering	0	0	0	0
Pornography/Obscene Material	0	0	0	0
Prostitution	0	0	0	0
Prostitution Assisting/Promoting	0	0	0	0
Weapon Law Violations	0	0	0	0
<b>Total Group A Offenses</b>	<b>152</b>	<b>67</b>	<b>68</b>	<b>0</b>



2005 Population Estimate N/A

**Offense Overview**

Offense Total 1,456  
 Number Cleared 299  
 Percent Cleared 20.54 %

Group A Crimes per 100,000 population N/A

**Arrest Overview**

Total Arrests 2,336  
 Adult Arrests 2,294  
 Juvenile Arrests 42  
 Unknown Age 0

Arrests per 100,000 population N/A

Average number offenses/incident 1.05

**Domestic Violence Victims**

Offense	Total	Arrests
Murder	0	0
Aggravated Assault	28	26
Simple Assault	121	85
Intimidation	41	12
Stalking	3	1
Forcible Rape	1	1
Forcible Sodomy	0	0
Sexual Assault W/Object	0	0
Forcible Fondling	0	0
Incest	1	1
Statutory Rape	0	0
Kidnaping/Abduction	2	0
<b>Total</b>	<b>197</b>	<b>126</b>

**TIBRS Group B Arrests**

Offense	Adult	Juvenile
Bad Checks	23	0
Curfew/Vagrancy	0	0
Disorderly Conduct	4	4
DUI	55	0
Drunkenness	35	0
Family-Non Violent	1	0
Liquor Law Violations	0	0
Peeping Tom	0	0
Runaway	0	2
Trespass	1	0
All Other Offenses	1,895	7
<b>Total Group B</b>	<b>2,014</b>	<b>13</b>

TIBRS Group A Offenses	Offenses		Arrests	
	Reported	Cleared	Adult	Juvenile
<b>Crimes Against Persons</b>				
Murder	1	1	1	0
Negligent Manslaughter	0	0	0	0
Kidnaping/Abduction	4	1	0	0
Forcible Rape	1	1	1	0
Forcible Sodomy	1	0	0	0
Sexual Assault W/Object	1	0	0	0
Forcible Fondling	4	0	0	0
Incest	1	1	1	0
Statutory Rape	0	0	0	0
Aggravated Assault	56	44	43	2
Simple Assault	186	102	92	7
Intimidation	121	20	15	0
Stalking	6	1	1	0
<b>Crimes Against Property</b>				
Arson	3	0	0	0
Bribery	0	0	0	0
Burglary	121	10	14	4
Counterfeiting/Forgery	15	5	7	0
Destruction/Damage/Vandalism	234	13	9	2
Embezzlement	0	0	0	0
Extortion/Blackmail	0	0	0	0
Fraud - False Pretenses	24	0	0	0
Fraud - Credit Card/ATM	8	1	1	0
Fraud - Impersonation	16	1	2	0
Fraud - Welfare	1	1	1	0
Fraud - Wire	15	0	0	0
Motor Vehicle Theft	52	4	7	0
Robbery	3	1	2	0
Stolen Property Offenses	0	0	0	0
Theft - Pocket-picking	3	0	0	0
Theft - Purse Snatching	0	0	0	0
Theft - Shoplifting	2	1	1	0
Theft From Building	133	10	10	0
Theft From Coin Machine	0	0	0	0
Theft From Motor Vehicle	51	3	4	0
Theft of Motor Vehicle Parts	16	4	2	0
Theft - All Other Larceny	314	23	21	0
<b>Crimes Against Society</b>				
Drug/Narcotic Violations	39	33	34	13
Drug/Narcotic Equipment Violations	17	11	4	1
Gambling - Betting/Wagering	0	0	0	0
Gambling - Operating/Promoting	0	0	0	0
Gambling - Equipment Violations	0	0	0	0
Gambling - Sports Tampering	0	0	0	0
Pornography/Obscene Material	2	2	2	0
Prostitution	0	0	0	0
Prostitution Assisting/Promoting	0	0	0	0
Weapon Law Violations	5	5	5	0
<b>Total Group A Offenses</b>	<b>1,456</b>	<b>299</b>	<b>280</b>	<b>29</b>



<b>2005 Population Estimate</b>	<b>N/A</b>
<b>Offense Overview</b>	
Offense Total	1,044
Number Cleared	397
Percent Cleared	38.03 %

Group A Crimes per 100,000 population N/A

<b>Arrest Overview</b>	
Total Arrests	1,121
Adult Arrests	1,057
Juvenile Arrests	64
Unknown Age	0

Arrests per 100,000 population N/A

Average number offenses/incident 1.08

<b>Domestic Violence Victims</b>		
Offense	Total	Arrests
Murder	0	0
Aggravated Assault	26	24
Simple Assault	128	60
Intimidation	81	16
Stalking	3	0
Forcible Rape	1	0
Forcible Sodomy	1	1
Sexual Assault W/Object	0	0
Forcible Fondling	0	0
Incest	0	0
Statutory Rape	0	0
Kidnaping/Abduction	0	0
<b>Total</b>	<b>240</b>	<b>101</b>

<b>TIBRS Group B Arrests</b>		
Offense	Adult	Juvenile
Bad Checks	61	0
Curfew/Vagrancy	0	1
Disorderly Conduct	11	16
DUI	72	2
Drunkenness	106	3
Family-Non Violent	0	0
Liquor Law Violations	17	10
Peeping Tom	0	0
Runaway	0	1
Trespass	1	0
All Other Offenses	525	6
<b>Total Group B</b>	<b>793</b>	<b>39</b>

<b>TIBRS Group A Offenses</b>	<b>Offenses</b>		<b>Arrests</b>	
	Reported	Cleared	Adult	Juvenile
<b>Crimes Against Persons</b>				
Murder	0	0	0	0
Negligent Manslaughter	0	0	0	0
Kidnaping/Abduction	0	0	0	0
Forcible Rape	6	2	1	0
Forcible Sodomy	3	2	0	1
Sexual Assault W/Object	0	0	0	0
Forcible Fondling	3	0	0	0
Incest	0	0	0	0
Statutory Rape	8	2	2	0
Aggravated Assault	54	41	33	2
Simple Assault	173	118	66	4
Intimidation	140	33	18	0
Stalking	13	3	1	0
<b>Crimes Against Property</b>				
Arson	7	0	0	0
Bribery	0	0	0	0
Burglary	69	13	8	1
Counterfeiting/Forgery	3	2	2	0
Destruction/Damage/Vandalism	138	15	10	3
Embezzlement	0	0	0	0
Extortion/Blackmail	0	0	0	0
Fraud - False Pretenses	6	1	1	0
Fraud - Credit Card/ATM	1	0	0	0
Fraud - Impersonation	5	0	0	0
Fraud - Welfare	0	0	0	0
Fraud - Wire	0	0	0	0
Motor Vehicle Theft	32	10	4	0
Robbery	0	0	0	0
Stolen Property Offenses	0	0	0	0
Theft - Pocket-picking	1	0	0	0
Theft - Purse Snatching	0	0	0	0
Theft - Shoplifting	1	1	1	0
Theft From Building	100	27	9	1
Theft From Coin Machine	4	0	0	0
Theft From Motor Vehicle	37	1	1	0
Theft of Motor Vehicle Parts	21	2	2	0
Theft - All Other Larceny	112	17	12	2
<b>Crimes Against Society</b>				
Drug/Narcotic Violations	81	81	76	11
Drug/Narcotic Equipment Violations	17	17	12	0
Gambling - Betting/Wagering	0	0	0	0
Gambling - Operating/Promoting	0	0	0	0
Gambling - Equipment Violations	0	0	0	0
Gambling - Sports Tampering	0	0	0	0
Pornography/Obscene Material	0	0	0	0
Prostitution	0	0	0	0
Prostitution Assisting/Promoting	0	0	0	0
Weapon Law Violations	9	9	5	0
<b>Total Group A Offenses</b>	<b>1,044</b>	<b>397</b>	<b>264</b>	<b>25</b>



# Roane County Sheriff's Department - 2006

**2005 Population Estimate** N/A

**Offense Overview**

Offense Total 1,836  
 Number Cleared 445  
 Percent Cleared 24.24 %

Group A Crimes per 100,000 population N/A

**Arrest Overview**

Total Arrests 1,533  
 Adult Arrests 1,521  
 Juvenile Arrests 12  
 Unknown Age 0

Arrests per 100,000 population N/A

Average number offenses/incident 1.10

**Domestic Violence Victims**

Offense	Total	Arrests
Murder	0	0
Aggravated Assault	28	16
Simple Assault	213	94
Intimidation	60	26
Stalking	1	0
Forcible Rape	5	2
Forcible Sodomy	0	0
Sexual Assault W/Object	1	0
Forcible Fondling	1	0
Incest	0	0
Statutory Rape	0	0
Kidnaping/Abduction	5	2
<b>Total</b>	<b>314</b>	<b>140</b>

**TIBRS Group B Arrests**

Offense	Adult	Juvenile
Bad Checks	3	0
Curfew/Vagrancy	0	0
Disorderly Conduct	10	0
DUI	41	0
Drunkenness	88	0
Family-Non Violent	0	0
Liquor Law Violations	20	0
Peeping Tom	0	0
Runaway	0	6
Trespass	4	0
All Other Offenses	1,018	0
<b>Total Group B</b>	<b>1,184</b>	<b>6</b>

TIBRS Group A Offenses	Offenses		Arrests	
	Reported	Cleared	Adult	Juvenile
<b>Crimes Against Persons</b>				
Murder	3	3	3	0
Negligent Manslaughter	0	0	0	0
Kidnaping/Abduction	6	5	2	0
Forcible Rape	7	5	2	0
Forcible Sodomy	1	0	0	0
Sexual Assault W/Object	1	0	0	0
Forcible Fondling	3	0	0	0
Incest	0	0	0	0
Statutory Rape	1	0	0	0
Aggravated Assault	94	61	35	0
Simple Assault	281	122	102	6
Intimidation	69	31	30	0
Stalking	2	0	0	0
<b>Crimes Against Property</b>				
Arson	7	0	0	0
Bribery	0	0	0	0
Burglary	373	20	12	0
Counterfeiting/Forgery	2	1	1	0
Destruction/Damage/Vandalism	206	14	5	0
Embezzlement	3	0	0	0
Extortion/Blackmail	0	0	0	0
Fraud - False Pretenses	41	3	1	0
Fraud - Credit Card/ATM	13	0	1	0
Fraud - Impersonation	19	14	10	0
Fraud - Welfare	0	0	0	0
Fraud - Wire	0	0	0	0
Motor Vehicle Theft	83	10	6	0
Robbery	6	0	0	0
Stolen Property Offenses	1	1	1	0
Theft - Pocket-picking	2	1	1	0
Theft - Purse Snatching	0	0	0	0
Theft - Shoplifting	12	1	1	0
Theft From Building	140	15	13	0
Theft From Coin Machine	5	0	0	0
Theft From Motor Vehicle	88	6	4	0
Theft of Motor Vehicle Parts	34	0	0	0
Theft - All Other Larceny	199	5	8	0
<b>Crimes Against Society</b>				
Drug/Narcotic Violations	76	70	56	0
Drug/Narcotic Equipment Violations	44	43	35	0
Gambling - Betting/Wagering	0	0	0	0
Gambling - Operating/Promoting	0	0	0	0
Gambling - Equipment Violations	0	0	0	0
Gambling - Sports Tampering	0	0	0	0
Pornography/Obscene Material	0	0	0	0
Prostitution	0	0	0	0
Prostitution Assisting/Promoting	0	0	0	0
Weapon Law Violations	14	14	8	0
<b>Total Group A Offenses</b>	<b>1,836</b>	<b>445</b>	<b>337</b>	<b>6</b>



2005 Population Estimate N/A

**Offense Overview**

Offense Total 1,185  
Number Cleared 363  
Percent Cleared 30.63 %

Group A Crimes per 100,000 population N/A

**Arrest Overview**

Total Arrests 2,064  
Adult Arrests 1,877  
Juvenile Arrests 187  
Unknown Age 1

Arrests per 100,000 population N/A

Average number offenses/incident 1.13

**Domestic Violence Victims**

Offense	Total	Arrests
Murder	0	0
Aggravated Assault	36	27
Simple Assault	132	69
Intimidation	6	0
Stalking	0	0
Forcible Rape	3	0
Forcible Sodomy	1	0
Sexual Assault W/Object	0	0
Forcible Fondling	1	0
Incest	0	0
Statutory Rape	0	0
Kidnaping/Abduction	1	1
<b>Total</b>	<b>180</b>	<b>97</b>

**TIBRS Group B Arrests**

Offense	Adult	Juvenile
Bad Checks	11	0
Curfew/Vagrancy	0	0
Disorderly Conduct	19	26
DUI	58	0
Drunkenness	34	2
Family-Non Violent	0	0
Liquor Law Violations	2	0
Peeping Tom	0	0
Runaway	0	0
Trespass	12	4
All Other Offenses	1,537	42
<b>Total Group B</b>	<b>1,673</b>	<b>74</b>

TIBRS Group A Offenses	Offenses		Arrests	
	Reported	Cleared	Adult	Juvenile
<b>Crimes Against Persons</b>				
Murder	1	1	1	0
Negligent Manslaughter	0	0	0	0
Kidnaping/Abduction	1	1	3	0
Forcible Rape	5	4	1	1
Forcible Sodomy	1	0	0	0
Sexual Assault W/Object	0	0	0	0
Forcible Fondling	8	5	2	3
Incest	0	0	0	0
Statutory Rape	0	0	0	0
Aggravated Assault	69	48	44	3
Simple Assault	263	165	77	76
Intimidation	27	4	0	1
Stalking	0	0	0	0
<b>Crimes Against Property</b>				
Arson	0	0	0	0
Bribery	0	0	0	0
Burglary	130	14	6	1
Counterfeiting/Forgery	2	1	1	0
Destruction/Damage/Vandalism	247	17	4	7
Embezzlement	1	1	0	0
Extortion/Blackmail	0	0	0	0
Fraud - False Pretenses	5	1	0	0
Fraud - Credit Card/ATM	0	0	0	0
Fraud - Impersonation	7	6	6	0
Fraud - Welfare	0	0	0	0
Fraud - Wire	0	0	0	0
Motor Vehicle Theft	43	6	0	2
Robbery	6	1	0	0
Stolen Property Offenses	0	0	0	0
Theft - Pocket-picking	0	0	0	0
Theft - Purse Snatching	0	0	0	0
Theft - Shoplifting	2	0	0	0
Theft From Building	68	9	5	1
Theft From Coin Machine	0	0	0	0
Theft From Motor Vehicle	18	1	0	0
Theft of Motor Vehicle Parts	26	0	0	0
Theft - All Other Larceny	148	15	22	3
<b>Crimes Against Society</b>				
Drug/Narcotic Violations	69	40	27	14
Drug/Narcotic Equipment Violations	28	16	2	0
Gambling - Betting/Wagering	0	0	0	0
Gambling - Operating/Promoting	0	0	0	0
Gambling - Equipment Violations	0	0	0	0
Gambling - Sports Tampering	0	0	0	0
Pornography/Obscene Material	0	0	0	0
Prostitution	2	2	2	0
Prostitution Assisting/Promoting	0	0	0	0
Weapon Law Violations	8	5	1	1
<b>Total Group A Offenses</b>	<b>1,185</b>	<b>363</b>	<b>204</b>	<b>113</b>



# Rutherford County Sheriff's Department - 2006

**2005 Population Estimate** N/A

**Offense Overview**

Offense Total 3,917  
 Number Cleared 110  
 Percent Cleared 2.81 %

Group A Crimes per 100,000 population N/A

**Arrest Overview**

Total Arrests 5,923  
 Adult Arrests 5,269  
 Juvenile Arrests 654  
 Unknown Age 0

Arrests per 100,000 population N/A

Average number offenses/incident 1.10

**Domestic Violence Victims**

Offense	Total	Arrests
Murder	0	0
Aggravated Assault	82	3
Simple Assault	409	8
Intimidation	52	1
Stalking	5	0
Forcible Rape	9	0
Forcible Sodomy	0	0
Sexual Assault W/Object	0	0
Forcible Fondling	12	0
Incest	3	0
Statutory Rape	6	0
Kidnaping/Abduction	1	0
<b>Total</b>	<b>579</b>	<b>12</b>

**TIBRS Group B Arrests**

Offense	Adult	Juvenile
Bad Checks	338	0
Curfew/Vagrancy	0	1
Disorderly Conduct	19	90
DUI	295	1
Drunkenness	97	6
Family-Non Violent	2	0
Liquor Law Violations	56	11
Peeping Tom	0	0
Runaway	0	0
Trespass	18	5
All Other Offenses	4,378	516
<b>Total Group B</b>	<b>5,203</b>	<b>630</b>

TIBRS Group A Offenses	Offenses		Arrests	
	Reported	Cleared	Adult	Juvenile
<b>Crimes Against Persons</b>				
Murder	1	0	0	0
Negligent Manslaughter	0	0	0	0
Kidnaping/Abduction	3	0	0	0
Forcible Rape	30	0	0	0
Forcible Sodomy	5	0	0	0
Sexual Assault W/Object	0	0	0	0
Forcible Fondling	50	0	0	0
Incest	3	0	0	0
Statutory Rape	10	0	0	0
Aggravated Assault	205	6	4	2
Simple Assault	670	11	9	2
Intimidation	274	2	1	1
Stalking	13	0	0	0
<b>Crimes Against Property</b>				
Arson	5	0	0	0
Bribery	0	0	0	0
Burglary	313	2	1	1
Counterfeiting/Forgery	43	1	1	0
Destruction/Damage/Vandalism	357	3	0	2
Embezzlement	2	0	0	0
Extortion/Blackmail	0	0	0	0
Fraud - False Pretenses	34	0	0	0
Fraud - Credit Card/ATM	22	0	0	0
Fraud - Impersonation	103	2	2	1
Fraud - Welfare	0	0	0	0
Fraud - Wire	22	1	1	0
Motor Vehicle Theft	131	2	1	0
Robbery	7	0	0	0
Stolen Property Offenses	2	1	1	0
Theft - Pocket-picking	0	0	0	0
Theft - Purse Snatching	1	0	0	0
Theft - Shoplifting	14	2	1	1
Theft From Building	127	3	0	4
Theft From Coin Machine	0	0	0	0
Theft From Motor Vehicle	141	0	0	0
Theft of Motor Vehicle Parts	74	0	0	0
Theft - All Other Larceny	437	3	4	1
<b>Crimes Against Society</b>				
Drug/Narcotic Violations	512	41	30	9
Drug/Narcotic Equipment Violations	259	24	6	0
Gambling - Betting/Wagering	0	0	0	0
Gambling - Operating/Promoting	0	0	0	0
Gambling - Equipment Violations	0	0	0	0
Gambling - Sports Tampering	0	0	0	0
Pornography/Obscene Material	0	0	0	0
Prostitution	0	0	0	0
Prostitution Assisting/Promoting	0	0	0	0
Weapon Law Violations	47	6	4	0
<b>Total Group A Offenses</b>	<b>3,917</b>	<b>110</b>	<b>66</b>	<b>24</b>



# Scott County Sheriff's Department - 2006

2005 Population Estimate N/A

## Offense Overview

Offense Total 1,555  
Number Cleared 536  
Percent Cleared 34.47 %

Group A Crimes per 100,000 population N/A

## Arrest Overview

Total Arrests 1,261  
Adult Arrests 1,230  
Juvenile Arrests 31  
Unknown Age 0

Arrests per 100,000 population N/A

Average number offenses/incident 1.26

## Domestic Violence Victims

Offense	Total	Arrests
Murder	0	0
Aggravated Assault	22	10
Simple Assault	81	43
Intimidation	51	7
Stalking	1	1
Forcible Rape	2	1
Forcible Sodomy	0	0
Sexual Assault W/Object	0	0
Forcible Fondling	0	0
Incest	0	0
Statutory Rape	1	1
Kidnaping/Abduction	3	2
<b>Total</b>	<b>161</b>	<b>65</b>

## TIBRS Group B Arrests

Offense	Adult	Juvenile
Bad Checks	113	0
Curfew/Vagrancy	0	0
Disorderly Conduct	13	1
DUI	40	0
Drunkenness	39	0
Family-Non Violent	68	0
Liquor Law Violations	6	3
Peeping Tom	0	0
Runaway	0	4
Trespass	11	2
All Other Offenses	537	13
<b>Total Group B</b>	<b>827</b>	<b>23</b>

TIBRS Group A Offenses	Offenses		Arrests	
	Reported	Cleared	Adult	Juvenile
<b>Crimes Against Persons</b>				
Murder	1	1	1	0
Negligent Manslaughter	0	0	0	0
Kidnaping/Abduction	6	2	3	0
Forcible Rape	3	2	2	0
Forcible Sodomy	0	0	0	0
Sexual Assault W/Object	0	0	0	0
Forcible Fondling	4	3	3	0
Incest	0	0	0	0
Statutory Rape	1	1	1	0
Aggravated Assault	99	58	35	0
Simple Assault	174	80	71	1
Intimidation	183	34	27	0
Stalking	6	5	6	0
<b>Crimes Against Property</b>				
Arson	1	1	1	0
Bribery	0	0	0	0
Burglary	149	29	18	0
Counterfeiting/Forgery	20	8	5	0
Destruction/Damage/Vandalism	288	49	28	1
Embezzlement	0	0	0	0
Extortion/Blackmail	0	0	0	0
Fraud - False Pretenses	18	11	4	0
Fraud - Credit Card/ATM	7	1	1	0
Fraud - Impersonation	7	0	0	0
Fraud - Welfare	0	0	0	0
Fraud - Wire	0	0	0	0
Motor Vehicle Theft	47	13	16	0
Robbery	1	1	0	0
Stolen Property Offenses	2	2	1	0
Theft - Pocket-picking	0	0	0	0
Theft - Purse Snatching	0	0	0	0
Theft - Shoplifting	3	1	2	0
Theft From Building	150	28	25	0
Theft From Coin Machine	0	0	0	0
Theft From Motor Vehicle	73	8	4	0
Theft of Motor Vehicle Parts	29	6	5	2
Theft - All Other Larceny	110	20	21	1
<b>Crimes Against Society</b>				
Drug/Narcotic Violations	99	98	94	2
Drug/Narcotic Equipment Violations	62	62	19	1
Gambling - Betting/Wagering	0	0	0	0
Gambling - Operating/Promoting	0	0	0	0
Gambling - Equipment Violations	0	0	0	0
Gambling - Sports Tampering	0	0	0	0
Pornography/Obscene Material	0	0	0	0
Prostitution	0	0	0	0
Prostitution Assisting/Promoting	0	0	0	0
Weapon Law Violations	12	12	10	0
<b>Total Group A Offenses</b>	<b>1,555</b>	<b>536</b>	<b>403</b>	<b>8</b>



# Sequatchie County Sheriff's Department - 2006

<b>2005 Population Estimate</b>	N/A
<b>Offense Overview</b>	
Offense Total	341
Number Cleared	103
Percent Cleared	30.21 %

Group A Crimes per 100,000 population N/A

<b>Arrest Overview</b>	
Total Arrests	365
Adult Arrests	363
Juvenile Arrests	2
Unknown Age	0

Arrests per 100,000 population N/A

Average number offenses/incident 1.01

Domestic Violence Victims		
Offense	Total	Arrests
Murder	0	0
Aggravated Assault	2	2
Simple Assault	25	22
Intimidation	12	4
Stalking	1	1
Forcible Rape	1	1
Forcible Sodomy	0	0
Sexual Assault W/Object	0	0
Forcible Fondling	0	0
Incest	0	0
Statutory Rape	0	0
Kidnaping/Abduction	0	0
<b>Total</b>	<b>41</b>	<b>30</b>

TIBRS Group B Arrests		
Offense	Adult	Juvenile
Bad Checks	23	0
Curfew/Vagrancy	0	0
Disorderly Conduct	9	0
DUI	50	0
Drunkenness	35	0
Family-Non Violent	1	0
Liquor Law Violations	2	0
Peeping Tom	0	0
Runaway	0	0
Trespass	6	0
All Other Offenses	137	1
<b>Total Group B</b>	<b>263</b>	<b>1</b>

TIBRS Group A Offenses	Offenses		Arrests	
	Reported	Cleared	Adult	Juvenile
<b>Crimes Against Persons</b>				
Murder	1	1	1	0
Negligent Manslaughter	0	0	0	0
Kidnaping/Abduction	0	0	0	0
Forcible Rape	2	1	1	0
Forcible Sodomy	0	0	0	0
Sexual Assault W/Object	0	0	0	0
Forcible Fondling	2	1	0	0
Incest	0	0	0	0
Statutory Rape	0	0	0	0
Aggravated Assault	10	6	6	0
Simple Assault	67	40	40	0
Intimidation	22	5	5	0
Stalking	1	1	1	0
<b>Crimes Against Property</b>				
Arson	1	0	0	0
Bribery	0	0	0	0
Burglary	25	1	1	0
Counterfeiting/Forgery	7	3	3	0
Destruction/Damage/Vandalism	57	3	3	0
Embezzlement	0	0	0	0
Extortion/Blackmail	0	0	0	0
Fraud - False Pretenses	1	0	0	0
Fraud - Credit Card/ATM	3	1	1	0
Fraud - Impersonation	7	0	0	0
Fraud - Welfare	0	0	0	0
Fraud - Wire	0	0	0	0
Motor Vehicle Theft	21	0	0	0
Robbery	0	0	0	0
Stolen Property Offenses	0	0	0	0
Theft - Pocket-picking	1	0	0	0
Theft - Purse Snatching	1	0	0	0
Theft - Shoplifting	1	1	1	0
Theft From Building	48	5	5	0
Theft From Coin Machine	0	0	0	0
Theft From Motor Vehicle	6	1	0	1
Theft of Motor Vehicle Parts	3	0	0	0
Theft - All Other Larceny	16	0	0	0
<b>Crimes Against Society</b>				
Drug/Narcotic Violations	29	25	29	0
Drug/Narcotic Equipment Violations	6	6	1	0
Gambling - Betting/Wagering	0	0	0	0
Gambling - Operating/Promoting	0	0	0	0
Gambling - Equipment Violations	0	0	0	0
Gambling - Sports Tampering	0	0	0	0
Pornography/Obscene Material	0	0	0	0
Prostitution	0	0	0	0
Prostitution Assisting/Promoting	1	1	1	0
Weapon Law Violations	2	1	1	0
<b>Total Group A Offenses</b>	<b>341</b>	<b>103</b>	<b>100</b>	<b>1</b>





# Sevier County Sheriff's Department - 2006

2005 Population Estimate N/A

## Offense Overview

Offense Total 3,726  
Number Cleared 1,632  
Percent Cleared 43.80 %

Group A Crimes per 100,000 population N/A

## Arrest Overview

Total Arrests 720  
Adult Arrests 673  
Juvenile Arrests 47  
Unknown Age 0

Arrests per 100,000 population N/A

Average number offenses/incident 1.04

## Domestic Violence Victims

Offense	Total	Arrests
Murder	1	0
Aggravated Assault	35	20
Simple Assault	340	133
Intimidation	235	19
Stalking	2	0
Forcible Rape	7	0
Forcible Sodomy	0	0
Sexual Assault W/Object	0	0
Forcible Fondling	4	1
Incest	0	0
Statutory Rape	1	1
Kidnaping/Abduction	1	0
<b>Total</b>	<b>626</b>	<b>174</b>

## TIBRS Group B Arrests

Offense	Adult	Juvenile
Bad Checks	0	0
Curfew/Vagrancy	0	0
Disorderly Conduct	14	0
DUI	61	0
Drunkenness	48	2
Family-Non Violent	1	0
Liquor Law Violations	8	3
Peeping Tom	0	0
Runaway	0	0
Trespass	5	1
All Other Offenses	61	13
<b>Total Group B</b>	<b>198</b>	<b>19</b>

TIBRS Group A Offenses	Offenses		Arrests	
	Reported	Cleared	Adult	Juvenile
<b>Crimes Against Persons</b>				
Murder	1	1	0	0
Negligent Manslaughter	0	0	0	0
Kidnaping/Abduction	2	1	0	0
Forcible Rape	18	8	2	0
Forcible Sodomy	1	1	5	0
Sexual Assault W/Object	0	0	0	0
Forcible Fondling	10	10	2	0
Incest	0	0	0	0
Statutory Rape	8	8	6	0
Aggravated Assault	114	102	44	2
Simple Assault	535	514	157	8
Intimidation	412	389	35	1
Stalking	6	6	1	0
<b>Crimes Against Property</b>				
Arson	4	1	0	1
Bribery	0	0	0	0
Burglary	752	53	42	1
Counterfeiting/Forgery	14	4	2	0
Destruction/Damage/Vandalism	624	170	17	3
Embezzlement	1	1	0	0
Extortion/Blackmail	0	0	0	0
Fraud - False Pretenses	40	19	4	0
Fraud - Credit Card/ATM	7	2	1	0
Fraud - Impersonation	13	2	1	1
Fraud - Welfare	0	0	0	0
Fraud - Wire	0	0	0	0
Motor Vehicle Theft	124	50	16	1
Robbery	6	2	1	0
Stolen Property Offenses	0	0	0	0
Theft - Pocket-picking	0	0	0	0
Theft - Purse Snatching	0	0	0	0
Theft - Shoplifting	11	6	3	1
Theft From Building	101	28	7	0
Theft From Coin Machine	18	1	1	0
Theft From Motor Vehicle	95	4	0	1
Theft of Motor Vehicle Parts	5	1	0	0
Theft - All Other Larceny	723	167	65	2
<b>Crimes Against Society</b>				
Drug/Narcotic Violations	52	52	42	3
Drug/Narcotic Equipment Violations	19	19	13	1
Gambling - Betting/Wagering	0	0	0	0
Gambling - Operating/Promoting	0	0	0	0
Gambling - Equipment Violations	0	0	0	0
Gambling - Sports Tampering	0	0	0	0
Pornography/Obscene Material	0	0	0	0
Prostitution	0	0	0	0
Prostitution Assisting/Promoting	0	0	0	0
Weapon Law Violations	10	10	8	2
<b>Total Group A Offenses</b>	<b>3,726</b>	<b>1,632</b>	<b>475</b>	<b>28</b>



# Shelby County Sheriff's Department - 2006

**2005 Population Estimate** N/A

**Offense Overview**

Offense Total 9,999  
 Number Cleared 2,654  
 Percent Cleared 26.54 %

Group A Crimes per 100,000 population N/A

**Arrest Overview**

Total Arrests 3,027  
 Adult Arrests 2,101  
 Juvenile Arrests 926  
 Unknown Age 0

Arrests per 100,000 population N/A

Average number offenses/incident 1.15

**Domestic Violence Victims**

Offense	Total	Arrests
Murder	1	1
Aggravated Assault	129	50
Simple Assault	1,068	291
Intimidation	202	5
Stalking	13	0
Forcible Rape	4	0
Forcible Sodomy	6	0
Sexual Assault W/Object	2	0
Forcible Fondling	13	2
Incest	0	0
Statutory Rape	1	0
Kidnaping/Abduction	11	0
<b>Total</b>	<b>1,450</b>	<b>349</b>

**TIBRS Group B Arrests**

Offense	Adult	Juvenile
Bad Checks	1	0
Curfew/Vagrancy	0	110
Disorderly Conduct	45	92
DUI	275	5
Drunkenness	20	12
Family-Non Violent	1	0
Liquor Law Violations	276	15
Peeping Tom	0	0
Runaway	0	32
Trespass	21	11
All Other Offenses	132	43
<b>Total Group B</b>	<b>771</b>	<b>320</b>

TIBRS Group A Offenses	Offenses		Arrests	
	Reported	Cleared	Adult	Juvenile
<b>Crimes Against Persons</b>				
Murder	3	3	4	1
Negligent Manslaughter	0	0	0	0
Kidnaping/Abduction	22	9	3	2
Forcible Rape	20	6	3	4
Forcible Sodomy	11	2	0	0
Sexual Assault W/Object	6	0	1	0
Forcible Fondling	54	14	5	5
Incest	0	0	0	0
Statutory Rape	4	0	1	2
Aggravated Assault	430	218	77	51
Simple Assault	2,091	905	401	242
Intimidation	692	77	6	1
Stalking	20	4	2	0
<b>Crimes Against Property</b>				
Arson	10	3	0	0
Bribery	0	0	0	0
Burglary	1,258	79	43	42
Counterfeiting/Forgery	79	31	34	2
Destruction/Damage/Vandalism	1,177	112	27	32
Embezzlement	41	6	3	0
Extortion/Blackmail	2	0	0	0
Fraud - False Pretenses	52	5	1	1
Fraud - Credit Card/ATM	20	1	1	0
Fraud - Impersonation	117	7	4	0
Fraud - Welfare	0	0	0	0
Fraud - Wire	3	1	0	0
Motor Vehicle Theft	306	23	26	9
Robbery	72	5	8	1
Stolen Property Offenses	91	67	41	10
Theft - Pocket-picking	6	1	1	1
Theft - Purse Snatching	2	1	0	0
Theft - Shoplifting	133	64	47	24
Theft From Building	409	38	14	18
Theft From Coin Machine	11	1	0	0
Theft From Motor Vehicle	570	11	13	0
Theft of Motor Vehicle Parts	180	3	3	0
Theft - All Other Larceny	744	18	22	5
<b>Crimes Against Society</b>				
Drug/Narcotic Violations	919	585	447	118
Drug/Narcotic Equipment Violations	261	197	32	5
Gambling - Betting/Wagering	0	0	0	0
Gambling - Operating/Promoting	1	1	1	0
Gambling - Equipment Violations	0	0	0	0
Gambling - Sports Tampering	0	0	0	0
Pornography/Obscene Material	0	0	0	0
Prostitution	0	0	0	0
Prostitution Assisting/Promoting	0	0	0	0
Weapon Law Violations	182	156	59	30
<b>Total Group A Offenses</b>	<b>9,999</b>	<b>2,654</b>	<b>1,330</b>	<b>606</b>



**2005 Population Estimate** N/A

**Offense Overview**

Offense Total 274  
 Number Cleared 143  
 Percent Cleared 52.19 %

Group A Crimes per 100,000 population N/A

**Arrest Overview**

Total Arrests 481  
 Adult Arrests 476  
 Juvenile Arrests 5  
 Unknown Age 0

Arrests per 100,000 population N/A

Average number offenses/incident 1.14

**Domestic Violence Victims**

Offense	Total	Arrests
Murder	0	0
Aggravated Assault	7	7
Simple Assault	31	28
Intimidation	7	2
Stalking	0	0
Forcible Rape	0	0
Forcible Sodomy	0	0
Sexual Assault W/Object	0	0
Forcible Fondling	0	0
Incest	0	0
Statutory Rape	0	0
Kidnaping/Abduction	2	2
<b>Total</b>	<b>47</b>	<b>39</b>

**TIBRS Group B Arrests**

Offense	Adult	Juvenile
Bad Checks	97	0
Curfew/Vagrancy	0	0
Disorderly Conduct	3	0
DUI	28	0
Drunkenness	37	0
Family-Non Violent	19	0
Liquor Law Violations	2	1
Peeping Tom	0	0
Runaway	0	0
Trespass	9	1
All Other Offenses	161	1
<b>Total Group B</b>	<b>356</b>	<b>3</b>

TIBRS Group A Offenses	Offenses		Arrests	
	Reported	Cleared	Adult	Juvenile
<b>Crimes Against Persons</b>				
Murder	0	0	0	0
Negligent Manslaughter	0	0	0	0
Kidnaping/Abduction	2	2	2	0
Forcible Rape	1	1	1	0
Forcible Sodomy	0	0	0	0
Sexual Assault W/Object	0	0	0	0
Forcible Fondling	1	1	1	0
Incest	0	0	0	0
Statutory Rape	0	0	0	0
Aggravated Assault	26	19	17	0
Simple Assault	61	53	45	0
Intimidation	18	13	8	1
Stalking	0	0	0	0
<b>Crimes Against Property</b>				
Arson	1	0	0	0
Bribery	0	0	0	0
Burglary	26	2	1	0
Counterfeiting/Forgery	4	3	2	0
Destruction/Damage/Vandalism	45	12	11	0
Embezzlement	0	0	0	0
Extortion/Blackmail	0	0	0	0
Fraud - False Pretenses	6	3	2	0
Fraud - Credit Card/ATM	1	0	0	0
Fraud - Impersonation	2	0	0	0
Fraud - Welfare	0	0	0	0
Fraud - Wire	0	0	0	0
Motor Vehicle Theft	13	4	4	0
Robbery	1	1	1	0
Stolen Property Offenses	0	0	0	0
Theft - Pocket-picking	0	0	0	0
Theft - Purse Snatching	0	0	0	0
Theft - Shoplifting	0	0	0	0
Theft From Building	20	10	10	0
Theft From Coin Machine	0	0	0	0
Theft From Motor Vehicle	5	1	1	0
Theft of Motor Vehicle Parts	5	0	0	0
Theft - All Other Larceny	18	3	2	0
<b>Crimes Against Society</b>				
Drug/Narcotic Violations	12	10	8	1
Drug/Narcotic Equipment Violations	4	3	2	0
Gambling - Betting/Wagering	0	0	0	0
Gambling - Operating/Promoting	0	0	0	0
Gambling - Equipment Violations	0	0	0	0
Gambling - Sports Tampering	0	0	0	0
Pornography/Obscene Material	0	0	0	0
Prostitution	0	0	0	0
Prostitution Assisting/Promoting	0	0	0	0
Weapon Law Violations	2	2	2	0
<b>Total Group A Offenses</b>	<b>274</b>	<b>143</b>	<b>120</b>	<b>2</b>



# Stewart County Sheriff's Department - 2006

2005 Population Estimate N/A

## Offense Overview

Offense Total 388  
Number Cleared 169  
Percent Cleared 43.56 %

Group A Crimes per 100,000 population N/A

## Arrest Overview

Total Arrests 607  
Adult Arrests 543  
Juvenile Arrests 64  
Unknown Age 0

Arrests per 100,000 population N/A

Average number offenses/incident 1.19

## Domestic Violence Victims

Offense	Total	Arrests
Murder	0	0
Aggravated Assault	13	11
Simple Assault	38	32
Intimidation	38	4
Stalking	1	1
Forcible Rape	2	1
Forcible Sodomy	0	0
Sexual Assault W/Object	0	0
Forcible Fondling	2	1
Incest	0	0
Statutory Rape	2	2
Kidnaping/Abduction	0	0
<b>Total</b>	<b>96</b>	<b>52</b>

## TIBRS Group B Arrests

Offense	Adult	Juvenile
Bad Checks	95	0
Curfew/Vagrancy	0	0
Disorderly Conduct	3	6
DUI	24	0
Drunkenness	11	4
Family-Non Violent	1	0
Liquor Law Violations	5	7
Peeping Tom	0	0
Runaway	0	1
Trespass	5	0
All Other Offenses	296	9
<b>Total Group B</b>	<b>440</b>	<b>27</b>

TIBRS Group A Offenses	Offenses		Arrests	
	Reported	Cleared	Adult	Juvenile
<b>Crimes Against Persons</b>				
Murder	0	0	0	0
Negligent Manslaughter	0	0	0	0
Kidnaping/Abduction	0	0	0	0
Forcible Rape	5	2	1	0
Forcible Sodomy	0	0	0	0
Sexual Assault W/Object	0	0	0	0
Forcible Fondling	4	3	2	1
Incest	0	0	0	0
Statutory Rape	2	2	2	0
Aggravated Assault	26	18	14	2
Simple Assault	58	48	38	5
Intimidation	39	15	4	4
Stalking	1	1	1	0
<b>Crimes Against Property</b>				
Arson	3	0	0	0
Bribery	0	0	0	0
Burglary	47	11	4	6
Counterfeiting/Forgery	3	2	0	0
Destruction/Damage/Vandalism	50	14	6	9
Embezzlement	0	0	0	0
Extortion/Blackmail	0	0	0	0
Fraud - False Pretenses	1	1	0	0
Fraud - Credit Card/ATM	4	1	1	0
Fraud - Impersonation	5	0	0	0
Fraud - Welfare	0	0	0	0
Fraud - Wire	0	0	0	0
Motor Vehicle Theft	27	4	3	1
Robbery	1	1	2	0
Stolen Property Offenses	2	0	0	0
Theft - Pocket-picking	0	0	0	0
Theft - Purse Snatching	0	0	0	0
Theft - Shoplifting	1	1	1	0
Theft From Building	20	4	3	1
Theft From Coin Machine	1	0	0	0
Theft From Motor Vehicle	1	0	0	0
Theft of Motor Vehicle Parts	1	0	0	0
Theft - All Other Larceny	47	5	4	0
<b>Crimes Against Society</b>				
Drug/Narcotic Violations	20	19	14	6
Drug/Narcotic Equipment Violations	16	15	2	1
Gambling - Betting/Wagering	0	0	0	0
Gambling - Operating/Promoting	0	0	0	0
Gambling - Equipment Violations	0	0	0	0
Gambling - Sports Tampering	0	0	0	0
Pornography/Obscene Material	1	0	0	0
Prostitution	0	0	0	0
Prostitution Assisting/Promoting	0	0	0	0
Weapon Law Violations	2	2	1	1
<b>Total Group A Offenses</b>	<b>388</b>	<b>169</b>	<b>103</b>	<b>37</b>



<b>2005 Population Estimate</b>	<b>N/A</b>
<b>Offense Overview</b>	
Offense Total	5,085
Number Cleared	1,916
Percent Cleared	37.68 %
Group A Crimes per 100,000 population	N/A
<b>Arrest Overview</b>	
Total Arrests	3,889
Adult Arrests	3,550
Juvenile Arrests	339
Unknown Age	0
Arrests per 100,000 population	N/A
Average number offenses/incident	1.18

<b>Domestic Violence Victims</b>		
Offense	Total	Arrests
Murder	1	1
Aggravated Assault	194	96
Simple Assault	562	229
Intimidation	104	16
Stalking	5	0
Forcible Rape	7	1
Forcible Sodomy	9	1
Sexual Assault W/Object	4	0
Forcible Fondling	35	1
Incest	0	0
Statutory Rape	4	0
Kidnaping/Abduction	15	3
<b>Total</b>	<b>940</b>	<b>348</b>

<b>TIBRS Group B Arrests</b>		
Offense	Adult	Juvenile
Bad Checks	17	0
Curfew/Vagrancy	0	0
Disorderly Conduct	18	2
DUI	277	4
Drunkenness	100	5
Family-Non Violent	7	0
Liquor Law Violations	19	4
Peeping Tom	0	0
Runaway	0	81
Trespass	11	5
All Other Offenses	2,298	21
<b>Total Group B</b>	<b>2,747</b>	<b>122</b>

<b>TIBRS Group A Offenses</b>	<b>Offenses</b>		<b>Arrests</b>	
	Reported	Cleared	Adult	Juvenile
<b>Crimes Against Persons</b>				
Murder	1	1	1	0
Negligent Manslaughter	0	0	0	0
Kidnaping/Abduction	19	11	4	0
Forcible Rape	28	12	1	1
Forcible Sodomy	14	8	0	2
Sexual Assault W/Object	9	5	0	4
Forcible Fondling	82	39	1	9
Incest	0	0	0	0
Statutory Rape	11	4	3	0
Aggravated Assault	391	267	127	17
Simple Assault	848	542	255	72
Intimidation	326	118	31	12
Stalking	23	5	1	0
<b>Crimes Against Property</b>				
Arson	38	6	3	3
Bribery	0	0	0	0
Burglary	657	97	59	14
Counterfeiting/Forgery	80	26	13	0
Destruction/Damage/Vandalism	678	128	19	16
Embezzlement	18	9	3	0
Extortion/Blackmail	1	0	0	0
Fraud - False Pretenses	99	20	7	0
Fraud - Credit Card/ATM	50	7	2	0
Fraud - Impersonation	40	16	14	0
Fraud - Welfare	0	0	0	0
Fraud - Wire	21	1	0	1
Motor Vehicle Theft	201	59	14	13
Robbery	17	7	6	1
Stolen Property Offenses	7	7	4	1
Theft - Pocket-picking	1	0	0	0
Theft - Purse Snatching	0	0	0	0
Theft - Shoplifting	28	8	3	0
Theft From Building	369	120	34	9
Theft From Coin Machine	10	1	0	0
Theft From Motor Vehicle	154	11	2	0
Theft of Motor Vehicle Parts	140	15	10	0
Theft - All Other Larceny	372	43	14	1
<b>Crimes Against Society</b>				
Drug/Narcotic Violations	181	165	134	28
Drug/Narcotic Equipment Violations	133	127	25	3
Gambling - Betting/Wagering	0	0	0	0
Gambling - Operating/Promoting	0	0	0	0
Gambling - Equipment Violations	0	0	0	0
Gambling - Sports Tampering	0	0	0	0
Pornography/Obscene Material	4	0	0	0
Prostitution	0	0	0	0
Prostitution Assisting/Promoting	0	0	0	0
Weapon Law Violations	34	31	13	10
<b>Total Group A Offenses</b>	<b>5,085</b>	<b>1,916</b>	<b>803</b>	<b>217</b>



**2005 Population Estimate**                      **N/A**

**Offense Overview**

Offense Total                                      2,258  
 Number Cleared                                828  
 Percent Cleared                                36.67 %

Group A Crimes per 100,000 population                      N/A

**Arrest Overview**

Total Arrests                                      4,068  
 Adult Arrests                                      3,842  
 Juvenile Arrests                                226  
 Unknown Age                                      0

Arrests per 100,000 population                      N/A

Average number offenses/incident                      1.15

**Domestic Violence Victims**

Offense	Total	Arrests
Murder	1	0
Aggravated Assault	50	34
Simple Assault	284	170
Intimidation	66	12
Stalking	3	0
Forcible Rape	11	3
Forcible Sodomy	5	0
Sexual Assault W/Object	0	0
Forcible Fondling	15	2
Incest	2	0
Statutory Rape	3	0
Kidnaping/Abduction	5	1
<b>Total</b>	<b>445</b>	<b>222</b>

**TIBRS Group B Arrests**

Offense	Adult	Juvenile
Bad Checks	456	0
Curfew/Vagrancy	0	1
Disorderly Conduct	10	3
DUI	226	1
Drunkenness	96	1
Family-Non Violent	2	0
Liquor Law Violations	13	0
Peeping Tom	0	0
Runaway	0	25
Trespass	20	7
All Other Offenses	2,481	67
<b>Total Group B</b>	<b>3,304</b>	<b>105</b>

TIBRS Group A Offenses	Offenses		Arrests	
	Reported	Cleared	Adult	Juvenile
<b>Crimes Against Persons</b>				
Murder	1	1	0	0
Negligent Manslaughter	0	0	0	0
Kidnaping/Abduction	8	7	1	0
Forcible Rape	19	9	7	1
Forcible Sodomy	10	7	0	1
Sexual Assault W/Object	0	0	0	0
Forcible Fondling	27	9	3	2
Incest	2	0	0	0
Statutory Rape	9	7	7	0
Aggravated Assault	107	81	54	10
Simple Assault	461	252	188	27
Intimidation	238	30	18	1
Stalking	5	0	0	0
<b>Crimes Against Property</b>				
Arson	10	2	1	0
Bribery	0	0	0	0
Burglary	181	35	24	14
Counterfeiting/Forgery	75	26	11	0
Destruction/Damage/Vandalism	284	41	19	7
Embezzlement	1	1	0	0
Extortion/Blackmail	0	0	0	0
Fraud - False Pretenses	50	20	18	1
Fraud - Credit Card/ATM	13	4	4	0
Fraud - Impersonation	18	9	9	0
Fraud - Welfare	0	0	0	0
Fraud - Wire	3	0	0	0
Motor Vehicle Theft	59	10	4	5
Robbery	7	5	4	1
Stolen Property Offenses	20	5	1	0
Theft - Pocket-picking	0	0	0	0
Theft - Purse Snatching	0	0	0	0
Theft - Shoplifting	2	2	1	0
Theft From Building	89	16	12	11
Theft From Coin Machine	2	0	0	0
Theft From Motor Vehicle	52	5	0	0
Theft of Motor Vehicle Parts	32	2	3	0
Theft - All Other Larceny	242	32	25	2
<b>Crimes Against Society</b>				
Drug/Narcotic Violations	137	125	103	37
Drug/Narcotic Equipment Violations	82	74	16	0
Gambling - Betting/Wagering	0	0	0	0
Gambling - Operating/Promoting	0	0	0	0
Gambling - Equipment Violations	1	1	0	0
Gambling - Sports Tampering	0	0	0	0
Pornography/Obscene Material	1	0	0	0
Prostitution	0	0	0	0
Prostitution Assisting/Promoting	0	0	0	0
Weapon Law Violations	10	10	5	1
<b>Total Group A Offenses</b>	<b>2,258</b>	<b>828</b>	<b>538</b>	<b>121</b>



# Tipton County Sheriff's Department - 2006

**2005 Population Estimate** N/A

**Offense Overview**

Offense Total 2,674  
 Number Cleared 803  
 Percent Cleared 30.03 %

Group A Crimes per 100,000 population N/A

**Arrest Overview**

Total Arrests 1,675  
 Adult Arrests 1,499  
 Juvenile Arrests 176  
 Unknown Age 0

Arrests per 100,000 population N/A

Average number offenses/incident 1.21

**Domestic Violence Victims**

Offense	Total	Arrests
Murder	0	0
Aggravated Assault	53	39
Simple Assault	288	216
Intimidation	106	11
Stalking	3	1
Forcible Rape	6	2
Forcible Sodomy	1	0
Sexual Assault W/Object	1	0
Forcible Fondling	7	0
Incest	3	0
Statutory Rape	1	0
Kidnaping/Abduction	4	1
<b>Total</b>	<b>473</b>	<b>270</b>

**TIBRS Group B Arrests**

Offense	Adult	Juvenile
Bad Checks	210	2
Curfew/Vagrancy	12	0
Disorderly Conduct	14	3
DUI	70	1
Drunkenness	39	0
Family-Non Violent	2	0
Liquor Law Violations	29	30
Peeping Tom	3	0
Runaway	0	4
Trespass	15	0
All Other Offenses	521	11
<b>Total Group B</b>	<b>915</b>	<b>51</b>

TIBRS Group A Offenses	Offenses		Arrests	
	Reported	Cleared	Adult	Juvenile
<b>Crimes Against Persons</b>				
Murder	0	0	0	0
Negligent Manslaughter	0	0	0	0
Kidnaping/Abduction	4	3	1	0
Forcible Rape	14	3	1	2
Forcible Sodomy	2	0	0	0
Sexual Assault W/Object	2	0	0	0
Forcible Fondling	26	1	0	1
Incest	3	0	0	0
Statutory Rape	7	1	1	0
Aggravated Assault	139	85	79	13
Simple Assault	473	291	219	39
Intimidation	412	23	20	2
Stalking	4	1	1	0
<b>Crimes Against Property</b>				
Arson	9	0	0	0
Bribery	0	0	0	0
Burglary	224	34	30	17
Counterfeiting/Forgery	17	1	1	0
Destruction/Damage/Vandalism	472	63	9	24
Embezzlement	0	0	0	0
Extortion/Blackmail	1	0	0	0
Fraud - False Pretenses	24	5	5	0
Fraud - Credit Card/ATM	25	0	1	0
Fraud - Impersonation	46	8	5	0
Fraud - Welfare	0	0	0	0
Fraud - Wire	4	0	0	0
Motor Vehicle Theft	91	12	5	8
Robbery	9	2	1	0
Stolen Property Offenses	0	0	0	0
Theft - Pocket-picking	0	0	0	0
Theft - Purse Snatching	0	0	0	0
Theft - Shoplifting	7	1	1	0
Theft From Building	87	13	10	4
Theft From Coin Machine	0	0	0	0
Theft From Motor Vehicle	71	3	4	0
Theft of Motor Vehicle Parts	72	2	1	0
Theft - All Other Larceny	172	6	5	1
<b>Crimes Against Society</b>				
Drug/Narcotic Violations	154	148	152	10
Drug/Narcotic Equipment Violations	85	81	23	3
Gambling - Betting/Wagering	0	0	0	0
Gambling - Operating/Promoting	0	0	0	0
Gambling - Equipment Violations	0	0	0	0
Gambling - Sports Tampering	0	0	0	0
Pornography/Obscene Material	1	0	0	0
Prostitution	0	0	0	0
Prostitution Assisting/Promoting	0	0	0	0
Weapon Law Violations	17	16	9	1
<b>Total Group A Offenses</b>	<b>2,674</b>	<b>803</b>	<b>584</b>	<b>125</b>



# Unicoi County Sheriff's Department - 2006

<b>2005 Population Estimate</b>	N/A
<b>Offense Overview</b>	
Offense Total	562
Number Cleared	405
Percent Cleared	72.06 %

Group A Crimes per 100,000 population N/A

<b>Arrest Overview</b>	
Total Arrests	564
Adult Arrests	547
Juvenile Arrests	17
Unknown Age	0

Arrests per 100,000 population N/A

Average number offenses/incident 1.31

Domestic Violence Victims		
Offense	Total	Arrests
Murder	0	0
Aggravated Assault	14	6
Simple Assault	47	29
Intimidation	13	4
Stalking	1	0
Forcible Rape	0	0
Forcible Sodomy	0	0
Sexual Assault W/Object	0	0
Forcible Fondling	0	0
Incest	0	0
Statutory Rape	0	0
Kidnaping/Abduction	0	0
<b>Total</b>	<b>75</b>	<b>39</b>

TIBRS Group B Arrests		
Offense	Adult	Juvenile
Bad Checks	0	0
Curfew/Vagrancy	0	0
Disorderly Conduct	14	1
DUI	69	0
Drunkenness	59	0
Family-Non Violent	12	0
Liquor Law Violations	4	5
Peeping Tom	0	0
Runaway	0	0
Trespass	3	1
All Other Offenses	43	2
<b>Total Group B</b>	<b>204</b>	<b>9</b>

TIBRS Group A Offenses	Offenses		Arrests	
	Reported	Cleared	Adult	Juvenile
<b>Crimes Against Persons</b>				
Murder	0	0	0	0
Negligent Manslaughter	0	0	0	0
Kidnaping/Abduction	0	0	0	0
Forcible Rape	0	0	0	0
Forcible Sodomy	0	0	0	0
Sexual Assault W/Object	0	0	0	0
Forcible Fondling	0	0	0	0
Incest	0	0	0	0
Statutory Rape	0	0	0	0
Aggravated Assault	31	24	18	1
Simple Assault	54	39	32	0
Intimidation	26	9	4	1
Stalking	5	0	0	0
<b>Crimes Against Property</b>				
Arson	2	2	3	0
Bribery	0	0	0	0
Burglary	25	9	12	0
Counterfeiting/Forgery	1	1	0	0
Destruction/Damage/Vandalism	36	10	7	1
Embezzlement	2	1	1	0
Extortion/Blackmail	0	0	0	0
Fraud - False Pretenses	6	3	2	1
Fraud - Credit Card/ATM	4	0	0	0
Fraud - Impersonation	0	0	0	0
Fraud - Welfare	0	0	0	0
Fraud - Wire	0	0	0	0
Motor Vehicle Theft	10	4	3	0
Robbery	0	0	0	0
Stolen Property Offenses	0	0	0	0
Theft - Pocket-picking	0	0	0	0
Theft - Purse Snatching	0	0	0	0
Theft - Shoplifting	2	2	1	0
Theft From Building	46	12	9	2
Theft From Coin Machine	0	0	0	0
Theft From Motor Vehicle	10	1	1	0
Theft of Motor Vehicle Parts	5	1	2	0
Theft - All Other Larceny	10	0	0	0
<b>Crimes Against Society</b>				
Drug/Narcotic Violations	175	175	223	1
Drug/Narcotic Equipment Violations	93	93	18	0
Gambling - Betting/Wagering	0	0	0	0
Gambling - Operating/Promoting	1	1	1	0
Gambling - Equipment Violations	0	0	0	0
Gambling - Sports Tampering	0	0	0	0
Pornography/Obscene Material	0	0	0	0
Prostitution	0	0	0	0
Prostitution Assisting/Promoting	1	1	1	0
Weapon Law Violations	17	17	5	1
<b>Total Group A Offenses</b>	<b>562</b>	<b>405</b>	<b>343</b>	<b>8</b>





# Union County Sheriff's Department - 2006

2005 Population Estimate N/A

## Offense Overview

Offense Total 575  
Number Cleared 197  
Percent Cleared 34.26 %

Group A Crimes per 100,000 population N/A

## Arrest Overview

Total Arrests 458  
Adult Arrests 448  
Juvenile Arrests 10  
Unknown Age 0

Arrests per 100,000 population N/A

Average number offenses/incident 1.14

## Domestic Violence Victims

Offense	Total	Arrests
Murder	0	0
Aggravated Assault	15	9
Simple Assault	61	49
Intimidation	11	6
Stalking	1	0
Forcible Rape	0	0
Forcible Sodomy	0	0
Sexual Assault W/Object	0	0
Forcible Fondling	0	0
Incest	0	0
Statutory Rape	3	3
Kidnaping/Abduction	0	0
<b>Total</b>	<b>91</b>	<b>67</b>

## TIBRS Group B Arrests

Offense	Adult	Juvenile
Bad Checks	11	0
Curfew/Vagrancy	0	0
Disorderly Conduct	8	0
DUI	46	0
Drunkenness	38	0
Family-Non Violent	28	0
Liquor Law Violations	12	2
Peeping Tom	0	0
Runaway	0	3
Trespass	2	0
All Other Offenses	146	0
<b>Total Group B</b>	<b>291</b>	<b>5</b>

TIBRS Group A Offenses	Offenses		Arrests	
	Reported	Cleared	Adult	Juvenile
<b>Crimes Against Persons</b>				
Murder	0	0	0	0
Negligent Manslaughter	0	0	0	0
Kidnaping/Abduction	1	1	0	0
Forcible Rape	0	0	0	0
Forcible Sodomy	0	0	0	0
Sexual Assault W/Object	0	0	0	0
Forcible Fondling	1	0	0	0
Incest	0	0	0	0
Statutory Rape	3	3	3	0
Aggravated Assault	32	23	17	0
Simple Assault	79	54	51	0
Intimidation	21	7	7	0
Stalking	1	0	1	0
<b>Crimes Against Property</b>				
Arson	2	1	1	0
Bribery	0	0	0	0
Burglary	114	10	13	2
Counterfeiting/Forgery	8	4	4	0
Destruction/Damage/Vandalism	38	3	0	0
Embezzlement	1	1	2	0
Extortion/Blackmail	0	0	0	0
Fraud - False Pretenses	16	6	2	0
Fraud - Credit Card/ATM	1	0	0	0
Fraud - Impersonation	4	3	3	0
Fraud - Welfare	0	0	0	0
Fraud - Wire	0	0	0	0
Motor Vehicle Theft	28	4	3	0
Robbery	3	0	0	0
Stolen Property Offenses	3	3	3	0
Theft - Pocket-picking	0	0	0	0
Theft - Purse Snatching	0	0	0	0
Theft - Shoplifting	2	0	0	0
Theft From Building	46	5	2	1
Theft From Coin Machine	1	0	0	0
Theft From Motor Vehicle	22	1	1	0
Theft of Motor Vehicle Parts	11	0	0	0
Theft - All Other Larceny	74	6	5	1
<b>Crimes Against Society</b>				
Drug/Narcotic Violations	39	38	33	0
Drug/Narcotic Equipment Violations	17	17	2	1
Gambling - Betting/Wagering	0	0	0	0
Gambling - Operating/Promoting	0	0	0	0
Gambling - Equipment Violations	0	0	0	0
Gambling - Sports Tampering	0	0	0	0
Pornography/Obscene Material	0	0	0	0
Prostitution	0	0	0	0
Prostitution Assisting/Promoting	0	0	0	0
Weapon Law Violations	7	7	4	0
<b>Total Group A Offenses</b>	<b>575</b>	<b>197</b>	<b>157</b>	<b>5</b>



**2005 Population Estimate** N/A

**Offense Overview**

Offense Total 133  
 Number Cleared 81  
 Percent Cleared 60.90 %

Group A Crimes per 100,000 population N/A

**Arrest Overview**

Total Arrests 186  
 Adult Arrests 185  
 Juvenile Arrests 1  
 Unknown Age 0

Arrests per 100,000 population N/A

Average number offenses/incident 1.19

**Domestic Violence Victims**

Offense	Total	Arrests
Murder	0	0
Aggravated Assault	1	1
Simple Assault	7	7
Intimidation	0	0
Stalking	0	0
Forcible Rape	1	1
Forcible Sodomy	0	0
Sexual Assault W/Object	0	0
Forcible Fondling	1	0
Incest	0	0
Statutory Rape	0	0
Kidnaping/Abduction	0	0
<b>Total</b>	<b>10</b>	<b>9</b>

**TIBRS Group B Arrests**

Offense	Adult	Juvenile
Bad Checks	2	0
Curfew/Vagrancy	0	0
Disorderly Conduct	0	1
DUI	9	0
Drunkenness	11	0
Family-Non Violent	0	0
Liquor Law Violations	0	0
Peeping Tom	0	0
Runaway	0	0
Trespass	1	0
All Other Offenses	101	0
<b>Total Group B</b>	<b>124</b>	<b>1</b>

TIBRS Group A Offenses	Offenses		Arrests	
	Reported	Cleared	Adult	Juvenile
<b>Crimes Against Persons</b>				
Murder	1	1	1	0
Negligent Manslaughter	0	0	0	0
Kidnaping/Abduction	0	0	0	0
Forcible Rape	1	1	1	0
Forcible Sodomy	0	0	0	0
Sexual Assault W/Object	0	0	0	0
Forcible Fondling	1	1	0	0
Incest	0	0	0	0
Statutory Rape	0	0	0	0
Aggravated Assault	9	9	7	0
Simple Assault	14	12	12	0
Intimidation	3	2	2	0
Stalking	0	0	0	0
<b>Crimes Against Property</b>				
Arson	2	0	0	0
Bribery	0	0	0	0
Burglary	4	0	0	0
Counterfeiting/Forgery	0	0	0	0
Destruction/Damage/Vandalism	15	4	2	0
Embezzlement	0	0	0	0
Extortion/Blackmail	0	0	0	0
Fraud - False Pretenses	0	0	0	0
Fraud - Credit Card/ATM	0	0	0	0
Fraud - Impersonation	0	0	0	0
Fraud - Welfare	0	0	0	0
Fraud - Wire	0	0	0	0
Motor Vehicle Theft	3	2	2	0
Robbery	0	0	0	0
Stolen Property Offenses	0	0	0	0
Theft - Pocket-picking	0	0	0	0
Theft - Purse Snatching	0	0	0	0
Theft - Shoplifting	0	0	0	0
Theft From Building	15	2	2	0
Theft From Coin Machine	0	0	0	0
Theft From Motor Vehicle	4	0	0	0
Theft of Motor Vehicle Parts	5	1	1	0
Theft - All Other Larceny	10	0	0	0
<b>Crimes Against Society</b>				
Drug/Narcotic Violations	28	28	27	0
Drug/Narcotic Equipment Violations	13	13	2	0
Gambling - Betting/Wagering	0	0	0	0
Gambling - Operating/Promoting	0	0	0	0
Gambling - Equipment Violations	0	0	0	0
Gambling - Sports Tampering	0	0	0	0
Pornography/Obscene Material	0	0	0	0
Prostitution	0	0	0	0
Prostitution Assisting/Promoting	0	0	0	0
Weapon Law Violations	5	5	2	0
<b>Total Group A Offenses</b>	<b>133</b>	<b>81</b>	<b>61</b>	<b>0</b>



# Warren County Sheriff's Department - 2006

**2005 Population Estimate** N/A

**Offense Overview**

Offense Total 784  
 Number Cleared 361  
 Percent Cleared 46.05 %

Group A Crimes per 100,000 population N/A

**Arrest Overview**

Total Arrests 1,551  
 Adult Arrests 1,407  
 Juvenile Arrests 144  
 Unknown Age 0

Arrests per 100,000 population N/A

Average number offenses/incident 1.09

**Domestic Violence Victims**

Offense	Total	Arrests
Murder	0	0
Aggravated Assault	17	12
Simple Assault	59	44
Intimidation	0	0
Stalking	2	2
Forcible Rape	0	0
Forcible Sodomy	0	0
Sexual Assault W/Object	0	0
Forcible Fondling	0	0
Incest	1	1
Statutory Rape	1	0
Kidnaping/Abduction	4	1
<b>Total</b>	<b>84</b>	<b>60</b>

**TIBRS Group B Arrests**

Offense	Adult	Juvenile
Bad Checks	65	0
Curfew/Vagrancy	0	0
Disorderly Conduct	5	13
DUI	58	1
Drunkenness	47	2
Family-Non Violent	71	0
Liquor Law Violations	8	6
Peeping Tom	0	0
Runaway	0	13
Trespass	18	1
All Other Offenses	872	46
<b>Total Group B</b>	<b>1,144</b>	<b>82</b>

TIBRS Group A Offenses	Offenses		Arrests	
	Reported	Cleared	Adult	Juvenile
<b>Crimes Against Persons</b>				
Murder	1	1	1	0
Negligent Manslaughter	0	0	0	0
Kidnaping/Abduction	5	5	2	0
Forcible Rape	2	2	0	0
Forcible Sodomy	0	0	0	0
Sexual Assault W/Object	0	0	0	0
Forcible Fondling	3	2	1	2
Incest	1	1	1	0
Statutory Rape	2	2	1	0
Aggravated Assault	51	38	30	2
Simple Assault	132	108	75	32
Intimidation	3	3	0	1
Stalking	6	5	5	0
<b>Crimes Against Property</b>				
Arson	4	3	3	0
Bribery	0	0	0	0
Burglary	105	27	26	10
Counterfeiting/Forgery	8	4	9	0
Destruction/Damage/Vandalism	83	16	8	3
Embezzlement	0	0	0	0
Extortion/Blackmail	0	0	0	0
Fraud - False Pretenses	14	9	5	0
Fraud - Credit Card/ATM	3	1	1	0
Fraud - Impersonation	2	1	1	0
Fraud - Welfare	0	0	0	0
Fraud - Wire	0	0	0	0
Motor Vehicle Theft	39	6	4	0
Robbery	2	1	2	0
Stolen Property Offenses	0	0	0	0
Theft - Pocket-picking	1	0	0	0
Theft - Purse Snatching	0	0	0	0
Theft - Shoplifting	0	0	0	0
Theft From Building	66	14	9	2
Theft From Coin Machine	0	0	0	0
Theft From Motor Vehicle	32	3	3	0
Theft of Motor Vehicle Parts	31	3	2	1
Theft - All Other Larceny	100	18	12	1
<b>Crimes Against Society</b>				
Drug/Narcotic Violations	53	53	51	5
Drug/Narcotic Equipment Violations	26	26	4	0
Gambling - Betting/Wagering	0	0	0	0
Gambling - Operating/Promoting	0	0	0	0
Gambling - Equipment Violations	0	0	0	0
Gambling - Sports Tampering	0	0	0	0
Pornography/Obscene Material	0	0	0	0
Prostitution	0	0	0	0
Prostitution Assisting/Promoting	0	0	0	0
Weapon Law Violations	9	9	7	3
<b>Total Group A Offenses</b>	<b>784</b>	<b>361</b>	<b>263</b>	<b>62</b>



# Washington County Sheriff's Department - 2006

**2005 Population Estimate** N/A

**Offense Overview**

Offense Total 2,730  
 Number Cleared 1,216  
 Percent Cleared 44.54 %

Group A Crimes per 100,000 population N/A

**Arrest Overview**

Total Arrests 3,524  
 Adult Arrests 3,391  
 Juvenile Arrests 133  
 Unknown Age 0

Arrests per 100,000 population N/A

Average number offenses/incident 1.19

**Domestic Violence Victims**

Offense	Total	Arrests
Murder	1	1
Aggravated Assault	99	66
Simple Assault	348	224
Intimidation	119	20
Stalking	2	1
Forcible Rape	3	3
Forcible Sodomy	0	0
Sexual Assault W/Object	0	0
Forcible Fondling	7	1
Incest	0	0
Statutory Rape	3	1
Kidnaping/Abduction	4	2
<b>Total</b>	<b>586</b>	<b>319</b>

**TIBRS Group B Arrests**

Offense	Adult	Juvenile
Bad Checks	0	0
Curfew/Vagrancy	0	0
Disorderly Conduct	17	3
DUI	119	1
Drunkenness	180	2
Family-Non Violent	11	0
Liquor Law Violations	0	1
Peeping Tom	0	0
Runaway	0	1
Trespass	6	2
All Other Offenses	2,375	27
<b>Total Group B</b>	<b>2,708</b>	<b>37</b>

TIBRS Group A Offenses	Offenses		Arrests	
	Reported	Cleared	Adult	Juvenile
<b>Crimes Against Persons</b>				
Murder	3	3	4	0
Negligent Manslaughter	0	0	0	0
Kidnaping/Abduction	5	2	2	0
Forcible Rape	7	6	3	1
Forcible Sodomy	0	0	0	0
Sexual Assault W/Object	1	1	1	0
Forcible Fondling	15	9	3	1
Incest	0	0	0	0
Statutory Rape	5	5	1	0
Aggravated Assault	181	159	130	9
Simple Assault	492	373	222	22
Intimidation	283	99	28	1
Stalking	4	3	1	0
<b>Crimes Against Property</b>				
Arson	18	4	1	2
Bribery	0	0	0	0
Burglary	344	52	34	4
Counterfeiting/Forgery	45	16	6	0
Destruction/Damage/Vandalism	329	73	23	16
Embezzlement	0	0	0	0
Extortion/Blackmail	0	0	0	0
Fraud - False Pretenses	19	7	0	0
Fraud - Credit Card/ATM	27	3	1	0
Fraud - Impersonation	39	22	16	0
Fraud - Welfare	0	0	0	0
Fraud - Wire	1	0	0	0
Motor Vehicle Theft	60	27	14	2
Robbery	8	2	0	0
Stolen Property Offenses	2	2	1	0
Theft - Pocket-picking	4	3	0	0
Theft - Purse Snatching	1	0	0	0
Theft - Shoplifting	1	1	0	0
Theft From Building	310	68	27	7
Theft From Coin Machine	2	0	0	0
Theft From Motor Vehicle	95	6	4	0
Theft of Motor Vehicle Parts	11	2	0	0
Theft - All Other Larceny	154	21	9	0
<b>Crimes Against Society</b>				
Drug/Narcotic Violations	147	138	111	21
Drug/Narcotic Equipment Violations	87	82	32	3
Gambling - Betting/Wagering	0	0	0	0
Gambling - Operating/Promoting	0	0	0	0
Gambling - Equipment Violations	0	0	0	0
Gambling - Sports Tampering	0	0	0	0
Pornography/Obscene Material	1	1	1	0
Prostitution	0	0	0	0
Prostitution Assisting/Promoting	0	0	0	0
Weapon Law Violations	29	26	8	7
<b>Total Group A Offenses</b>	<b>2,730</b>	<b>1,216</b>	<b>683</b>	<b>96</b>



# Wayne County Sheriff's Department - 2006

**2005 Population Estimate** N/A

**Offense Overview**

Offense Total 385  
 Number Cleared 164  
 Percent Cleared 42.60 %

Group A Crimes per 100,000 population N/A

**Arrest Overview**

Total Arrests 370  
 Adult Arrests 369  
 Juvenile Arrests 1  
 Unknown Age 0

Arrests per 100,000 population N/A

Average number offenses/incident 1.10

**Domestic Violence Victims**

Offense	Total	Arrests
Murder	0	0
Aggravated Assault	8	6
Simple Assault	18	18
Intimidation	3	3
Stalking	0	0
Forcible Rape	1	1
Forcible Sodomy	0	0
Sexual Assault W/Object	0	0
Forcible Fondling	0	0
Incest	0	0
Statutory Rape	0	0
Kidnaping/Abduction	0	0
<b>Total</b>	<b>30</b>	<b>28</b>

**TIBRS Group B Arrests**

Offense	Adult	Juvenile
Bad Checks	36	0
Curfew/Vagrancy	0	0
Disorderly Conduct	13	0
DUI	23	0
Drunkenness	33	0
Family-Non Violent	5	0
Liquor Law Violations	10	0
Peeping Tom	0	0
Runaway	0	0
Trespass	12	0
All Other Offenses	96	1
<b>Total Group B</b>	<b>228</b>	<b>1</b>

TIBRS Group A Offenses	Offenses		Arrests	
	Reported	Cleared	Adult	Juvenile
<b>Crimes Against Persons</b>				
Murder	1	1	1	0
Negligent Manslaughter	0	0	0	0
Kidnaping/Abduction	0	0	0	0
Forcible Rape	1	1	1	0
Forcible Sodomy	0	0	0	0
Sexual Assault W/Object	0	0	0	0
Forcible Fondling	1	0	0	0
Incest	0	0	0	0
Statutory Rape	0	0	0	0
Aggravated Assault	27	18	16	0
Simple Assault	43	30	26	0
Intimidation	20	14	13	0
Stalking	3	1	1	0
<b>Crimes Against Property</b>				
Arson	2	0	0	0
Bribery	0	0	0	0
Burglary	69	6	6	0
Counterfeiting/Forgery	8	3	3	0
Destruction/Damage/Vandalism	43	6	7	0
Embezzlement	0	0	0	0
Extortion/Blackmail	0	0	0	0
Fraud - False Pretenses	8	2	1	0
Fraud - Credit Card/ATM	4	1	1	0
Fraud - Impersonation	3	0	0	0
Fraud - Welfare	0	0	0	0
Fraud - Wire	0	0	0	0
Motor Vehicle Theft	11	2	2	0
Robbery	1	1	2	0
Stolen Property Offenses	4	3	3	0
Theft - Pocket-picking	1	0	0	0
Theft - Purse Snatching	0	0	0	0
Theft - Shoplifting	1	0	0	0
Theft From Building	3	0	0	0
Theft From Coin Machine	0	0	0	0
Theft From Motor Vehicle	2	0	0	0
Theft of Motor Vehicle Parts	11	0	0	0
Theft - All Other Larceny	37	0	0	0
<b>Crimes Against Society</b>				
Drug/Narcotic Violations	53	49	47	0
Drug/Narcotic Equipment Violations	17	15	4	0
Gambling - Betting/Wagering	0	0	0	0
Gambling - Operating/Promoting	0	0	0	0
Gambling - Equipment Violations	0	0	0	0
Gambling - Sports Tampering	0	0	0	0
Pornography/Obscene Material	0	0	0	0
Prostitution	0	0	0	0
Prostitution Assisting/Promoting	0	0	0	0
Weapon Law Violations	11	11	7	0
<b>Total Group A Offenses</b>	<b>385</b>	<b>164</b>	<b>141</b>	<b>0</b>



# Weakley County Sheriff's Department - 2006

2005 Population Estimate N/A

## Offense Overview

Offense Total 598  
Number Cleared 268  
Percent Cleared 44.82 %

Group A Crimes per 100,000 population N/A

## Arrest Overview

Total Arrests 1,410  
Adult Arrests 1,385  
Juvenile Arrests 25  
Unknown Age 0

Arrests per 100,000 population N/A

Average number offenses/incident 1.13

## Domestic Violence Victims

Offense	Total	Arrests
Murder	0	0
Aggravated Assault	23	18
Simple Assault	74	51
Intimidation	17	5
Stalking	0	0
Forcible Rape	2	0
Forcible Sodomy	1	0
Sexual Assault W/Object	0	0
Forcible Fondling	1	0
Incest	0	0
Statutory Rape	0	0
Kidnaping/Abduction	0	0
<b>Total</b>	<b>118</b>	<b>74</b>

## TIBRS Group B Arrests

Offense	Adult	Juvenile
Bad Checks	331	0
Curfew/Vagrancy	0	2
Disorderly Conduct	11	0
DUI	38	0
Drunkenness	43	1
Family-Non Violent	25	0
Liquor Law Violations	8	5
Peeping Tom	0	0
Runaway	0	0
Trespass	5	0
All Other Offenses	694	0
<b>Total Group B</b>	<b>1,155</b>	<b>8</b>

TIBRS Group A Offenses	Offenses		Arrests	
	Reported	Cleared	Adult	Juvenile
<b>Crimes Against Persons</b>				
Murder	0	0	0	0
Negligent Manslaughter	0	0	0	0
Kidnaping/Abduction	0	0	0	0
Forcible Rape	6	1	1	0
Forcible Sodomy	1	0	0	0
Sexual Assault W/Object	0	0	0	0
Forcible Fondling	1	0	0	0
Incest	0	0	0	0
Statutory Rape	3	1	1	0
Aggravated Assault	44	30	21	4
Simple Assault	93	65	53	5
Intimidation	38	13	12	0
Stalking	2	2	1	0
<b>Crimes Against Property</b>				
Arson	2	1	0	2
Bribery	0	0	0	0
Burglary	71	10	14	0
Counterfeiting/Forgery	5	3	1	0
Destruction/Damage/Vandalism	92	26	15	2
Embezzlement	1	0	0	0
Extortion/Blackmail	0	0	0	0
Fraud - False Pretenses	19	11	10	0
Fraud - Credit Card/ATM	2	0	0	0
Fraud - Impersonation	5	3	3	0
Fraud - Welfare	0	0	0	0
Fraud - Wire	6	0	0	0
Motor Vehicle Theft	31	17	17	1
Robbery	2	1	1	0
Stolen Property Offenses	0	0	0	0
Theft - Pocket-picking	0	0	0	0
Theft - Purse Snatching	0	0	0	0
Theft - Shoplifting	0	0	0	0
Theft From Building	34	11	14	0
Theft From Coin Machine	0	0	0	0
Theft From Motor Vehicle	12	0	0	0
Theft of Motor Vehicle Parts	12	0	0	0
Theft - All Other Larceny	58	15	14	0
<b>Crimes Against Society</b>				
Drug/Narcotic Violations	32	32	33	3
Drug/Narcotic Equipment Violations	23	23	18	0
Gambling - Betting/Wagering	0	0	0	0
Gambling - Operating/Promoting	0	0	0	0
Gambling - Equipment Violations	0	0	0	0
Gambling - Sports Tampering	0	0	0	0
Pornography/Obscene Material	0	0	0	0
Prostitution	0	0	0	0
Prostitution Assisting/Promoting	0	0	0	0
Weapon Law Violations	3	3	1	0
<b>Total Group A Offenses</b>	<b>598</b>	<b>268</b>	<b>230</b>	<b>17</b>



# White County Sheriff's Department - 2006

**2005 Population Estimate** N/A

**Offense Overview**

Offense Total 701  
 Number Cleared 207  
 Percent Cleared 29.53 %

Group A Crimes per 100,000 population N/A

**Arrest Overview**

Total Arrests 481  
 Adult Arrests 444  
 Juvenile Arrests 37  
 Unknown Age 0

Arrests per 100,000 population N/A

Average number offenses/incident 1.11

**Domestic Violence Victims**

Offense	Total	Arrests
Murder	0	0
Aggravated Assault	25	11
Simple Assault	83	42
Intimidation	27	2
Stalking	0	0
Forcible Rape	0	0
Forcible Sodomy	0	0
Sexual Assault W/Object	0	0
Forcible Fondling	1	0
Incest	0	0
Statutory Rape	0	0
Kidnaping/Abduction	4	1
<b>Total</b>	<b>140</b>	<b>56</b>

**TIBRS Group B Arrests**

Offense	Adult	Juvenile
Bad Checks	28	0
Curfew/Vagrancy	0	2
Disorderly Conduct	15	0
DUI	37	0
Drunkenness	30	0
Family-Non Violent	0	0
Liquor Law Violations	10	5
Peeping Tom	0	0
Runaway	0	4
Trespass	4	2
All Other Offenses	152	3
<b>Total Group B</b>	<b>276</b>	<b>16</b>

TIBRS Group A Offenses	Offenses		Arrests	
	Reported	Cleared	Adult	Juvenile
<b>Crimes Against Persons</b>				
Murder	0	0	0	0
Negligent Manslaughter	0	0	0	0
Kidnaping/Abduction	4	1	1	0
Forcible Rape	0	0	0	0
Forcible Sodomy	0	0	0	0
Sexual Assault W/Object	0	0	0	0
Forcible Fondling	1	0	0	0
Incest	0	0	0	0
Statutory Rape	0	0	0	0
Aggravated Assault	44	29	20	1
Simple Assault	108	53	47	5
Intimidation	43	5	4	0
Stalking	1	0	0	0
<b>Crimes Against Property</b>				
Arson	10	1	1	0
Bribery	0	0	0	0
Burglary	109	5	5	3
Counterfeiting/Forgery	4	0	0	0
Destruction/Damage/Vandalism	75	3	2	1
Embezzlement	1	0	0	0
Extortion/Blackmail	0	0	0	0
Fraud - False Pretenses	3	0	0	0
Fraud - Credit Card/ATM	5	0	0	0
Fraud - Impersonation	8	4	5	0
Fraud - Welfare	0	0	0	0
Fraud - Wire	2	0	0	0
Motor Vehicle Theft	29	5	4	1
Robbery	4	1	1	0
Stolen Property Offenses	4	4	2	0
Theft - Pocket-picking	0	0	0	0
Theft - Purse Snatching	0	0	0	0
Theft - Shoplifting	1	0	0	0
Theft From Building	43	1	1	0
Theft From Coin Machine	0	0	0	0
Theft From Motor Vehicle	27	0	0	0
Theft of Motor Vehicle Parts	17	0	0	0
Theft - All Other Larceny	65	5	3	0
<b>Crimes Against Society</b>				
Drug/Narcotic Violations	53	51	55	8
Drug/Narcotic Equipment Violations	30	29	9	1
Gambling - Betting/Wagering	0	0	0	0
Gambling - Operating/Promoting	0	0	0	0
Gambling - Equipment Violations	0	0	0	0
Gambling - Sports Tampering	0	0	0	0
Pornography/Obscene Material	0	0	0	0
Prostitution	0	0	0	0
Prostitution Assisting/Promoting	0	0	0	0
Weapon Law Violations	10	10	8	1
<b>Total Group A Offenses</b>	<b>701</b>	<b>207</b>	<b>168</b>	<b>21</b>



# Williamson County Sheriff's Department - 2006

**2005 Population Estimate** N/A

**Offense Overview**

Offense Total 1,619  
 Number Cleared 870  
 Percent Cleared 53.74 %

Group A Crimes per 100,000 population N/A

**Arrest Overview**

Total Arrests 2,147  
 Adult Arrests 1,907  
 Juvenile Arrests 240  
 Unknown Age 0

Arrests per 100,000 population N/A

Average number offenses/incident 1.21

**Domestic Violence Victims**

Offense	Total	Arrests
Murder	1	0
Aggravated Assault	27	14
Simple Assault	140	80
Intimidation	26	3
Stalking	0	0
Forcible Rape	1	0
Forcible Sodomy	0	0
Sexual Assault W/Object	0	0
Forcible Fondling	3	0
Incest	2	0
Statutory Rape	0	0
Kidnaping/Abduction	5	3
<b>Total</b>	<b>205</b>	<b>100</b>

**TIBRS Group B Arrests**

Offense	Adult	Juvenile
Bad Checks	64	0
Curfew/Vagrancy	0	0
Disorderly Conduct	6	13
DUI	110	2
Drunkenness	23	4
Family-Non Violent	0	0
Liquor Law Violations	17	12
Peeping Tom	0	0
Runaway	0	19
Trespass	7	0
All Other Offenses	1,268	55
<b>Total Group B</b>	<b>1,495</b>	<b>105</b>

TIBRS Group A Offenses	Offenses		Arrests	
	Reported	Cleared	Adult	Juvenile
<b>Crimes Against Persons</b>				
Murder	1	1	0	0
Negligent Manslaughter	0	0	0	0
Kidnaping/Abduction	6	6	4	0
Forcible Rape	5	5	0	0
Forcible Sodomy	0	0	0	0
Sexual Assault W/Object	0	0	0	0
Forcible Fondling	9	6	1	0
Incest	2	2	0	0
Statutory Rape	1	1	1	0
Aggravated Assault	76	52	27	0
Simple Assault	223	188	83	31
Intimidation	92	60	9	1
Stalking	1	1	0	0
<b>Crimes Against Property</b>				
Arson	2	0	0	0
Bribery	1	1	0	0
Burglary	166	19	19	1
Counterfeiting/Forgery	9	6	2	3
Destruction/Damage/Vandalism	230	51	5	6
Embezzlement	1	0	0	0
Extortion/Blackmail	0	0	0	0
Fraud - False Pretenses	21	11	3	1
Fraud - Credit Card/ATM	8	2	1	0
Fraud - Impersonation	19	13	11	2
Fraud - Welfare	0	0	0	0
Fraud - Wire	1	0	0	0
Motor Vehicle Theft	40	16	4	2
Robbery	0	0	0	0
Stolen Property Offenses	8	7	4	1
Theft - Pocket-picking	0	0	0	0
Theft - Purse Snatching	0	0	0	0
Theft - Shoplifting	3	0	0	0
Theft From Building	136	53	20	31
Theft From Coin Machine	1	0	0	0
Theft From Motor Vehicle	63	10	6	0
Theft of Motor Vehicle Parts	23	1	0	0
Theft - All Other Larceny	130	24	13	4
<b>Crimes Against Society</b>				
Drug/Narcotic Violations	195	192	182	41
Drug/Narcotic Equipment Violations	131	129	14	9
Gambling - Betting/Wagering	0	0	0	0
Gambling - Operating/Promoting	0	0	0	0
Gambling - Equipment Violations	0	0	0	0
Gambling - Sports Tampering	0	0	0	0
Pornography/Obscene Material	2	2	0	0
Prostitution	0	0	0	0
Prostitution Assisting/Promoting	0	0	0	0
Weapon Law Violations	13	11	3	2
<b>Total Group A Offenses</b>	<b>1,619</b>	<b>870</b>	<b>412</b>	<b>135</b>





# Wilson County Sheriff's Department - 2006

**2005 Population Estimate** N/A

**Offense Overview**

Offense Total 2,818  
 Number Cleared 758  
 Percent Cleared 26.90 %

Group A Crimes per 100,000 population N/A

**Arrest Overview**

Total Arrests 2,320  
 Adult Arrests 2,093  
 Juvenile Arrests 227  
 Unknown Age 0

Arrests per 100,000 population N/A

Average number offenses/incident 1.11

**Domestic Violence Victims**

Offense	Total	Arrests
Murder	0	0
Aggravated Assault	54	27
Simple Assault	319	127
Intimidation	82	9
Stalking	3	0
Forcible Rape	7	3
Forcible Sodomy	2	0
Sexual Assault W/Object	0	0
Forcible Fondling	6	1
Incest	0	0
Statutory Rape	3	1
Kidnaping/Abduction	8	2
<b>Total</b>	<b>484</b>	<b>170</b>

**TIBRS Group B Arrests**

Offense	Adult	Juvenile
Bad Checks	118	0
Curfew/Vagrancy	0	0
Disorderly Conduct	5	31
DUI	101	1
Drunkenness	50	4
Family-Non Violent	111	0
Liquor Law Violations	0	0
Peeping Tom	0	0
Runaway	0	40
Trespass	4	13
All Other Offenses	1,303	15
<b>Total Group B</b>	<b>1,692</b>	<b>104</b>

TIBRS Group A Offenses	Offenses		Arrests	
	Reported	Cleared	Adult	Juvenile
<b>Crimes Against Persons</b>				
Murder	0	0	0	0
Negligent Manslaughter	0	0	0	0
Kidnaping/Abduction	13	3	2	0
Forcible Rape	10	6	1	2
Forcible Sodomy	4	4	0	0
Sexual Assault W/Object	0	0	0	0
Forcible Fondling	14	5	1	3
Incest	0	0	0	0
Statutory Rape	5	3	1	0
Aggravated Assault	155	86	55	4
Simple Assault	486	213	132	28
Intimidation	344	54	29	4
Stalking	6	2	0	0
<b>Crimes Against Property</b>				
Arson	7	3	2	1
Bribery	0	0	0	0
Burglary	297	39	25	8
Counterfeiting/Forgery	16	6	4	0
Destruction/Damage/Vandalism	472	36	11	6
Embezzlement	1	0	0	0
Extortion/Blackmail	1	1	0	0
Fraud - False Pretenses	51	9	5	0
Fraud - Credit Card/ATM	7	0	0	0
Fraud - Impersonation	52	9	4	0
Fraud - Welfare	1	0	0	0
Fraud - Wire	2	0	0	0
Motor Vehicle Theft	130	23	16	4
Robbery	12	3	2	0
Stolen Property Offenses	1	1	1	0
Theft - Pocket-picking	0	0	0	0
Theft - Purse Snatching	0	0	0	0
Theft - Shoplifting	3	1	1	0
Theft From Building	106	34	20	3
Theft From Coin Machine	1	0	0	0
Theft From Motor Vehicle	69	1	1	0
Theft of Motor Vehicle Parts	69	3	2	0
Theft - All Other Larceny	276	34	11	8
<b>Crimes Against Society</b>				
Drug/Narcotic Violations	138	118	66	40
Drug/Narcotic Equipment Violations	53	48	6	5
Gambling - Betting/Wagering	0	0	0	0
Gambling - Operating/Promoting	0	0	0	0
Gambling - Equipment Violations	0	0	0	0
Gambling - Sports Tampering	0	0	0	0
Pornography/Obscene Material	0	0	0	0
Prostitution	0	0	0	0
Prostitution Assisting/Promoting	0	0	0	0
Weapon Law Violations	16	13	3	7
<b>Total Group A Offenses</b>	<b>2,818</b>	<b>758</b>	<b>401</b>	<b>123</b>





# **MUNICIPAL POLICE DEPARTMENTS**



# Adamsville Police Department - 2006

**2005 Population Estimate**                      **2,062**

**Offense Overview**

Offense Total                                      55  
 Number Cleared                                45  
 Percent Cleared                                81.82 %

Group A Crimes per 100,000  
 population                                      2,667.3

**Arrest Overview**

Total Arrests                                    100  
 Adult Arrests                                    98  
 Juvenile Arrests                                2  
 Unknown Age                                    0

Arrests per 100,000 population            4,849.7

Average number offenses/incident        1.02

**Domestic Violence Victims**

Offense	Total	Arrests
Murder	0	0
Aggravated Assault	1	1
Simple Assault	16	16
Intimidation	0	0
Stalking	0	0
Forcible Rape	0	0
Forcible Sodomy	0	0
Sexual Assault W/Object	0	0
Forcible Fondling	0	0
Incest	0	0
Statutory Rape	0	0
Kidnaping/Abduction	0	0
<b>Total</b>	<b>17</b>	<b>17</b>

**TIBRS Group B Arrests**

Offense	Adult	Juvenile
Bad Checks	0	0
Curfew/Vagrancy	0	0
Disorderly Conduct	0	0
DUI	16	0
Drunkenness	0	0
Family-Non Violent	0	0
Liquor Law Violations	14	0
Peeping Tom	0	0
Runaway	0	0
Trespass	0	0
All Other Offenses	20	0
<b>Total Group B</b>	<b>50</b>	<b>0</b>

TIBRS Group A Offenses	Offenses		Arrests	
	Reported	Cleared	Adult	Juvenile
<b>Crimes Against Persons</b>				
Murder	0	0	0	0
Negligent Manslaughter	0	0	0	0
Kidnaping/Abduction	0	0	0	0
Forcible Rape	0	0	0	0
Forcible Sodomy	0	0	0	0
Sexual Assault W/Object	0	0	0	0
Forcible Fondling	0	0	0	0
Incest	0	0	0	0
Statutory Rape	0	0	0	0
Aggravated Assault	3	3	4	0
Simple Assault	24	23	21	2
Intimidation	0	0	0	0
Stalking	0	0	0	0
<b>Crimes Against Property</b>				
Arson	0	0	0	0
Bribery	0	0	0	0
Burglary	0	0	0	0
Counterfeiting/Forgery	0	0	0	0
Destruction/Damage/Vandalism	2	2	2	0
Embezzlement	0	0	0	0
Extortion/Blackmail	0	0	0	0
Fraud - False Pretenses	0	0	0	0
Fraud - Credit Card/ATM	0	0	0	0
Fraud - Impersonation	0	0	0	0
Fraud - Welfare	0	0	0	0
Fraud - Wire	0	0	0	0
Motor Vehicle Theft	2	0	0	0
Robbery	0	0	0	0
Stolen Property Offenses	0	0	0	0
Theft - Pocket-picking	0	0	0	0
Theft - Purse Snatching	0	0	0	0
Theft - Shoplifting	0	0	0	0
Theft From Building	4	3	5	0
Theft From Coin Machine	0	0	0	0
Theft From Motor Vehicle	0	0	0	0
Theft of Motor Vehicle Parts	0	0	0	0
Theft - All Other Larceny	11	5	5	0
<b>Crimes Against Society</b>				
Drug/Narcotic Violations	9	9	11	0
Drug/Narcotic Equipment Violations	0	0	0	0
Gambling - Betting/Wagering	0	0	0	0
Gambling - Operating/Promoting	0	0	0	0
Gambling - Equipment Violations	0	0	0	0
Gambling - Sports Tampering	0	0	0	0
Pornography/Obscene Material	0	0	0	0
Prostitution	0	0	0	0
Prostitution Assisting/Promoting	0	0	0	0
Weapon Law Violations	0	0	0	0
<b>Total Group A Offenses</b>	<b>55</b>	<b>45</b>	<b>48</b>	<b>2</b>



**2005 Population Estimate**                      **2,380**

**Offense Overview**

Offense Total                                      141  
 Number Cleared                                59  
 Percent Cleared                                41.84 %

Group A Crimes per 100,000  
 population                                      5,924.4

**Arrest Overview**

Total Arrests                                      96  
 Adult Arrests                                      91  
 Juvenile Arrests                                5  
 Unknown Age                                      0

Arrests per 100,000 population              4,033.6

Average number offenses/incident          1.12

**Domestic Violence Victims**

Offense	Total	Arrests
Murder	0	0
Aggravated Assault	1	1
Simple Assault	21	21
Intimidation	1	1
Stalking	0	0
Forcible Rape	0	0
Forcible Sodomy	0	0
Sexual Assault W/Object	0	0
Forcible Fondling	0	0
Incest	0	0
Statutory Rape	0	0
Kidnaping/Abduction	0	0
<b>Total</b>	<b>23</b>	<b>23</b>

**TIBRS Group B Arrests**

Offense	Adult	Juvenile
Bad Checks	0	0
Curfew/Vagrancy	0	0
Disorderly Conduct	6	0
DUI	11	0
Drunkenness	4	0
Family-Non Violent	0	0
Liquor Law Violations	2	1
Peeping Tom	0	0
Runaway	0	0
Trespass	0	0
All Other Offenses	14	3
<b>Total Group B</b>	<b>37</b>	<b>4</b>

TIBRS Group A Offenses	Offenses		Arrests	
	Reported	Cleared	Adult	Juvenile
<b>Crimes Against Persons</b>				
Murder	0	0	0	0
Negligent Manslaughter	0	0	0	0
Kidnaping/Abduction	0	0	0	0
Forcible Rape	0	0	0	0
Forcible Sodomy	0	0	0	0
Sexual Assault W/Object	0	0	0	0
Forcible Fondling	1	0	0	0
Incest	0	0	0	0
Statutory Rape	0	0	0	0
Aggravated Assault	2	2	2	0
Simple Assault	34	24	22	1
Intimidation	14	2	2	0
Stalking	1	1	1	0
<b>Crimes Against Property</b>				
Arson	0	0	0	0
Bribery	0	0	0	0
Burglary	17	1	1	0
Counterfeiting/Forgery	6	3	5	0
Destruction/Damage/Vandalism	20	3	2	0
Embezzlement	0	0	0	0
Extortion/Blackmail	0	0	0	0
Fraud - False Pretenses	5	4	4	0
Fraud - Credit Card/ATM	0	0	0	0
Fraud - Impersonation	0	0	0	0
Fraud - Welfare	0	0	0	0
Fraud - Wire	0	0	0	0
Motor Vehicle Theft	2	1	1	0
Robbery	0	0	0	0
Stolen Property Offenses	3	1	0	0
Theft - Pocket-picking	0	0	0	0
Theft - Purse Snatching	0	0	0	0
Theft - Shoplifting	1	0	0	0
Theft From Building	10	1	1	0
Theft From Coin Machine	0	0	0	0
Theft From Motor Vehicle	0	0	0	0
Theft of Motor Vehicle Parts	4	1	1	0
Theft - All Other Larceny	8	2	1	0
<b>Crimes Against Society</b>				
Drug/Narcotic Violations	9	9	9	0
Drug/Narcotic Equipment Violations	4	4	2	0
Gambling - Betting/Wagering	0	0	0	0
Gambling - Operating/Promoting	0	0	0	0
Gambling - Equipment Violations	0	0	0	0
Gambling - Sports Tampering	0	0	0	0
Pornography/Obscene Material	0	0	0	0
Prostitution	0	0	0	0
Prostitution Assisting/Promoting	0	0	0	0
Weapon Law Violations	0	0	0	0
<b>Total Group A Offenses</b>	<b>141</b>	<b>59</b>	<b>54</b>	<b>1</b>



**2005 Population Estimate**                      **8,388**

**Offense Overview**

Offense Total                                      1,674

Number Cleared                                710

Percent Cleared                                42.41 %

Group A Crimes per 100,000 population      19,957.1

**Arrest Overview**

Total Arrests                                    929

Adult Arrests                                    857

Juvenile Arrests                                72

Unknown Age                                    0

Arrests per 100,000 population            11,075.3

Average number offenses/incident        1.17

**Domestic Violence Victims**

Offense	Total	Arrests
Murder	0	0
Aggravated Assault	31	20
Simple Assault	180	70
Intimidation	20	8
Stalking	0	0
Forcible Rape	1	0
Forcible Sodomy	0	0
Sexual Assault W/Object	0	0
Forcible Fondling	1	0
Incest	0	0
Statutory Rape	0	0
Kidnaping/Abduction	2	0
<b>Total</b>	<b>235</b>	<b>98</b>

**TIBRS Group B Arrests**

Offense	Adult	Juvenile
Bad Checks	0	0
Curfew/Vagrancy	0	1
Disorderly Conduct	5	0
DUI	96	0
Drunkenness	105	0
Family-Non Violent	0	0
Liquor Law Violations	56	8
Peeping Tom	0	0
Runaway	0	3
Trespass	4	6
All Other Offenses	52	13
<b>Total Group B</b>	<b>318</b>	<b>31</b>

TIBRS Group A Offenses	Offenses		Arrests	
	Reported	Cleared	Adult	Juvenile
<b>Crimes Against Persons</b>				
Murder	1	1	0	1
Negligent Manslaughter	0	0	0	0
Kidnaping/Abduction	6	1	0	0
Forcible Rape	7	1	0	0
Forcible Sodomy	0	0	0	0
Sexual Assault W/Object	0	0	0	0
Forcible Fondling	7	1	1	0
Incest	0	0	0	0
Statutory Rape	2	1	1	0
Aggravated Assault	91	48	32	1
Simple Assault	294	138	79	8
Intimidation	53	19	9	2
Stalking	0	0	0	0
<b>Crimes Against Property</b>				
Arson	4	0	0	0
Bribery	0	0	0	0
Burglary	100	17	11	2
Counterfeiting/Forgery	46	8	6	0
Destruction/Damage/Vandalism	115	24	4	9
Embezzlement	31	8	7	1
Extortion/Blackmail	0	0	0	0
Fraud - False Pretenses	78	19	10	0
Fraud - Credit Card/ATM	49	13	7	0
Fraud - Impersonation	41	35	34	2
Fraud - Welfare	0	0	0	0
Fraud - Wire	1	0	0	0
Motor Vehicle Theft	40	11	6	0
Robbery	21	5	5	0
Stolen Property Offenses	6	6	4	0
Theft - Pocket-picking	1	0	0	0
Theft - Purse Snatching	1	1	1	0
Theft - Shoplifting	98	79	84	8
Theft From Building	105	15	7	0
Theft From Coin Machine	17	2	3	0
Theft From Motor Vehicle	90	3	2	0
Theft of Motor Vehicle Parts	31	3	1	0
Theft - All Other Larceny	75	9	7	0
<b>Crimes Against Society</b>				
Drug/Narcotic Violations	123	115	109	6
Drug/Narcotic Equipment Violations	110	104	89	0
Gambling - Betting/Wagering	0	0	0	0
Gambling - Operating/Promoting	0	0	0	0
Gambling - Equipment Violations	0	0	0	0
Gambling - Sports Tampering	0	0	0	0
Pornography/Obscene Material	0	0	0	0
Prostitution	5	5	6	1
Prostitution Assisting/Promoting	1	0	0	0
Weapon Law Violations	24	18	14	0
<b>Total Group A Offenses</b>	<b>1,674</b>	<b>710</b>	<b>539</b>	<b>41</b>



**2005 Population Estimate** **860**

**Offense Overview**

Offense Total 49  
 Number Cleared 19  
 Percent Cleared 38.78 %

Group A Crimes per 100,000 population 5,697.7

**Arrest Overview**

Total Arrests 28  
 Adult Arrests 25  
 Juvenile Arrests 3  
 Unknown Age 0

Arrests per 100,000 population 3,255.8

Average number offenses/incident 1.11

**Domestic Violence Victims**

Offense	Total	Arrests
Murder	0	0
Aggravated Assault	0	0
Simple Assault	3	0
Intimidation	0	0
Stalking	0	0
Forcible Rape	0	0
Forcible Sodomy	0	0
Sexual Assault W/Object	0	0
Forcible Fondling	0	0
Incest	0	0
Statutory Rape	0	0
Kidnaping/Abduction	0	0
<b>Total</b>	<b>3</b>	<b>0</b>

**TIBRS Group B Arrests**

Offense	Adult	Juvenile
Bad Checks	0	0
Curfew/Vagrancy	0	0
Disorderly Conduct	0	0
DUI	4	0
Drunkenness	3	0
Family-Non Violent	0	0
Liquor Law Violations	1	0
Peeping Tom	0	0
Runaway	0	0
Trespass	0	0
All Other Offenses	4	0
<b>Total Group B</b>	<b>12</b>	<b>0</b>

TIBRS Group A Offenses	Offenses		Arrests	
	Reported	Cleared	Adult	Juvenile
<b>Crimes Against Persons</b>				
Murder	0	0	0	0
Negligent Manslaughter	0	0	0	0
Kidnaping/Abduction	0	0	0	0
Forcible Rape	0	0	0	0
Forcible Sodomy	0	0	0	0
Sexual Assault W/Object	0	0	0	0
Forcible Fondling	0	0	0	0
Incest	0	0	0	0
Statutory Rape	0	0	0	0
Aggravated Assault	1	1	2	0
Simple Assault	5	5	2	0
Intimidation	2	2	2	0
Stalking	0	0	0	0
<b>Crimes Against Property</b>				
Arson	0	0	0	0
Bribery	0	0	0	0
Burglary	6	1	0	2
Counterfeiting/Forgery	1	1	1	0
Destruction/Damage/Vandalism	14	0	0	0
Embezzlement	0	0	0	0
Extortion/Blackmail	0	0	0	0
Fraud - False Pretenses	1	1	0	0
Fraud - Credit Card/ATM	1	0	0	0
Fraud - Impersonation	0	0	0	0
Fraud - Welfare	0	0	0	0
Fraud - Wire	0	0	0	0
Motor Vehicle Theft	2	0	0	0
Robbery	0	0	0	0
Stolen Property Offenses	0	0	0	0
Theft - Pocket-picking	0	0	0	0
Theft - Purse Snatching	0	0	0	0
Theft - Shoplifting	1	1	1	0
Theft From Building	5	1	0	1
Theft From Coin Machine	0	0	0	0
Theft From Motor Vehicle	0	0	0	0
Theft of Motor Vehicle Parts	2	0	0	0
Theft - All Other Larceny	2	0	0	0
<b>Crimes Against Society</b>				
Drug/Narcotic Violations	1	1	1	0
Drug/Narcotic Equipment Violations	4	4	3	0
Gambling - Betting/Wagering	0	0	0	0
Gambling - Operating/Promoting	0	0	0	0
Gambling - Equipment Violations	0	0	0	0
Gambling - Sports Tampering	0	0	0	0
Pornography/Obscene Material	0	0	0	0
Prostitution	0	0	0	0
Prostitution Assisting/Promoting	0	0	0	0
Weapon Law Violations	1	1	1	0
<b>Total Group A Offenses</b>	<b>49</b>	<b>19</b>	<b>13</b>	<b>3</b>



**2005 Population Estimate**                      **3,188**

**Offense Overview**

Offense Total                                      142  
 Number Cleared                                61  
 Percent Cleared                                42.96 %

Group A Crimes per 100,000  
 population                                      4,454.2

**Arrest Overview**

Total Arrests                                      115  
 Adult Arrests                                    97  
 Juvenile Arrests                                18  
 Unknown Age                                    0

Arrests per 100,000 population            3,607.3

Average number offenses/incident        1.07

**Domestic Violence Victims**

Offense	Total	Arrests
Murder	0	0
Aggravated Assault	1	1
Simple Assault	3	2
Intimidation	1	0
Stalking	1	0
Forcible Rape	0	0
Forcible Sodomy	0	0
Sexual Assault W/Object	0	0
Forcible Fondling	0	0
Incest	0	0
Statutory Rape	0	0
Kidnaping/Abduction	0	0
<b>Total</b>	<b>6</b>	<b>3</b>

**TIBRS Group B Arrests**

Offense	Adult	Juvenile
Bad Checks	0	0
Curfew/Vagrancy	0	2
Disorderly Conduct	2	2
DUI	23	0
Drunkenness	10	0
Family-Non Violent	4	0
Liquor Law Violations	1	1
Peeping Tom	0	0
Runaway	0	3
Trespass	0	0
All Other Offenses	5	1
<b>Total Group B</b>	<b>45</b>	<b>9</b>

TIBRS Group A Offenses	Offenses		Arrests	
	Reported	Cleared	Adult	Juvenile
<b>Crimes Against Persons</b>				
Murder	0	0	0	0
Negligent Manslaughter	0	0	0	0
Kidnaping/Abduction	0	0	0	0
Forcible Rape	0	0	0	0
Forcible Sodomy	0	0	0	0
Sexual Assault W/Object	0	0	0	0
Forcible Fondling	0	0	0	0
Incest	0	0	0	0
Statutory Rape	1	0	0	0
Aggravated Assault	2	2	2	0
Simple Assault	13	6	5	1
Intimidation	3	0	0	0
Stalking	2	0	0	0
<b>Crimes Against Property</b>				
Arson	0	0	0	0
Bribery	0	0	0	0
Burglary	3	0	0	0
Counterfeiting/Forgery	5	0	0	0
Destruction/Damage/Vandalism	16	2	0	3
Embezzlement	0	0	0	0
Extortion/Blackmail	0	0	0	0
Fraud - False Pretenses	3	1	1	0
Fraud - Credit Card/ATM	1	0	0	0
Fraud - Impersonation	1	1	0	0
Fraud - Welfare	0	0	0	0
Fraud - Wire	0	0	0	0
Motor Vehicle Theft	3	1	1	0
Robbery	0	0	0	0
Stolen Property Offenses	0	0	0	0
Theft - Pocket-picking	1	0	0	0
Theft - Purse Snatching	0	0	0	0
Theft - Shoplifting	37	24	21	5
Theft From Building	24	6	8	0
Theft From Coin Machine	0	0	0	0
Theft From Motor Vehicle	7	1	1	0
Theft of Motor Vehicle Parts	0	0	0	0
Theft - All Other Larceny	4	2	2	0
<b>Crimes Against Society</b>				
Drug/Narcotic Violations	11	11	10	0
Drug/Narcotic Equipment Violations	5	4	1	0
Gambling - Betting/Wagering	0	0	0	0
Gambling - Operating/Promoting	0	0	0	0
Gambling - Equipment Violations	0	0	0	0
Gambling - Sports Tampering	0	0	0	0
Pornography/Obscene Material	0	0	0	0
Prostitution	0	0	0	0
Prostitution Assisting/Promoting	0	0	0	0
Weapon Law Violations	0	0	0	0
<b>Total Group A Offenses</b>	<b>142</b>	<b>61</b>	<b>52</b>	<b>9</b>





**2005 Population Estimate**                      **1,116**

**Offense Overview**

Offense Total                                      146  
 Number Cleared                                78  
 Percent Cleared                                53.42 %

Group A Crimes per 100,000 population      13,082.4

**Arrest Overview**

Total Arrests                                      169  
 Adult Arrests                                      168  
 Juvenile Arrests                                  1  
 Unknown Age                                      0

Arrests per 100,000 population              15,143.4

Average number offenses/incident           1.11

**Domestic Violence Victims**

Offense	Total	Arrests
Murder	0	0
Aggravated Assault	3	2
Simple Assault	5	2
Intimidation	1	0
Stalking	0	0
Forcible Rape	0	0
Forcible Sodomy	0	0
Sexual Assault W/Object	0	0
Forcible Fondling	0	0
Incest	0	0
Statutory Rape	0	0
Kidnaping/Abduction	0	0
<b>Total</b>	<b>9</b>	<b>4</b>

**TIBRS Group B Arrests**

Offense	Adult	Juvenile
Bad Checks	0	0
Curfew/Vagrancy	0	0
Disorderly Conduct	5	0
DUI	14	0
Drunkenness	70	0
Family-Non Violent	0	0
Liquor Law Violations	34	0
Peeping Tom	0	0
Runaway	0	0
Trespass	0	0
All Other Offenses	1	1
<b>Total Group B</b>	<b>124</b>	<b>1</b>

TIBRS Group A Offenses	Offenses		Arrests	
	Reported	Cleared	Adult	Juvenile
<b>Crimes Against Persons</b>				
Murder	0	0	0	0
Negligent Manslaughter	0	0	0	0
Kidnaping/Abduction	0	0	0	0
Forcible Rape	1	0	0	0
Forcible Sodomy	0	0	0	0
Sexual Assault W/Object	0	0	0	0
Forcible Fondling	0	0	0	0
Incest	0	0	0	0
Statutory Rape	0	0	0	0
Aggravated Assault	9	7	7	0
Simple Assault	8	4	2	0
Intimidation	9	4	0	0
Stalking	0	0	0	0
<b>Crimes Against Property</b>				
Arson	0	0	0	0
Bribery	0	0	0	0
Burglary	13	2	1	0
Counterfeiting/Forgery	3	2	1	0
Destruction/Damage/Vandalism	5	0	0	0
Embezzlement	0	0	0	0
Extortion/Blackmail	0	0	0	0
Fraud - False Pretenses	24	19	2	0
Fraud - Credit Card/ATM	3	2	0	0
Fraud - Impersonation	1	1	1	0
Fraud - Welfare	0	0	0	0
Fraud - Wire	1	0	0	0
Motor Vehicle Theft	7	3	3	0
Robbery	0	0	0	0
Stolen Property Offenses	0	0	0	0
Theft - Pocket-picking	0	0	0	0
Theft - Purse Snatching	0	0	0	0
Theft - Shoplifting	1	1	1	0
Theft From Building	4	0	0	0
Theft From Coin Machine	0	0	0	0
Theft From Motor Vehicle	7	0	0	0
Theft of Motor Vehicle Parts	3	0	0	0
Theft - All Other Larceny	15	2	2	0
<b>Crimes Against Society</b>				
Drug/Narcotic Violations	14	14	13	0
Drug/Narcotic Equipment Violations	12	12	7	0
Gambling - Betting/Wagering	0	0	0	0
Gambling - Operating/Promoting	0	0	0	0
Gambling - Equipment Violations	0	0	0	0
Gambling - Sports Tampering	0	0	0	0
Pornography/Obscene Material	1	0	0	0
Prostitution	0	0	0	0
Prostitution Assisting/Promoting	0	0	0	0
Weapon Law Violations	5	5	4	0
<b>Total Group A Offenses</b>	<b>146</b>	<b>78</b>	<b>44</b>	<b>0</b>



# Ashland City Police Department - 2006

**2005 Population Estimate** 4,550

## Offense Overview

Offense Total 639  
 Number Cleared 340  
 Percent Cleared 53.21 %

Group A Crimes per 100,000 population 14,044.0

## Arrest Overview

Total Arrests 562  
 Adult Arrests 511  
 Juvenile Arrests 51  
 Unknown Age 0

Arrests per 100,000 population 12,351.6

Average number offenses/incident 1.16

## Domestic Violence Victims

Offense	Total	Arrests
Murder	0	0
Aggravated Assault	3	2
Simple Assault	57	39
Intimidation	18	0
Stalking	0	0
Forcible Rape	1	0
Forcible Sodomy	0	0
Sexual Assault W/Object	0	0
Forcible Fondling	0	0
Incest	0	0
Statutory Rape	0	0
Kidnaping/Abduction	0	0
<b>Total</b>	<b>79</b>	<b>41</b>

## TIBRS Group B Arrests

Offense	Adult	Juvenile
Bad Checks	17	0
Curfew/Vagrancy	0	5
Disorderly Conduct	4	1
DUI	26	0
Drunkenness	16	0
Family-Non Violent	0	2
Liquor Law Violations	25	2
Peeping Tom	0	0
Runaway	0	1
Trespass	3	0
All Other Offenses	222	3
<b>Total Group B</b>	<b>313</b>	<b>14</b>

TIBRS Group A Offenses	Offenses		Arrests	
	Reported	Cleared	Adult	Juvenile
<b>Crimes Against Persons</b>				
Murder	0	0	0	0
Negligent Manslaughter	0	0	0	0
Kidnaping/Abduction	1	1	0	0
Forcible Rape	4	1	0	0
Forcible Sodomy	0	0	0	0
Sexual Assault W/Object	0	0	0	0
Forcible Fondling	4	1	1	0
Incest	0	0	0	0
Statutory Rape	1	1	1	0
Aggravated Assault	16	11	5	0
Simple Assault	112	99	48	5
Intimidation	39	25	0	0
Stalking	4	3	0	0
<b>Crimes Against Property</b>				
Arson	0	0	0	0
Bribery	0	0	0	0
Burglary	43	5	7	2
Counterfeiting/Forgery	7	3	3	0
Destruction/Damage/Vandalism	105	16	7	7
Embezzlement	5	2	2	0
Extortion/Blackmail	0	0	0	0
Fraud - False Pretenses	10	3	1	0
Fraud - Credit Card/ATM	3	0	0	0
Fraud - Impersonation	2	2	2	0
Fraud - Welfare	0	0	0	0
Fraud - Wire	0	0	0	0
Motor Vehicle Theft	11	3	1	0
Robbery	3	1	2	0
Stolen Property Offenses	3	3	3	0
Theft - Pocket-picking	0	0	0	0
Theft - Purse Snatching	0	0	0	0
Theft - Shoplifting	36	30	25	4
Theft From Building	27	8	4	2
Theft From Coin Machine	1	0	0	0
Theft From Motor Vehicle	17	0	0	0
Theft of Motor Vehicle Parts	19	2	4	1
Theft - All Other Larceny	52	9	4	3
<b>Crimes Against Society</b>				
Drug/Narcotic Violations	63	61	59	12
Drug/Narcotic Equipment Violations	36	35	11	0
Gambling - Betting/Wagering	0	0	0	0
Gambling - Operating/Promoting	0	0	0	0
Gambling - Equipment Violations	0	0	0	0
Gambling - Sports Tampering	0	0	0	0
Pornography/Obscene Material	0	0	0	0
Prostitution	0	0	0	0
Prostitution Assisting/Promoting	0	0	0	0
Weapon Law Violations	15	15	8	1
<b>Total Group A Offenses</b>	<b>639</b>	<b>340</b>	<b>198</b>	<b>37</b>



# Athens Police Department - 2006

**2005 Population Estimate**                      **13,878**

**Offense Overview**

Offense Total                                      3,157  
 Number Cleared                                924  
 Percent Cleared                                29.27 %

Group A Crimes per 100,000  
 population                                      22,748.2

**Arrest Overview**

Total Arrests                                    980  
 Adult Arrests                                    877  
 Juvenile Arrests                                103  
 Unknown Age                                    0

Arrests per 100,000 population            7,061.5

Average number offenses/incident        1.18

**Domestic Violence Victims**

Offense	Total	Arrests
Murder	0	0
Aggravated Assault	44	26
Simple Assault	203	59
Intimidation	31	1
Stalking	0	0
Forcible Rape	1	0
Forcible Sodomy	0	0
Sexual Assault W/Object	0	0
Forcible Fondling	0	0
Incest	0	0
Statutory Rape	1	0
Kidnaping/Abduction	0	0
<b>Total</b>	<b>280</b>	<b>86</b>

**TIBRS Group B Arrests**

Offense	Adult	Juvenile
Bad Checks	1	0
Curfew/Vagrancy	0	12
Disorderly Conduct	8	3
DUI	77	1
Drunkenness	69	0
Family-Non Violent	1	0
Liquor Law Violations	47	12
Peeping Tom	0	0
Runaway	0	1
Trespass	7	1
All Other Offenses	47	7
<b>Total Group B</b>	<b>257</b>	<b>37</b>

TIBRS Group A Offenses	Offenses		Arrests	
	Reported	Cleared	Adult	Juvenile
<b>Crimes Against Persons</b>				
Murder	0	0	0	0
Negligent Manslaughter	0	0	0	0
Kidnaping/Abduction	2	1	1	0
Forcible Rape	6	2	0	1
Forcible Sodomy	5	2	1	0
Sexual Assault W/Object	0	0	0	0
Forcible Fondling	8	5	5	0
Incest	0	0	0	0
Statutory Rape	5	2	2	0
Aggravated Assault	158	72	45	3
Simple Assault	367	87	67	5
Intimidation	91	4	2	0
Stalking	3	1	1	0
<b>Crimes Against Property</b>				
Arson	1	0	0	0
Bribery	0	0	0	0
Burglary	260	41	28	6
Counterfeiting/Forgery	191	39	23	0
Destruction/Damage/Vandalism	294	42	6	6
Embezzlement	42	20	14	3
Extortion/Blackmail	0	0	0	0
Fraud - False Pretenses	252	53	17	0
Fraud - Credit Card/ATM	56	15	3	0
Fraud - Impersonation	10	5	3	0
Fraud - Welfare	0	0	0	0
Fraud - Wire	5	0	0	0
Motor Vehicle Theft	94	13	11	1
Robbery	20	11	14	1
Stolen Property Offenses	11	10	6	0
Theft - Pocket-picking	0	0	0	0
Theft - Purse Snatching	2	1	1	0
Theft - Shoplifting	191	97	83	22
Theft From Building	183	19	12	0
Theft From Coin Machine	11	0	0	0
Theft From Motor Vehicle	186	15	8	5
Theft of Motor Vehicle Parts	49	6	8	0
Theft - All Other Larceny	285	20	18	1
<b>Crimes Against Society</b>				
Drug/Narcotic Violations	214	200	187	11
Drug/Narcotic Equipment Violations	132	118	39	1
Gambling - Betting/Wagering	0	0	0	0
Gambling - Operating/Promoting	0	0	0	0
Gambling - Equipment Violations	0	0	0	0
Gambling - Sports Tampering	0	0	0	0
Pornography/Obscene Material	0	0	0	0
Prostitution	2	2	3	0
Prostitution Assisting/Promoting	0	0	0	0
Weapon Law Violations	21	21	12	0
<b>Total Group A Offenses</b>	<b>3,157</b>	<b>924</b>	<b>620</b>	<b>66</b>



# Atoka Police Department - 2006

**2005 Population Estimate**                      **5,676**

**Offense Overview**

Offense Total                                      402  
 Number Cleared                                159  
 Percent Cleared                                39.55 %

Group A Crimes per 100,000  
 population                                      7,082.5

**Arrest Overview**

Total Arrests                                    286  
 Adult Arrests                                    195  
 Juvenile Arrests                                91  
 Unknown Age                                    0

Arrests per 100,000 population            5,038.8

Average number offenses/incident        1.07

**Domestic Violence Victims**

Offense	Total	Arrests
Murder	0	0
Aggravated Assault	5	5
Simple Assault	36	32
Intimidation	6	2
Stalking	0	0
Forcible Rape	0	0
Forcible Sodomy	0	0
Sexual Assault W/Object	0	0
Forcible Fondling	1	0
Incest	1	0
Statutory Rape	0	0
Kidnaping/Abduction	0	0
<b>Total</b>	<b>49</b>	<b>39</b>

**TIBRS Group B Arrests**

Offense	Adult	Juvenile
Bad Checks	0	0
Curfew/Vagrancy	0	10
Disorderly Conduct	4	1
DUI	28	0
Drunkenness	10	3
Family-Non Violent	0	0
Liquor Law Violations	34	16
Peeping Tom	0	0
Runaway	0	3
Trespass	2	1
All Other Offenses	8	14
<b>Total Group B</b>	<b>86</b>	<b>48</b>

TIBRS Group A Offenses	Offenses		Arrests	
	Reported	Cleared	Adult	Juvenile
<b>Crimes Against Persons</b>				
Murder	0	0	0	0
Negligent Manslaughter	0	0	0	0
Kidnaping/Abduction	0	0	0	0
Forcible Rape	2	1	0	1
Forcible Sodomy	0	0	0	0
Sexual Assault W/Object	0	0	0	0
Forcible Fondling	6	3	0	0
Incest	1	1	0	0
Statutory Rape	2	0	0	0
Aggravated Assault	20	18	12	3
Simple Assault	52	45	39	5
Intimidation	17	3	2	0
Stalking	0	0	0	0
<b>Crimes Against Property</b>				
Arson	1	0	0	0
Bribery	0	0	0	0
Burglary	27	2	1	0
Counterfeiting/Forgery	9	2	1	1
Destruction/Damage/Vandalism	71	6	1	3
Embezzlement	0	0	0	0
Extortion/Blackmail	0	0	0	0
Fraud - False Pretenses	2	0	0	0
Fraud - Credit Card/ATM	5	1	1	0
Fraud - Impersonation	9	0	0	0
Fraud - Welfare	0	0	0	0
Fraud - Wire	0	0	0	0
Motor Vehicle Theft	6	2	1	1
Robbery	0	0	0	0
Stolen Property Offenses	1	0	0	0
Theft - Pocket-picking	0	0	0	0
Theft - Purse Snatching	0	0	0	0
Theft - Shoplifting	18	14	11	10
Theft From Building	3	0	0	0
Theft From Coin Machine	0	0	0	0
Theft From Motor Vehicle	22	11	1	2
Theft of Motor Vehicle Parts	6	1	0	0
Theft - All Other Larceny	79	8	6	4
<b>Crimes Against Society</b>				
Drug/Narcotic Violations	29	28	21	12
Drug/Narcotic Equipment Violations	11	11	10	1
Gambling - Betting/Wagering	0	0	0	0
Gambling - Operating/Promoting	0	0	0	0
Gambling - Equipment Violations	0	0	0	0
Gambling - Sports Tampering	0	0	0	0
Pornography/Obscene Material	1	0	0	0
Prostitution	0	0	0	0
Prostitution Assisting/Promoting	0	0	0	0
Weapon Law Violations	2	2	2	0
<b>Total Group A Offenses</b>	<b>402</b>	<b>159</b>	<b>109</b>	<b>43</b>



# Baileyton Police Department - 2006

**2005 Population Estimate** **504**

**Offense Overview**

Offense Total 28  
 Number Cleared 14  
 Percent Cleared 50.00 %  
 Group A Crimes per 100,000 population 5,555.6

**Arrest Overview**

Total Arrests 23  
 Adult Arrests 21  
 Juvenile Arrests 2  
 Unknown Age 0  
 Arrests per 100,000 population 4,563.5  
 Average number offenses/incident 1.12

**Domestic Violence Victims**

Offense	Total	Arrests
Murder	0	0
Aggravated Assault	0	0
Simple Assault	1	0
Intimidation	0	0
Stalking	0	0
Forcible Rape	0	0
Forcible Sodomy	0	0
Sexual Assault W/Object	0	0
Forcible Fondling	0	0
Incest	0	0
Statutory Rape	0	0
Kidnaping/Abduction	0	0
<b>Total</b>	<b>1</b>	<b>0</b>

**TIBRS Group B Arrests**

Offense	Adult	Juvenile
Bad Checks	0	0
Curfew/Vagrancy	0	0
Disorderly Conduct	0	0
DUI	3	0
Drunkenness	1	0
Family-Non Violent	0	0
Liquor Law Violations	2	1
Peeping Tom	0	0
Runaway	0	0
Trespass	0	0
All Other Offenses	0	0
<b>Total Group B</b>	<b>6</b>	<b>1</b>

TIBRS Group A Offenses	Offenses		Arrests	
	Reported	Cleared	Adult	Juvenile
<b>Crimes Against Persons</b>				
Murder	0	0	0	0
Negligent Manslaughter	0	0	0	0
Kidnaping/Abduction	0	0	0	0
Forcible Rape	0	0	0	0
Forcible Sodomy	0	0	0	0
Sexual Assault W/Object	0	0	0	0
Forcible Fondling	0	0	0	0
Incest	0	0	0	0
Statutory Rape	0	0	0	0
Aggravated Assault	2	2	1	1
Simple Assault	1	0	0	0
Intimidation	1	0	0	0
Stalking	1	0	0	0
<b>Crimes Against Property</b>				
Arson	0	0	0	0
Bribery	0	0	0	0
Burglary	0	0	0	0
Counterfeiting/Forgery	1	0	0	0
Destruction/Damage/Vandalism	1	0	0	0
Embezzlement	0	0	0	0
Extortion/Blackmail	0	0	0	0
Fraud - False Pretenses	2	0	0	0
Fraud - Credit Card/ATM	0	0	0	0
Fraud - Impersonation	0	0	0	0
Fraud - Welfare	0	0	0	0
Fraud - Wire	0	0	0	0
Motor Vehicle Theft	0	0	0	0
Robbery	0	0	0	0
Stolen Property Offenses	0	0	0	0
Theft - Pocket-picking	0	0	0	0
Theft - Purse Snatching	0	0	0	0
Theft - Shoplifting	5	5	6	0
Theft From Building	3	1	2	0
Theft From Coin Machine	0	0	0	0
Theft From Motor Vehicle	1	0	0	0
Theft of Motor Vehicle Parts	1	0	0	0
Theft - All Other Larceny	4	1	1	0
<b>Crimes Against Society</b>				
Drug/Narcotic Violations	5	5	5	0
Drug/Narcotic Equipment Violations	0	0	0	0
Gambling - Betting/Wagering	0	0	0	0
Gambling - Operating/Promoting	0	0	0	0
Gambling - Equipment Violations	0	0	0	0
Gambling - Sports Tampering	0	0	0	0
Pornography/Obscene Material	0	0	0	0
Prostitution	0	0	0	0
Prostitution Assisting/Promoting	0	0	0	0
Weapon Law Violations	0	0	0	0
<b>Total Group A Offenses</b>	<b>28</b>	<b>14</b>	<b>15</b>	<b>1</b>



**2005 Population Estimate**                      **441**

**Offense Overview**

Offense Total                                      0  
 Number Cleared                                0  
 Percent Cleared                                0.00 %

Group A Crimes per 100,000  
 population                                      0.0

**Arrest Overview**

Total Arrests                                    0  
 Adult Arrests                                    0  
 Juvenile Arrests                                0  
 Unknown Age                                    0

Arrests per 100,000 population            0.0

Average number offenses/incident        0.00

**Domestic Violence Victims**

Offense	Total	Arrests
Murder	0	0
Aggravated Assault	0	0
Simple Assault	0	0
Intimidation	0	0
Stalking	0	0
Forcible Rape	0	0
Forcible Sodomy	0	0
Sexual Assault W/Object	0	0
Forcible Fondling	0	0
Incest	0	0
Statutory Rape	0	0
Kidnaping/Abduction	0	0
<b>Total</b>	<b>0</b>	<b>0</b>

**TIBRS Group B Arrests**

Offense	Adult	Juvenile
Bad Checks	0	0
Curfew/Vagrancy	0	0
Disorderly Conduct	0	0
DUI	0	0
Drunkenness	0	0
Family-Non Violent	0	0
Liquor Law Violations	0	0
Peeping Tom	0	0
Runaway	0	0
Trespass	0	0
All Other Offenses	0	0
<b>Total Group B</b>	<b>0</b>	<b>0</b>

TIBRS Group A Offenses	Offenses		Arrests	
	Reported	Cleared	Adult	Juvenile
<b>Crimes Against Persons</b>				
Murder	0	0	0	0
Negligent Manslaughter	0	0	0	0
Kidnaping/Abduction	0	0	0	0
Forcible Rape	0	0	0	0
Forcible Sodomy	0	0	0	0
Sexual Assault W/Object	0	0	0	0
Forcible Fondling	0	0	0	0
Incest	0	0	0	0
Statutory Rape	0	0	0	0
Aggravated Assault	0	0	0	0
Simple Assault	0	0	0	0
Intimidation	0	0	0	0
Stalking	0	0	0	0
<b>Crimes Against Property</b>				
Arson	0	0	0	0
Bribery	0	0	0	0
Burglary	0	0	0	0
Counterfeiting/Forgery	0	0	0	0
Destruction/Damage/Vandalism	0	0	0	0
Embezzlement	0	0	0	0
Extortion/Blackmail	0	0	0	0
Fraud - False Pretenses	0	0	0	0
Fraud - Credit Card/ATM	0	0	0	0
Fraud - Impersonation	0	0	0	0
Fraud - Welfare	0	0	0	0
Fraud - Wire	0	0	0	0
Motor Vehicle Theft	0	0	0	0
Robbery	0	0	0	0
Stolen Property Offenses	0	0	0	0
Theft - Pocket-picking	0	0	0	0
Theft - Purse Snatching	0	0	0	0
Theft - Shoplifting	0	0	0	0
Theft From Building	0	0	0	0
Theft From Coin Machine	0	0	0	0
Theft From Motor Vehicle	0	0	0	0
Theft of Motor Vehicle Parts	0	0	0	0
Theft - All Other Larceny	0	0	0	0
<b>Crimes Against Society</b>				
Drug/Narcotic Violations	0	0	0	0
Drug/Narcotic Equipment Violations	0	0	0	0
Gambling - Betting/Wagering	0	0	0	0
Gambling - Operating/Promoting	0	0	0	0
Gambling - Equipment Violations	0	0	0	0
Gambling - Sports Tampering	0	0	0	0
Pornography/Obscene Material	0	0	0	0
Prostitution	0	0	0	0
Prostitution Assisting/Promoting	0	0	0	0
Weapon Law Violations	0	0	0	0
<b>Total Group A Offenses</b>	<b>0</b>	<b>0</b>	<b>0</b>	<b>0</b>



**2005 Population Estimate**                      **43,263**

**Offense Overview**

Offense Total                                      2,694  
 Number Cleared                                887  
 Percent Cleared                                32.93 %

Group A Crimes per 100,000  
 population                                      6,227.0

**Arrest Overview**

Total Arrests                                    2,237  
 Adult Arrests                                    1,994  
 Juvenile Arrests                                243  
 Unknown Age                                    0

Arrests per 100,000 population            5,170.7

Average number offenses/incident        1.16

**Domestic Violence Victims**

Offense	Total	Arrests
Murder	0	0
Aggravated Assault	35	25
Simple Assault	182	97
Intimidation	83	8
Stalking	0	0
Forcible Rape	0	0
Forcible Sodomy	1	0
Sexual Assault W/Object	0	0
Forcible Fondling	2	1
Incest	0	0
Statutory Rape	1	0
Kidnaping/Abduction	7	1
<b>Total</b>	<b>311</b>	<b>132</b>

**TIBRS Group B Arrests**

Offense	Adult	Juvenile
Bad Checks	1	0
Curfew/Vagrancy	1	11
Disorderly Conduct	7	10
DUI	93	0
Drunkenness	71	5
Family-Non Violent	2	0
Liquor Law Violations	18	8
Peeping Tom	0	0
Runaway	0	12
Trespass	12	6
All Other Offenses	1,147	10
<b>Total Group B</b>	<b>1,352</b>	<b>62</b>

TIBRS Group A Offenses	Offenses		Arrests	
	Reported	Cleared	Adult	Juvenile
<b>Crimes Against Persons</b>				
Murder	0	0	0	0
Negligent Manslaughter	0	0	0	0
Kidnaping/Abduction	16	12	1	0
Forcible Rape	5	1	0	0
Forcible Sodomy	2	0	0	0
Sexual Assault W/Object	1	0	0	0
Forcible Fondling	10	1	1	0
Incest	0	0	0	0
Statutory Rape	1	0	0	0
Aggravated Assault	85	65	42	8
Simple Assault	311	147	87	50
Intimidation	304	23	13	3
Stalking	1	0	0	0
<b>Crimes Against Property</b>				
Arson	1	0	0	0
Bribery	0	0	0	0
Burglary	215	23	17	12
Counterfeiting/Forgery	46	12	12	4
Destruction/Damage/Vandalism	336	33	18	11
Embezzlement	35	15	13	2
Extortion/Blackmail	1	1	1	0
Fraud - False Pretenses	48	16	15	0
Fraud - Credit Card/ATM	22	4	3	1
Fraud - Impersonation	56	23	16	1
Fraud - Welfare	0	0	0	0
Fraud - Wire	1	0	0	0
Motor Vehicle Theft	62	6	7	3
Robbery	32	8	8	3
Stolen Property Offenses	5	5	3	0
Theft - Pocket-picking	0	0	0	0
Theft - Purse Snatching	0	0	0	0
Theft - Shoplifting	180	141	143	15
Theft From Building	138	19	8	11
Theft From Coin Machine	3	0	0	0
Theft From Motor Vehicle	224	4	5	0
Theft of Motor Vehicle Parts	34	1	1	0
Theft - All Other Larceny	196	9	15	0
<b>Crimes Against Society</b>				
Drug/Narcotic Violations	203	199	174	48
Drug/Narcotic Equipment Violations	93	93	23	2
Gambling - Betting/Wagering	0	0	0	0
Gambling - Operating/Promoting	0	0	0	0
Gambling - Equipment Violations	0	0	0	0
Gambling - Sports Tampering	0	0	0	0
Pornography/Obscene Material	1	0	0	0
Prostitution	0	0	0	0
Prostitution Assisting/Promoting	0	0	0	0
Weapon Law Violations	26	26	16	7
<b>Total Group A Offenses</b>	<b>2,694</b>	<b>887</b>	<b>642</b>	<b>181</b>



**2005 Population Estimate** 1,333

**Offense Overview**

Offense Total 97  
 Number Cleared 34  
 Percent Cleared 35.05 %

Group A Crimes per 100,000 population 7,276.8

**Arrest Overview**

Total Arrests 69  
 Adult Arrests 65  
 Juvenile Arrests 4  
 Unknown Age 0

Arrests per 100,000 population 5,176.3

Average number offenses/incident 1.03

**Domestic Violence Victims**

Offense	Total	Arrests
Murder	0	0
Aggravated Assault	0	0
Simple Assault	10	10
Intimidation	0	0
Stalking	0	0
Forcible Rape	0	0
Forcible Sodomy	0	0
Sexual Assault W/Object	0	0
Forcible Fondling	0	0
Incest	0	0
Statutory Rape	0	0
Kidnaping/Abduction	0	0
<b>Total</b>	<b>10</b>	<b>10</b>

**TIBRS Group B Arrests**

Offense	Adult	Juvenile
Bad Checks	0	0
Curfew/Vagrancy	0	0
Disorderly Conduct	0	1
DUI	4	0
Drunkenness	9	0
Family-Non Violent	0	0
Liquor Law Violations	0	0
Peeping Tom	0	0
Runaway	0	1
Trespass	0	0
All Other Offenses	20	2
<b>Total Group B</b>	<b>33</b>	<b>4</b>

TIBRS Group A Offenses	Offenses		Arrests	
	Reported	Cleared	Adult	Juvenile
<b>Crimes Against Persons</b>				
Murder	0	0	0	0
Negligent Manslaughter	0	0	0	0
Kidnaping/Abduction	0	0	0	0
Forcible Rape	1	0	0	0
Forcible Sodomy	0	0	0	0
Sexual Assault W/Object	0	0	0	0
Forcible Fondling	0	0	0	0
Incest	0	0	0	0
Statutory Rape	0	0	0	0
Aggravated Assault	2	1	1	0
Simple Assault	13	12	12	0
Intimidation	1	1	0	0
Stalking	0	0	0	0
<b>Crimes Against Property</b>				
Arson	0	0	0	0
Bribery	0	0	0	0
Burglary	7	0	0	0
Counterfeiting/Forgery	0	0	0	0
Destruction/Damage/Vandalism	19	1	1	0
Embezzlement	0	0	0	0
Extortion/Blackmail	0	0	0	0
Fraud - False Pretenses	1	1	1	0
Fraud - Credit Card/ATM	0	0	0	0
Fraud - Impersonation	1	1	1	0
Fraud - Welfare	0	0	0	0
Fraud - Wire	0	0	0	0
Motor Vehicle Theft	7	1	1	0
Robbery	0	0	0	0
Stolen Property Offenses	0	0	0	0
Theft - Pocket-picking	0	0	0	0
Theft - Purse Snatching	2	0	0	0
Theft - Shoplifting	6	1	1	0
Theft From Building	2	1	1	0
Theft From Coin Machine	0	0	0	0
Theft From Motor Vehicle	6	0	0	0
Theft of Motor Vehicle Parts	2	0	0	0
Theft - All Other Larceny	13	3	3	0
<b>Crimes Against Society</b>				
Drug/Narcotic Violations	9	8	8	0
Drug/Narcotic Equipment Violations	3	3	2	0
Gambling - Betting/Wagering	0	0	0	0
Gambling - Operating/Promoting	0	0	0	0
Gambling - Equipment Violations	0	0	0	0
Gambling - Sports Tampering	0	0	0	0
Pornography/Obscene Material	0	0	0	0
Prostitution	0	0	0	0
Prostitution Assisting/Promoting	0	0	0	0
Weapon Law Violations	2	0	0	0
<b>Total Group A Offenses</b>	<b>97</b>	<b>34</b>	<b>32</b>	<b>0</b>





# Bean Station Police Department - 2006

**2005 Population Estimate**                      **2,773**

**Offense Overview**

Offense Total                                      466  
 Number Cleared                                233  
 Percent Cleared                                50.00 %

Group A Crimes per 100,000 population                      16,804.9

**Arrest Overview**

Total Arrests                                      301  
 Adult Arrests                                      292  
 Juvenile Arrests                                9  
 Unknown Age                                      0

Arrests per 100,000 population                      10,854.7

Average number offenses/incident                      1.18

**Domestic Violence Victims**

Offense	Total	Arrests
Murder	0	0
Aggravated Assault	12	9
Simple Assault	40	19
Intimidation	15	3
Stalking	0	0
Forcible Rape	0	0
Forcible Sodomy	0	0
Sexual Assault W/Object	0	0
Forcible Fondling	0	0
Incest	0	0
Statutory Rape	0	0
Kidnaping/Abduction	0	0
<b>Total</b>	<b>67</b>	<b>31</b>

**TIBRS Group B Arrests**

Offense	Adult	Juvenile
Bad Checks	0	0
Curfew/Vagrancy	0	0
Disorderly Conduct	8	0
DUI	44	0
Drunkenness	32	2
Family-Non Violent	0	0
Liquor Law Violations	1	0
Peeping Tom	0	0
Runaway	0	0
Trespass	2	2
All Other Offenses	24	0
<b>Total Group B</b>	<b>111</b>	<b>4</b>

TIBRS Group A Offenses	Offenses		Arrests	
	Reported	Cleared	Adult	Juvenile
<b>Crimes Against Persons</b>				
Murder	0	0	0	0
Negligent Manslaughter	0	0	0	0
Kidnaping/Abduction	0	0	0	0
Forcible Rape	0	0	0	0
Forcible Sodomy	0	0	0	0
Sexual Assault W/Object	0	0	0	0
Forcible Fondling	0	0	0	0
Incest	0	0	0	0
Statutory Rape	0	0	0	0
Aggravated Assault	22	15	14	0
Simple Assault	53	21	21	0
Intimidation	17	5	4	0
Stalking	0	0	0	0
<b>Crimes Against Property</b>				
Arson	1	0	0	0
Bribery	0	0	0	0
Burglary	52	8	6	4
Counterfeiting/Forgery	8	3	3	0
Destruction/Damage/Vandalism	27	5	1	0
Embezzlement	0	0	0	0
Extortion/Blackmail	0	0	0	0
Fraud - False Pretenses	10	4	2	0
Fraud - Credit Card/ATM	3	0	0	0
Fraud - Impersonation	9	5	3	0
Fraud - Welfare	0	0	0	0
Fraud - Wire	0	0	0	0
Motor Vehicle Theft	13	3	3	0
Robbery	1	1	1	0
Stolen Property Offenses	2	2	1	0
Theft - Pocket-picking	0	0	0	0
Theft - Purse Snatching	6	1	1	0
Theft - Shoplifting	13	12	9	0
Theft From Building	4	1	1	0
Theft From Coin Machine	3	2	3	0
Theft From Motor Vehicle	19	1	0	0
Theft of Motor Vehicle Parts	12	0	2	0
Theft - All Other Larceny	54	7	6	0
<b>Crimes Against Society</b>				
Drug/Narcotic Violations	84	84	86	1
Drug/Narcotic Equipment Violations	44	44	10	0
Gambling - Betting/Wagering	0	0	0	0
Gambling - Operating/Promoting	0	0	0	0
Gambling - Equipment Violations	0	0	0	0
Gambling - Sports Tampering	0	0	0	0
Pornography/Obscene Material	0	0	0	0
Prostitution	0	0	0	0
Prostitution Assisting/Promoting	0	0	0	0
Weapon Law Violations	9	9	4	0
<b>Total Group A Offenses</b>	<b>466</b>	<b>233</b>	<b>181</b>	<b>5</b>



**2005 Population Estimate**                      **3,100**

**Offense Overview**

Offense Total                                      53  
 Number Cleared                                27  
 Percent Cleared                                50.94 %

Group A Crimes per 100,000  
 population                                      1,709.7

**Arrest Overview**

Total Arrests                                    86  
 Adult Arrests                                    60  
 Juvenile Arrests                                26  
 Unknown Age                                    0

Arrests per 100,000 population            2,774.2

Average number offenses/incident        1.13

**Domestic Violence Victims**

Offense	Total	Arrests
Murder	0	0
Aggravated Assault	0	0
Simple Assault	0	0
Intimidation	0	0
Stalking	0	0
Forcible Rape	0	0
Forcible Sodomy	0	0
Sexual Assault W/Object	0	0
Forcible Fondling	0	0
Incest	0	0
Statutory Rape	0	0
Kidnaping/Abduction	0	0
<b>Total</b>	<b>0</b>	<b>0</b>

**TIBRS Group B Arrests**

Offense	Adult	Juvenile
Bad Checks	0	0
Curfew/Vagrancy	0	12
Disorderly Conduct	0	0
DUI	8	1
Drunkenness	0	0
Family-Non Violent	0	0
Liquor Law Violations	27	10
Peeping Tom	0	0
Runaway	0	0
Trespass	2	0
All Other Offenses	4	0
<b>Total Group B</b>	<b>41</b>	<b>23</b>

TIBRS Group A Offenses	Offenses		Arrests	
	Reported	Cleared	Adult	Juvenile
<b>Crimes Against Persons</b>				
Murder	0	0	0	0
Negligent Manslaughter	0	0	0	0
Kidnaping/Abduction	0	0	0	0
Forcible Rape	0	0	0	0
Forcible Sodomy	0	0	0	0
Sexual Assault W/Object	0	0	0	0
Forcible Fondling	0	0	0	0
Incest	0	0	0	0
Statutory Rape	0	0	0	0
Aggravated Assault	0	0	0	0
Simple Assault	1	0	0	0
Intimidation	0	0	0	0
Stalking	0	0	0	0
<b>Crimes Against Property</b>				
Arson	0	0	0	0
Bribery	0	0	0	0
Burglary	2	0	0	0
Counterfeiting/Forgery	0	0	0	0
Destruction/Damage/Vandalism	12	0	0	0
Embezzlement	0	0	0	0
Extortion/Blackmail	0	0	0	0
Fraud - False Pretenses	1	0	0	0
Fraud - Credit Card/ATM	0	0	0	0
Fraud - Impersonation	0	0	0	0
Fraud - Welfare	0	0	0	0
Fraud - Wire	0	0	0	0
Motor Vehicle Theft	0	0	0	0
Robbery	0	0	0	0
Stolen Property Offenses	0	0	0	0
Theft - Pocket-picking	0	0	0	0
Theft - Purse Snatching	0	0	0	0
Theft - Shoplifting	0	0	0	0
Theft From Building	7	1	1	0
Theft From Coin Machine	0	0	0	0
Theft From Motor Vehicle	3	1	1	0
Theft of Motor Vehicle Parts	0	0	0	0
Theft - All Other Larceny	2	0	0	0
<b>Crimes Against Society</b>				
Drug/Narcotic Violations	15	15	11	2
Drug/Narcotic Equipment Violations	8	8	4	1
Gambling - Betting/Wagering	0	0	0	0
Gambling - Operating/Promoting	0	0	0	0
Gambling - Equipment Violations	0	0	0	0
Gambling - Sports Tampering	0	0	0	0
Pornography/Obscene Material	0	0	0	0
Prostitution	0	0	0	0
Prostitution Assisting/Promoting	0	0	0	0
Weapon Law Violations	2	2	2	0
<b>Total Group A Offenses</b>	<b>53</b>	<b>27</b>	<b>19</b>	<b>3</b>



**2005 Population Estimate**                      **2,307**

**Offense Overview**

Offense Total                                      155  
 Number Cleared                                51  
 Percent Cleared                                32.90 %

Group A Crimes per 100,000  
 population                                      6,718.7

**Arrest Overview**

Total Arrests                                    83  
 Adult Arrests                                    75  
 Juvenile Arrests                                8  
 Unknown Age                                    0

Arrests per 100,000 population            3,597.7

Average number offenses/incident        1.09

**Domestic Violence Victims**

Offense	Total	Arrests
Murder	0	0
Aggravated Assault	1	1
Simple Assault	10	9
Intimidation	1	1
Stalking	1	1
Forcible Rape	0	0
Forcible Sodomy	0	0
Sexual Assault W/Object	0	0
Forcible Fondling	0	0
Incest	0	0
Statutory Rape	0	0
Kidnaping/Abduction	0	0
<b>Total</b>	<b>13</b>	<b>12</b>

**TIBRS Group B Arrests**

Offense	Adult	Juvenile
Bad Checks	0	0
Curfew/Vagrancy	0	0
Disorderly Conduct	0	1
DUI	8	0
Drunkenness	14	0
Family-Non Violent	1	0
Liquor Law Violations	3	0
Peeping Tom	0	0
Runaway	0	4
Trespass	1	0
All Other Offenses	8	0
<b>Total Group B</b>	<b>35</b>	<b>5</b>

TIBRS Group A Offenses	Offenses		Arrests	
	Reported	Cleared	Adult	Juvenile
<b>Crimes Against Persons</b>				
Murder	0	0	0	0
Negligent Manslaughter	0	0	0	0
Kidnaping/Abduction	1	1	1	0
Forcible Rape	0	0	0	0
Forcible Sodomy	0	0	0	0
Sexual Assault W/Object	0	0	0	0
Forcible Fondling	2	1	1	0
Incest	0	0	0	0
Statutory Rape	1	1	1	0
Aggravated Assault	4	3	3	0
Simple Assault	40	22	17	2
Intimidation	10	1	1	0
Stalking	2	1	1	0
<b>Crimes Against Property</b>				
Arson	2	0	0	0
Bribery	0	0	0	0
Burglary	18	3	3	0
Counterfeiting/Forgery	3	1	1	0
Destruction/Damage/Vandalism	19	2	3	0
Embezzlement	0	0	0	0
Extortion/Blackmail	0	0	0	0
Fraud - False Pretenses	2	0	0	0
Fraud - Credit Card/ATM	0	0	0	0
Fraud - Impersonation	1	0	0	0
Fraud - Welfare	0	0	0	0
Fraud - Wire	0	0	0	0
Motor Vehicle Theft	5	2	1	1
Robbery	0	0	0	0
Stolen Property Offenses	0	0	0	0
Theft - Pocket-picking	1	0	0	0
Theft - Purse Snatching	0	0	0	0
Theft - Shoplifting	1	0	0	0
Theft From Building	6	0	0	0
Theft From Coin Machine	2	0	0	0
Theft From Motor Vehicle	9	1	1	0
Theft of Motor Vehicle Parts	4	0	0	0
Theft - All Other Larceny	12	3	0	0
<b>Crimes Against Society</b>				
Drug/Narcotic Violations	4	4	3	0
Drug/Narcotic Equipment Violations	2	2	0	0
Gambling - Betting/Wagering	0	0	0	0
Gambling - Operating/Promoting	0	0	0	0
Gambling - Equipment Violations	0	0	0	0
Gambling - Sports Tampering	0	0	0	0
Pornography/Obscene Material	0	0	0	0
Prostitution	0	0	0	0
Prostitution Assisting/Promoting	1	0	0	0
Weapon Law Violations	3	3	3	0
<b>Total Group A Offenses</b>	<b>155</b>	<b>51</b>	<b>40</b>	<b>3</b>



# Benton Police Department - 2006

**2005 Population Estimate** 1,103

## Offense Overview

Offense Total 203  
 Number Cleared 152  
 Percent Cleared 74.88 %

Group A Crimes per 100,000 population 18,404.4

## Arrest Overview

Total Arrests 228  
 Adult Arrests 175  
 Juvenile Arrests 53  
 Unknown Age 0

Arrests per 100,000 population 20,670.9

Average number offenses/incident 1.28

## Domestic Violence Victims

Offense	Total	Arrests
Murder	0	0
Aggravated Assault	1	1
Simple Assault	9	7
Intimidation	0	0
Stalking	0	0
Forcible Rape	0	0
Forcible Sodomy	0	0
Sexual Assault W/Object	0	0
Forcible Fondling	0	0
Incest	0	0
Statutory Rape	0	0
Kidnaping/Abduction	0	0
<b>Total</b>	<b>10</b>	<b>8</b>

## TIBRS Group B Arrests

Offense	Adult	Juvenile
Bad Checks	0	0
Curfew/Vagrancy	0	0
Disorderly Conduct	2	7
DUI	18	0
Drunkenness	9	1
Family-Non Violent	0	0
Liquor Law Violations	50	0
Peeping Tom	0	0
Runaway	0	0
Trespass	0	0
All Other Offenses	1	22
<b>Total Group B</b>	<b>80</b>	<b>30</b>

TIBRS Group A Offenses	Offenses		Arrests	
	Reported	Cleared	Adult	Juvenile
<b>Crimes Against Persons</b>				
Murder	0	0	0	0
Negligent Manslaughter	0	0	0	0
Kidnaping/Abduction	0	0	0	0
Forcible Rape	0	0	0	0
Forcible Sodomy	0	0	0	0
Sexual Assault W/Object	0	0	0	0
Forcible Fondling	0	0	0	0
Incest	0	0	0	0
Statutory Rape	0	0	0	0
Aggravated Assault	2	1	1	0
Simple Assault	20	13	7	7
Intimidation	9	2	0	2
Stalking	1	1	1	0
<b>Crimes Against Property</b>				
Arson	0	0	0	0
Bribery	0	0	0	0
Burglary	9	1	0	2
Counterfeiting/Forgery	1	1	1	0
Destruction/Damage/Vandalism	15	7	2	4
Embezzlement	0	0	0	0
Extortion/Blackmail	0	0	0	0
Fraud - False Pretenses	0	0	0	0
Fraud - Credit Card/ATM	0	0	0	0
Fraud - Impersonation	1	1	1	0
Fraud - Welfare	0	0	0	0
Fraud - Wire	0	0	0	0
Motor Vehicle Theft	3	0	0	0
Robbery	0	0	0	0
Stolen Property Offenses	0	0	0	0
Theft - Pocket-picking	0	0	0	0
Theft - Purse Snatching	1	0	0	0
Theft - Shoplifting	2	2	1	1
Theft From Building	1	0	0	0
Theft From Coin Machine	0	0	0	0
Theft From Motor Vehicle	1	0	0	0
Theft of Motor Vehicle Parts	0	0	0	0
Theft - All Other Larceny	23	9	5	5
<b>Crimes Against Society</b>				
Drug/Narcotic Violations	63	63	65	2
Drug/Narcotic Equipment Violations	44	44	8	0
Gambling - Betting/Wagering	0	0	0	0
Gambling - Operating/Promoting	0	0	0	0
Gambling - Equipment Violations	0	0	0	0
Gambling - Sports Tampering	0	0	0	0
Pornography/Obscene Material	0	0	0	0
Prostitution	0	0	0	0
Prostitution Assisting/Promoting	0	0	0	0
Weapon Law Violations	7	7	3	0
<b>Total Group A Offenses</b>	<b>203</b>	<b>152</b>	<b>95</b>	<b>23</b>



# Berry Hill Police Department - 2006

2005 Population Estimate 684

## Offense Overview

Offense Total 207  
 Number Cleared 36  
 Percent Cleared 17.39 %  
 Group A Crimes per 100,000 population 30,263.2

## Arrest Overview

Total Arrests 56  
 Adult Arrests 53  
 Juvenile Arrests 3  
 Unknown Age 0  
 Arrests per 100,000 population 8,187.1  
 Average number offenses/incident 1.04

## Domestic Violence Victims

Offense	Total	Arrests
Murder	0	0
Aggravated Assault	3	0
Simple Assault	1	0
Intimidation	2	1
Stalking	0	0
Forcible Rape	0	0
Forcible Sodomy	0	0
Sexual Assault W/Object	0	0
Forcible Fondling	0	0
Incest	0	0
Statutory Rape	0	0
Kidnaping/Abduction	0	0
<b>Total</b>	<b>6</b>	<b>1</b>

## TIBRS Group B Arrests

Offense	Adult	Juvenile
Bad Checks	0	0
Curfew/Vagrancy	0	0
Disorderly Conduct	3	1
DUI	4	0
Drunkenness	5	0
Family-Non Violent	0	0
Liquor Law Violations	0	0
Peeping Tom	0	0
Runaway	0	0
Trespass	0	0
All Other Offenses	14	1
<b>Total Group B</b>	<b>26</b>	<b>2</b>

TIBRS Group A Offenses	Offenses		Arrests	
	Reported	Cleared	Adult	Juvenile
<b>Crimes Against Persons</b>				
Murder	0	0	0	0
Negligent Manslaughter	0	0	0	0
Kidnaping/Abduction	0	0	0	0
Forcible Rape	0	0	0	0
Forcible Sodomy	0	0	0	0
Sexual Assault W/Object	0	0	0	0
Forcible Fondling	0	0	0	0
Incest	0	0	0	0
Statutory Rape	0	0	0	0
Aggravated Assault	8	4	2	0
Simple Assault	4	2	1	0
Intimidation	10	5	3	0
Stalking	0	0	0	0
<b>Crimes Against Property</b>				
Arson	0	0	0	0
Bribery	0	0	0	0
Burglary	17	0	0	0
Counterfeiting/Forgery	2	0	0	0
Destruction/Damage/Vandalism	26	1	0	0
Embezzlement	7	2	2	0
Extortion/Blackmail	0	0	0	0
Fraud - False Pretenses	11	1	1	0
Fraud - Credit Card/ATM	2	0	0	0
Fraud - Impersonation	1	0	0	0
Fraud - Welfare	0	0	0	0
Fraud - Wire	0	0	0	0
Motor Vehicle Theft	10	1	0	0
Robbery	9	1	1	0
Stolen Property Offenses	1	0	0	0
Theft - Pocket-picking	0	0	0	0
Theft - Purse Snatching	1	0	0	0
Theft - Shoplifting	34	6	6	1
Theft From Building	5	1	1	0
Theft From Coin Machine	1	0	0	0
Theft From Motor Vehicle	12	1	0	0
Theft of Motor Vehicle Parts	7	0	0	0
Theft - All Other Larceny	23	2	4	0
<b>Crimes Against Society</b>				
Drug/Narcotic Violations	5	4	4	0
Drug/Narcotic Equipment Violations	10	4	1	0
Gambling - Betting/Wagering	0	0	0	0
Gambling - Operating/Promoting	0	0	0	0
Gambling - Equipment Violations	0	0	0	0
Gambling - Sports Tampering	0	0	0	0
Pornography/Obscene Material	0	0	0	0
Prostitution	0	0	0	0
Prostitution Assisting/Promoting	0	0	0	0
Weapon Law Violations	1	1	1	0
<b>Total Group A Offenses</b>	<b>207</b>	<b>36</b>	<b>27</b>	<b>1</b>



2005 Population Estimate 771

**Offense Overview**

Offense Total 0  
 Number Cleared 0  
 Percent Cleared 0.00 %

Group A Crimes per 100,000 population 0.0

**Arrest Overview**

Total Arrests 24  
 Adult Arrests 24  
 Juvenile Arrests 0  
 Unknown Age 0

Arrests per 100,000 population 3,112.8

Average number offenses/incident 0.00

**Domestic Violence Victims**

Offense	Total	Arrests
Murder	0	0
Aggravated Assault	0	0
Simple Assault	0	0
Intimidation	0	0
Stalking	0	0
Forcible Rape	0	0
Forcible Sodomy	0	0
Sexual Assault W/Object	0	0
Forcible Fondling	0	0
Incest	0	0
Statutory Rape	0	0
Kidnaping/Abduction	0	0
<b>Total</b>	<b>0</b>	<b>0</b>

**TIBRS Group B Arrests**

Offense	Adult	Juvenile
Bad Checks	0	0
Curfew/Vagrancy	0	0
Disorderly Conduct	0	0
DUI	9	0
Drunkenness	4	0
Family-Non Violent	0	0
Liquor Law Violations	0	0
Peeping Tom	0	0
Runaway	0	0
Trespass	0	0
All Other Offenses	11	0
<b>Total Group B</b>	<b>24</b>	<b>0</b>

TIBRS Group A Offenses	Offenses		Arrests	
	Reported	Cleared	Adult	Juvenile
<b>Crimes Against Persons</b>				
Murder	0	0	0	0
Negligent Manslaughter	0	0	0	0
Kidnaping/Abduction	0	0	0	0
Forcible Rape	0	0	0	0
Forcible Sodomy	0	0	0	0
Sexual Assault W/Object	0	0	0	0
Forcible Fondling	0	0	0	0
Incest	0	0	0	0
Statutory Rape	0	0	0	0
Aggravated Assault	0	0	0	0
Simple Assault	0	0	0	0
Intimidation	0	0	0	0
Stalking	0	0	0	0
<b>Crimes Against Property</b>				
Arson	0	0	0	0
Bribery	0	0	0	0
Burglary	0	0	0	0
Counterfeiting/Forgery	0	0	0	0
Destruction/Damage/Vandalism	0	0	0	0
Embezzlement	0	0	0	0
Extortion/Blackmail	0	0	0	0
Fraud - False Pretenses	0	0	0	0
Fraud - Credit Card/ATM	0	0	0	0
Fraud - Impersonation	0	0	0	0
Fraud - Welfare	0	0	0	0
Fraud - Wire	0	0	0	0
Motor Vehicle Theft	0	0	0	0
Robbery	0	0	0	0
Stolen Property Offenses	0	0	0	0
Theft - Pocket-picking	0	0	0	0
Theft - Purse Snatching	0	0	0	0
Theft - Shoplifting	0	0	0	0
Theft From Building	0	0	0	0
Theft From Coin Machine	0	0	0	0
Theft From Motor Vehicle	0	0	0	0
Theft of Motor Vehicle Parts	0	0	0	0
Theft - All Other Larceny	0	0	0	0
<b>Crimes Against Society</b>				
Drug/Narcotic Violations	0	0	0	0
Drug/Narcotic Equipment Violations	0	0	0	0
Gambling - Betting/Wagering	0	0	0	0
Gambling - Operating/Promoting	0	0	0	0
Gambling - Equipment Violations	0	0	0	0
Gambling - Sports Tampering	0	0	0	0
Pornography/Obscene Material	0	0	0	0
Prostitution	0	0	0	0
Prostitution Assisting/Promoting	0	0	0	0
Weapon Law Violations	0	0	0	0
<b>Total Group A Offenses</b>	<b>0</b>	<b>0</b>	<b>0</b>	<b>0</b>



**2005 Population Estimate 518**

**Offense Overview**

Offense Total 39  
 Number Cleared 34  
 Percent Cleared 87.18 %

Group A Crimes per 100,000 population 7,529.0

**Arrest Overview**

Total Arrests 56  
 Adult Arrests 43  
 Juvenile Arrests 13  
 Unknown Age 0

Arrests per 100,000 population 10,810.8

Average number offenses/incident 1.30

**Domestic Violence Victims**

Offense	Total	Arrests
Murder	0	0
Aggravated Assault	1	1
Simple Assault	2	2
Intimidation	0	0
Stalking	0	0
Forcible Rape	1	0
Forcible Sodomy	0	0
Sexual Assault W/Object	0	0
Forcible Fondling	0	0
Incest	0	0
Statutory Rape	0	0
Kidnaping/Abduction	0	0
<b>Total</b>	<b>4</b>	<b>3</b>

**TIBRS Group B Arrests**

Offense	Adult	Juvenile
Bad Checks	0	0
Curfew/Vagrancy	0	0
Disorderly Conduct	0	1
DUI	4	0
Drunkenness	2	0
Family-Non Violent	0	0
Liquor Law Violations	8	2
Peeping Tom	0	0
Runaway	0	0
Trespass	1	3
All Other Offenses	3	4
<b>Total Group B</b>	<b>18</b>	<b>10</b>

TIBRS Group A Offenses	Offenses		Arrests	
	Reported	Cleared	Adult	Juvenile
<b>Crimes Against Persons</b>				
Murder	0	0	0	0
Negligent Manslaughter	0	0	0	0
Kidnaping/Abduction	0	0	0	0
Forcible Rape	1	1	0	0
Forcible Sodomy	0	0	0	0
Sexual Assault W/Object	0	0	0	0
Forcible Fondling	0	0	0	0
Incest	0	0	0	0
Statutory Rape	0	0	0	0
Aggravated Assault	3	3	2	0
Simple Assault	3	3	3	0
Intimidation	0	0	0	0
Stalking	0	0	0	0
<b>Crimes Against Property</b>				
Arson	0	0	0	0
Bribery	0	0	0	0
Burglary	1	1	1	0
Counterfeiting/Forgery	3	2	2	0
Destruction/Damage/Vandalism	4	2	2	0
Embezzlement	0	0	0	0
Extortion/Blackmail	0	0	0	0
Fraud - False Pretenses	4	3	0	1
Fraud - Credit Card/ATM	0	0	0	0
Fraud - Impersonation	0	0	0	0
Fraud - Welfare	0	0	0	0
Fraud - Wire	0	0	0	0
Motor Vehicle Theft	1	1	1	0
Robbery	0	0	0	0
Stolen Property Offenses	0	0	0	0
Theft - Pocket-picking	0	0	0	0
Theft - Purse Snatching	0	0	0	0
Theft - Shoplifting	0	0	0	0
Theft From Building	3	3	3	0
Theft From Coin Machine	0	0	0	0
Theft From Motor Vehicle	0	0	0	0
Theft of Motor Vehicle Parts	0	0	0	0
Theft - All Other Larceny	2	1	1	0
<b>Crimes Against Society</b>				
Drug/Narcotic Violations	10	10	8	2
Drug/Narcotic Equipment Violations	3	3	1	0
Gambling - Betting/Wagering	0	0	0	0
Gambling - Operating/Promoting	0	0	0	0
Gambling - Equipment Violations	0	0	0	0
Gambling - Sports Tampering	0	0	0	0
Pornography/Obscene Material	0	0	0	0
Prostitution	0	0	0	0
Prostitution Assisting/Promoting	0	0	0	0
Weapon Law Violations	1	1	1	0
<b>Total Group A Offenses</b>	<b>39</b>	<b>34</b>	<b>25</b>	<b>3</b>



**2005 Population Estimate**                      **1,717**

**Offense Overview**

Offense Total                                      64  
 Number Cleared                                27  
 Percent Cleared                                42.19 %

Group A Crimes per 100,000  
 population                                      3,727.4

**Arrest Overview**

Total Arrests                                    36  
 Adult Arrests                                    35  
 Juvenile Arrests                                1  
 Unknown Age                                    0

Arrests per 100,000 population            2,096.7

Average number offenses/incident        1.10

**Domestic Violence Victims**

Offense	Total	Arrests
Murder	0	0
Aggravated Assault	1	1
Simple Assault	10	7
Intimidation	1	0
Stalking	0	0
Forcible Rape	0	0
Forcible Sodomy	0	0
Sexual Assault W/Object	0	0
Forcible Fondling	0	0
Incest	0	0
Statutory Rape	0	0
Kidnaping/Abduction	0	0
<b>Total</b>	<b>12</b>	<b>8</b>

**TIBRS Group B Arrests**

Offense	Adult	Juvenile
Bad Checks	1	0
Curfew/Vagrancy	0	0
Disorderly Conduct	1	0
DUI	1	0
Drunkenness	5	0
Family-Non Violent	0	0
Liquor Law Violations	0	0
Peeping Tom	0	0
Runaway	0	0
Trespass	1	0
All Other Offenses	1	0
<b>Total Group B</b>	<b>10</b>	<b>0</b>

TIBRS Group A Offenses	Offenses		Arrests	
	Reported	Cleared	Adult	Juvenile
<b>Crimes Against Persons</b>				
Murder	0	0	0	0
Negligent Manslaughter	0	0	0	0
Kidnaping/Abduction	0	0	0	0
Forcible Rape	0	0	0	0
Forcible Sodomy	0	0	0	0
Sexual Assault W/Object	0	0	0	0
Forcible Fondling	0	0	0	0
Incest	0	0	0	0
Statutory Rape	0	0	0	0
Aggravated Assault	4	4	4	0
Simple Assault	13	7	7	0
Intimidation	4	0	0	0
Stalking	0	0	0	0
<b>Crimes Against Property</b>				
Arson	0	0	0	0
Bribery	0	0	0	0
Burglary	5	2	0	0
Counterfeiting/Forgery	1	0	0	0
Destruction/Damage/Vandalism	6	0	0	0
Embezzlement	0	0	0	0
Extortion/Blackmail	0	0	0	0
Fraud - False Pretenses	1	1	2	0
Fraud - Credit Card/ATM	0	0	0	0
Fraud - Impersonation	0	0	0	0
Fraud - Welfare	0	0	0	0
Fraud - Wire	0	0	0	0
Motor Vehicle Theft	2	0	0	0
Robbery	0	0	0	0
Stolen Property Offenses	0	0	0	0
Theft - Pocket-picking	0	0	0	0
Theft - Purse Snatching	0	0	0	0
Theft - Shoplifting	2	2	2	0
Theft From Building	5	0	0	0
Theft From Coin Machine	0	0	0	0
Theft From Motor Vehicle	3	0	0	0
Theft of Motor Vehicle Parts	3	1	1	0
Theft - All Other Larceny	6	1	2	0
<b>Crimes Against Society</b>				
Drug/Narcotic Violations	6	6	6	1
Drug/Narcotic Equipment Violations	2	2	1	0
Gambling - Betting/Wagering	0	0	0	0
Gambling - Operating/Promoting	0	0	0	0
Gambling - Equipment Violations	0	0	0	0
Gambling - Sports Tampering	0	0	0	0
Pornography/Obscene Material	0	0	0	0
Prostitution	0	0	0	0
Prostitution Assisting/Promoting	0	0	0	0
Weapon Law Violations	1	1	0	0
<b>Total Group A Offenses</b>	<b>64</b>	<b>27</b>	<b>25</b>	<b>1</b>





# Bluff City Police Department - 2006

**2005 Population Estimate** 1,602

## Offense Overview

Offense Total 220  
 Number Cleared 138  
 Percent Cleared 62.73 %  
 Group A Crimes per 100,000 population 13,732.8

## Arrest Overview

Total Arrests 154  
 Adult Arrests 141  
 Juvenile Arrests 13  
 Unknown Age 0  
 Arrests per 100,000 population 9,613.0  
 Average number offenses/incident 1.20

## Domestic Violence Victims

Offense	Total	Arrests
Murder	0	0
Aggravated Assault	2	2
Simple Assault	15	12
Intimidation	0	0
Stalking	0	0
Forcible Rape	0	0
Forcible Sodomy	0	0
Sexual Assault W/Object	0	0
Forcible Fondling	0	0
Incest	1	0
Statutory Rape	0	0
Kidnaping/Abduction	0	0
<b>Total</b>	<b>18</b>	<b>14</b>

## TIBRS Group B Arrests

Offense	Adult	Juvenile
Bad Checks	2	0
Curfew/Vagrancy	0	0
Disorderly Conduct	4	0
DUI	20	0
Drunkenness	12	0
Family-Non Violent	0	0
Liquor Law Violations	3	0
Peeping Tom	0	0
Runaway	0	0
Trespass	0	0
All Other Offenses	15	0
<b>Total Group B</b>	<b>56</b>	<b>0</b>

TIBRS Group A Offenses	Offenses		Arrests	
	Reported	Cleared	Adult	Juvenile
<b>Crimes Against Persons</b>				
Murder	0	0	0	0
Negligent Manslaughter	0	0	0	0
Kidnaping/Abduction	0	0	0	0
Forcible Rape	0	0	0	0
Forcible Sodomy	0	0	0	0
Sexual Assault W/Object	0	0	0	0
Forcible Fondling	0	0	0	0
Incest	1	1	0	0
Statutory Rape	0	0	0	0
Aggravated Assault	11	10	6	0
Simple Assault	39	23	14	4
Intimidation	6	5	2	2
Stalking	0	0	0	0
<b>Crimes Against Property</b>				
Arson	0	0	0	0
Bribery	0	0	0	0
Burglary	12	3	2	0
Counterfeiting/Forgery	6	2	2	0
Destruction/Damage/Vandalism	24	9	1	1
Embezzlement	0	0	0	0
Extortion/Blackmail	0	0	0	0
Fraud - False Pretenses	3	1	0	0
Fraud - Credit Card/ATM	2	0	0	0
Fraud - Impersonation	5	4	1	0
Fraud - Welfare	0	0	0	0
Fraud - Wire	0	0	0	0
Motor Vehicle Theft	4	3	3	0
Robbery	1	1	1	0
Stolen Property Offenses	0	0	0	0
Theft - Pocket-picking	0	0	0	0
Theft - Purse Snatching	0	0	0	0
Theft - Shoplifting	14	12	9	3
Theft From Building	10	4	1	0
Theft From Coin Machine	0	0	0	0
Theft From Motor Vehicle	8	0	0	0
Theft of Motor Vehicle Parts	3	0	0	0
Theft - All Other Larceny	14	4	3	0
<b>Crimes Against Society</b>				
Drug/Narcotic Violations	32	32	31	3
Drug/Narcotic Equipment Violations	19	19	6	0
Gambling - Betting/Wagering	0	0	0	0
Gambling - Operating/Promoting	0	0	0	0
Gambling - Equipment Violations	0	0	0	0
Gambling - Sports Tampering	0	0	0	0
Pornography/Obscene Material	0	0	0	0
Prostitution	0	0	0	0
Prostitution Assisting/Promoting	0	0	0	0
Weapon Law Violations	6	5	3	0
<b>Total Group A Offenses</b>	<b>220</b>	<b>138</b>	<b>85</b>	<b>13</b>



# Bolivar Police Department - 2006

**2005 Population Estimate** 5,652

## Offense Overview

Offense Total 914  
Number Cleared 379  
Percent Cleared 41.47 %

Group A Crimes per 100,000 population 16,171.3

## Arrest Overview

Total Arrests 532  
Adult Arrests 409  
Juvenile Arrests 123  
Unknown Age 0

Arrests per 100,000 population 9,412.6

Average number offenses/incident 1.21

## Domestic Violence Victims

Offense	Total	Arrests
Murder	0	0
Aggravated Assault	12	11
Simple Assault	72	59
Intimidation	2	0
Stalking	0	0
Forcible Rape	0	0
Forcible Sodomy	0	0
Sexual Assault W/Object	0	0
Forcible Fondling	0	0
Incest	0	0
Statutory Rape	0	0
Kidnaping/Abduction	0	0
<b>Total</b>	<b>86</b>	<b>70</b>

## TIBRS Group B Arrests

Offense	Adult	Juvenile
Bad Checks	1	0
Curfew/Vagrancy	0	3
Disorderly Conduct	15	15
DUI	13	0
Drunkenness	8	0
Family-Non Violent	0	0
Liquor Law Violations	2	2
Peeping Tom	0	0
Runaway	0	0
Trespass	10	6
All Other Offenses	93	5
<b>Total Group B</b>	<b>142</b>	<b>31</b>

TIBRS Group A Offenses	Offenses		Arrests	
	Reported	Cleared	Adult	Juvenile
<b>Crimes Against Persons</b>				
Murder	1	0	0	0
Negligent Manslaughter	0	0	0	0
Kidnaping/Abduction	1	0	0	0
Forcible Rape	2	0	0	0
Forcible Sodomy	0	0	0	0
Sexual Assault W/Object	0	0	0	0
Forcible Fondling	2	1	0	1
Incest	0	0	0	0
Statutory Rape	1	0	0	0
Aggravated Assault	39	31	21	8
Simple Assault	154	119	81	36
Intimidation	19	8	8	2
Stalking	0	0	0	0
<b>Crimes Against Property</b>				
Arson	3	1	1	0
Bribery	0	0	0	0
Burglary	90	19	18	3
Counterfeiting/Forgery	72	10	9	1
Destruction/Damage/Vandalism	104	35	19	11
Embezzlement	9	6	5	1
Extortion/Blackmail	0	0	0	0
Fraud - False Pretenses	51	9	0	0
Fraud - Credit Card/ATM	4	3	2	0
Fraud - Impersonation	2	1	1	0
Fraud - Welfare	0	0	0	0
Fraud - Wire	3	0	0	0
Motor Vehicle Theft	25	10	6	4
Robbery	11	4	4	0
Stolen Property Offenses	4	2	1	0
Theft - Pocket-picking	0	0	0	0
Theft - Purse Snatching	1	1	0	0
Theft - Shoplifting	52	29	21	10
Theft From Building	14	1	1	0
Theft From Coin Machine	2	0	0	0
Theft From Motor Vehicle	34	3	2	0
Theft of Motor Vehicle Parts	41	3	5	0
Theft - All Other Larceny	81	10	8	3
<b>Crimes Against Society</b>				
Drug/Narcotic Violations	52	40	36	12
Drug/Narcotic Equipment Violations	21	19	15	0
Gambling - Betting/Wagering	0	0	0	0
Gambling - Operating/Promoting	0	0	0	0
Gambling - Equipment Violations	0	0	0	0
Gambling - Sports Tampering	0	0	0	0
Pornography/Obscene Material	0	0	0	0
Prostitution	0	0	0	0
Prostitution Assisting/Promoting	0	0	0	0
Weapon Law Violations	19	14	3	0
<b>Total Group A Offenses</b>	<b>914</b>	<b>379</b>	<b>267</b>	<b>92</b>



2005 Population Estimate 1,073

**Offense Overview**

Offense Total 28  
Number Cleared 2  
Percent Cleared 7.14 %

Group A Crimes per 100,000 population 2,609.5

**Arrest Overview**

Total Arrests 4  
Adult Arrests 3  
Juvenile Arrests 1  
Unknown Age 0

Arrests per 100,000 population 372.8

Average number offenses/incident 1.08

**Domestic Violence Victims**

Offense	Total	Arrests
Murder	0	0
Aggravated Assault	0	0
Simple Assault	2	0
Intimidation	0	0
Stalking	0	0
Forcible Rape	0	0
Forcible Sodomy	0	0
Sexual Assault W/Object	0	0
Forcible Fondling	0	0
Incest	0	0
Statutory Rape	1	1
Kidnaping/Abduction	0	0
<b>Total</b>	<b>3</b>	<b>1</b>

**TIBRS Group B Arrests**

Offense	Adult	Juvenile
Bad Checks	0	0
Curfew/Vagrancy	0	0
Disorderly Conduct	0	0
DUI	1	0
Drunkenness	0	0
Family-Non Violent	0	0
Liquor Law Violations	1	0
Peeping Tom	0	0
Runaway	0	0
Trespass	1	0
All Other Offenses	0	0
<b>Total Group B</b>	<b>3</b>	<b>0</b>

TIBRS Group A Offenses	Offenses		Arrests	
	Reported	Cleared	Adult	Juvenile
<b>Crimes Against Persons</b>				
Murder	0	0	0	0
Negligent Manslaughter	0	0	0	0
Kidnaping/Abduction	0	0	0	0
Forcible Rape	0	0	0	0
Forcible Sodomy	0	0	0	0
Sexual Assault W/Object	0	0	0	0
Forcible Fondling	0	0	0	0
Incest	0	0	0	0
Statutory Rape	1	1	0	0
Aggravated Assault	0	0	0	0
Simple Assault	6	0	0	0
Intimidation	3	0	0	0
Stalking	0	0	0	0
<b>Crimes Against Property</b>				
Arson	0	0	0	0
Bribery	0	0	0	0
Burglary	7	1	0	1
Counterfeiting/Forgery	1	0	0	0
Destruction/Damage/Vandalism	3	0	0	0
Embezzlement	0	0	0	0
Extortion/Blackmail	0	0	0	0
Fraud - False Pretenses	0	0	0	0
Fraud - Credit Card/ATM	1	0	0	0
Fraud - Impersonation	0	0	0	0
Fraud - Welfare	0	0	0	0
Fraud - Wire	0	0	0	0
Motor Vehicle Theft	3	0	0	0
Robbery	0	0	0	0
Stolen Property Offenses	0	0	0	0
Theft - Pocket-picking	0	0	0	0
Theft - Purse Snatching	0	0	0	0
Theft - Shoplifting	0	0	0	0
Theft From Building	2	0	0	0
Theft From Coin Machine	0	0	0	0
Theft From Motor Vehicle	0	0	0	0
Theft of Motor Vehicle Parts	1	0	0	0
Theft - All Other Larceny	0	0	0	0
<b>Crimes Against Society</b>				
Drug/Narcotic Violations	0	0	0	0
Drug/Narcotic Equipment Violations	0	0	0	0
Gambling - Betting/Wagering	0	0	0	0
Gambling - Operating/Promoting	0	0	0	0
Gambling - Equipment Violations	0	0	0	0
Gambling - Sports Tampering	0	0	0	0
Pornography/Obscene Material	0	0	0	0
Prostitution	0	0	0	0
Prostitution Assisting/Promoting	0	0	0	0
Weapon Law Violations	0	0	0	0
<b>Total Group A Offenses</b>	<b>28</b>	<b>2</b>	<b>0</b>	<b>1</b>



**2005 Population Estimate**                      **32,426**

**Offense Overview**

Offense Total                                      1,084  
 Number Cleared                                341  
 Percent Cleared                                31.46 %

Group A Crimes per 100,000  
 population                                      3,343.0

**Arrest Overview**

Total Arrests                                    460  
 Adult Arrests                                    378  
 Juvenile Arrests                                82  
 Unknown Age                                    0

Arrests per 100,000 population            1,418.6

Average number offenses/incident        1.14

**Domestic Violence Victims**

Offense	Total	Arrests
Murder	0	0
Aggravated Assault	4	3
Simple Assault	36	18
Intimidation	11	1
Stalking	0	0
Forcible Rape	2	0
Forcible Sodomy	0	0
Sexual Assault W/Object	0	0
Forcible Fondling	0	0
Incest	0	0
Statutory Rape	0	0
Kidnaping/Abduction	0	0
<b>Total</b>	<b>53</b>	<b>22</b>

**TIBRS Group B Arrests**

Offense	Adult	Juvenile
Bad Checks	2	0
Curfew/Vagrancy	0	4
Disorderly Conduct	3	1
DUI	83	3
Drunkenness	26	2
Family-Non Violent	0	0
Liquor Law Violations	28	9
Peeping Tom	0	0
Runaway	0	6
Trespass	7	0
All Other Offenses	16	8
<b>Total Group B</b>	<b>165</b>	<b>33</b>

TIBRS Group A Offenses	Offenses		Arrests	
	Reported	Cleared	Adult	Juvenile
<b>Crimes Against Persons</b>				
Murder	0	0	0	0
Negligent Manslaughter	0	0	0	0
Kidnaping/Abduction	1	0	0	0
Forcible Rape	3	1	0	0
Forcible Sodomy	0	0	0	0
Sexual Assault W/Object	0	0	0	0
Forcible Fondling	2	0	0	0
Incest	0	0	0	0
Statutory Rape	0	0	0	0
Aggravated Assault	20	14	10	1
Simple Assault	67	41	24	5
Intimidation	26	9	3	0
Stalking	1	0	0	0
<b>Crimes Against Property</b>				
Arson	1	0	0	0
Bribery	0	0	0	0
Burglary	89	15	9	4
Counterfeiting/Forgery	21	8	5	0
Destruction/Damage/Vandalism	129	16	0	5
Embezzlement	10	7	1	0
Extortion/Blackmail	0	0	0	0
Fraud - False Pretenses	32	8	5	0
Fraud - Credit Card/ATM	13	1	1	0
Fraud - Impersonation	27	11	3	5
Fraud - Welfare	0	0	0	0
Fraud - Wire	2	0	0	0
Motor Vehicle Theft	13	1	1	0
Robbery	5	1	2	0
Stolen Property Offenses	13	5	4	0
Theft - Pocket-picking	0	0	0	0
Theft - Purse Snatching	0	0	0	0
Theft - Shoplifting	48	33	30	10
Theft From Building	126	17	8	5
Theft From Coin Machine	1	1	1	0
Theft From Motor Vehicle	197	9	5	0
Theft of Motor Vehicle Parts	20	0	0	0
Theft - All Other Larceny	73	7	8	0
<b>Crimes Against Society</b>				
Drug/Narcotic Violations	77	72	65	11
Drug/Narcotic Equipment Violations	60	58	23	3
Gambling - Betting/Wagering	0	0	0	0
Gambling - Operating/Promoting	0	0	0	0
Gambling - Equipment Violations	0	0	0	0
Gambling - Sports Tampering	0	0	0	0
Pornography/Obscene Material	1	0	0	0
Prostitution	0	0	0	0
Prostitution Assisting/Promoting	1	1	2	0
Weapon Law Violations	5	5	3	0
<b>Total Group A Offenses</b>	<b>1,084</b>	<b>341</b>	<b>213</b>	<b>49</b>



**2005 Population Estimate**                      **2,441**

**Offense Overview**

Offense Total                                      181  
 Number Cleared                                49  
 Percent Cleared                                27.07 %

Group A Crimes per 100,000  
 population                                      7,415.0

**Arrest Overview**

Total Arrests                                    73  
 Adult Arrests                                    40  
 Juvenile Arrests                                33  
 Unknown Age                                    0

Arrests per 100,000 population            2,990.6

Average number offenses/incident        1.09

**Domestic Violence Victims**

Offense	Total	Arrests
Murder	0	0
Aggravated Assault	8	4
Simple Assault	10	4
Intimidation	6	0
Stalking	0	0
Forcible Rape	1	0
Forcible Sodomy	0	0
Sexual Assault W/Object	0	0
Forcible Fondling	0	0
Incest	0	0
Statutory Rape	0	0
Kidnaping/Abduction	0	0
<b>Total</b>	<b>25</b>	<b>8</b>

**TIBRS Group B Arrests**

Offense	Adult	Juvenile
Bad Checks	0	0
Curfew/Vagrancy	0	0
Disorderly Conduct	0	0
DUI	5	0
Drunkenness	0	1
Family-Non Violent	0	0
Liquor Law Violations	2	0
Peeping Tom	0	0
Runaway	0	0
Trespass	0	0
All Other Offenses	0	0
<b>Total Group B</b>	<b>7</b>	<b>1</b>

TIBRS Group A Offenses	Offenses		Arrests	
	Reported	Cleared	Adult	Juvenile
<b>Crimes Against Persons</b>				
Murder	0	0	0	0
Negligent Manslaughter	0	0	0	0
Kidnaping/Abduction	1	1	0	0
Forcible Rape	1	0	0	0
Forcible Sodomy	0	0	0	0
Sexual Assault W/Object	0	0	0	0
Forcible Fondling	0	0	0	0
Incest	0	0	0	0
Statutory Rape	0	0	0	0
Aggravated Assault	9	5	3	1
Simple Assault	21	10	5	11
Intimidation	19	0	0	0
Stalking	2	0	0	0
<b>Crimes Against Property</b>				
Arson	0	0	0	0
Bribery	0	0	0	0
Burglary	21	4	5	2
Counterfeiting/Forgery	3	0	0	0
Destruction/Damage/Vandalism	29	2	0	0
Embezzlement	0	0	0	0
Extortion/Blackmail	0	0	0	0
Fraud - False Pretenses	1	0	0	0
Fraud - Credit Card/ATM	6	2	2	0
Fraud - Impersonation	1	0	0	0
Fraud - Welfare	0	0	0	0
Fraud - Wire	1	0	0	0
Motor Vehicle Theft	2	0	1	0
Robbery	1	1	0	0
Stolen Property Offenses	2	0	0	0
Theft - Pocket-picking	0	0	0	0
Theft - Purse Snatching	0	0	0	0
Theft - Shoplifting	0	0	0	0
Theft From Building	7	2	2	0
Theft From Coin Machine	0	0	0	0
Theft From Motor Vehicle	20	0	0	0
Theft of Motor Vehicle Parts	3	0	0	0
Theft - All Other Larceny	9	1	1	0
<b>Crimes Against Society</b>				
Drug/Narcotic Violations	16	16	13	16
Drug/Narcotic Equipment Violations	3	3	1	0
Gambling - Betting/Wagering	0	0	0	0
Gambling - Operating/Promoting	0	0	0	0
Gambling - Equipment Violations	0	0	0	0
Gambling - Sports Tampering	0	0	0	0
Pornography/Obscene Material	0	0	0	0
Prostitution	0	0	0	0
Prostitution Assisting/Promoting	0	0	0	0
Weapon Law Violations	3	2	0	2
<b>Total Group A Offenses</b>	<b>181</b>	<b>49</b>	<b>33</b>	<b>32</b>



**2005 Population Estimate**                      **24,994**

**Offense Overview**

Offense Total                                      4,871  
 Number Cleared                                1,994  
 Percent Cleared                                40.94 %

Group A Crimes per 100,000  
 population                                      19,488.7

**Arrest Overview**

Total Arrests                                    1,881  
 Adult Arrests                                    1,648  
 Juvenile Arrests                                233  
 Unknown Age                                    0

Arrests per 100,000 population            7,525.8

Average number offenses/incident        1.23

**Domestic Violence Victims**

Offense	Total	Arrests
Murder	0	0
Aggravated Assault	22	13
Simple Assault	386	198
Intimidation	39	4
Stalking	4	1
Forcible Rape	4	1
Forcible Sodomy	0	0
Sexual Assault W/Object	1	1
Forcible Fondling	2	1
Incest	0	0
Statutory Rape	2	0
Kidnaping/Abduction	3	3
<b>Total</b>	<b>463</b>	<b>222</b>

**TIBRS Group B Arrests**

Offense	Adult	Juvenile
Bad Checks	3	0
Curfew/Vagrancy	0	25
Disorderly Conduct	35	8
DUI	183	1
Drunkenness	262	2
Family-Non Violent	1	0
Liquor Law Violations	39	17
Peeping Tom	0	0
Runaway	0	29
Trespass	5	4
All Other Offenses	86	17
<b>Total Group B</b>	<b>614</b>	<b>103</b>

TIBRS Group A Offenses	Offenses		Arrests	
	Reported	Cleared	Adult	Juvenile
<b>Crimes Against Persons</b>				
Murder	0	0	2	0
Negligent Manslaughter	0	0	0	0
Kidnaping/Abduction	4	3	3	0
Forcible Rape	10	4	2	0
Forcible Sodomy	0	0	0	0
Sexual Assault W/Object	1	1	0	1
Forcible Fondling	3	2	0	1
Incest	0	0	0	0
Statutory Rape	4	0	0	0
Aggravated Assault	134	95	35	8
Simple Assault	774	429	207	35
Intimidation	181	63	23	2
Stalking	11	8	1	0
<b>Crimes Against Property</b>				
Arson	8	1	0	0
Bribery	1	1	1	0
Burglary	233	41	38	11
Counterfeiting/Forgery	405	197	121	0
Destruction/Damage/Vandalism	551	115	35	26
Embezzlement	146	49	40	1
Extortion/Blackmail	1	0	0	0
Fraud - False Pretenses	465	220	49	0
Fraud - Credit Card/ATM	238	46	13	0
Fraud - Impersonation	71	49	25	1
Fraud - Welfare	0	0	0	0
Fraud - Wire	0	0	0	0
Motor Vehicle Theft	111	42	12	12
Robbery	17	7	7	1
Stolen Property Offenses	16	14	13	0
Theft - Pocket-picking	4	0	0	0
Theft - Purse Snatching	1	1	2	1
Theft - Shoplifting	116	75	34	4
Theft From Building	277	68	30	3
Theft From Coin Machine	15	1	0	0
Theft From Motor Vehicle	182	19	7	1
Theft of Motor Vehicle Parts	153	39	69	0
Theft - All Other Larceny	365	48	56	3
<b>Crimes Against Society</b>				
Drug/Narcotic Violations	196	182	152	9
Drug/Narcotic Equipment Violations	135	132	40	3
Gambling - Betting/Wagering	0	0	0	0
Gambling - Operating/Promoting	0	0	0	0
Gambling - Equipment Violations	0	0	0	0
Gambling - Sports Tampering	0	0	0	0
Pornography/Obscene Material	0	0	0	0
Prostitution	5	5	4	0
Prostitution Assisting/Promoting	0	0	0	0
Weapon Law Violations	37	37	13	7
<b>Total Group A Offenses</b>	<b>4,871</b>	<b>1,994</b>	<b>1,034</b>	<b>130</b>



# Brownsville Police Department - 2006

**2005 Population Estimate** 10,720

## Offense Overview

Offense Total 1,969  
Number Cleared 555  
Percent Cleared 28.19 %

Group A Crimes per 100,000 population 18,367.5

## Arrest Overview

Total Arrests 656  
Adult Arrests 489  
Juvenile Arrests 167  
Unknown Age 1

Arrests per 100,000 population 6,119.4

Average number offenses/incident 1.22

## Domestic Violence Victims

Offense	Total	Arrests
Murder	0	0
Aggravated Assault	49	32
Simple Assault	164	95
Intimidation	1	0
Stalking	0	0
Forcible Rape	1	0
Forcible Sodomy	1	0
Sexual Assault W/Object	1	0
Forcible Fondling	0	0
Incest	0	0
Statutory Rape	0	0
Kidnaping/Abduction	1	1
<b>Total</b>	<b>218</b>	<b>128</b>

## TIBRS Group B Arrests

Offense	Adult	Juvenile
Bad Checks	0	0
Curfew/Vagrancy	0	0
Disorderly Conduct	13	7
DUI	52	0
Drunkenness	25	1
Family-Non Violent	1	0
Liquor Law Violations	7	1
Peeping Tom	0	0
Runaway	0	3
Trespass	9	3
All Other Offenses	32	14
<b>Total Group B</b>	<b>139</b>	<b>29</b>

TIBRS Group A Offenses	Offenses		Arrests	
	Reported	Cleared	Adult	Juvenile
<b>Crimes Against Persons</b>				
Murder	2	1	2	0
Negligent Manslaughter	0	0	0	0
Kidnaping/Abduction	4	2	2	0
Forcible Rape	5	1	2	0
Forcible Sodomy	2	2	0	1
Sexual Assault W/Object	1	0	0	0
Forcible Fondling	5	2	2	1
Incest	0	0	0	0
Statutory Rape	1	0	0	0
Aggravated Assault	173	88	57	17
Simple Assault	368	138	90	39
Intimidation	117	3	1	0
Stalking	11	0	0	0
<b>Crimes Against Property</b>				
Arson	5	2	0	3
Bribery	0	0	0	0
Burglary	201	20	16	11
Counterfeiting/Forgery	64	21	4	0
Destruction/Damage/Vandalism	301	33	23	14
Embezzlement	7	7	0	0
Extortion/Blackmail	0	0	0	0
Fraud - False Pretenses	52	14	0	0
Fraud - Credit Card/ATM	14	0	0	0
Fraud - Impersonation	31	13	8	0
Fraud - Welfare	0	0	0	0
Fraud - Wire	0	0	0	0
Motor Vehicle Theft	32	7	4	2
Robbery	19	5	5	0
Stolen Property Offenses	4	1	0	0
Theft - Pocket-picking	0	0	0	0
Theft - Purse Snatching	1	0	0	0
Theft - Shoplifting	51	34	24	11
Theft From Building	50	4	2	2
Theft From Coin Machine	2	0	0	0
Theft From Motor Vehicle	55	5	6	1
Theft of Motor Vehicle Parts	39	1	0	0
Theft - All Other Larceny	208	14	14	10
<b>Crimes Against Society</b>				
Drug/Narcotic Violations	75	73	65	19
Drug/Narcotic Equipment Violations	52	51	20	1
Gambling - Betting/Wagering	0	0	0	0
Gambling - Operating/Promoting	0	0	0	0
Gambling - Equipment Violations	0	0	0	0
Gambling - Sports Tampering	0	0	0	0
Pornography/Obscene Material	0	0	0	0
Prostitution	0	0	0	0
Prostitution Assisting/Promoting	1	0	0	0
Weapon Law Violations	16	13	3	6
<b>Total Group A Offenses</b>	<b>1,969</b>	<b>555</b>	<b>350</b>	<b>138</b>



# Bruceton Police Department - 2006

**2005 Population Estimate** 1,486

## Offense Overview

Offense Total 111  
Number Cleared 84  
Percent Cleared 75.68 %

Group A Crimes per 100,000 population 7,469.7

## Arrest Overview

Total Arrests 122  
Adult Arrests 92  
Juvenile Arrests 30  
Unknown Age 0

Arrests per 100,000 population 8,210.0

Average number offenses/incident 1.26

## Domestic Violence Victims

Offense	Total	Arrests
Murder	0	0
Aggravated Assault	5	4
Simple Assault	6	3
Intimidation	0	0
Stalking	3	2
Forcible Rape	0	0
Forcible Sodomy	0	0
Sexual Assault W/Object	0	0
Forcible Fondling	0	0
Incest	0	0
Statutory Rape	0	0
Kidnaping/Abduction	0	0
<b>Total</b>	<b>14</b>	<b>9</b>

## TIBRS Group B Arrests

Offense	Adult	Juvenile
Bad Checks	0	0
Curfew/Vagrancy	0	0
Disorderly Conduct	1	0
DUI	4	0
Drunkenness	11	0
Family-Non Violent	0	0
Liquor Law Violations	13	5
Peeping Tom	0	0
Runaway	0	0
Trespass	1	0
All Other Offenses	3	0
<b>Total Group B</b>	<b>33</b>	<b>5</b>

TIBRS Group A Offenses	Offenses		Arrests	
	Reported	Cleared	Adult	Juvenile
<b>Crimes Against Persons</b>				
Murder	0	0	0	0
Negligent Manslaughter	0	0	0	0
Kidnaping/Abduction	0	0	0	0
Forcible Rape	0	0	0	0
Forcible Sodomy	0	0	0	0
Sexual Assault W/Object	0	0	0	0
Forcible Fondling	0	0	0	0
Incest	0	0	0	0
Statutory Rape	0	0	0	0
Aggravated Assault	6	6	4	1
Simple Assault	9	7	4	1
Intimidation	1	0	0	0
Stalking	3	3	2	0
<b>Crimes Against Property</b>				
Arson	0	0	0	0
Bribery	0	0	0	0
Burglary	8	5	2	4
Counterfeiting/Forgery	0	0	0	0
Destruction/Damage/Vandalism	16	11	6	15
Embezzlement	2	1	1	0
Extortion/Blackmail	0	0	0	0
Fraud - False Pretenses	2	2	2	0
Fraud - Credit Card/ATM	0	0	0	0
Fraud - Impersonation	1	0	0	0
Fraud - Welfare	0	0	0	0
Fraud - Wire	0	0	0	0
Motor Vehicle Theft	2	0	0	0
Robbery	0	0	0	0
Stolen Property Offenses	0	0	0	0
Theft - Pocket-picking	0	0	0	0
Theft - Purse Snatching	0	0	0	0
Theft - Shoplifting	0	0	0	0
Theft From Building	10	5	8	1
Theft From Coin Machine	0	0	0	0
Theft From Motor Vehicle	3	0	0	0
Theft of Motor Vehicle Parts	3	2	0	0
Theft - All Other Larceny	4	1	0	0
<b>Crimes Against Society</b>				
Drug/Narcotic Violations	19	19	21	3
Drug/Narcotic Equipment Violations	16	16	5	0
Gambling - Betting/Wagering	0	0	0	0
Gambling - Operating/Promoting	0	0	0	0
Gambling - Equipment Violations	0	0	0	0
Gambling - Sports Tampering	0	0	0	0
Pornography/Obscene Material	0	0	0	0
Prostitution	0	0	0	0
Prostitution Assisting/Promoting	0	0	0	0
Weapon Law Violations	6	6	4	0
<b>Total Group A Offenses</b>	<b>111</b>	<b>84</b>	<b>59</b>	<b>25</b>





**2005 Population Estimate**                      **1,402**

**Offense Overview**

Offense Total                                      54  
 Number Cleared                                25  
 Percent Cleared                                46.30 %

Group A Crimes per 100,000  
 population                                      3,851.6

**Arrest Overview**

Total Arrests                                      31  
 Adult Arrests                                      27  
 Juvenile Arrests                                4  
 Unknown Age                                      0

Arrests per 100,000 population            2,211.1

Average number offenses/incident        1.10

**Domestic Violence Victims**

Offense	Total	Arrests
Murder	0	0
Aggravated Assault	0	0
Simple Assault	7	6
Intimidation	2	0
Stalking	0	0
Forcible Rape	0	0
Forcible Sodomy	0	0
Sexual Assault W/Object	0	0
Forcible Fondling	0	0
Incest	0	0
Statutory Rape	0	0
Kidnaping/Abduction	0	0
<b>Total</b>	<b>9</b>	<b>6</b>

**TIBRS Group B Arrests**

Offense	Adult	Juvenile
Bad Checks	0	0
Curfew/Vagrancy	0	0
Disorderly Conduct	0	0
DUI	6	0
Drunkenness	1	0
Family-Non Violent	0	0
Liquor Law Violations	0	0
Peeping Tom	0	0
Runaway	0	3
Trespass	0	0
All Other Offenses	3	0
<b>Total Group B</b>	<b>10</b>	<b>3</b>

TIBRS Group A Offenses	Offenses		Arrests	
	Reported	Cleared	Adult	Juvenile
<b>Crimes Against Persons</b>				
Murder	0	0	0	0
Negligent Manslaughter	0	0	0	0
Kidnaping/Abduction	0	0	0	0
Forcible Rape	0	0	0	0
Forcible Sodomy	0	0	0	0
Sexual Assault W/Object	0	0	0	0
Forcible Fondling	0	0	0	0
Incest	0	0	0	0
Statutory Rape	0	0	0	0
Aggravated Assault	6	3	1	0
Simple Assault	11	7	7	0
Intimidation	11	4	3	0
Stalking	0	0	0	0
<b>Crimes Against Property</b>				
Arson	0	0	0	0
Bribery	0	0	0	0
Burglary	0	0	0	0
Counterfeiting/Forgery	1	1	0	0
Destruction/Damage/Vandalism	9	0	0	0
Embezzlement	0	0	0	0
Extortion/Blackmail	0	0	0	0
Fraud - False Pretenses	1	1	0	0
Fraud - Credit Card/ATM	0	0	0	0
Fraud - Impersonation	0	0	0	0
Fraud - Welfare	0	0	0	0
Fraud - Wire	0	0	0	0
Motor Vehicle Theft	0	0	0	0
Robbery	0	0	0	0
Stolen Property Offenses	0	0	0	0
Theft - Pocket-picking	0	0	0	0
Theft - Purse Snatching	0	0	0	0
Theft - Shoplifting	0	0	0	0
Theft From Building	0	0	0	0
Theft From Coin Machine	0	0	0	0
Theft From Motor Vehicle	0	0	0	0
Theft of Motor Vehicle Parts	0	0	0	0
Theft - All Other Larceny	5	1	1	0
<b>Crimes Against Society</b>				
Drug/Narcotic Violations	7	6	5	1
Drug/Narcotic Equipment Violations	2	1	0	0
Gambling - Betting/Wagering	0	0	0	0
Gambling - Operating/Promoting	0	0	0	0
Gambling - Equipment Violations	0	0	0	0
Gambling - Sports Tampering	0	0	0	0
Pornography/Obscene Material	0	0	0	0
Prostitution	0	0	0	0
Prostitution Assisting/Promoting	0	0	0	0
Weapon Law Violations	1	1	0	0
<b>Total Group A Offenses</b>	<b>54</b>	<b>25</b>	<b>17</b>	<b>1</b>



**Calhoun Police Department - 2006**

Group A Crimes per 100,000 population	14,230.0
---------------------------------------	----------

Total Arrests	38
Adult Arrests	35
Juvenile Arrests	3
Unknown Age	0

Domestic Violence Victims		
Offense	Total	Arrests
Murder	0	0
Aggravated Assault	2	2
Simple Assault	2	1
Intimidation	1	0
Stalking	0	0
Forcible Rape	0	0
Forcible Sodomy	0	0
Sexual Assault W/Object	0	0
Forcible Fondling	0	0
Incest	0	0
Statutory Rape	0	0
Kidnaping/Abduction	0	0
<b>Total</b>	<b>5</b>	<b>3</b>

Offense	Adult	Juvenile
Bad Checks	0	0
Curfew/Vagrancy	0	0
Disorderly Conduct	0	0
DUI	5	0
Drunkenness	2	0
Family-Non Violent	0	0
Liquor Law Violations	8	0
Peeping Tom	0	0
Runaway	0	0
Trespass	1	0
All Other Offenses	1	0
<b>Total Group B</b>	<b>17</b>	<b>0</b>

TIBRS Group A Offenses	Offenses		Arrests	
	Reported	Cleared	Adult	Juvenile
Crimes Against Persons				
Murder	0	0	0	0
Negligent Manslaughter	0	0	0	0
Kidnaping/Abduction	0	0	0	0
Forcible Rape	0	0	0	0
Forcible Sodomy	1	1	0	1
Sexual Assault W/Object	0	0	0	0
Forcible Fondling	2	2	0	2
Incest	0	0	0	0
Statutory Rape	0	0	0	0
Aggravated Assault	7	4	3	0
Simple Assault	3	2	1	0
Intimidation	5	0	0	0
Stalking	0	0	0	0
Crimes Against Property				
Arson	0	0	0	0
Bribery	0	0	0	0
Burglary	3	1	0	0
Counterfeiting/Forgery	1	1	1	0
Destruction/Damage/Vandalism	10	0	0	0
Embezzlement	0	0	0	0
Extortion/Blackmail	0	0	0	0
Fraud - False Pretenses	2	1	0	0
Fraud - Credit Card/ATM	0	0	0	0
Fraud - Impersonation	2	1	0	0
Fraud - Welfare	0	0	0	0
Fraud - Wire	0	0	0	0
Motor Vehicle Theft	2	0	0	0
Robbery	0	0	0	0
Stolen Property Offenses	0	0	0	0
Theft - Pocket-picking	0	0	0	0
Theft - Purse Snatching	0	0	0	0
Theft - Shoplifting	2	0	0	0
Theft From Building	3	0	0	0
Theft From Coin Machine	1	0	0	0
Theft From Motor Vehicle	3	0	0	0
Theft of Motor Vehicle Parts	0	0	0	0
Theft - All Other Larceny	6	0	0	0
Crimes Against Society				
Drug/Narcotic Violations	11	11	8	0
Drug/Narcotic Equipment Violations	8	8	4	0
Gambling - Betting/Wagering	0	0	0	0
Gambling - Operating/Promoting	0	0	0	0
Gambling - Equipment Violations	0	0	0	0
Gambling - Sports Tampering	0	0	0	0
Pornography/Obscene Material	0	0	0	0
Prostitution	0	0	0	0
Prostitution Assisting/Promoting	0	0	0	0
Weapon Law Violations	1	1	1	0
Total Group A Offenses	73	33	18	3



# Camden Police Department - 2006

**2005 Population Estimate** 3,736

## Offense Overview

Offense Total 388  
 Number Cleared 188  
 Percent Cleared 48.45 %  
 Group A Crimes per 100,000 population 10,385.4

## Arrest Overview

Total Arrests 255  
 Adult Arrests 214  
 Juvenile Arrests 41  
 Unknown Age 0  
 Arrests per 100,000 population 6,825.5  
 Average number offenses/incident 1.14

## Domestic Violence Victims

Offense	Total	Arrests
Murder	0	0
Aggravated Assault	1	1
Simple Assault	21	18
Intimidation	3	1
Stalking	2	2
Forcible Rape	0	0
Forcible Sodomy	0	0
Sexual Assault W/Object	0	0
Forcible Fondling	0	0
Incest	0	0
Statutory Rape	0	0
Kidnaping/Abduction	0	0
<b>Total</b>	<b>27</b>	<b>22</b>

## TIBRS Group B Arrests

Offense	Adult	Juvenile
Bad Checks	0	0
Curfew/Vagrancy	0	0
Disorderly Conduct	13	10
DUI	19	0
Drunkenness	15	0
Family-Non Violent	0	2
Liquor Law Violations	5	1
Peeping Tom	0	0
Runaway	0	3
Trespass	4	0
All Other Offenses	16	3
<b>Total Group B</b>	<b>72</b>	<b>19</b>

TIBRS Group A Offenses	Offenses		Arrests	
	Reported	Cleared	Adult	Juvenile
<b>Crimes Against Persons</b>				
Murder	0	0	0	0
Negligent Manslaughter	0	0	0	0
Kidnaping/Abduction	0	0	0	0
Forcible Rape	1	1	1	0
Forcible Sodomy	0	0	0	0
Sexual Assault W/Object	0	0	0	0
Forcible Fondling	0	0	0	0
Incest	0	0	0	0
Statutory Rape	0	0	0	0
Aggravated Assault	8	5	5	0
Simple Assault	47	38	27	8
Intimidation	20	8	4	0
Stalking	4	2	2	0
<b>Crimes Against Property</b>				
Arson	0	0	0	0
Bribery	0	0	0	0
Burglary	39	10	7	2
Counterfeiting/Forgery	9	3	4	0
Destruction/Damage/Vandalism	68	14	6	1
Embezzlement	1	1	1	0
Extortion/Blackmail	0	0	0	0
Fraud - False Pretenses	5	0	0	0
Fraud - Credit Card/ATM	0	0	0	0
Fraud - Impersonation	3	2	0	0
Fraud - Welfare	0	0	0	0
Fraud - Wire	0	0	0	0
Motor Vehicle Theft	13	3	3	0
Robbery	0	0	0	0
Stolen Property Offenses	2	2	2	0
Theft - Pocket-picking	1	0	0	0
Theft - Purse Snatching	0	0	0	0
Theft - Shoplifting	22	21	19	6
Theft From Building	34	15	14	1
Theft From Coin Machine	3	0	0	0
Theft From Motor Vehicle	9	0	0	0
Theft of Motor Vehicle Parts	7	0	0	0
Theft - All Other Larceny	31	3	2	2
<b>Crimes Against Society</b>				
Drug/Narcotic Violations	39	39	32	1
Drug/Narcotic Equipment Violations	20	19	12	1
Gambling - Betting/Wagering	0	0	0	0
Gambling - Operating/Promoting	0	0	0	0
Gambling - Equipment Violations	0	0	0	0
Gambling - Sports Tampering	0	0	0	0
Pornography/Obscene Material	0	0	0	0
Prostitution	0	0	0	0
Prostitution Assisting/Promoting	0	0	0	0
Weapon Law Violations	2	2	1	0
<b>Total Group A Offenses</b>	<b>388</b>	<b>188</b>	<b>142</b>	<b>22</b>



# Carthage Police Department - 2006

**2005 Population Estimate**                      **2,268**

**Offense Overview**

Offense Total                                      170  
 Number Cleared                                78  
 Percent Cleared                                45.88 %

Group A Crimes per 100,000  
 population                                      7,495.6

**Arrest Overview**

Total Arrests                                    145  
 Adult Arrests                                    138  
 Juvenile Arrests                                7  
 Unknown Age                                    0

Arrests per 100,000 population            6,393.3

Average number offenses/incident        1.23

**Domestic Violence Victims**

Offense	Total	Arrests
Murder	0	0
Aggravated Assault	0	0
Simple Assault	12	6
Intimidation	0	0
Stalking	0	0
Forcible Rape	0	0
Forcible Sodomy	0	0
Sexual Assault W/Object	0	0
Forcible Fondling	0	0
Incest	0	0
Statutory Rape	0	0
Kidnaping/Abduction	0	0
<b>Total</b>	<b>12</b>	<b>6</b>

**TIBRS Group B Arrests**

Offense	Adult	Juvenile
Bad Checks	43	0
Curfew/Vagrancy	0	0
Disorderly Conduct	0	4
DUI	6	0
Drunkenness	14	0
Family-Non Violent	0	0
Liquor Law Violations	8	2
Peeping Tom	0	0
Runaway	0	0
Trespass	0	0
All Other Offenses	3	0
<b>Total Group B</b>	<b>74</b>	<b>6</b>

TIBRS Group A Offenses	Offenses		Arrests	
	Reported	Cleared	Adult	Juvenile
<b>Crimes Against Persons</b>				
Murder	0	0	0	0
Negligent Manslaughter	0	0	0	0
Kidnaping/Abduction	0	0	0	0
Forcible Rape	0	0	0	0
Forcible Sodomy	0	0	0	0
Sexual Assault W/Object	0	0	0	0
Forcible Fondling	0	0	0	0
Incest	0	0	0	0
Statutory Rape	1	1	1	0
Aggravated Assault	4	2	3	0
Simple Assault	23	12	9	0
Intimidation	1	0	0	0
Stalking	0	0	0	0
<b>Crimes Against Property</b>				
Arson	0	0	0	0
Bribery	0	0	0	0
Burglary	11	3	3	0
Counterfeiting/Forgery	13	7	8	0
Destruction/Damage/Vandalism	26	1	2	0
Embezzlement	0	0	0	0
Extortion/Blackmail	0	0	0	0
Fraud - False Pretenses	11	6	0	0
Fraud - Credit Card/ATM	0	0	0	0
Fraud - Impersonation	3	3	2	0
Fraud - Welfare	0	0	0	0
Fraud - Wire	0	0	0	0
Motor Vehicle Theft	3	0	0	0
Robbery	1	1	2	0
Stolen Property Offenses	1	1	2	0
Theft - Pocket-picking	0	0	0	0
Theft - Purse Snatching	0	0	0	0
Theft - Shoplifting	6	6	6	1
Theft From Building	9	1	1	0
Theft From Coin Machine	0	0	0	0
Theft From Motor Vehicle	8	1	1	0
Theft of Motor Vehicle Parts	6	1	1	0
Theft - All Other Larceny	7	0	0	0
<b>Crimes Against Society</b>				
Drug/Narcotic Violations	22	20	21	0
Drug/Narcotic Equipment Violations	10	8	0	0
Gambling - Betting/Wagering	0	0	0	0
Gambling - Operating/Promoting	0	0	0	0
Gambling - Equipment Violations	0	0	0	0
Gambling - Sports Tampering	0	0	0	0
Pornography/Obscene Material	0	0	0	0
Prostitution	0	0	0	0
Prostitution Assisting/Promoting	0	0	0	0
Weapon Law Violations	4	4	2	0
<b>Total Group A Offenses</b>	<b>170</b>	<b>78</b>	<b>64</b>	<b>1</b>



**2005 Population Estimate**                      **2,380**

**Offense Overview**

Offense Total                                      200  
 Number Cleared                                60  
 Percent Cleared                                30.00 %

Group A Crimes per 100,000  
 population                                      8,403.4

**Arrest Overview**

Total Arrests                                    96  
 Adult Arrests                                    92  
 Juvenile Arrests                                4  
 Unknown Age                                    0

Arrests per 100,000 population            4,033.6

Average number offenses/incident        1.08

**Domestic Violence Victims**

Offense	Total	Arrests
Murder	0	0
Aggravated Assault	1	1
Simple Assault	25	17
Intimidation	7	2
Stalking	2	1
Forcible Rape	1	0
Forcible Sodomy	0	0
Sexual Assault W/Object	0	0
Forcible Fondling	0	0
Incest	0	0
Statutory Rape	0	0
Kidnaping/Abduction	0	0
<b>Total</b>	<b>36</b>	<b>21</b>

**TIBRS Group B Arrests**

Offense	Adult	Juvenile
Bad Checks	0	0
Curfew/Vagrancy	0	0
Disorderly Conduct	4	1
DUI	5	1
Drunkenness	25	0
Family-Non Violent	1	0
Liquor Law Violations	0	0
Peeping Tom	0	0
Runaway	0	0
Trespass	0	1
All Other Offenses	2	0
<b>Total Group B</b>	<b>37</b>	<b>3</b>

TIBRS Group A Offenses	Offenses		Arrests	
	Reported	Cleared	Adult	Juvenile
<b>Crimes Against Persons</b>				
Murder	0	0	0	0
Negligent Manslaughter	0	0	0	0
Kidnaping/Abduction	0	0	0	0
Forcible Rape	2	1	1	0
Forcible Sodomy	0	0	0	0
Sexual Assault W/Object	0	0	0	0
Forcible Fondling	0	0	0	0
Incest	0	0	0	0
Statutory Rape	0	0	0	0
Aggravated Assault	4	3	5	0
Simple Assault	43	25	22	0
Intimidation	11	2	2	0
Stalking	4	1	1	0
<b>Crimes Against Property</b>				
Arson	0	0	0	0
Bribery	0	0	0	0
Burglary	18	2	2	0
Counterfeiting/Forgery	3	0	0	0
Destruction/Damage/Vandalism	26	4	1	1
Embezzlement	0	0	0	0
Extortion/Blackmail	0	0	0	0
Fraud - False Pretenses	4	0	0	0
Fraud - Credit Card/ATM	0	0	0	0
Fraud - Impersonation	0	0	0	0
Fraud - Welfare	0	0	0	0
Fraud - Wire	0	0	0	0
Motor Vehicle Theft	5	0	0	0
Robbery	3	1	0	0
Stolen Property Offenses	0	0	0	0
Theft - Pocket-picking	1	0	0	0
Theft - Purse Snatching	0	0	0	0
Theft - Shoplifting	6	4	5	0
Theft From Building	17	1	1	0
Theft From Coin Machine	0	0	0	0
Theft From Motor Vehicle	14	0	0	0
Theft of Motor Vehicle Parts	2	0	0	0
Theft - All Other Larceny	23	3	5	0
<b>Crimes Against Society</b>				
Drug/Narcotic Violations	9	9	10	0
Drug/Narcotic Equipment Violations	5	4	0	0
Gambling - Betting/Wagering	0	0	0	0
Gambling - Operating/Promoting	0	0	0	0
Gambling - Equipment Violations	0	0	0	0
Gambling - Sports Tampering	0	0	0	0
Pornography/Obscene Material	0	0	0	0
Prostitution	0	0	0	0
Prostitution Assisting/Promoting	0	0	0	0
Weapon Law Violations	0	0	0	0
<b>Total Group A Offenses</b>	<b>200</b>	<b>60</b>	<b>55</b>	<b>1</b>



**2005 Population Estimate** 1,369

**Offense Overview**

Offense Total 71  
 Number Cleared 52  
 Percent Cleared 73.24 %

Group A Crimes per 100,000 population 5,186.3

**Arrest Overview**

Total Arrests 160  
 Adult Arrests 160  
 Juvenile Arrests 0  
 Unknown Age 0

Arrests per 100,000 population 11,687.4

Average number offenses/incident 1.06

**Domestic Violence Victims**

Offense	Total	Arrests
Murder	0	0
Aggravated Assault	0	0
Simple Assault	8	8
Intimidation	0	0
Stalking	0	0
Forcible Rape	0	0
Forcible Sodomy	0	0
Sexual Assault W/Object	0	0
Forcible Fondling	0	0
Incest	0	0
Statutory Rape	0	0
Kidnaping/Abduction	0	0
<b>Total</b>	<b>8</b>	<b>8</b>

**TIBRS Group B Arrests**

Offense	Adult	Juvenile
Bad Checks	6	0
Curfew/Vagrancy	0	0
Disorderly Conduct	2	0
DUI	14	0
Drunkenness	22	0
Family-Non Violent	0	0
Liquor Law Violations	0	0
Peeping Tom	0	0
Runaway	0	0
Trespass	2	0
All Other Offenses	66	0
<b>Total Group B</b>	<b>112</b>	<b>0</b>

TIBRS Group A Offenses	Offenses		Arrests	
	Reported	Cleared	Adult	Juvenile
<b>Crimes Against Persons</b>				
Murder	0	0	0	0
Negligent Manslaughter	0	0	0	0
Kidnaping/Abduction	0	0	0	0
Forcible Rape	0	0	0	0
Forcible Sodomy	0	0	0	0
Sexual Assault W/Object	0	0	0	0
Forcible Fondling	0	0	0	0
Incest	0	0	0	0
Statutory Rape	1	1	1	0
Aggravated Assault	1	1	1	0
Simple Assault	19	19	19	0
Intimidation	1	1	1	0
Stalking	0	0	0	0
<b>Crimes Against Property</b>				
Arson	1	0	0	0
Bribery	0	0	0	0
Burglary	9	1	0	0
Counterfeiting/Forgery	3	3	3	0
Destruction/Damage/Vandalism	4	2	2	0
Embezzlement	0	0	0	0
Extortion/Blackmail	0	0	0	0
Fraud - False Pretenses	0	0	0	0
Fraud - Credit Card/ATM	0	0	0	0
Fraud - Impersonation	0	0	0	0
Fraud - Welfare	0	0	0	0
Fraud - Wire	0	0	0	0
Motor Vehicle Theft	0	0	0	0
Robbery	0	0	0	0
Stolen Property Offenses	0	0	0	0
Theft - Pocket-picking	0	0	0	0
Theft - Purse Snatching	0	0	0	0
Theft - Shoplifting	3	3	3	0
Theft From Building	7	1	1	0
Theft From Coin Machine	1	1	1	0
Theft From Motor Vehicle	1	0	0	0
Theft of Motor Vehicle Parts	1	0	0	0
Theft - All Other Larceny	3	3	3	0
<b>Crimes Against Society</b>				
Drug/Narcotic Violations	12	12	12	0
Drug/Narcotic Equipment Violations	3	3	1	0
Gambling - Betting/Wagering	0	0	0	0
Gambling - Operating/Promoting	0	0	0	0
Gambling - Equipment Violations	0	0	0	0
Gambling - Sports Tampering	0	0	0	0
Pornography/Obscene Material	0	0	0	0
Prostitution	0	0	0	0
Prostitution Assisting/Promoting	0	0	0	0
Weapon Law Violations	1	1	0	0
<b>Total Group A Offenses</b>	<b>71</b>	<b>52</b>	<b>48</b>	<b>0</b>



# Centerville Police Department - 2006

**2005 Population Estimate**                      **4,002**

**Offense Overview**

Offense Total                                      274  
 Number Cleared                                65  
 Percent Cleared                                23.72 %

Group A Crimes per 100,000  
 population                                      6,846.6

**Arrest Overview**

Total Arrests                                    119  
 Adult Arrests                                    107  
 Juvenile Arrests                                12  
 Unknown Age                                    0

Arrests per 100,000 population            2,973.5

Average number offenses/incident        1.09

**Domestic Violence Victims**

Offense	Total	Arrests
Murder	0	0
Aggravated Assault	2	2
Simple Assault	55	19
Intimidation	6	0
Stalking	5	1
Forcible Rape	0	0
Forcible Sodomy	0	0
Sexual Assault W/Object	0	0
Forcible Fondling	0	0
Incest	0	0
Statutory Rape	0	0
Kidnaping/Abduction	1	0
<b>Total</b>	<b>69</b>	<b>22</b>

**TIBRS Group B Arrests**

Offense	Adult	Juvenile
Bad Checks	2	0
Curfew/Vagrancy	0	0
Disorderly Conduct	4	3
DUI	19	0
Drunkenness	10	0
Family-Non Violent	0	0
Liquor Law Violations	0	0
Peeping Tom	0	0
Runaway	0	1
Trespass	0	1
All Other Offenses	14	0
<b>Total Group B</b>	<b>49</b>	<b>5</b>

TIBRS Group A Offenses	Offenses		Arrests	
	Reported	Cleared	Adult	Juvenile
<b>Crimes Against Persons</b>				
Murder	0	0	0	0
Negligent Manslaughter	0	0	0	0
Kidnaping/Abduction	1	0	0	0
Forcible Rape	1	0	0	0
Forcible Sodomy	0	0	0	0
Sexual Assault W/Object	0	0	0	0
Forcible Fondling	0	0	0	0
Incest	0	0	0	0
Statutory Rape	0	0	0	0
Aggravated Assault	7	5	4	1
Simple Assault	76	28	27	0
Intimidation	13	1	1	0
Stalking	7	2	2	0
<b>Crimes Against Property</b>				
Arson	0	0	0	0
Bribery	0	0	0	0
Burglary	31	1	1	0
Counterfeiting/Forgery	12	3	2	0
Destruction/Damage/Vandalism	32	3	2	2
Embezzlement	1	0	0	0
Extortion/Blackmail	0	0	0	0
Fraud - False Pretenses	0	0	0	0
Fraud - Credit Card/ATM	5	0	0	0
Fraud - Impersonation	2	0	0	0
Fraud - Welfare	0	0	0	0
Fraud - Wire	1	0	0	0
Motor Vehicle Theft	3	0	0	0
Robbery	0	0	0	0
Stolen Property Offenses	0	0	0	0
Theft - Pocket-picking	1	0	0	0
Theft - Purse Snatching	0	0	0	0
Theft - Shoplifting	13	9	7	3
Theft From Building	19	3	1	0
Theft From Coin Machine	0	0	0	0
Theft From Motor Vehicle	12	0	0	0
Theft of Motor Vehicle Parts	4	0	0	0
Theft - All Other Larceny	23	0	2	0
<b>Crimes Against Society</b>				
Drug/Narcotic Violations	7	7	7	1
Drug/Narcotic Equipment Violations	2	2	1	0
Gambling - Betting/Wagering	0	0	0	0
Gambling - Operating/Promoting	0	0	0	0
Gambling - Equipment Violations	0	0	0	0
Gambling - Sports Tampering	0	0	0	0
Pornography/Obscene Material	0	0	0	0
Prostitution	0	0	0	0
Prostitution Assisting/Promoting	0	0	0	0
Weapon Law Violations	1	1	1	0
<b>Total Group A Offenses</b>	<b>274</b>	<b>65</b>	<b>58</b>	<b>7</b>



2005 Population Estimate 1,019

**Offense Overview**

Offense Total 71  
 Number Cleared 27  
 Percent Cleared 38.03 %

Group A Crimes per 100,000 population 6,967.6

**Arrest Overview**

Total Arrests 34  
 Adult Arrests 32  
 Juvenile Arrests 2  
 Unknown Age 0

Arrests per 100,000 population 3,336.6

Average number offenses/incident 1.13

**Domestic Violence Victims**

Offense	Total	Arrests
Murder	0	0
Aggravated Assault	1	1
Simple Assault	11	5
Intimidation	1	0
Stalking	0	0
Forcible Rape	0	0
Forcible Sodomy	0	0
Sexual Assault W/Object	0	0
Forcible Fondling	0	0
Incest	0	0
Statutory Rape	0	0
Kidnaping/Abduction	0	0
<b>Total</b>	<b>13</b>	<b>6</b>

**TIBRS Group B Arrests**

Offense	Adult	Juvenile
Bad Checks	0	0
Curfew/Vagrancy	0	0
Disorderly Conduct	0	0
DUI	5	0
Drunkenness	4	0
Family-Non Violent	0	0
Liquor Law Violations	0	0
Peeping Tom	0	0
Runaway	0	0
Trespass	0	0
All Other Offenses	3	0
<b>Total Group B</b>	<b>12</b>	<b>0</b>

TIBRS Group A Offenses	Offenses		Arrests	
	Reported	Cleared	Adult	Juvenile
<b>Crimes Against Persons</b>				
Murder	0	0	0	0
Negligent Manslaughter	0	0	0	0
Kidnaping/Abduction	0	0	0	0
Forcible Rape	0	0	0	0
Forcible Sodomy	0	0	0	0
Sexual Assault W/Object	0	0	0	0
Forcible Fondling	0	0	0	0
Incest	0	0	0	0
Statutory Rape	0	0	0	0
Aggravated Assault	2	1	1	0
Simple Assault	17	10	6	0
Intimidation	3	0	0	1
Stalking	0	0	0	0
<b>Crimes Against Property</b>				
Arson	0	0	0	0
Bribery	0	0	0	0
Burglary	12	0	0	0
Counterfeiting/Forgery	0	0	0	0
Destruction/Damage/Vandalism	9	1	0	0
Embezzlement	0	0	0	0
Extortion/Blackmail	0	0	0	0
Fraud - False Pretenses	1	1	2	0
Fraud - Credit Card/ATM	0	0	0	0
Fraud - Impersonation	0	0	0	0
Fraud - Welfare	0	0	0	0
Fraud - Wire	0	0	0	0
Motor Vehicle Theft	1	1	2	0
Robbery	2	2	3	0
Stolen Property Offenses	0	0	0	0
Theft - Pocket-picking	0	0	0	0
Theft - Purse Snatching	0	0	0	0
Theft - Shoplifting	0	0	0	0
Theft From Building	2	2	1	1
Theft From Coin Machine	1	0	0	0
Theft From Motor Vehicle	1	0	0	0
Theft of Motor Vehicle Parts	3	0	0	0
Theft - All Other Larceny	9	1	1	0
<b>Crimes Against Society</b>				
Drug/Narcotic Violations	4	4	3	0
Drug/Narcotic Equipment Violations	4	4	1	0
Gambling - Betting/Wagering	0	0	0	0
Gambling - Operating/Promoting	0	0	0	0
Gambling - Equipment Violations	0	0	0	0
Gambling - Sports Tampering	0	0	0	0
Pornography/Obscene Material	0	0	0	0
Prostitution	0	0	0	0
Prostitution Assisting/Promoting	0	0	0	0
Weapon Law Violations	0	0	0	0
<b>Total Group A Offenses</b>	<b>71</b>	<b>27</b>	<b>20</b>	<b>2</b>





**2005 Population Estimate**                      **644**

**Offense Overview**

Offense Total                                      63  
 Number Cleared                                26  
 Percent Cleared                                41.27 %

Group A Crimes per 100,000  
 population                                      9,782.6

**Arrest Overview**

Total Arrests                                    36  
 Adult Arrests                                    34  
 Juvenile Arrests                                2  
 Unknown Age                                    0

Arrests per 100,000 population            5,590.1

Average number offenses/incident        1.19

**Domestic Violence Victims**

Offense	Total	Arrests
Murder	0	0
Aggravated Assault	1	1
Simple Assault	3	2
Intimidation	0	0
Stalking	1	0
Forcible Rape	0	0
Forcible Sodomy	0	0
Sexual Assault W/Object	0	0
Forcible Fondling	0	0
Incest	0	0
Statutory Rape	0	0
Kidnaping/Abduction	0	0
<b>Total</b>	<b>5</b>	<b>3</b>

**TIBRS Group B Arrests**

Offense	Adult	Juvenile
Bad Checks	0	0
Curfew/Vagrancy	0	0
Disorderly Conduct	0	0
DUI	13	0
Drunkenness	1	0
Family-Non Violent	0	0
Liquor Law Violations	0	0
Peeping Tom	0	0
Runaway	0	0
Trespass	0	0
All Other Offenses	2	0
<b>Total Group B</b>	<b>16</b>	<b>0</b>

TIBRS Group A Offenses	Offenses		Arrests	
	Reported	Cleared	Adult	Juvenile
<b>Crimes Against Persons</b>				
Murder	0	0	0	0
Negligent Manslaughter	0	0	0	0
Kidnaping/Abduction	0	0	0	0
Forcible Rape	0	0	0	0
Forcible Sodomy	0	0	0	0
Sexual Assault W/Object	0	0	0	0
Forcible Fondling	0	0	0	0
Incest	0	0	0	0
Statutory Rape	0	0	0	0
Aggravated Assault	3	3	0	0
Simple Assault	3	2	2	0
Intimidation	0	0	0	0
Stalking	1	0	0	0
<b>Crimes Against Property</b>				
Arson	0	0	0	0
Bribery	0	0	0	0
Burglary	6	1	1	0
Counterfeiting/Forgery	0	0	0	0
Destruction/Damage/Vandalism	7	0	0	0
Embezzlement	0	0	0	0
Extortion/Blackmail	0	0	0	0
Fraud - False Pretenses	0	0	0	0
Fraud - Credit Card/ATM	0	0	0	0
Fraud - Impersonation	0	0	0	0
Fraud - Welfare	0	0	0	0
Fraud - Wire	0	0	0	0
Motor Vehicle Theft	0	0	0	0
Robbery	1	1	2	0
Stolen Property Offenses	0	0	0	0
Theft - Pocket-picking	0	0	0	0
Theft - Purse Snatching	1	0	0	0
Theft - Shoplifting	3	0	0	0
Theft From Building	3	0	0	0
Theft From Coin Machine	1	0	0	0
Theft From Motor Vehicle	3	1	0	0
Theft of Motor Vehicle Parts	2	0	0	0
Theft - All Other Larceny	9	1	0	0
<b>Crimes Against Society</b>				
Drug/Narcotic Violations	16	13	11	2
Drug/Narcotic Equipment Violations	4	4	2	0
Gambling - Betting/Wagering	0	0	0	0
Gambling - Operating/Promoting	0	0	0	0
Gambling - Equipment Violations	0	0	0	0
Gambling - Sports Tampering	0	0	0	0
Pornography/Obscene Material	0	0	0	0
Prostitution	0	0	0	0
Prostitution Assisting/Promoting	0	0	0	0
Weapon Law Violations	0	0	0	0
<b>Total Group A Offenses</b>	<b>63</b>	<b>26</b>	<b>18</b>	<b>2</b>



# Chattanooga Police Department - 2006

**2005 Population Estimate** 154,762

## Offense Overview

Offense Total 25,093  
 Number Cleared 6,728  
 Percent Cleared 26.81 %

Group A Crimes per 100,000 population 16,213.9

## Arrest Overview

Total Arrests 9,694  
 Adult Arrests 8,681  
 Juvenile Arrests 1,013  
 Unknown Age 0

Arrests per 100,000 population 6,263.8

Average number offenses/incident 1.13

## Domestic Violence Victims

Offense	Total	Arrests
Murder	1	1
Aggravated Assault	404	244
Simple Assault	1,319	781
Intimidation	79	16
Stalking	10	5
Forcible Rape	33	5
Forcible Sodomy	5	0
Sexual Assault W/Object	2	0
Forcible Fondling	30	3
Incest	1	0
Statutory Rape	4	2
Kidnaping/Abduction	16	3
<b>Total</b>	<b>1,904</b>	<b>1,060</b>

## TIBRS Group B Arrests

Offense	Adult	Juvenile
Bad Checks	107	0
Curfew/Vagrancy	0	4
Disorderly Conduct	298	217
DUI	709	4
Drunkenness	523	4
Family-Non Violent	42	0
Liquor Law Violations	37	9
Peeping Tom	0	0
Runaway	0	93
Trespass	279	29
All Other Offenses	1,399	33
<b>Total Group B</b>	<b>3,394</b>	<b>393</b>

TIBRS Group A Offenses	Offenses		Arrests	
	Reported	Cleared	Adult	Juvenile
<b>Crimes Against Persons</b>				
Murder	17	12	16	2
Negligent Manslaughter	1	1	2	0
Kidnaping/Abduction	33	13	11	0
Forcible Rape	121	19	9	2
Forcible Sodomy	18	1	0	0
Sexual Assault W/Object	8	0	0	0
Forcible Fondling	82	18	8	6
Incest	1	0	0	0
Statutory Rape	20	7	9	0
Aggravated Assault	1,282	733	539	56
Simple Assault	2,916	1,483	1,086	146
Intimidation	256	93	71	7
Stalking	22	15	16	0
<b>Crimes Against Property</b>				
Arson	10	4	4	0
Bribery	3	2	1	0
Burglary	2,279	246	149	44
Counterfeiting/Forgery	272	52	71	0
Destruction/Damage/Vandalism	4,071	447	185	36
Embezzlement	127	53	31	5
Extortion/Blackmail	4	2	3	1
Fraud - False Pretenses	226	45	19	0
Fraud - Credit Card/ATM	235	36	9	0
Fraud - Impersonation	151	49	57	1
Fraud - Welfare	2	0	0	0
Fraud - Wire	20	0	0	0
Motor Vehicle Theft	1,120	189	99	16
Robbery	536	94	603	94
Stolen Property Offenses	34	30	27	0
Theft - Pocket-picking	40	5	1	0
Theft - Purse Snatching	45	9	0	0
Theft - Shoplifting	1,214	608	478	69
Theft From Building	925	66	30	3
Theft From Coin Machine	91	11	2	3
Theft From Motor Vehicle	2,162	91	33	8
Theft of Motor Vehicle Parts	1,034	32	14	0
Theft - All Other Larceny	3,470	357	228	8
<b>Crimes Against Society</b>				
Drug/Narcotic Violations	1,470	1,193	1,126	95
Drug/Narcotic Equipment Violations	502	463	191	1
Gambling - Betting/Wagering	1	1	12	0
Gambling - Operating/Promoting	10	8	12	4
Gambling - Equipment Violations	18	16	2	0
Gambling - Sports Tampering	0	0	0	0
Pornography/Obscene Material	1	0	0	0
Prostitution	58	56	58	0
Prostitution Assisting/Promoting	5	5	3	0
Weapon Law Violations	180	163	72	13
<b>Total Group A Offenses</b>	<b>25,093</b>	<b>6,728</b>	<b>5,287</b>	<b>620</b>



# Church Hill Public Safety - 2006

**2005 Population Estimate** 6,370

## Offense Overview

Offense Total 521  
Number Cleared 257  
Percent Cleared 49.33 %

Group A Crimes per 100,000 population 8,179.0

## Arrest Overview

Total Arrests 216  
Adult Arrests 184  
Juvenile Arrests 32  
Unknown Age 0

Arrests per 100,000 population 3,390.9

Average number offenses/incident 1.29

## Domestic Violence Victims

Offense	Total	Arrests
Murder	1	1
Aggravated Assault	8	5
Simple Assault	48	34
Intimidation	7	2
Stalking	0	0
Forcible Rape	0	0
Forcible Sodomy	0	0
Sexual Assault W/Object	0	0
Forcible Fondling	0	0
Incest	0	0
Statutory Rape	0	0
Kidnaping/Abduction	0	0
<b>Total</b>	<b>64</b>	<b>42</b>

## TIBRS Group B Arrests

Offense	Adult	Juvenile
Bad Checks	0	0
Curfew/Vagrancy	0	0
Disorderly Conduct	3	0
DUI	19	0
Drunkenness	26	0
Family-Non Violent	2	0
Liquor Law Violations	3	9
Peeping Tom	0	0
Runaway	0	0
Trespass	5	0
All Other Offenses	12	9
<b>Total Group B</b>	<b>70</b>	<b>18</b>

TIBRS Group A Offenses	Offenses		Arrests	
	Reported	Cleared	Adult	Juvenile
<b>Crimes Against Persons</b>				
Murder	1	1	1	0
Negligent Manslaughter	0	0	0	0
Kidnaping/Abduction	0	0	0	0
Forcible Rape	0	0	0	0
Forcible Sodomy	0	0	0	0
Sexual Assault W/Object	0	0	0	0
Forcible Fondling	2	2	1	1
Incest	0	0	0	0
Statutory Rape	4	4	2	0
Aggravated Assault	19	15	9	0
Simple Assault	68	37	34	1
Intimidation	13	5	3	0
Stalking	0	0	0	0
<b>Crimes Against Property</b>				
Arson	0	0	0	0
Bribery	0	0	0	0
Burglary	32	7	3	1
Counterfeiting/Forgery	53	29	11	0
Destruction/Damage/Vandalism	53	10	2	4
Embezzlement	5	2	1	0
Extortion/Blackmail	0	0	0	0
Fraud - False Pretenses	57	30	4	0
Fraud - Credit Card/ATM	53	49	4	0
Fraud - Impersonation	11	4	2	1
Fraud - Welfare	0	0	0	0
Fraud - Wire	2	2	1	0
Motor Vehicle Theft	9	1	0	0
Robbery	0	0	0	0
Stolen Property Offenses	2	2	2	0
Theft - Pocket-picking	0	0	0	0
Theft - Purse Snatching	0	0	0	0
Theft - Shoplifting	14	10	5	1
Theft From Building	31	8	3	1
Theft From Coin Machine	2	0	0	0
Theft From Motor Vehicle	23	1	0	0
Theft of Motor Vehicle Parts	7	2	3	0
Theft - All Other Larceny	28	5	6	1
<b>Crimes Against Society</b>				
Drug/Narcotic Violations	24	23	16	3
Drug/Narcotic Equipment Violations	7	7	1	0
Gambling - Betting/Wagering	0	0	0	0
Gambling - Operating/Promoting	0	0	0	0
Gambling - Equipment Violations	0	0	0	0
Gambling - Sports Tampering	0	0	0	0
Pornography/Obscene Material	0	0	0	0
Prostitution	0	0	0	0
Prostitution Assisting/Promoting	0	0	0	0
Weapon Law Violations	1	1	0	0
<b>Total Group A Offenses</b>	<b>521</b>	<b>257</b>	<b>114</b>	<b>14</b>



# Clarksburg Police Department - 2006

**2005 Population Estimate** 375

## Offense Overview

Offense Total 4  
 Number Cleared 1  
 Percent Cleared 25.00 %  
 Group A Crimes per 100,000 population 1,066.7

## Arrest Overview

Total Arrests 14  
 Adult Arrests 13  
 Juvenile Arrests 1  
 Unknown Age 0  
 Arrests per 100,000 population 3,733.3  
 Average number offenses/incident 1.00

## Domestic Violence Victims

Offense	Total	Arrests
Murder	0	0
Aggravated Assault	0	0
Simple Assault	0	0
Intimidation	0	0
Stalking	0	0
Forcible Rape	0	0
Forcible Sodomy	0	0
Sexual Assault W/Object	0	0
Forcible Fondling	0	0
Incest	0	0
Statutory Rape	0	0
Kidnaping/Abduction	0	0
<b>Total</b>	<b>0</b>	<b>0</b>

## TIBRS Group B Arrests

Offense	Adult	Juvenile
Bad Checks	0	0
Curfew/Vagrancy	0	0
Disorderly Conduct	0	0
DUI	0	0
Drunkenness	0	0
Family-Non Violent	0	0
Liquor Law Violations	7	0
Peeping Tom	0	0
Runaway	0	0
Trespass	0	0
All Other Offenses	6	0
<b>Total Group B</b>	<b>13</b>	<b>0</b>

TIBRS Group A Offenses	Offenses		Arrests	
	Reported	Cleared	Adult	Juvenile
<b>Crimes Against Persons</b>				
Murder	0	0	0	0
Negligent Manslaughter	0	0	0	0
Kidnaping/Abduction	0	0	0	0
Forcible Rape	0	0	0	0
Forcible Sodomy	0	0	0	0
Sexual Assault W/Object	0	0	0	0
Forcible Fondling	0	0	0	0
Incest	0	0	0	0
Statutory Rape	0	0	0	0
Aggravated Assault	0	0	0	0
Simple Assault	0	0	0	0
Intimidation	0	0	0	0
Stalking	0	0	0	0
<b>Crimes Against Property</b>				
Arson	0	0	0	0
Bribery	0	0	0	0
Burglary	1	0	0	0
Counterfeiting/Forgery	0	0	0	0
Destruction/Damage/Vandalism	0	0	0	0
Embezzlement	0	0	0	0
Extortion/Blackmail	0	0	0	0
Fraud - False Pretenses	0	0	0	0
Fraud - Credit Card/ATM	0	0	0	0
Fraud - Impersonation	0	0	0	0
Fraud - Welfare	0	0	0	0
Fraud - Wire	0	0	0	0
Motor Vehicle Theft	0	0	0	0
Robbery	0	0	0	0
Stolen Property Offenses	0	0	0	0
Theft - Pocket-picking	0	0	0	0
Theft - Purse Snatching	0	0	0	0
Theft - Shoplifting	0	0	0	0
Theft From Building	2	1	0	1
Theft From Coin Machine	0	0	0	0
Theft From Motor Vehicle	0	0	0	0
Theft of Motor Vehicle Parts	0	0	0	0
Theft - All Other Larceny	1	0	0	0
<b>Crimes Against Society</b>				
Drug/Narcotic Violations	0	0	0	0
Drug/Narcotic Equipment Violations	0	0	0	0
Gambling - Betting/Wagering	0	0	0	0
Gambling - Operating/Promoting	0	0	0	0
Gambling - Equipment Violations	0	0	0	0
Gambling - Sports Tampering	0	0	0	0
Pornography/Obscene Material	0	0	0	0
Prostitution	0	0	0	0
Prostitution Assisting/Promoting	0	0	0	0
Weapon Law Violations	0	0	0	0
<b>Total Group A Offenses</b>	<b>4</b>	<b>1</b>	<b>0</b>	<b>1</b>



# Clarksville Police Department - 2006

**2005 Population Estimate** 112,878

## Offense Overview

Offense Total 12,669  
Number Cleared 4,525  
Percent Cleared 35.72 %

Group A Crimes per 100,000 population 11,223.6

## Arrest Overview

Total Arrests 5,463  
Adult Arrests 4,987  
Juvenile Arrests 476  
Unknown Age 0

Arrests per 100,000 population 4,839.7

Average number offenses/incident 1.12

## Domestic Violence Victims

Offense	Total	Arrests
Murder	1	0
Aggravated Assault	252	183
Simple Assault	1,451	876
Intimidation	25	2
Stalking	15	3
Forcible Rape	11	2
Forcible Sodomy	3	2
Sexual Assault W/Object	3	1
Forcible Fondling	14	2
Incest	0	0
Statutory Rape	4	1
Kidnaping/Abduction	6	3
<b>Total</b>	<b>1,785</b>	<b>1,075</b>

## TIBRS Group B Arrests

Offense	Adult	Juvenile
Bad Checks	0	0
Curfew/Vagrancy	0	3
Disorderly Conduct	78	4
DUI	485	4
Drunkenness	289	3
Family-Non Violent	13	1
Liquor Law Violations	68	35
Peeping Tom	0	0
Runaway	0	1
Trespass	36	3
All Other Offenses	513	38
<b>Total Group B</b>	<b>1,482</b>	<b>92</b>

TIBRS Group A Offenses	Offenses		Arrests	
	Reported	Cleared	Adult	Juvenile
<b>Crimes Against Persons</b>				
Murder	6	4	11	1
Negligent Manslaughter	0	0	0	0
Kidnaping/Abduction	26	10	12	1
Forcible Rape	50	14	11	0
Forcible Sodomy	8	3	0	3
Sexual Assault W/Object	11	5	2	0
Forcible Fondling	37	13	9	0
Incest	0	0	0	0
Statutory Rape	16	6	3	0
Aggravated Assault	778	460	342	43
Simple Assault	2,250	1,008	886	72
Intimidation	328	12	8	0
Stalking	33	6	3	0
<b>Crimes Against Property</b>				
Arson	21	3	3	3
Bribery	4	3	3	0
Burglary	1,374	229	173	88
Counterfeiting/Forgery	421	151	75	3
Destruction/Damage/Vandalism	1,475	133	67	8
Embezzlement	87	28	12	1
Extortion/Blackmail	2	2	3	0
Fraud - False Pretenses	219	19	11	0
Fraud - Credit Card/ATM	591	132	29	0
Fraud - Impersonation	227	141	125	5
Fraud - Welfare	0	0	0	0
Fraud - Wire	0	0	0	0
Motor Vehicle Theft	276	49	32	7
Robbery	196	68	67	11
Stolen Property Offenses	11	9	9	1
Theft - Pocket-picking	3	0	0	0
Theft - Purse Snatching	1	1	0	1
Theft - Shoplifting	482	299	306	34
Theft From Building	668	77	68	6
Theft From Coin Machine	5	0	0	0
Theft From Motor Vehicle	552	77	53	14
Theft of Motor Vehicle Parts	196	15	10	1
Theft - All Other Larceny	760	51	37	5
<b>Crimes Against Society</b>				
Drug/Narcotic Violations	829	799	794	61
Drug/Narcotic Equipment Violations	584	567	273	7
Gambling - Betting/Wagering	2	2	1	2
Gambling - Operating/Promoting	0	0	0	0
Gambling - Equipment Violations	0	0	0	0
Gambling - Sports Tampering	0	0	0	0
Pornography/Obscene Material	6	4	3	0
Prostitution	0	0	0	0
Prostitution Assisting/Promoting	1	0	0	0
Weapon Law Violations	133	125	64	6
<b>Total Group A Offenses</b>	<b>12,669</b>	<b>4,525</b>	<b>3,505</b>	<b>384</b>



**2005 Population Estimate**                      **38,186**

**Offense Overview**

Offense Total                                      4,848  
 Number Cleared                                1,202  
 Percent Cleared                                24.79 %  
 Group A Crimes per 100,000  
 population                                      12,695.8

**Arrest Overview**

Total Arrests                                    2,971  
 Adult Arrests                                    2,803  
 Juvenile Arrests                                168  
 Unknown Age                                    0  
 Arrests per 100,000 population            7,780.3  
 Average number offenses/incident        1.13

**Domestic Violence Victims**

Offense	Total	Arrests
Murder	1	0
Aggravated Assault	155	74
Simple Assault	297	125
Intimidation	79	2
Stalking	1	0
Forcible Rape	7	0
Forcible Sodomy	2	0
Sexual Assault W/Object	2	0
Forcible Fondling	8	0
Incest	0	0
Statutory Rape	5	0
Kidnaping/Abduction	7	3
<b>Total</b>	<b>564</b>	<b>204</b>

**TIBRS Group B Arrests**

Offense	Adult	Juvenile
Bad Checks	0	0
Curfew/Vagrancy	0	0
Disorderly Conduct	75	24
DUI	276	1
Drunkenness	324	2
Family-Non Violent	3	0
Liquor Law Violations	69	12
Peeping Tom	0	0
Runaway	0	1
Trespass	60	10
All Other Offenses	1,125	14
<b>Total Group B</b>	<b>1,932</b>	<b>64</b>

TIBRS Group A Offenses	Offenses		Arrests	
	Reported	Cleared	Adult	Juvenile
<b>Crimes Against Persons</b>				
Murder	1	0	0	0
Negligent Manslaughter	0	0	0	0
Kidnaping/Abduction	9	5	3	0
Forcible Rape	26	4	1	0
Forcible Sodomy	4	1	1	0
Sexual Assault W/Object	5	0	0	0
Forcible Fondling	28	9	3	1
Incest	0	0	0	0
Statutory Rape	6	1	0	0
Aggravated Assault	301	141	100	9
Simple Assault	488	181	138	12
Intimidation	252	7	3	1
Stalking	10	3	2	0
<b>Crimes Against Property</b>				
Arson	10	1	0	4
Bribery	0	0	0	0
Burglary	465	42	26	0
Counterfeiting/Forgery	126	26	17	1
Destruction/Damage/Vandalism	658	51	9	21
Embezzlement	44	12	11	0
Extortion/Blackmail	2	1	1	0
Fraud - False Pretenses	195	42	27	0
Fraud - Credit Card/ATM	53	7	4	0
Fraud - Impersonation	52	26	25	0
Fraud - Welfare	1	0	0	0
Fraud - Wire	15	1	1	0
Motor Vehicle Theft	139	25	10	2
Robbery	34	9	6	0
Stolen Property Offenses	4	1	1	0
Theft - Pocket-picking	0	0	0	0
Theft - Purse Snatching	2	1	1	0
Theft - Shoplifting	245	156	164	23
Theft From Building	352	47	17	11
Theft From Coin Machine	19	1	1	0
Theft From Motor Vehicle	303	13	13	1
Theft of Motor Vehicle Parts	201	8	5	0
Theft - All Other Larceny	422	12	10	1
<b>Crimes Against Society</b>				
Drug/Narcotic Violations	206	203	208	13
Drug/Narcotic Equipment Violations	133	132	48	2
Gambling - Betting/Wagering	0	0	0	0
Gambling - Operating/Promoting	0	0	0	0
Gambling - Equipment Violations	0	0	0	0
Gambling - Sports Tampering	0	0	0	0
Pornography/Obscene Material	3	1	0	0
Prostitution	1	1	0	0
Prostitution Assisting/Promoting	0	0	0	0
Weapon Law Violations	33	31	15	2
<b>Total Group A Offenses</b>	<b>4,848</b>	<b>1,202</b>	<b>871</b>	<b>104</b>



# Clifton Police Department - 2006

2005 Population Estimate 2,679

## Offense Overview

Offense Total 72  
Number Cleared 35  
Percent Cleared 48.61 %

Group A Crimes per 100,000 population 2,687.6

## Arrest Overview

Total Arrests 51  
Adult Arrests 50  
Juvenile Arrests 1  
Unknown Age 0

Arrests per 100,000 population 1,903.7

Average number offenses/incident 1.07

## Domestic Violence Victims

Offense	Total	Arrests
Murder	0	0
Aggravated Assault	4	4
Simple Assault	1	0
Intimidation	0	0
Stalking	0	0
Forcible Rape	0	0
Forcible Sodomy	0	0
Sexual Assault W/Object	0	0
Forcible Fondling	0	0
Incest	0	0
Statutory Rape	0	0
Kidnaping/Abduction	0	0
<b>Total</b>	<b>5</b>	<b>4</b>

## TIBRS Group B Arrests

Offense	Adult	Juvenile
Bad Checks	0	0
Curfew/Vagrancy	0	0
Disorderly Conduct	2	1
DUI	4	0
Drunkenness	6	0
Family-Non Violent	1	0
Liquor Law Violations	4	0
Peeping Tom	0	0
Runaway	0	0
Trespass	0	0
All Other Offenses	1	0
<b>Total Group B</b>	<b>18</b>	<b>1</b>

TIBRS Group A Offenses	Offenses		Arrests	
	Reported	Cleared	Adult	Juvenile
<b>Crimes Against Persons</b>				
Murder	0	0	0	0
Negligent Manslaughter	0	0	0	0
Kidnaping/Abduction	0	0	0	0
Forcible Rape	0	0	0	0
Forcible Sodomy	0	0	0	0
Sexual Assault W/Object	0	0	0	0
Forcible Fondling	0	0	0	0
Incest	0	0	0	0
Statutory Rape	0	0	0	0
Aggravated Assault	4	4	5	0
Simple Assault	1	1	0	0
Intimidation	5	2	2	0
Stalking	0	0	0	0
<b>Crimes Against Property</b>				
Arson	0	0	0	0
Bribery	0	0	0	0
Burglary	10	1	1	0
Counterfeiting/Forgery	2	0	0	0
Destruction/Damage/Vandalism	13	2	1	0
Embezzlement	0	0	0	0
Extortion/Blackmail	0	0	0	0
Fraud - False Pretenses	3	3	3	0
Fraud - Credit Card/ATM	0	0	0	0
Fraud - Impersonation	1	0	0	0
Fraud - Welfare	0	0	0	0
Fraud - Wire	0	0	0	0
Motor Vehicle Theft	2	1	1	0
Robbery	0	0	0	0
Stolen Property Offenses	0	0	0	0
Theft - Pocket-picking	0	0	0	0
Theft - Purse Snatching	0	0	0	0
Theft - Shoplifting	0	0	0	0
Theft From Building	5	0	0	0
Theft From Coin Machine	0	0	0	0
Theft From Motor Vehicle	0	0	0	0
Theft of Motor Vehicle Parts	0	0	0	0
Theft - All Other Larceny	5	0	0	0
<b>Crimes Against Society</b>				
Drug/Narcotic Violations	18	18	19	0
Drug/Narcotic Equipment Violations	1	1	0	0
Gambling - Betting/Wagering	0	0	0	0
Gambling - Operating/Promoting	0	0	0	0
Gambling - Equipment Violations	0	0	0	0
Gambling - Sports Tampering	0	0	0	0
Pornography/Obscene Material	0	0	0	0
Prostitution	0	0	0	0
Prostitution Assisting/Promoting	0	0	0	0
Weapon Law Violations	2	2	0	0
<b>Total Group A Offenses</b>	<b>72</b>	<b>35</b>	<b>32</b>	<b>0</b>



# Clinton Police Department - 2006

**2005 Population Estimate**                      **9,381**

**Offense Overview**

Offense Total                                      1,173

Number Cleared                                  537

Percent Cleared                                  45.78 %

Group A Crimes per 100,000  
population                                      12,504.0

**Arrest Overview**

Total Arrests                                      607

Adult Arrests                                      515

Juvenile Arrests                                  92

Unknown Age                                      0

Arrests per 100,000 population              6,470.5

Average number offenses/incident           1.18

**Domestic Violence Victims**

Offense	Total	Arrests
Murder	0	0
Aggravated Assault	12	7
Simple Assault	64	22
Intimidation	19	0
Stalking	0	0
Forcible Rape	0	0
Forcible Sodomy	1	1
Sexual Assault W/Object	0	0
Forcible Fondling	0	0
Incest	0	0
Statutory Rape	0	0
Kidnaping/Abduction	3	2
<b>Total</b>	<b>99</b>	<b>32</b>

**TIBRS Group B Arrests**

Offense	Adult	Juvenile
Bad Checks	0	0
Curfew/Vagrancy	0	0
Disorderly Conduct	4	25
DUI	37	0
Drunkenness	70	1
Family-Non Violent	0	0
Liquor Law Violations	8	3
Peeping Tom	0	0
Runaway	0	4
Trespass	15	4
All Other Offenses	47	4
<b>Total Group B</b>	<b>181</b>	<b>41</b>

TIBRS Group A Offenses	Offenses		Arrests	
	Reported	Cleared	Adult	Juvenile
<b>Crimes Against Persons</b>				
Murder	0	0	0	0
Negligent Manslaughter	0	0	0	0
Kidnaping/Abduction	7	4	2	0
Forcible Rape	0	0	0	0
Forcible Sodomy	1	1	1	0
Sexual Assault W/Object	0	0	0	0
Forcible Fondling	2	1	0	2
Incest	0	0	0	0
Statutory Rape	0	0	0	0
Aggravated Assault	36	27	15	1
Simple Assault	143	87	28	15
Intimidation	58	3	1	0
Stalking	1	0	0	0
<b>Crimes Against Property</b>				
Arson	7	2	1	0
Bribery	0	0	0	0
Burglary	79	15	15	1
Counterfeiting/Forgery	62	16	6	0
Destruction/Damage/Vandalism	102	26	11	7
Embezzlement	22	9	7	0
Extortion/Blackmail	0	0	0	0
Fraud - False Pretenses	70	19	9	0
Fraud - Credit Card/ATM	19	0	0	0
Fraud - Impersonation	16	16	9	0
Fraud - Welfare	0	0	0	0
Fraud - Wire	0	0	0	0
Motor Vehicle Theft	19	1	2	0
Robbery	9	4	3	0
Stolen Property Offenses	8	8	3	0
Theft - Pocket-picking	1	0	0	0
Theft - Purse Snatching	2	0	0	0
Theft - Shoplifting	64	45	49	0
Theft From Building	78	14	1	8
Theft From Coin Machine	15	1	1	0
Theft From Motor Vehicle	49	2	1	1
Theft of Motor Vehicle Parts	21	1	1	0
Theft - All Other Larceny	57	11	8	1
<b>Crimes Against Society</b>				
Drug/Narcotic Violations	118	117	118	11
Drug/Narcotic Equipment Violations	95	95	37	1
Gambling - Betting/Wagering	0	0	0	0
Gambling - Operating/Promoting	0	0	0	0
Gambling - Equipment Violations	0	0	0	0
Gambling - Sports Tampering	0	0	0	0
Pornography/Obscene Material	0	0	0	0
Prostitution	0	0	0	0
Prostitution Assisting/Promoting	0	0	0	0
Weapon Law Violations	12	12	5	3
<b>Total Group A Offenses</b>	<b>1,173</b>	<b>537</b>	<b>334</b>	<b>51</b>





# Collegedale Police Department - 2006

**2005 Population Estimate** 7,215

## Offense Overview

Offense Total 491  
Number Cleared 179  
Percent Cleared 36.46 %

Group A Crimes per 100,000 population 6,805.3

## Arrest Overview

Total Arrests 399  
Adult Arrests 369  
Juvenile Arrests 30  
Unknown Age 0

Arrests per 100,000 population 5,530.1

Average number offenses/incident 1.16

## Domestic Violence Victims

Offense	Total	Arrests
Murder	0	0
Aggravated Assault	0	0
Simple Assault	24	14
Intimidation	4	0
Stalking	0	0
Forcible Rape	0	0
Forcible Sodomy	0	0
Sexual Assault W/Object	0	0
Forcible Fondling	0	0
Incest	0	0
Statutory Rape	1	0
Kidnaping/Abduction	0	0
<b>Total</b>	<b>29</b>	<b>14</b>

## TIBRS Group B Arrests

Offense	Adult	Juvenile
Bad Checks	4	0
Curfew/Vagrancy	0	0
Disorderly Conduct	0	0
DUI	43	1
Drunkenness	0	5
Family-Non Violent	0	0
Liquor Law Violations	17	3
Peeping Tom	0	0
Runaway	0	2
Trespass	4	0
All Other Offenses	168	3
<b>Total Group B</b>	<b>236</b>	<b>14</b>

TIBRS Group A Offenses	Offenses		Arrests	
	Reported	Cleared	Adult	Juvenile
<b>Crimes Against Persons</b>				
Murder	0	0	0	0
Negligent Manslaughter	0	0	0	0
Kidnaping/Abduction	0	0	0	0
Forcible Rape	3	0	0	0
Forcible Sodomy	1	0	0	0
Sexual Assault W/Object	0	0	0	0
Forcible Fondling	2	0	0	0
Incest	0	0	0	0
Statutory Rape	2	0	0	0
Aggravated Assault	3	2	1	0
Simple Assault	49	27	22	2
Intimidation	19	5	5	0
Stalking	0	0	0	0
<b>Crimes Against Property</b>				
Arson	0	0	0	0
Bribery	0	0	0	0
Burglary	42	2	2	0
Counterfeiting/Forgery	12	2	1	0
Destruction/Damage/Vandalism	19	4	3	1
Embezzlement	4	4	4	0
Extortion/Blackmail	0	0	0	0
Fraud - False Pretenses	18	3	2	0
Fraud - Credit Card/ATM	9	2	1	0
Fraud - Impersonation	14	12	7	2
Fraud - Welfare	0	0	0	0
Fraud - Wire	1	0	0	0
Motor Vehicle Theft	4	1	2	0
Robbery	2	1	1	0
Stolen Property Offenses	3	3	2	0
Theft - Pocket-picking	0	0	0	0
Theft - Purse Snatching	0	0	0	0
Theft - Shoplifting	2	1	1	0
Theft From Building	51	3	3	0
Theft From Coin Machine	7	1	0	0
Theft From Motor Vehicle	34	0	0	0
Theft of Motor Vehicle Parts	4	1	1	0
Theft - All Other Larceny	78	2	2	0
<b>Crimes Against Society</b>				
Drug/Narcotic Violations	57	54	54	11
Drug/Narcotic Equipment Violations	43	42	15	0
Gambling - Betting/Wagering	0	0	0	0
Gambling - Operating/Promoting	0	0	0	0
Gambling - Equipment Violations	0	0	0	0
Gambling - Sports Tampering	0	0	0	0
Pornography/Obscene Material	0	0	0	0
Prostitution	0	0	0	0
Prostitution Assisting/Promoting	0	0	0	0
Weapon Law Violations	8	7	4	0
<b>Total Group A Offenses</b>	<b>491</b>	<b>179</b>	<b>133</b>	<b>16</b>



# Collierville Police Department - 2006

**2005 Population Estimate** 41,923

## Offense Overview

Offense Total 2,196  
Number Cleared 1,241  
Percent Cleared 56.51 %

Group A Crimes per 100,000 population 5,238.2

## Arrest Overview

Total Arrests 2,044  
Adult Arrests 1,557  
Juvenile Arrests 487  
Unknown Age 0

Arrests per 100,000 population 4,875.6

Average number offenses/incident 1.09

## Domestic Violence Victims

Offense	Total	Arrests
Murder	0	0
Aggravated Assault	13	7
Simple Assault	129	79
Intimidation	19	6
Stalking	2	1
Forcible Rape	0	0
Forcible Sodomy	0	0
Sexual Assault W/Object	0	0
Forcible Fondling	2	1
Incest	0	0
Statutory Rape	0	0
Kidnaping/Abduction	0	0
<b>Total</b>	<b>165</b>	<b>94</b>

## TIBRS Group B Arrests

Offense	Adult	Juvenile
Bad Checks	7	0
Curfew/Vagrancy	0	143
Disorderly Conduct	14	6
DUI	124	9
Drunkenness	87	16
Family-Non Violent	0	0
Liquor Law Violations	45	79
Peeping Tom	0	0
Runaway	0	3
Trespass	3	16
All Other Offenses	531	11
<b>Total Group B</b>	<b>811</b>	<b>283</b>

TIBRS Group A Offenses	Offenses		Arrests	
	Reported	Cleared	Adult	Juvenile
<b>Crimes Against Persons</b>				
Murder	0	0	0	0
Negligent Manslaughter	0	0	0	0
Kidnaping/Abduction	0	0	0	0
Forcible Rape	4	2	2	0
Forcible Sodomy	0	0	0	0
Sexual Assault W/Object	0	0	0	0
Forcible Fondling	15	12	5	2
Incest	0	0	0	0
Statutory Rape	2	2	0	0
Aggravated Assault	35	28	12	5
Simple Assault	217	207	75	40
Intimidation	72	57	13	3
Stalking	4	3	2	0
<b>Crimes Against Property</b>				
Arson	4	1	1	0
Bribery	0	0	0	0
Burglary	113	26	7	10
Counterfeiting/Forgery	70	42	36	0
Destruction/Damage/Vandalism	353	143	118	20
Embezzlement	117	94	73	8
Extortion/Blackmail	0	0	0	0
Fraud - False Pretenses	38	14	7	0
Fraud - Credit Card/ATM	26	4	3	0
Fraud - Impersonation	51	26	17	4
Fraud - Welfare	0	0	0	0
Fraud - Wire	0	0	0	0
Motor Vehicle Theft	54	12	9	2
Robbery	23	4	4	1
Stolen Property Offenses	9	8	7	0
Theft - Pocket-picking	4	1	0	0
Theft - Purse Snatching	0	0	0	0
Theft - Shoplifting	143	113	84	43
Theft From Building	144	43	14	7
Theft From Coin Machine	3	0	0	0
Theft From Motor Vehicle	146	11	10	0
Theft of Motor Vehicle Parts	56	6	1	1
Theft - All Other Larceny	136	41	9	1
<b>Crimes Against Society</b>				
Drug/Narcotic Violations	237	221	201	41
Drug/Narcotic Equipment Violations	93	93	23	6
Gambling - Betting/Wagering	0	0	0	0
Gambling - Operating/Promoting	0	0	0	0
Gambling - Equipment Violations	0	0	0	0
Gambling - Sports Tampering	0	0	0	0
Pornography/Obscene Material	0	0	0	0
Prostitution	0	0	0	0
Prostitution Assisting/Promoting	0	0	0	0
Weapon Law Violations	27	27	13	10
<b>Total Group A Offenses</b>	<b>2,196</b>	<b>1,241</b>	<b>746</b>	<b>204</b>



# Collinwood Police Department - 2006

2005 Population Estimate 1,045

## Offense Overview

Offense Total 36  
Number Cleared 16  
Percent Cleared 44.44 %

Group A Crimes per 100,000 population 3,445.0

## Arrest Overview

Total Arrests 26  
Adult Arrests 26  
Juvenile Arrests 0  
Unknown Age 0

Arrests per 100,000 population 2,488.0

Average number offenses/incident 1.13

## Domestic Violence Victims

Offense	Total	Arrests
Murder	0	0
Aggravated Assault	0	0
Simple Assault	1	1
Intimidation	0	0
Stalking	0	0
Forcible Rape	0	0
Forcible Sodomy	0	0
Sexual Assault W/Object	0	0
Forcible Fondling	0	0
Incest	0	0
Statutory Rape	0	0
Kidnaping/Abduction	0	0
<b>Total</b>	<b>1</b>	<b>1</b>

## TIBRS Group B Arrests

Offense	Adult	Juvenile
Bad Checks	0	0
Curfew/Vagrancy	0	0
Disorderly Conduct	2	0
DUI	4	0
Drunkenness	4	0
Family-Non Violent	0	0
Liquor Law Violations	0	0
Peeping Tom	0	0
Runaway	0	0
Trespass	0	0
All Other Offenses	2	0
<b>Total Group B</b>	<b>12</b>	<b>0</b>

TIBRS Group A Offenses	Offenses		Arrests	
	Reported	Cleared	Adult	Juvenile
<b>Crimes Against Persons</b>				
Murder	0	0	0	0
Negligent Manslaughter	0	0	0	0
Kidnaping/Abduction	0	0	0	0
Forcible Rape	0	0	0	0
Forcible Sodomy	0	0	0	0
Sexual Assault W/Object	0	0	0	0
Forcible Fondling	0	0	0	0
Incest	0	0	0	0
Statutory Rape	0	0	0	0
Aggravated Assault	0	0	0	0
Simple Assault	5	1	1	0
Intimidation	3	0	0	0
Stalking	0	0	0	0
<b>Crimes Against Property</b>				
Arson	0	0	0	0
Bribery	0	0	0	0
Burglary	5	0	0	0
Counterfeiting/Forgery	2	1	1	0
Destruction/Damage/Vandalism	3	0	0	0
Embezzlement	0	0	0	0
Extortion/Blackmail	0	0	0	0
Fraud - False Pretenses	0	0	0	0
Fraud - Credit Card/ATM	0	0	0	0
Fraud - Impersonation	0	0	0	0
Fraud - Welfare	0	0	0	0
Fraud - Wire	0	0	0	0
Motor Vehicle Theft	1	1	1	0
Robbery	0	0	0	0
Stolen Property Offenses	0	0	0	0
Theft - Pocket-picking	0	0	0	0
Theft - Purse Snatching	0	0	0	0
Theft - Shoplifting	2	2	2	0
Theft From Building	0	0	0	0
Theft From Coin Machine	0	0	0	0
Theft From Motor Vehicle	0	0	0	0
Theft of Motor Vehicle Parts	0	0	0	0
Theft - All Other Larceny	3	1	1	0
<b>Crimes Against Society</b>				
Drug/Narcotic Violations	8	6	6	0
Drug/Narcotic Equipment Violations	3	3	1	0
Gambling - Betting/Wagering	0	0	0	0
Gambling - Operating/Promoting	0	0	0	0
Gambling - Equipment Violations	0	0	0	0
Gambling - Sports Tampering	0	0	0	0
Pornography/Obscene Material	0	0	0	0
Prostitution	0	0	0	0
Prostitution Assisting/Promoting	0	0	0	0
Weapon Law Violations	1	1	1	0
<b>Total Group A Offenses</b>	<b>36</b>	<b>16</b>	<b>14</b>	<b>0</b>



# Columbia Police Department - 2006

**2005 Population Estimate** 33,777

## Offense Overview

Offense Total 5,151  
 Number Cleared 1,728  
 Percent Cleared 33.55 %  
 Group A Crimes per 100,000 population 15,250.0

## Arrest Overview

Total Arrests 2,071  
 Adult Arrests 1,758  
 Juvenile Arrests 313  
 Unknown Age 0  
 Arrests per 100,000 population 6,131.4  
 Average number offenses/incident 1.25

## Domestic Violence Victims

Offense	Total	Arrests
Murder	0	0
Aggravated Assault	119	49
Simple Assault	793	165
Intimidation	150	4
Stalking	11	2
Forcible Rape	6	4
Forcible Sodomy	0	0
Sexual Assault W/Object	0	0
Forcible Fondling	11	3
Incest	0	0
Statutory Rape	2	1
Kidnaping/Abduction	4	3
<b>Total</b>	<b>1,096</b>	<b>231</b>

## TIBRS Group B Arrests

Offense	Adult	Juvenile
Bad Checks	1	0
Curfew/Vagrancy	1	52
Disorderly Conduct	21	2
DUI	162	0
Drunkenness	212	1
Family-Non Violent	9	0
Liquor Law Violations	69	14
Peeping Tom	0	0
Runaway	0	73
Trespass	12	0
All Other Offenses	125	10
<b>Total Group B</b>	<b>612</b>	<b>152</b>

TIBRS Group A Offenses	Offenses		Arrests	
	Reported	Cleared	Adult	Juvenile
<b>Crimes Against Persons</b>				
Murder	2	2	1	2
Negligent Manslaughter	0	0	0	0
Kidnaping/Abduction	15	12	7	3
Forcible Rape	18	10	4	3
Forcible Sodomy	1	1	0	0
Sexual Assault W/Object	0	0	0	0
Forcible Fondling	31	17	4	2
Incest	0	0	0	0
Statutory Rape	5	3	3	0
Aggravated Assault	323	172	82	9
Simple Assault	1,104	275	167	19
Intimidation	409	32	9	1
Stalking	25	10	5	0
<b>Crimes Against Property</b>				
Arson	6	0	0	0
Bribery	0	0	0	0
Burglary	409	85	52	27
Counterfeiting/Forgery	90	34	20	2
Destruction/Damage/Vandalism	375	39	4	5
Embezzlement	10	6	3	0
Extortion/Blackmail	1	0	0	0
Fraud - False Pretenses	124	26	15	1
Fraud - Credit Card/ATM	42	10	9	0
Fraud - Impersonation	66	44	27	7
Fraud - Welfare	0	0	0	0
Fraud - Wire	0	0	0	0
Motor Vehicle Theft	111	40	15	3
Robbery	40	19	14	0
Stolen Property Offenses	10	8	9	3
Theft - Pocket-picking	1	1	4	0
Theft - Purse Snatching	1	0	0	0
Theft - Shoplifting	166	92	81	29
Theft From Building	211	31	11	1
Theft From Coin Machine	15	2	2	0
Theft From Motor Vehicle	306	29	15	1
Theft of Motor Vehicle Parts	118	5	0	0
Theft - All Other Larceny	441	66	49	6
<b>Crimes Against Society</b>				
Drug/Narcotic Violations	416	402	415	30
Drug/Narcotic Equipment Violations	174	172	59	0
Gambling - Betting/Wagering	0	0	0	0
Gambling - Operating/Promoting	0	0	0	0
Gambling - Equipment Violations	0	0	0	0
Gambling - Sports Tampering	0	0	0	0
Pornography/Obscene Material	3	2	2	0
Prostitution	32	32	34	0
Prostitution Assisting/Promoting	0	0	0	0
Weapon Law Violations	50	49	24	7
<b>Total Group A Offenses</b>	<b>5,151</b>	<b>1,728</b>	<b>1,146</b>	<b>161</b>



# Cookeville Police Department - 2006

**2005 Population Estimate**                      **27,743**

**Offense Overview**

Offense Total                                      3,461  
 Number Cleared                                1,152  
 Percent Cleared                                33.29 %

Group A Crimes per 100,000  
 population                                      12,475.2

**Arrest Overview**

Total Arrests                                    2,647  
 Adult Arrests                                    2,407  
 Juvenile Arrests                                240  
 Unknown Age                                    0

Arrests per 100,000 population            9,541.1

Average number offenses/incident        1.16

**Domestic Violence Victims**

Offense	Total	Arrests
Murder	0	0
Aggravated Assault	16	10
Simple Assault	293	197
Intimidation	208	7
Stalking	3	1
Forcible Rape	3	1
Forcible Sodomy	1	0
Sexual Assault W/Object	0	0
Forcible Fondling	1	0
Incest	1	0
Statutory Rape	5	3
Kidnaping/Abduction	2	1
<b>Total</b>	<b>533</b>	<b>220</b>

**TIBRS Group B Arrests**

Offense	Adult	Juvenile
Bad Checks	1	0
Curfew/Vagrancy	0	49
Disorderly Conduct	69	6
DUI	237	0
Drunkenness	526	4
Family-Non Violent	1	0
Liquor Law Violations	259	43
Peeping Tom	0	0
Runaway	0	16
Trespass	9	6
All Other Offenses	392	31
<b>Total Group B</b>	<b>1,494</b>	<b>155</b>

TIBRS Group A Offenses	Offenses		Arrests	
	Reported	Cleared	Adult	Juvenile
<b>Crimes Against Persons</b>				
Murder	0	0	0	0
Negligent Manslaughter	0	0	0	0
Kidnaping/Abduction	4	2	1	0
Forcible Rape	19	4	2	0
Forcible Sodomy	1	1	0	0
Sexual Assault W/Object	0	0	0	0
Forcible Fondling	13	6	3	0
Incest	1	0	0	0
Statutory Rape	6	4	3	0
Aggravated Assault	86	46	28	2
Simple Assault	456	253	200	16
Intimidation	319	27	16	1
Stalking	8	1	1	0
<b>Crimes Against Property</b>				
Arson	1	0	0	0
Bribery	0	0	0	0
Burglary	255	22	19	4
Counterfeiting/Forgery	102	45	41	1
Destruction/Damage/Vandalism	469	43	16	4
Embezzlement	0	0	0	0
Extortion/Blackmail	0	0	0	0
Fraud - False Pretenses	77	23	13	2
Fraud - Credit Card/ATM	40	10	6	0
Fraud - Impersonation	46	33	20	4
Fraud - Welfare	0	0	0	0
Fraud - Wire	0	0	0	0
Motor Vehicle Theft	77	11	10	3
Robbery	30	10	12	0
Stolen Property Offenses	1	0	0	0
Theft - Pocket-picking	0	0	0	0
Theft - Purse Snatching	0	0	0	0
Theft - Shoplifting	156	110	114	19
Theft From Building	126	11	5	0
Theft From Coin Machine	5	0	0	0
Theft From Motor Vehicle	144	11	6	1
Theft of Motor Vehicle Parts	48	3	2	0
Theft - All Other Larceny	536	62	78	2
<b>Crimes Against Society</b>				
Drug/Narcotic Violations	275	264	252	25
Drug/Narcotic Equipment Violations	139	131	56	1
Gambling - Betting/Wagering	0	0	0	0
Gambling - Operating/Promoting	0	0	0	0
Gambling - Equipment Violations	0	0	0	0
Gambling - Sports Tampering	0	0	0	0
Pornography/Obscene Material	0	0	0	0
Prostitution	0	0	0	0
Prostitution Assisting/Promoting	0	0	0	0
Weapon Law Violations	21	19	9	0
<b>Total Group A Offenses</b>	<b>3,461</b>	<b>1,152</b>	<b>913</b>	<b>85</b>



# Coopertown Police Department - 2006

2005 Population Estimate 3,221

## Offense Overview

Offense Total 206  
Number Cleared 65  
Percent Cleared 31.55 %

Group A Crimes per 100,000 population 6,395.5

## Arrest Overview

Total Arrests 150  
Adult Arrests 143  
Juvenile Arrests 7  
Unknown Age 0

Arrests per 100,000 population 4,656.9

Average number offenses/incident 1.18

## Domestic Violence Victims

Offense	Total	Arrests
Murder	0	0
Aggravated Assault	3	1
Simple Assault	21	13
Intimidation	2	0
Stalking	0	0
Forcible Rape	0	0
Forcible Sodomy	0	0
Sexual Assault W/Object	0	0
Forcible Fondling	1	0
Incest	0	0
Statutory Rape	0	0
Kidnaping/Abduction	0	0
<b>Total</b>	<b>27</b>	<b>14</b>

## TIBRS Group B Arrests

Offense	Adult	Juvenile
Bad Checks	0	0
Curfew/Vagrancy	0	0
Disorderly Conduct	1	0
DUI	62	1
Drunkenness	4	0
Family-Non Violent	0	0
Liquor Law Violations	5	0
Peeping Tom	0	0
Runaway	0	0
Trespass	0	0
All Other Offenses	25	2
<b>Total Group B</b>	<b>97</b>	<b>3</b>

TIBRS Group A Offenses	Offenses		Arrests	
	Reported	Cleared	Adult	Juvenile
<b>Crimes Against Persons</b>				
Murder	0	0	0	0
Negligent Manslaughter	0	0	0	0
Kidnaping/Abduction	0	0	0	0
Forcible Rape	0	0	0	0
Forcible Sodomy	0	0	0	0
Sexual Assault W/Object	0	0	0	0
Forcible Fondling	1	1	0	0
Incest	0	0	0	0
Statutory Rape	0	0	0	0
Aggravated Assault	6	4	3	1
Simple Assault	35	20	13	1
Intimidation	14	0	0	0
Stalking	0	0	0	0
<b>Crimes Against Property</b>				
Arson	0	0	0	0
Bribery	0	0	0	0
Burglary	24	1	2	0
Counterfeiting/Forgery	1	1	1	0
Destruction/Damage/Vandalism	26	0	0	0
Embezzlement	0	0	0	0
Extortion/Blackmail	0	0	0	0
Fraud - False Pretenses	2	0	0	0
Fraud - Credit Card/ATM	1	0	0	0
Fraud - Impersonation	1	1	1	0
Fraud - Welfare	0	0	0	0
Fraud - Wire	0	0	0	0
Motor Vehicle Theft	7	1	0	0
Robbery	0	0	0	0
Stolen Property Offenses	0	0	0	0
Theft - Pocket-picking	0	0	0	0
Theft - Purse Snatching	0	0	0	0
Theft - Shoplifting	0	0	0	0
Theft From Building	18	0	0	0
Theft From Coin Machine	0	0	0	0
Theft From Motor Vehicle	4	0	0	0
Theft of Motor Vehicle Parts	2	0	0	0
Theft - All Other Larceny	21	2	0	2
<b>Crimes Against Society</b>				
Drug/Narcotic Violations	26	20	17	0
Drug/Narcotic Equipment Violations	13	10	6	0
Gambling - Betting/Wagering	0	0	0	0
Gambling - Operating/Promoting	0	0	0	0
Gambling - Equipment Violations	0	0	0	0
Gambling - Sports Tampering	0	0	0	0
Pornography/Obscene Material	0	0	0	0
Prostitution	0	0	0	0
Prostitution Assisting/Promoting	0	0	0	0
Weapon Law Violations	4	4	3	0
<b>Total Group A Offenses</b>	<b>206</b>	<b>65</b>	<b>46</b>	<b>4</b>



# Copperhill Police Department - 2006

**2005 Population Estimate**                      **482**

**Offense Overview**

Offense Total                                      80  
 Number Cleared                                53  
 Percent Cleared                                66.25 %  
 Group A Crimes per 100,000  
 population                                      16,597.5

**Arrest Overview**

Total Arrests                                    123  
 Adult Arrests                                    123  
 Juvenile Arrests                                0  
 Unknown Age                                    0  
 Arrests per 100,000 population            25,518.7  
 Average number offenses/incident        1.27

**Domestic Violence Victims**

Offense	Total	Arrests
Murder	0	0
Aggravated Assault	0	0
Simple Assault	5	5
Intimidation	0	0
Stalking	0	0
Forcible Rape	0	0
Forcible Sodomy	0	0
Sexual Assault W/Object	0	0
Forcible Fondling	0	0
Incest	0	0
Statutory Rape	0	0
Kidnaping/Abduction	0	0
<b>Total</b>	<b>5</b>	<b>5</b>

**TIBRS Group B Arrests**

Offense	Adult	Juvenile
Bad Checks	0	0
Curfew/Vagrancy	0	0
Disorderly Conduct	8	0
DUI	36	0
Drunkenness	15	0
Family-Non Violent	0	0
Liquor Law Violations	6	0
Peeping Tom	0	0
Runaway	0	0
Trespass	0	0
All Other Offenses	21	0
<b>Total Group B</b>	<b>86</b>	<b>0</b>

TIBRS Group A Offenses	Offenses		Arrests	
	Reported	Cleared	Adult	Juvenile
<b>Crimes Against Persons</b>				
Murder	0	0	0	0
Negligent Manslaughter	0	0	0	0
Kidnaping/Abduction	0	0	0	0
Forcible Rape	0	0	0	0
Forcible Sodomy	0	0	0	0
Sexual Assault W/Object	0	0	0	0
Forcible Fondling	0	0	0	0
Incest	0	0	0	0
Statutory Rape	0	0	0	0
Aggravated Assault	1	1	1	0
Simple Assault	11	7	7	0
Intimidation	1	0	0	0
Stalking	0	0	0	0
<b>Crimes Against Property</b>				
Arson	0	0	0	0
Bribery	0	0	0	0
Burglary	3	0	0	0
Counterfeiting/Forgery	0	0	0	0
Destruction/Damage/Vandalism	3	2	0	0
Embezzlement	0	0	0	0
Extortion/Blackmail	0	0	0	0
Fraud - False Pretenses	0	0	0	0
Fraud - Credit Card/ATM	0	0	0	0
Fraud - Impersonation	0	0	0	0
Fraud - Welfare	0	0	0	0
Fraud - Wire	0	0	0	0
Motor Vehicle Theft	5	2	1	0
Robbery	0	0	0	0
Stolen Property Offenses	0	0	0	0
Theft - Pocket-picking	0	0	0	0
Theft - Purse Snatching	0	0	0	0
Theft - Shoplifting	3	1	1	0
Theft From Building	2	0	0	0
Theft From Coin Machine	1	0	0	0
Theft From Motor Vehicle	5	0	0	0
Theft of Motor Vehicle Parts	1	0	0	0
Theft - All Other Larceny	4	0	0	0
<b>Crimes Against Society</b>				
Drug/Narcotic Violations	28	28	26	0
Drug/Narcotic Equipment Violations	12	12	1	0
Gambling - Betting/Wagering	0	0	0	0
Gambling - Operating/Promoting	0	0	0	0
Gambling - Equipment Violations	0	0	0	0
Gambling - Sports Tampering	0	0	0	0
Pornography/Obscene Material	0	0	0	0
Prostitution	0	0	0	0
Prostitution Assisting/Promoting	0	0	0	0
Weapon Law Violations	0	0	0	0
<b>Total Group A Offenses</b>	<b>80</b>	<b>53</b>	<b>37</b>	<b>0</b>



# Cornersville Police Department - 2006

**2005 Population Estimate** **937**

**Offense Overview**

Offense Total 15  
 Number Cleared 9  
 Percent Cleared 60.00 %

Group A Crimes per 100,000 population 1,600.9

**Arrest Overview**

Total Arrests 12  
 Adult Arrests 12  
 Juvenile Arrests 0  
 Unknown Age 0

Arrests per 100,000 population 1,280.7

Average number offenses/incident 1.50

**Domestic Violence Victims**

Offense	Total	Arrests
Murder	0	0
Aggravated Assault	1	1
Simple Assault	0	0
Intimidation	0	0
Stalking	0	0
Forcible Rape	0	0
Forcible Sodomy	0	0
Sexual Assault W/Object	0	0
Forcible Fondling	0	0
Incest	0	0
Statutory Rape	0	0
Kidnaping/Abduction	0	0
<b>Total</b>	<b>1</b>	<b>1</b>

**TIBRS Group B Arrests**

Offense	Adult	Juvenile
Bad Checks	0	0
Curfew/Vagrancy	0	0
Disorderly Conduct	0	0
DUI	8	0
Drunkenness	0	0
Family-Non Violent	0	0
Liquor Law Violations	0	0
Peeping Tom	0	0
Runaway	0	0
Trespass	0	0
All Other Offenses	0	0
<b>Total Group B</b>	<b>8</b>	<b>0</b>

TIBRS Group A Offenses	Offenses		Arrests	
	Reported	Cleared	Adult	Juvenile
<b>Crimes Against Persons</b>				
Murder	0	0	0	0
Negligent Manslaughter	0	0	0	0
Kidnaping/Abduction	0	0	0	0
Forcible Rape	0	0	0	0
Forcible Sodomy	0	0	0	0
Sexual Assault W/Object	0	0	0	0
Forcible Fondling	0	0	0	0
Incest	0	0	0	0
Statutory Rape	0	0	0	0
Aggravated Assault	1	1	1	0
Simple Assault	1	1	1	0
Intimidation	2	0	0	0
Stalking	0	0	0	0
<b>Crimes Against Property</b>				
Arson	0	0	0	0
Bribery	0	0	0	0
Burglary	0	0	0	0
Counterfeiting/Forgery	0	0	0	0
Destruction/Damage/Vandalism	1	0	0	0
Embezzlement	0	0	0	0
Extortion/Blackmail	0	0	0	0
Fraud - False Pretenses	1	0	0	0
Fraud - Credit Card/ATM	0	0	0	0
Fraud - Impersonation	0	0	0	0
Fraud - Welfare	0	0	0	0
Fraud - Wire	0	0	0	0
Motor Vehicle Theft	0	0	0	0
Robbery	0	0	0	0
Stolen Property Offenses	0	0	0	0
Theft - Pocket-picking	0	0	0	0
Theft - Purse Snatching	0	0	0	0
Theft - Shoplifting	0	0	0	0
Theft From Building	0	0	0	0
Theft From Coin Machine	0	0	0	0
Theft From Motor Vehicle	1	0	0	0
Theft of Motor Vehicle Parts	0	0	0	0
Theft - All Other Larceny	1	0	0	0
<b>Crimes Against Society</b>				
Drug/Narcotic Violations	3	3	2	0
Drug/Narcotic Equipment Violations	3	3	0	0
Gambling - Betting/Wagering	0	0	0	0
Gambling - Operating/Promoting	0	0	0	0
Gambling - Equipment Violations	0	0	0	0
Gambling - Sports Tampering	0	0	0	0
Pornography/Obscene Material	0	0	0	0
Prostitution	0	0	0	0
Prostitution Assisting/Promoting	0	0	0	0
Weapon Law Violations	1	1	0	0
<b>Total Group A Offenses</b>	<b>15</b>	<b>9</b>	<b>4</b>	<b>0</b>





# Covington Police Department - 2006

**2005 Population Estimate**                      **9,018**

**Offense Overview**

Offense Total                                      1,522  
 Number Cleared                                470  
 Percent Cleared                                30.88 %

Group A Crimes per 100,000  
 population                                      16,877.4

**Arrest Overview**

Total Arrests                                    741  
 Adult Arrests                                    653  
 Juvenile Arrests                                88  
 Unknown Age                                    0

Arrests per 100,000 population            8,216.9

Average number offenses/incident        1.04

**Domestic Violence Victims**

Offense	Total	Arrests
Murder	0	0
Aggravated Assault	23	14
Simple Assault	140	89
Intimidation	19	0
Stalking	0	0
Forcible Rape	0	0
Forcible Sodomy	0	0
Sexual Assault W/Object	0	0
Forcible Fondling	0	0
Incest	0	0
Statutory Rape	0	0
Kidnaping/Abduction	0	0
<b>Total</b>	<b>182</b>	<b>103</b>

**TIBRS Group B Arrests**

Offense	Adult	Juvenile
Bad Checks	0	0
Curfew/Vagrancy	0	4
Disorderly Conduct	29	9
DUI	64	0
Drunkenness	51	2
Family-Non Violent	4	0
Liquor Law Violations	2	1
Peeping Tom	0	0
Runaway	0	1
Trespass	29	1
All Other Offenses	13	2
<b>Total Group B</b>	<b>192</b>	<b>20</b>

TIBRS Group A Offenses	Offenses		Arrests	
	Reported	Cleared	Adult	Juvenile
<b>Crimes Against Persons</b>				
Murder	0	0	0	0
Negligent Manslaughter	0	0	0	0
Kidnaping/Abduction	0	0	0	0
Forcible Rape	3	1	2	0
Forcible Sodomy	0	0	0	0
Sexual Assault W/Object	0	0	0	0
Forcible Fondling	5	2	2	0
Incest	0	0	0	0
Statutory Rape	1	0	0	0
Aggravated Assault	79	46	42	9
Simple Assault	328	146	137	21
Intimidation	172	4	4	0
Stalking	2	0	0	0
<b>Crimes Against Property</b>				
Arson	2	0	0	0
Bribery	0	0	0	0
Burglary	141	10	12	0
Counterfeiting/Forgery	20	5	6	0
Destruction/Damage/Vandalism	142	16	10	9
Embezzlement	2	1	1	0
Extortion/Blackmail	1	0	0	0
Fraud - False Pretenses	15	5	6	0
Fraud - Credit Card/ATM	7	0	0	0
Fraud - Impersonation	3	1	1	0
Fraud - Welfare	0	0	0	0
Fraud - Wire	1	0	0	0
Motor Vehicle Theft	25	3	3	0
Robbery	21	5	4	4
Stolen Property Offenses	0	0	0	0
Theft - Pocket-picking	3	2	1	1
Theft - Purse Snatching	3	1	1	0
Theft - Shoplifting	34	19	17	5
Theft From Building	96	16	14	2
Theft From Coin Machine	7	0	0	0
Theft From Motor Vehicle	53	5	5	1
Theft of Motor Vehicle Parts	30	0	0	0
Theft - All Other Larceny	149	8	8	3
<b>Crimes Against Society</b>				
Drug/Narcotic Violations	144	143	157	13
Drug/Narcotic Equipment Violations	19	18	15	0
Gambling - Betting/Wagering	0	0	0	0
Gambling - Operating/Promoting	0	0	0	0
Gambling - Equipment Violations	0	0	0	0
Gambling - Sports Tampering	0	0	0	0
Pornography/Obscene Material	0	0	0	0
Prostitution	1	1	1	0
Prostitution Assisting/Promoting	0	0	0	0
Weapon Law Violations	13	12	12	0
<b>Total Group A Offenses</b>	<b>1,522</b>	<b>470</b>	<b>461</b>	<b>68</b>



# Cowan Police Department - 2006

**2005 Population Estimate** 1,756

## Offense Overview

Offense Total 136  
 Number Cleared 75  
 Percent Cleared 55.15 %

Group A Crimes per 100,000 population 7,744.9

## Arrest Overview

Total Arrests 151  
 Adult Arrests 146  
 Juvenile Arrests 5  
 Unknown Age 0

Arrests per 100,000 population 8,599.1

Average number offenses/incident 1.11

## Domestic Violence Victims

Offense	Total	Arrests
Murder	0	0
Aggravated Assault	3	2
Simple Assault	20	19
Intimidation	7	0
Stalking	0	0
Forcible Rape	0	0
Forcible Sodomy	0	0
Sexual Assault W/Object	0	0
Forcible Fondling	0	0
Incest	0	0
Statutory Rape	0	0
Kidnaping/Abduction	1	1
<b>Total</b>	<b>31</b>	<b>22</b>

## TIBRS Group B Arrests

Offense	Adult	Juvenile
Bad Checks	0	0
Curfew/Vagrancy	0	0
Disorderly Conduct	17	0
DUI	28	0
Drunkenness	11	0
Family-Non Violent	0	0
Liquor Law Violations	2	0
Peeping Tom	0	0
Runaway	0	0
Trespass	3	0
All Other Offenses	26	0
<b>Total Group B</b>	<b>87</b>	<b>0</b>

TIBRS Group A Offenses	Offenses		Arrests	
	Reported	Cleared	Adult	Juvenile
<b>Crimes Against Persons</b>				
Murder	0	0	0	0
Negligent Manslaughter	0	0	0	0
Kidnaping/Abduction	1	1	1	0
Forcible Rape	0	0	0	0
Forcible Sodomy	0	0	0	0
Sexual Assault W/Object	0	0	0	0
Forcible Fondling	0	0	0	0
Incest	0	0	0	0
Statutory Rape	0	0	0	0
Aggravated Assault	6	4	5	0
Simple Assault	27	21	20	0
Intimidation	14	1	0	0
Stalking	0	0	0	0
<b>Crimes Against Property</b>				
Arson	0	0	0	0
Bribery	0	0	0	0
Burglary	5	1	1	0
Counterfeiting/Forgery	0	0	0	0
Destruction/Damage/Vandalism	12	2	1	0
Embezzlement	0	0	0	0
Extortion/Blackmail	0	0	0	0
Fraud - False Pretenses	0	0	0	0
Fraud - Credit Card/ATM	0	0	0	0
Fraud - Impersonation	2	1	1	0
Fraud - Welfare	0	0	0	0
Fraud - Wire	0	0	0	0
Motor Vehicle Theft	6	1	1	0
Robbery	0	0	0	0
Stolen Property Offenses	0	0	0	0
Theft - Pocket-picking	1	0	0	0
Theft - Purse Snatching	1	0	0	1
Theft - Shoplifting	0	0	0	0
Theft From Building	12	2	1	0
Theft From Coin Machine	0	0	0	0
Theft From Motor Vehicle	3	1	0	4
Theft of Motor Vehicle Parts	2	0	0	0
Theft - All Other Larceny	2	0	0	0
<b>Crimes Against Society</b>				
Drug/Narcotic Violations	26	25	25	0
Drug/Narcotic Equipment Violations	13	12	2	0
Gambling - Betting/Wagering	0	0	0	0
Gambling - Operating/Promoting	0	0	0	0
Gambling - Equipment Violations	0	0	0	0
Gambling - Sports Tampering	0	0	0	0
Pornography/Obscene Material	0	0	0	0
Prostitution	0	0	0	0
Prostitution Assisting/Promoting	1	1	0	0
Weapon Law Violations	2	2	1	0
<b>Total Group A Offenses</b>	<b>136</b>	<b>75</b>	<b>59</b>	<b>5</b>



# Cross Plains Police Department - 2006

**2005 Population Estimate** 1,517

## Offense Overview

Offense Total 60  
 Number Cleared 7  
 Percent Cleared 11.67 %

Group A Crimes per 100,000 population 3,955.2

## Arrest Overview

Total Arrests 12  
 Adult Arrests 12  
 Juvenile Arrests 0  
 Unknown Age 0

Arrests per 100,000 population 791.0

Average number offenses/incident 1.00

## Domestic Violence Victims

Offense	Total	Arrests
Murder	0	0
Aggravated Assault	0	0
Simple Assault	1	1
Intimidation	0	0
Stalking	0	0
Forcible Rape	0	0
Forcible Sodomy	0	0
Sexual Assault W/Object	0	0
Forcible Fondling	0	0
Incest	0	0
Statutory Rape	0	0
Kidnaping/Abduction	0	0
<b>Total</b>	<b>1</b>	<b>1</b>

## TIBRS Group B Arrests

Offense	Adult	Juvenile
Bad Checks	0	0
Curfew/Vagrancy	0	0
Disorderly Conduct	0	0
DUI	2	0
Drunkenness	3	0
Family-Non Violent	0	0
Liquor Law Violations	0	0
Peeping Tom	0	0
Runaway	0	0
Trespass	0	0
All Other Offenses	0	0
<b>Total Group B</b>	<b>5</b>	<b>0</b>

TIBRS Group A Offenses	Offenses		Arrests	
	Reported	Cleared	Adult	Juvenile
<b>Crimes Against Persons</b>				
Murder	0	0	0	0
Negligent Manslaughter	0	0	0	0
Kidnaping/Abduction	0	0	0	0
Forcible Rape	0	0	0	0
Forcible Sodomy	0	0	0	0
Sexual Assault W/Object	0	0	0	0
Forcible Fondling	0	0	0	0
Incest	0	0	0	0
Statutory Rape	0	0	0	0
Aggravated Assault	3	2	2	0
Simple Assault	11	2	3	0
Intimidation	6	0	0	0
Stalking	1	0	0	0
<b>Crimes Against Property</b>				
Arson	0	0	0	0
Bribery	0	0	0	0
Burglary	5	0	0	0
Counterfeiting/Forgery	0	0	0	0
Destruction/Damage/Vandalism	10	0	0	0
Embezzlement	1	0	0	0
Extortion/Blackmail	0	0	0	0
Fraud - False Pretenses	1	0	0	0
Fraud - Credit Card/ATM	1	0	0	0
Fraud - Impersonation	0	0	0	0
Fraud - Welfare	0	0	0	0
Fraud - Wire	0	0	0	0
Motor Vehicle Theft	2	1	0	0
Robbery	0	0	0	0
Stolen Property Offenses	0	0	0	0
Theft - Pocket-picking	0	0	0	0
Theft - Purse Snatching	0	0	0	0
Theft - Shoplifting	0	0	0	0
Theft From Building	1	0	0	0
Theft From Coin Machine	0	0	0	0
Theft From Motor Vehicle	9	0	0	0
Theft of Motor Vehicle Parts	0	0	0	0
Theft - All Other Larceny	9	2	2	0
<b>Crimes Against Society</b>				
Drug/Narcotic Violations	0	0	0	0
Drug/Narcotic Equipment Violations	0	0	0	0
Gambling - Betting/Wagering	0	0	0	0
Gambling - Operating/Promoting	0	0	0	0
Gambling - Equipment Violations	0	0	0	0
Gambling - Sports Tampering	0	0	0	0
Pornography/Obscene Material	0	0	0	0
Prostitution	0	0	0	0
Prostitution Assisting/Promoting	0	0	0	0
Weapon Law Violations	0	0	0	0
<b>Total Group A Offenses</b>	<b>60</b>	<b>7</b>	<b>7</b>	<b>0</b>



# Crossville Police Department - 2006

**2005 Population Estimate**                      **10,424**

**Offense Overview**

Offense Total                                      2,114

Number Cleared                                  726

Percent Cleared                                  34.34 %

Group A Crimes per 100,000 population                      20,280.1

**Arrest Overview**

Total Arrests                                      1,151

Adult Arrests                                      1,050

Juvenile Arrests                                  101

Unknown Age                                      0

Arrests per 100,000 population                      11,041.8

Average number offenses/incident                      1.25

**Domestic Violence Victims**

Offense	Total	Arrests
Murder	0	0
Aggravated Assault	39	21
Simple Assault	130	100
Intimidation	7	0
Stalking	0	0
Forcible Rape	0	0
Forcible Sodomy	0	0
Sexual Assault W/Object	0	0
Forcible Fondling	4	1
Incest	0	0
Statutory Rape	0	0
Kidnaping/Abduction	0	0
<b>Total</b>	<b>180</b>	<b>122</b>

**TIBRS Group B Arrests**

Offense	Adult	Juvenile
Bad Checks	0	0
Curfew/Vagrancy	0	0
Disorderly Conduct	28	6
DUI	129	1
Drunkenness	175	1
Family-Non Violent	0	0
Liquor Law Violations	40	15
Peeping Tom	0	0
Runaway	0	8
Trespass	13	0
All Other Offenses	97	7
<b>Total Group B</b>	<b>482</b>	<b>38</b>

TIBRS Group A Offenses	Offenses		Arrests	
	Reported	Cleared	Adult	Juvenile
<b>Crimes Against Persons</b>				
Murder	0	0	0	0
Negligent Manslaughter	0	0	0	0
Kidnaping/Abduction	1	0	0	0
Forcible Rape	5	0	0	0
Forcible Sodomy	0	0	0	0
Sexual Assault W/Object	0	0	0	0
Forcible Fondling	11	3	3	0
Incest	0	0	0	0
Statutory Rape	2	2	1	0
Aggravated Assault	82	48	34	0
Simple Assault	246	179	140	23
Intimidation	33	2	3	0
Stalking	0	0	0	0
<b>Crimes Against Property</b>				
Arson	1	0	0	0
Bribery	0	0	0	0
Burglary	201	16	18	3
Counterfeiting/Forgery	96	9	10	0
Destruction/Damage/Vandalism	272	24	12	6
Embezzlement	16	1	1	0
Extortion/Blackmail	3	0	0	0
Fraud - False Pretenses	152	17	13	0
Fraud - Credit Card/ATM	3	0	0	0
Fraud - Impersonation	6	1	1	0
Fraud - Welfare	0	0	0	0
Fraud - Wire	6	0	0	0
Motor Vehicle Theft	65	10	7	3
Robbery	6	2	2	0
Stolen Property Offenses	15	15	11	3
Theft - Pocket-picking	2	0	0	0
Theft - Purse Snatching	0	0	0	0
Theft - Shoplifting	108	63	71	7
Theft From Building	116	8	8	1
Theft From Coin Machine	16	1	0	0
Theft From Motor Vehicle	136	9	8	1
Theft of Motor Vehicle Parts	64	7	6	0
Theft - All Other Larceny	129	9	8	0
<b>Crimes Against Society</b>				
Drug/Narcotic Violations	202	190	190	14
Drug/Narcotic Equipment Violations	97	91	14	0
Gambling - Betting/Wagering	0	0	0	0
Gambling - Operating/Promoting	0	0	0	0
Gambling - Equipment Violations	0	0	0	0
Gambling - Sports Tampering	0	0	0	0
Pornography/Obscene Material	0	0	0	0
Prostitution	0	0	0	0
Prostitution Assisting/Promoting	0	0	0	0
Weapon Law Violations	22	19	7	2
<b>Total Group A Offenses</b>	<b>2,114</b>	<b>726</b>	<b>568</b>	<b>63</b>



# Crump Police Department - 2006

**2005 Population Estimate** 1,540

## Offense Overview

Offense Total 218  
Number Cleared 80  
Percent Cleared 36.70 %

Group A Crimes per 100,000 population 14,155.8

## Arrest Overview

Total Arrests 116  
Adult Arrests 105  
Juvenile Arrests 11  
Unknown Age 0

Arrests per 100,000 population 7,532.5

Average number offenses/incident 1.15

## Domestic Violence Victims

Offense	Total	Arrests
Murder	0	0
Aggravated Assault	2	2
Simple Assault	10	8
Intimidation	1	1
Stalking	0	0
Forcible Rape	0	0
Forcible Sodomy	0	0
Sexual Assault W/Object	0	0
Forcible Fondling	0	0
Incest	0	0
Statutory Rape	0	0
Kidnaping/Abduction	0	0
<b>Total</b>	<b>13</b>	<b>11</b>

## TIBRS Group B Arrests

Offense	Adult	Juvenile
Bad Checks	0	0
Curfew/Vagrancy	0	0
Disorderly Conduct	2	2
DUI	8	0
Drunkenness	21	0
Family-Non Violent	0	0
Liquor Law Violations	2	0
Peeping Tom	0	0
Runaway	0	0
Trespass	2	1
All Other Offenses	4	0
<b>Total Group B</b>	<b>39</b>	<b>3</b>

TIBRS Group A Offenses	Offenses		Arrests	
	Reported	Cleared	Adult	Juvenile
<b>Crimes Against Persons</b>				
Murder	0	0	0	0
Negligent Manslaughter	0	0	0	0
Kidnaping/Abduction	0	0	0	0
Forcible Rape	0	0	0	0
Forcible Sodomy	0	0	0	0
Sexual Assault W/Object	0	0	0	0
Forcible Fondling	0	0	0	0
Incest	0	0	0	0
Statutory Rape	0	0	0	0
Aggravated Assault	8	2	1	1
Simple Assault	26	13	9	1
Intimidation	16	2	2	0
Stalking	0	0	0	0
<b>Crimes Against Property</b>				
Arson	0	0	0	0
Bribery	0	0	0	0
Burglary	42	3	3	0
Counterfeiting/Forgery	9	5	4	0
Destruction/Damage/Vandalism	24	2	1	0
Embezzlement	4	4	1	0
Extortion/Blackmail	0	0	0	0
Fraud - False Pretenses	6	4	2	0
Fraud - Credit Card/ATM	0	0	0	0
Fraud - Impersonation	1	0	0	0
Fraud - Welfare	0	0	0	0
Fraud - Wire	0	0	0	0
Motor Vehicle Theft	9	3	3	0
Robbery	0	0	0	0
Stolen Property Offenses	0	0	0	0
Theft - Pocket-picking	0	0	0	0
Theft - Purse Snatching	0	0	0	0
Theft - Shoplifting	3	2	1	5
Theft From Building	5	3	2	1
Theft From Coin Machine	1	0	0	0
Theft From Motor Vehicle	9	1	1	0
Theft of Motor Vehicle Parts	2	0	0	0
Theft - All Other Larceny	20	3	2	0
<b>Crimes Against Society</b>				
Drug/Narcotic Violations	23	23	30	0
Drug/Narcotic Equipment Violations	10	10	4	0
Gambling - Betting/Wagering	0	0	0	0
Gambling - Operating/Promoting	0	0	0	0
Gambling - Equipment Violations	0	0	0	0
Gambling - Sports Tampering	0	0	0	0
Pornography/Obscene Material	0	0	0	0
Prostitution	0	0	0	0
Prostitution Assisting/Promoting	0	0	0	0
Weapon Law Violations	0	0	0	0
<b>Total Group A Offenses</b>	<b>218</b>	<b>80</b>	<b>66</b>	<b>8</b>



# Cumberland City Police Department - 2006

**2005 Population Estimate** 321

**Offense Overview**

Offense Total 35  
 Number Cleared 6  
 Percent Cleared 17.14 %

Group A Crimes per 100,000 population 10,903.4

**Arrest Overview**

Total Arrests 20  
 Adult Arrests 20  
 Juvenile Arrests 0  
 Unknown Age 0

Arrests per 100,000 population 6,230.5

Average number offenses/incident 1.35

**Domestic Violence Victims**

Offense	Total	Arrests
Murder	0	0
Aggravated Assault	1	1
Simple Assault	4	3
Intimidation	4	0
Stalking	0	0
Forcible Rape	0	0
Forcible Sodomy	0	0
Sexual Assault W/Object	0	0
Forcible Fondling	0	0
Incest	0	0
Statutory Rape	0	0
Kidnaping/Abduction	0	0
<b>Total</b>	<b>9</b>	<b>4</b>

**TIBRS Group B Arrests**

Offense	Adult	Juvenile
Bad Checks	0	0
Curfew/Vagrancy	0	0
Disorderly Conduct	0	0
DUI	7	0
Drunkenness	0	0
Family-Non Violent	0	0
Liquor Law Violations	3	0
Peeping Tom	0	0
Runaway	0	0
Trespass	0	0
All Other Offenses	3	0
<b>Total Group B</b>	<b>13</b>	<b>0</b>

TIBRS Group A Offenses	Offenses		Arrests	
	Reported	Cleared	Adult	Juvenile
<b>Crimes Against Persons</b>				
Murder	0	0	0	0
Negligent Manslaughter	0	0	0	0
Kidnaping/Abduction	0	0	0	0
Forcible Rape	0	0	0	0
Forcible Sodomy	0	0	0	0
Sexual Assault W/Object	0	0	0	0
Forcible Fondling	0	0	0	0
Incest	0	0	0	0
Statutory Rape	0	0	0	0
Aggravated Assault	2	1	1	0
Simple Assault	4	3	3	0
Intimidation	4	0	1	0
Stalking	0	0	0	0
<b>Crimes Against Property</b>				
Arson	0	0	0	0
Bribery	0	0	0	0
Burglary	0	0	0	0
Counterfeiting/Forgery	6	0	0	0
Destruction/Damage/Vandalism	0	0	0	0
Embezzlement	3	0	0	0
Extortion/Blackmail	0	0	0	0
Fraud - False Pretenses	6	0	0	0
Fraud - Credit Card/ATM	1	0	0	0
Fraud - Impersonation	0	0	0	0
Fraud - Welfare	0	0	0	0
Fraud - Wire	0	0	0	0
Motor Vehicle Theft	0	0	0	0
Robbery	0	0	0	0
Stolen Property Offenses	1	0	0	0
Theft - Pocket-picking	0	0	0	0
Theft - Purse Snatching	0	0	0	0
Theft - Shoplifting	0	0	0	0
Theft From Building	0	0	0	0
Theft From Coin Machine	0	0	0	0
Theft From Motor Vehicle	0	0	0	0
Theft of Motor Vehicle Parts	1	0	0	0
Theft - All Other Larceny	2	0	0	0
<b>Crimes Against Society</b>				
Drug/Narcotic Violations	2	1	1	0
Drug/Narcotic Equipment Violations	3	1	1	0
Gambling - Betting/Wagering	0	0	0	0
Gambling - Operating/Promoting	0	0	0	0
Gambling - Equipment Violations	0	0	0	0
Gambling - Sports Tampering	0	0	0	0
Pornography/Obscene Material	0	0	0	0
Prostitution	0	0	0	0
Prostitution Assisting/Promoting	0	0	0	0
Weapon Law Violations	0	0	0	0
<b>Total Group A Offenses</b>	<b>35</b>	<b>6</b>	<b>7</b>	<b>0</b>



# Cumberland Gap Police Department - 2006

**2005 Population Estimate** **202**

**Offense Overview**

Offense Total 13  
 Number Cleared 6  
 Percent Cleared 46.15 %

Group A Crimes per 100,000 population 6,435.6

**Arrest Overview**

Total Arrests 1  
 Adult Arrests 1  
 Juvenile Arrests 0  
 Unknown Age 0

Arrests per 100,000 population 495.0

Average number offenses/incident 1.18

**Domestic Violence Victims**

Offense	Total	Arrests
Murder	0	0
Aggravated Assault	0	0
Simple Assault	0	0
Intimidation	0	0
Stalking	0	0
Forcible Rape	0	0
Forcible Sodomy	0	0
Sexual Assault W/Object	0	0
Forcible Fondling	0	0
Incest	0	0
Statutory Rape	0	0
Kidnaping/Abduction	0	0
<b>Total</b>	<b>0</b>	<b>0</b>

**TIBRS Group B Arrests**

Offense	Adult	Juvenile
Bad Checks	0	0
Curfew/Vagrancy	0	0
Disorderly Conduct	0	0
DUI	0	0
Drunkenness	0	0
Family-Non Violent	0	0
Liquor Law Violations	0	0
Peeping Tom	0	0
Runaway	0	0
Trespass	0	0
All Other Offenses	0	0
<b>Total Group B</b>	<b>0</b>	<b>0</b>

TIBRS Group A Offenses	Offenses		Arrests	
	Reported	Cleared	Adult	Juvenile
<b>Crimes Against Persons</b>				
Murder	2	2	0	0
Negligent Manslaughter	0	0	0	0
Kidnaping/Abduction	0	0	0	0
Forcible Rape	0	0	0	0
Forcible Sodomy	0	0	0	0
Sexual Assault W/Object	0	0	0	0
Forcible Fondling	0	0	0	0
Incest	0	0	0	0
Statutory Rape	0	0	0	0
Aggravated Assault	0	0	0	0
Simple Assault	0	0	0	0
Intimidation	0	0	0	0
Stalking	0	0	0	0
<b>Crimes Against Property</b>				
Arson	0	0	0	0
Bribery	0	0	0	0
Burglary	3	1	0	0
Counterfeiting/Forgery	0	0	0	0
Destruction/Damage/Vandalism	1	0	0	0
Embezzlement	0	0	0	0
Extortion/Blackmail	0	0	0	0
Fraud - False Pretenses	0	0	0	0
Fraud - Credit Card/ATM	0	0	0	0
Fraud - Impersonation	0	0	0	0
Fraud - Welfare	0	0	0	0
Fraud - Wire	0	0	0	0
Motor Vehicle Theft	1	0	0	0
Robbery	1	1	0	0
Stolen Property Offenses	0	0	0	0
Theft - Pocket-picking	0	0	0	0
Theft - Purse Snatching	0	0	0	0
Theft - Shoplifting	0	0	0	0
Theft From Building	0	0	0	0
Theft From Coin Machine	0	0	0	0
Theft From Motor Vehicle	3	1	0	0
Theft of Motor Vehicle Parts	0	0	0	0
Theft - All Other Larceny	1	1	1	0
<b>Crimes Against Society</b>				
Drug/Narcotic Violations	1	0	0	0
Drug/Narcotic Equipment Violations	0	0	0	0
Gambling - Betting/Wagering	0	0	0	0
Gambling - Operating/Promoting	0	0	0	0
Gambling - Equipment Violations	0	0	0	0
Gambling - Sports Tampering	0	0	0	0
Pornography/Obscene Material	0	0	0	0
Prostitution	0	0	0	0
Prostitution Assisting/Promoting	0	0	0	0
Weapon Law Violations	0	0	0	0
<b>Total Group A Offenses</b>	<b>13</b>	<b>6</b>	<b>1</b>	<b>0</b>



# Dandridge Police Department - 2006

**2005 Population Estimate** 2,347

## Offense Overview

Offense Total 370  
 Number Cleared 86  
 Percent Cleared 23.24 %

Group A Crimes per 100,000 population 15,764.8

## Arrest Overview

Total Arrests 182  
 Adult Arrests 179  
 Juvenile Arrests 3  
 Unknown Age 0

Arrests per 100,000 population 7,754.6

Average number offenses/incident 1.07

## Domestic Violence Victims

Offense	Total	Arrests
Murder	0	0
Aggravated Assault	0	0
Simple Assault	7	5
Intimidation	1	0
Stalking	0	0
Forcible Rape	0	0
Forcible Sodomy	0	0
Sexual Assault W/Object	0	0
Forcible Fondling	0	0
Incest	0	0
Statutory Rape	0	0
Kidnaping/Abduction	0	0
<b>Total</b>	<b>8</b>	<b>5</b>

## TIBRS Group B Arrests

Offense	Adult	Juvenile
Bad Checks	1	0
Curfew/Vagrancy	0	0
Disorderly Conduct	3	0
DUI	28	0
Drunkenness	30	0
Family-Non Violent	0	0
Liquor Law Violations	5	0
Peeping Tom	0	0
Runaway	0	0
Trespass	0	0
All Other Offenses	32	2
<b>Total Group B</b>	<b>99</b>	<b>2</b>

TIBRS Group A Offenses	Offenses		Arrests	
	Reported	Cleared	Adult	Juvenile
<b>Crimes Against Persons</b>				
Murder	0	0	0	0
Negligent Manslaughter	2	2	0	0
Kidnaping/Abduction	0	0	0	0
Forcible Rape	0	0	0	0
Forcible Sodomy	0	0	0	0
Sexual Assault W/Object	0	0	0	0
Forcible Fondling	2	0	0	0
Incest	0	0	0	0
Statutory Rape	0	0	0	0
Aggravated Assault	3	1	1	0
Simple Assault	23	11	9	1
Intimidation	13	0	0	0
Stalking	1	0	0	0
<b>Crimes Against Property</b>				
Arson	0	0	0	0
Bribery	0	0	0	0
Burglary	19	2	4	0
Counterfeiting/Forgery	15	7	8	0
Destruction/Damage/Vandalism	25	4	3	0
Embezzlement	1	1	1	0
Extortion/Blackmail	0	0	0	0
Fraud - False Pretenses	4	0	0	0
Fraud - Credit Card/ATM	2	1	1	0
Fraud - Impersonation	4	4	4	0
Fraud - Welfare	0	0	0	0
Fraud - Wire	0	0	0	0
Motor Vehicle Theft	7	3	2	0
Robbery	2	0	0	0
Stolen Property Offenses	1	1	1	0
Theft - Pocket-picking	0	0	0	0
Theft - Purse Snatching	1	0	0	0
Theft - Shoplifting	11	1	0	0
Theft From Building	32	10	11	0
Theft From Coin Machine	8	0	0	0
Theft From Motor Vehicle	14	2	1	0
Theft of Motor Vehicle Parts	2	0	0	0
Theft - All Other Larceny	149	7	5	0
<b>Crimes Against Society</b>				
Drug/Narcotic Violations	24	24	27	0
Drug/Narcotic Equipment Violations	5	5	2	0
Gambling - Betting/Wagering	0	0	0	0
Gambling - Operating/Promoting	0	0	0	0
Gambling - Equipment Violations	0	0	0	0
Gambling - Sports Tampering	0	0	0	0
Pornography/Obscene Material	0	0	0	0
Prostitution	0	0	0	0
Prostitution Assisting/Promoting	0	0	0	0
Weapon Law Violations	0	0	0	0
<b>Total Group A Offenses</b>	<b>370</b>	<b>86</b>	<b>80</b>	<b>1</b>





# Dayton Police Department - 2006

**2005 Population Estimate**                      **6,443**

**Offense Overview**

Offense Total                                      679  
 Number Cleared                                363  
 Percent Cleared                                53.46 %

Group A Crimes per 100,000  
 population                                      10,538.6

**Arrest Overview**

Total Arrests                                      671  
 Adult Arrests                                    611  
 Juvenile Arrests                                60  
 Unknown Age                                    0

Arrests per 100,000 population            10,414.4

Average number offenses/incident        1.11

**Domestic Violence Victims**

Offense	Total	Arrests
Murder	1	1
Aggravated Assault	6	6
Simple Assault	86	73
Intimidation	2	1
Stalking	0	0
Forcible Rape	2	1
Forcible Sodomy	0	0
Sexual Assault W/Object	0	0
Forcible Fondling	1	0
Incest	0	0
Statutory Rape	0	0
Kidnaping/Abduction	0	0
<b>Total</b>	<b>98</b>	<b>82</b>

**TIBRS Group B Arrests**

Offense	Adult	Juvenile
Bad Checks	0	0
Curfew/Vagrancy	0	0
Disorderly Conduct	31	17
DUI	81	2
Drunkenness	138	2
Family-Non Violent	2	0
Liquor Law Violations	23	5
Peeping Tom	0	0
Runaway	0	3
Trespass	9	0
All Other Offenses	29	4
<b>Total Group B</b>	<b>313</b>	<b>33</b>

TIBRS Group A Offenses	Offenses		Arrests	
	Reported	Cleared	Adult	Juvenile
<b>Crimes Against Persons</b>				
Murder	1	1	1	0
Negligent Manslaughter	0	0	0	0
Kidnaping/Abduction	0	0	0	0
Forcible Rape	2	1	1	0
Forcible Sodomy	0	0	0	0
Sexual Assault W/Object	0	0	0	0
Forcible Fondling	3	1	1	0
Incest	0	0	0	0
Statutory Rape	3	2	1	0
Aggravated Assault	18	18	15	0
Simple Assault	138	115	99	7
Intimidation	19	8	7	0
Stalking	0	0	0	0
<b>Crimes Against Property</b>				
Arson	0	0	0	0
Bribery	0	0	0	0
Burglary	44	12	10	3
Counterfeiting/Forgery	14	8	10	0
Destruction/Damage/Vandalism	94	22	16	1
Embezzlement	9	9	2	0
Extortion/Blackmail	0	0	0	0
Fraud - False Pretenses	12	9	6	0
Fraud - Credit Card/ATM	5	1	1	0
Fraud - Impersonation	5	3	2	0
Fraud - Welfare	0	0	0	0
Fraud - Wire	0	0	0	0
Motor Vehicle Theft	10	4	4	0
Robbery	0	0	0	0
Stolen Property Offenses	0	0	0	0
Theft - Pocket-picking	0	0	0	0
Theft - Purse Snatching	0	0	0	0
Theft - Shoplifting	59	47	45	7
Theft From Building	57	13	7	5
Theft From Coin Machine	9	2	0	0
Theft From Motor Vehicle	21	4	1	1
Theft of Motor Vehicle Parts	21	2	2	0
Theft - All Other Larceny	64	10	14	0
<b>Crimes Against Society</b>				
Drug/Narcotic Violations	45	45	41	2
Drug/Narcotic Equipment Violations	22	22	10	1
Gambling - Betting/Wagering	0	0	0	0
Gambling - Operating/Promoting	0	0	0	0
Gambling - Equipment Violations	0	0	0	0
Gambling - Sports Tampering	0	0	0	0
Pornography/Obscene Material	1	1	1	0
Prostitution	0	0	0	0
Prostitution Assisting/Promoting	0	0	0	0
Weapon Law Violations	3	3	1	0
<b>Total Group A Offenses</b>	<b>679</b>	<b>363</b>	<b>298</b>	<b>27</b>



# Decatur Police Department - 2006

**2005 Population Estimate** 1,450

## Offense Overview

Offense Total 137  
Number Cleared 29  
Percent Cleared 21.17 %

Group A Crimes per 100,000 population 9,448.3

## Arrest Overview

Total Arrests 66  
Adult Arrests 62  
Juvenile Arrests 4  
Unknown Age 0

Arrests per 100,000 population 4,551.7

Average number offenses/incident 1.06

## Domestic Violence Victims

Offense	Total	Arrests
Murder	0	0
Aggravated Assault	0	0
Simple Assault	4	4
Intimidation	0	0
Stalking	0	0
Forcible Rape	0	0
Forcible Sodomy	0	0
Sexual Assault W/Object	0	0
Forcible Fondling	0	0
Incest	0	0
Statutory Rape	0	0
Kidnaping/Abduction	0	0
<b>Total</b>	<b>4</b>	<b>4</b>

## TIBRS Group B Arrests

Offense	Adult	Juvenile
Bad Checks	0	0
Curfew/Vagrancy	0	0
Disorderly Conduct	1	0
DUI	14	1
Drunkenness	25	0
Family-Non Violent	0	0
Liquor Law Violations	0	0
Peeping Tom	0	0
Runaway	0	0
Trespass	0	0
All Other Offenses	2	0
<b>Total Group B</b>	<b>42</b>	<b>1</b>

TIBRS Group A Offenses	Offenses		Arrests	
	Reported	Cleared	Adult	Juvenile
<b>Crimes Against Persons</b>				
Murder	0	0	0	0
Negligent Manslaughter	0	0	0	0
Kidnaping/Abduction	0	0	0	0
Forcible Rape	0	0	0	0
Forcible Sodomy	0	0	0	0
Sexual Assault W/Object	0	0	0	0
Forcible Fondling	0	0	0	0
Incest	0	0	0	0
Statutory Rape	0	0	0	0
Aggravated Assault	3	1	0	0
Simple Assault	24	7	7	0
Intimidation	4	0	0	0
Stalking	0	0	0	0
<b>Crimes Against Property</b>				
Arson	0	0	0	0
Bribery	0	0	0	0
Burglary	14	3	3	0
Counterfeiting/Forgery	1	0	0	0
Destruction/Damage/Vandalism	21	2	0	0
Embezzlement	0	0	0	0
Extortion/Blackmail	0	0	0	0
Fraud - False Pretenses	0	0	0	0
Fraud - Credit Card/ATM	0	0	0	0
Fraud - Impersonation	0	0	0	0
Fraud - Welfare	0	0	0	0
Fraud - Wire	0	0	0	0
Motor Vehicle Theft	7	0	0	0
Robbery	0	0	0	0
Stolen Property Offenses	0	0	0	0
Theft - Pocket-picking	1	0	0	0
Theft - Purse Snatching	0	0	0	0
Theft - Shoplifting	4	2	1	0
Theft From Building	16	1	1	0
Theft From Coin Machine	0	0	0	0
Theft From Motor Vehicle	8	0	0	0
Theft of Motor Vehicle Parts	5	1	0	0
Theft - All Other Larceny	19	3	0	0
<b>Crimes Against Society</b>				
Drug/Narcotic Violations	8	7	6	3
Drug/Narcotic Equipment Violations	0	0	0	0
Gambling - Betting/Wagering	0	0	0	0
Gambling - Operating/Promoting	0	0	0	0
Gambling - Equipment Violations	0	0	0	0
Gambling - Sports Tampering	0	0	0	0
Pornography/Obscene Material	0	0	0	0
Prostitution	0	0	0	0
Prostitution Assisting/Promoting	0	0	0	0
Weapon Law Violations	2	2	2	0
<b>Total Group A Offenses</b>	<b>137</b>	<b>29</b>	<b>20</b>	<b>3</b>



# Decaturville Police Department - 2006

**2005 Population Estimate** 846

## Offense Overview

Offense Total 18  
Number Cleared 9  
Percent Cleared 50.00 %

Group A Crimes per 100,000 population 2,127.7

## Arrest Overview

Total Arrests 16  
Adult Arrests 14  
Juvenile Arrests 2  
Unknown Age 0

Arrests per 100,000 population 1,891.3

Average number offenses/incident 1.06

## Domestic Violence Victims

Offense	Total	Arrests
Murder	0	0
Aggravated Assault	0	0
Simple Assault	0	0
Intimidation	1	1
Stalking	0	0
Forcible Rape	0	0
Forcible Sodomy	0	0
Sexual Assault W/Object	0	0
Forcible Fondling	0	0
Incest	0	0
Statutory Rape	0	0
Kidnaping/Abduction	0	0
<b>Total</b>	<b>1</b>	<b>1</b>

## TIBRS Group B Arrests

Offense	Adult	Juvenile
Bad Checks	0	0
Curfew/Vagrancy	0	0
Disorderly Conduct	1	0
DUI	1	1
Drunkenness	1	1
Family-Non Violent	0	0
Liquor Law Violations	0	0
Peeping Tom	0	0
Runaway	0	0
Trespass	0	0
All Other Offenses	2	0
<b>Total Group B</b>	<b>5</b>	<b>2</b>

TIBRS Group A Offenses	Offenses		Arrests	
	Reported	Cleared	Adult	Juvenile
<b>Crimes Against Persons</b>				
Murder	1	1	1	0
Negligent Manslaughter	0	0	0	0
Kidnaping/Abduction	0	0	0	0
Forcible Rape	0	0	0	0
Forcible Sodomy	0	0	0	0
Sexual Assault W/Object	0	0	0	0
Forcible Fondling	0	0	0	0
Incest	0	0	0	0
Statutory Rape	0	0	0	0
Aggravated Assault	2	2	1	0
Simple Assault	0	0	0	0
Intimidation	1	1	1	0
Stalking	0	0	0	0
<b>Crimes Against Property</b>				
Arson	0	0	0	0
Bribery	0	0	0	0
Burglary	1	0	0	0
Counterfeiting/Forgery	0	0	0	0
Destruction/Damage/Vandalism	4	0	0	0
Embezzlement	0	0	0	0
Extortion/Blackmail	0	0	0	0
Fraud - False Pretenses	1	1	1	0
Fraud - Credit Card/ATM	0	0	0	0
Fraud - Impersonation	0	0	0	0
Fraud - Welfare	0	0	0	0
Fraud - Wire	0	0	0	0
Motor Vehicle Theft	2	1	0	0
Robbery	0	0	0	0
Stolen Property Offenses	0	0	1	0
Theft - Pocket-picking	0	0	0	0
Theft - Purse Snatching	0	0	0	0
Theft - Shoplifting	0	0	0	0
Theft From Building	1	0	0	0
Theft From Coin Machine	0	0	0	0
Theft From Motor Vehicle	2	0	0	0
Theft of Motor Vehicle Parts	0	0	0	0
Theft - All Other Larceny	0	0	0	0
<b>Crimes Against Society</b>				
Drug/Narcotic Violations	2	2	3	0
Drug/Narcotic Equipment Violations	0	0	0	0
Gambling - Betting/Wagering	0	0	0	0
Gambling - Operating/Promoting	0	0	0	0
Gambling - Equipment Violations	0	0	0	0
Gambling - Sports Tampering	0	0	0	0
Pornography/Obscene Material	0	0	0	0
Prostitution	0	0	0	0
Prostitution Assisting/Promoting	0	0	0	0
Weapon Law Violations	1	1	1	0
<b>Total Group A Offenses</b>	<b>18</b>	<b>9</b>	<b>9</b>	<b>0</b>



# Decherd Police Department - 2006

**2005 Population Estimate** 2,190

## Offense Overview

Offense Total 338  
Number Cleared 153  
Percent Cleared 45.27 %

Group A Crimes per 100,000 population 15,433.8

## Arrest Overview

Total Arrests 241  
Adult Arrests 227  
Juvenile Arrests 14  
Unknown Age 0

Arrests per 100,000 population 11,004.6

Average number offenses/incident 1.15

## Domestic Violence Victims

Offense	Total	Arrests
Murder	0	0
Aggravated Assault	1	1
Simple Assault	52	33
Intimidation	6	2
Stalking	3	0
Forcible Rape	1	0
Forcible Sodomy	0	0
Sexual Assault W/Object	0	0
Forcible Fondling	1	0
Incest	0	0
Statutory Rape	0	0
Kidnaping/Abduction	0	0
<b>Total</b>	<b>64</b>	<b>36</b>

## TIBRS Group B Arrests

Offense	Adult	Juvenile
Bad Checks	3	0
Curfew/Vagrancy	0	0
Disorderly Conduct	7	1
DUI	38	0
Drunkenness	22	1
Family-Non Violent	0	0
Liquor Law Violations	16	2
Peeping Tom	0	0
Runaway	0	0
Trespass	2	0
All Other Offenses	6	2
<b>Total Group B</b>	<b>94</b>	<b>6</b>

TIBRS Group A Offenses	Offenses		Arrests	
	Reported	Cleared	Adult	Juvenile
<b>Crimes Against Persons</b>				
Murder	0	0	0	0
Negligent Manslaughter	0	0	0	0
Kidnaping/Abduction	0	0	0	0
Forcible Rape	1	0	0	0
Forcible Sodomy	0	0	0	0
Sexual Assault W/Object	0	0	0	0
Forcible Fondling	2	0	0	0
Incest	0	0	0	0
Statutory Rape	1	0	0	0
Aggravated Assault	10	7	7	0
Simple Assault	61	39	33	1
Intimidation	14	3	3	0
Stalking	4	0	0	0
<b>Crimes Against Property</b>				
Arson	0	0	0	0
Bribery	0	0	0	0
Burglary	28	4	2	0
Counterfeiting/Forgery	7	1	1	0
Destruction/Damage/Vandalism	33	7	4	5
Embezzlement	4	1	1	0
Extortion/Blackmail	0	0	0	0
Fraud - False Pretenses	12	4	2	0
Fraud - Credit Card/ATM	4	0	0	0
Fraud - Impersonation	5	5	3	1
Fraud - Welfare	0	0	0	0
Fraud - Wire	0	0	0	0
Motor Vehicle Theft	4	0	0	0
Robbery	0	0	0	0
Stolen Property Offenses	0	0	0	0
Theft - Pocket-picking	0	0	0	0
Theft - Purse Snatching	1	0	0	0
Theft - Shoplifting	19	9	12	0
Theft From Building	19	1	1	0
Theft From Coin Machine	0	0	0	0
Theft From Motor Vehicle	9	0	0	0
Theft of Motor Vehicle Parts	15	1	0	0
Theft - All Other Larceny	12	1	0	0
<b>Crimes Against Society</b>				
Drug/Narcotic Violations	46	45	57	1
Drug/Narcotic Equipment Violations	23	22	6	0
Gambling - Betting/Wagering	0	0	0	0
Gambling - Operating/Promoting	0	0	0	0
Gambling - Equipment Violations	0	0	0	0
Gambling - Sports Tampering	0	0	0	0
Pornography/Obscene Material	0	0	0	0
Prostitution	0	0	0	0
Prostitution Assisting/Promoting	0	0	0	0
Weapon Law Violations	4	3	1	0
<b>Total Group A Offenses</b>	<b>338</b>	<b>153</b>	<b>133</b>	<b>8</b>



# Dickson Police Department - 2006

**2005 Population Estimate** 12,873

## Offense Overview

Offense Total 2,457  
 Number Cleared 1,325  
 Percent Cleared 53.93 %

Group A Crimes per 100,000 population 19,086.5

## Arrest Overview

Total Arrests 1,561  
 Adult Arrests 1,408  
 Juvenile Arrests 153  
 Unknown Age 0

Arrests per 100,000 population 12,126.2

Average number offenses/incident 1.13

## Domestic Violence Victims

Offense	Total	Arrests
Murder	0	0
Aggravated Assault	25	19
Simple Assault	236	144
Intimidation	163	24
Stalking	10	3
Forcible Rape	3	1
Forcible Sodomy	2	0
Sexual Assault W/Object	0	0
Forcible Fondling	11	3
Incest	0	0
Statutory Rape	1	1
Kidnaping/Abduction	1	1
<b>Total</b>	<b>452</b>	<b>196</b>

## TIBRS Group B Arrests

Offense	Adult	Juvenile
Bad Checks	0	0
Curfew/Vagrancy	0	4
Disorderly Conduct	21	1
DUI	137	1
Drunkenness	61	1
Family-Non Violent	4	0
Liquor Law Violations	24	2
Peeping Tom	0	0
Runaway	0	10
Trespass	21	4
All Other Offenses	563	43
<b>Total Group B</b>	<b>831</b>	<b>66</b>

TIBRS Group A Offenses	Offenses		Arrests	
	Reported	Cleared	Adult	Juvenile
<b>Crimes Against Persons</b>				
Murder	1	0	0	0
Negligent Manslaughter	0	0	0	0
Kidnaping/Abduction	2	1	1	0
Forcible Rape	12	5	3	0
Forcible Sodomy	5	3	0	0
Sexual Assault W/Object	0	0	0	0
Forcible Fondling	17	8	4	0
Incest	0	0	0	0
Statutory Rape	3	2	2	0
Aggravated Assault	82	60	31	3
Simple Assault	405	362	157	14
Intimidation	324	257	45	3
Stalking	17	15	7	0
<b>Crimes Against Property</b>				
Arson	5	2	2	0
Bribery	0	0	0	0
Burglary	101	20	12	8
Counterfeiting/Forgery	95	24	14	4
Destruction/Damage/Vandalism	331	66	13	8
Embezzlement	12	5	0	0
Extortion/Blackmail	0	0	0	0
Fraud - False Pretenses	119	49	28	1
Fraud - Credit Card/ATM	17	8	3	0
Fraud - Impersonation	27	20	11	2
Fraud - Welfare	0	0	0	0
Fraud - Wire	5	1	0	0
Motor Vehicle Theft	74	44	13	0
Robbery	20	7	5	2
Stolen Property Offenses	5	5	3	0
Theft - Pocket-picking	7	0	0	0
Theft - Purse Snatching	6	3	4	0
Theft - Shoplifting	77	62	49	14
Theft From Building	123	37	13	2
Theft From Coin Machine	4	1	0	1
Theft From Motor Vehicle	103	11	10	1
Theft of Motor Vehicle Parts	74	7	2	0
Theft - All Other Larceny	209	65	19	1
<b>Crimes Against Society</b>				
Drug/Narcotic Violations	125	125	106	17
Drug/Narcotic Equipment Violations	42	42	18	5
Gambling - Betting/Wagering	0	0	0	0
Gambling - Operating/Promoting	0	0	0	0
Gambling - Equipment Violations	0	0	0	0
Gambling - Sports Tampering	0	0	0	0
Pornography/Obscene Material	0	0	0	0
Prostitution	0	0	0	0
Prostitution Assisting/Promoting	0	0	0	0
Weapon Law Violations	8	8	2	1
<b>Total Group A Offenses</b>	<b>2,457</b>	<b>1,325</b>	<b>577</b>	<b>87</b>



# Dover Police Department - 2006

**2005 Population Estimate** 1,495

## Offense Overview

Offense Total 62  
 Number Cleared 36  
 Percent Cleared 58.06 %

Group A Crimes per 100,000 population 4,147.2

## Arrest Overview

Total Arrests 50  
 Adult Arrests 28  
 Juvenile Arrests 22  
 Unknown Age 0

Arrests per 100,000 population 3,344.5

Average number offenses/incident 1.29

## Domestic Violence Victims

Offense	Total	Arrests
Murder	0	0
Aggravated Assault	2	1
Simple Assault	5	3
Intimidation	5	2
Stalking	0	0
Forcible Rape	0	0
Forcible Sodomy	0	0
Sexual Assault W/Object	0	0
Forcible Fondling	0	0
Incest	0	0
Statutory Rape	0	0
Kidnaping/Abduction	0	0
<b>Total</b>	<b>12</b>	<b>6</b>

## TIBRS Group B Arrests

Offense	Adult	Juvenile
Bad Checks	0	0
Curfew/Vagrancy	0	0
Disorderly Conduct	0	1
DUI	8	0
Drunkenness	1	1
Family-Non Violent	0	0
Liquor Law Violations	2	1
Peeping Tom	0	0
Runaway	0	0
Trespass	0	0
All Other Offenses	3	0
<b>Total Group B</b>	<b>14</b>	<b>3</b>

TIBRS Group A Offenses	Offenses		Arrests	
	Reported	Cleared	Adult	Juvenile
<b>Crimes Against Persons</b>				
Murder	0	0	0	0
Negligent Manslaughter	0	0	0	0
Kidnaping/Abduction	0	0	0	0
Forcible Rape	0	0	0	0
Forcible Sodomy	0	0	0	0
Sexual Assault W/Object	0	0	0	0
Forcible Fondling	0	0	0	0
Incest	0	0	0	0
Statutory Rape	0	0	0	0
Aggravated Assault	5	4	1	1
Simple Assault	9	7	6	2
Intimidation	16	11	1	7
Stalking	0	0	0	0
<b>Crimes Against Property</b>				
Arson	0	0	0	0
Bribery	0	0	0	0
Burglary	3	1	0	2
Counterfeiting/Forgery	1	0	0	0
Destruction/Damage/Vandalism	3	1	0	0
Embezzlement	0	0	0	0
Extortion/Blackmail	0	0	0	0
Fraud - False Pretenses	2	0	0	0
Fraud - Credit Card/ATM	0	0	0	0
Fraud - Impersonation	1	1	1	0
Fraud - Welfare	0	0	0	0
Fraud - Wire	0	0	0	0
Motor Vehicle Theft	1	0	0	0
Robbery	0	0	0	0
Stolen Property Offenses	0	0	0	0
Theft - Pocket-picking	0	0	0	0
Theft - Purse Snatching	0	0	0	0
Theft - Shoplifting	1	1	0	0
Theft From Building	5	1	1	0
Theft From Coin Machine	1	0	0	0
Theft From Motor Vehicle	4	1	0	1
Theft of Motor Vehicle Parts	2	1	1	0
Theft - All Other Larceny	3	2	2	0
<b>Crimes Against Society</b>				
Drug/Narcotic Violations	2	2	0	6
Drug/Narcotic Equipment Violations	2	2	0	0
Gambling - Betting/Wagering	0	0	0	0
Gambling - Operating/Promoting	0	0	0	0
Gambling - Equipment Violations	0	0	0	0
Gambling - Sports Tampering	0	0	0	0
Pornography/Obscene Material	0	0	0	0
Prostitution	0	0	0	0
Prostitution Assisting/Promoting	0	0	0	0
Weapon Law Violations	1	1	1	0
<b>Total Group A Offenses</b>	<b>62</b>	<b>36</b>	<b>14</b>	<b>19</b>



# Dresden Police Department - 2006

**2005 Population Estimate**                      **2,703**

**Offense Overview**

Offense Total                                      221  
 Number Cleared                                95  
 Percent Cleared                                42.99 %

Group A Crimes per 100,000  
 population                                      8,176.1

**Arrest Overview**

Total Arrests                                    113  
 Adult Arrests                                    105  
 Juvenile Arrests                                8  
 Unknown Age                                    0

Arrests per 100,000 population            4,180.5

Average number offenses/incident        1.20

**Domestic Violence Victims**

Offense	Total	Arrests
Murder	0	0
Aggravated Assault	8	7
Simple Assault	19	13
Intimidation	9	3
Stalking	2	2
Forcible Rape	0	0
Forcible Sodomy	0	0
Sexual Assault W/Object	0	0
Forcible Fondling	0	0
Incest	0	0
Statutory Rape	0	0
Kidnaping/Abduction	0	0
<b>Total</b>	<b>38</b>	<b>25</b>

**TIBRS Group B Arrests**

Offense	Adult	Juvenile
Bad Checks	0	0
Curfew/Vagrancy	0	0
Disorderly Conduct	5	2
DUI	17	0
Drunkenness	13	0
Family-Non Violent	0	0
Liquor Law Violations	1	0
Peeping Tom	0	0
Runaway	0	0
Trespass	0	0
All Other Offenses	4	0
<b>Total Group B</b>	<b>40</b>	<b>2</b>

TIBRS Group A Offenses	Offenses		Arrests	
	Reported	Cleared	Adult	Juvenile
<b>Crimes Against Persons</b>				
Murder	0	0	0	0
Negligent Manslaughter	0	0	0	0
Kidnaping/Abduction	0	0	0	0
Forcible Rape	1	1	1	0
Forcible Sodomy	0	0	0	0
Sexual Assault W/Object	0	0	0	0
Forcible Fondling	0	0	0	0
Incest	0	0	0	0
Statutory Rape	0	0	0	0
Aggravated Assault	12	10	9	1
Simple Assault	33	21	15	0
Intimidation	19	6	2	2
Stalking	4	2	2	0
<b>Crimes Against Property</b>				
Arson	0	0	0	0
Bribery	0	0	0	0
Burglary	18	2	2	0
Counterfeiting/Forgery	7	5	2	0
Destruction/Damage/Vandalism	38	10	7	1
Embezzlement	0	0	0	0
Extortion/Blackmail	0	0	0	0
Fraud - False Pretenses	6	5	1	0
Fraud - Credit Card/ATM	4	0	0	0
Fraud - Impersonation	1	0	0	0
Fraud - Welfare	0	0	0	0
Fraud - Wire	1	0	0	0
Motor Vehicle Theft	0	0	0	0
Robbery	0	0	0	0
Stolen Property Offenses	0	0	0	0
Theft - Pocket-picking	0	0	0	0
Theft - Purse Snatching	0	0	0	0
Theft - Shoplifting	5	3	1	1
Theft From Building	11	2	2	0
Theft From Coin Machine	3	0	0	0
Theft From Motor Vehicle	8	0	0	0
Theft of Motor Vehicle Parts	4	0	0	0
Theft - All Other Larceny	20	2	2	0
<b>Crimes Against Society</b>				
Drug/Narcotic Violations	16	16	18	1
Drug/Narcotic Equipment Violations	9	9	0	0
Gambling - Betting/Wagering	0	0	0	0
Gambling - Operating/Promoting	0	0	0	0
Gambling - Equipment Violations	0	0	0	0
Gambling - Sports Tampering	0	0	0	0
Pornography/Obscene Material	0	0	0	0
Prostitution	0	0	0	0
Prostitution Assisting/Promoting	0	0	0	0
Weapon Law Violations	1	1	1	0
<b>Total Group A Offenses</b>	<b>221</b>	<b>95</b>	<b>65</b>	<b>6</b>



# Dunlap Police Department - 2006

**2005 Population Estimate** 4,681

## Offense Overview

Offense Total 239  
 Number Cleared 88  
 Percent Cleared 36.82 %

Group A Crimes per 100,000 population 5,105.7

## Arrest Overview

Total Arrests 238  
 Adult Arrests 233  
 Juvenile Arrests 5  
 Unknown Age 0

Arrests per 100,000 population 5,084.4

Average number offenses/incident 1.02

## Domestic Violence Victims

Offense	Total	Arrests
Murder	0	0
Aggravated Assault	6	6
Simple Assault	25	25
Intimidation	0	0
Stalking	0	0
Forcible Rape	0	0
Forcible Sodomy	0	0
Sexual Assault W/Object	0	0
Forcible Fondling	0	0
Incest	0	0
Statutory Rape	0	0
Kidnaping/Abduction	0	0
<b>Total</b>	<b>31</b>	<b>31</b>

## TIBRS Group B Arrests

Offense	Adult	Juvenile
Bad Checks	0	0
Curfew/Vagrancy	0	0
Disorderly Conduct	23	0
DUI	57	0
Drunkenness	51	0
Family-Non Violent	0	0
Liquor Law Violations	8	0
Peeping Tom	0	0
Runaway	0	0
Trespass	3	0
All Other Offenses	12	3
<b>Total Group B</b>	<b>154</b>	<b>3</b>

TIBRS Group A Offenses	Offenses		Arrests	
	Reported	Cleared	Adult	Juvenile
<b>Crimes Against Persons</b>				
Murder	0	0	0	0
Negligent Manslaughter	0	0	0	0
Kidnaping/Abduction	0	0	0	0
Forcible Rape	0	0	0	0
Forcible Sodomy	0	0	0	0
Sexual Assault W/Object	0	0	0	0
Forcible Fondling	1	0	0	0
Incest	0	0	0	0
Statutory Rape	1	0	0	0
Aggravated Assault	14	11	10	0
Simple Assault	49	39	38	0
Intimidation	5	0	0	0
Stalking	2	0	0	0
<b>Crimes Against Property</b>				
Arson	1	0	0	0
Bribery	0	0	0	0
Burglary	18	1	0	0
Counterfeiting/Forgery	10	1	1	0
Destruction/Damage/Vandalism	42	9	6	2
Embezzlement	0	0	0	0
Extortion/Blackmail	0	0	0	0
Fraud - False Pretenses	1	1	1	0
Fraud - Credit Card/ATM	2	0	0	0
Fraud - Impersonation	2	1	1	0
Fraud - Welfare	0	0	0	0
Fraud - Wire	0	0	0	0
Motor Vehicle Theft	12	2	2	0
Robbery	1	0	0	0
Stolen Property Offenses	2	1	1	0
Theft - Pocket-picking	3	0	0	0
Theft - Purse Snatching	3	1	0	0
Theft - Shoplifting	5	5	5	0
Theft From Building	15	1	1	0
Theft From Coin Machine	0	0	0	0
Theft From Motor Vehicle	10	2	2	0
Theft of Motor Vehicle Parts	2	0	0	0
Theft - All Other Larceny	30	5	6	0
<b>Crimes Against Society</b>				
Drug/Narcotic Violations	7	7	4	0
Drug/Narcotic Equipment Violations	0	0	0	0
Gambling - Betting/Wagering	0	0	0	0
Gambling - Operating/Promoting	0	0	0	0
Gambling - Equipment Violations	0	0	0	0
Gambling - Sports Tampering	0	0	0	0
Pornography/Obscene Material	0	0	0	0
Prostitution	0	0	0	0
Prostitution Assisting/Promoting	0	0	0	0
Weapon Law Violations	1	1	1	0
<b>Total Group A Offenses</b>	<b>239</b>	<b>88</b>	<b>79</b>	<b>2</b>





# Dyer Police Department - 2006

**2005 Population Estimate** **2,418**

**Offense Overview**

Offense Total 95  
 Number Cleared 44  
 Percent Cleared 46.32 %

Group A Crimes per 100,000 population 3,928.9

**Arrest Overview**

Total Arrests 54  
 Adult Arrests 43  
 Juvenile Arrests 11  
 Unknown Age 0

Arrests per 100,000 population 2,233.3

Average number offenses/incident 1.14

**Domestic Violence Victims**

Offense	Total	Arrests
Murder	0	0
Aggravated Assault	1	1
Simple Assault	8	7
Intimidation	0	0
Stalking	1	1
Forcible Rape	0	0
Forcible Sodomy	0	0
Sexual Assault W/Object	0	0
Forcible Fondling	0	0
Incest	0	0
Statutory Rape	0	0
Kidnaping/Abduction	0	0
<b>Total</b>	<b>10</b>	<b>9</b>

**TIBRS Group B Arrests**

Offense	Adult	Juvenile
Bad Checks	0	0
Curfew/Vagrancy	0	0
Disorderly Conduct	0	2
DUI	1	0
Drunkenness	0	0
Family-Non Violent	0	0
Liquor Law Violations	2	2
Peeping Tom	0	0
Runaway	0	2
Trespass	1	0
All Other Offenses	7	4
<b>Total Group B</b>	<b>11</b>	<b>10</b>

TIBRS Group A Offenses	Offenses		Arrests	
	Reported	Cleared	Adult	Juvenile
<b>Crimes Against Persons</b>				
Murder	0	0	0	0
Negligent Manslaughter	0	0	0	0
Kidnaping/Abduction	0	0	0	0
Forcible Rape	0	0	0	0
Forcible Sodomy	0	0	0	0
Sexual Assault W/Object	0	0	0	0
Forcible Fondling	3	3	1	0
Incest	0	0	0	0
Statutory Rape	0	0	0	0
Aggravated Assault	4	4	3	0
Simple Assault	16	11	8	0
Intimidation	6	2	2	0
Stalking	1	1	1	0
<b>Crimes Against Property</b>				
Arson	1	1	0	1
Bribery	0	0	0	0
Burglary	13	2	2	0
Counterfeiting/Forgery	6	3	0	0
Destruction/Damage/Vandalism	9	2	1	0
Embezzlement	1	1	1	0
Extortion/Blackmail	0	0	0	0
Fraud - False Pretenses	6	1	0	0
Fraud - Credit Card/ATM	2	1	0	0
Fraud - Impersonation	0	0	0	0
Fraud - Welfare	0	0	0	0
Fraud - Wire	0	0	0	0
Motor Vehicle Theft	2	1	0	0
Robbery	0	0	0	0
Stolen Property Offenses	0	0	0	0
Theft - Pocket-picking	0	0	0	0
Theft - Purse Snatching	0	0	0	0
Theft - Shoplifting	3	3	3	0
Theft From Building	8	3	2	0
Theft From Coin Machine	0	0	0	0
Theft From Motor Vehicle	6	0	0	0
Theft of Motor Vehicle Parts	0	0	0	0
Theft - All Other Larceny	3	0	0	0
<b>Crimes Against Society</b>				
Drug/Narcotic Violations	5	5	8	0
Drug/Narcotic Equipment Violations	0	0	0	0
Gambling - Betting/Wagering	0	0	0	0
Gambling - Operating/Promoting	0	0	0	0
Gambling - Equipment Violations	0	0	0	0
Gambling - Sports Tampering	0	0	0	0
Pornography/Obscene Material	0	0	0	0
Prostitution	0	0	0	0
Prostitution Assisting/Promoting	0	0	0	0
Weapon Law Violations	0	0	0	0
<b>Total Group A Offenses</b>	<b>95</b>	<b>44</b>	<b>32</b>	<b>1</b>



# Dyersburg Police Department - 2006

**2005 Population Estimate** 17,466

## Offense Overview

Offense Total 3,402  
 Number Cleared 965  
 Percent Cleared 28.37 %

Group A Crimes per 100,000 population 19,477.8

## Arrest Overview

Total Arrests 1,617  
 Adult Arrests 1,299  
 Juvenile Arrests 318  
 Unknown Age 3

Arrests per 100,000 population 9,258.0

Average number offenses/incident 1.12

## Domestic Violence Victims

Offense	Total	Arrests
Murder	0	0
Aggravated Assault	50	28
Simple Assault	273	141
Intimidation	76	7
Stalking	1	1
Forcible Rape	2	0
Forcible Sodomy	0	0
Sexual Assault W/Object	0	0
Forcible Fondling	9	0
Incest	0	0
Statutory Rape	0	0
Kidnaping/Abduction	19	5
<b>Total</b>	<b>430</b>	<b>182</b>

## TIBRS Group B Arrests

Offense	Adult	Juvenile
Bad Checks	26	0
Curfew/Vagrancy	0	24
Disorderly Conduct	45	42
DUI	69	0
Drunkenness	122	2
Family-Non Violent	1	1
Liquor Law Violations	23	7
Peeping Tom	0	0
Runaway	0	0
Trespass	30	3
All Other Offenses	253	79
<b>Total Group B</b>	<b>569</b>	<b>158</b>

TIBRS Group A Offenses	Offenses		Arrests	
	Reported	Cleared	Adult	Juvenile
<b>Crimes Against Persons</b>				
Murder	1	1	2	0
Negligent Manslaughter	0	0	0	0
Kidnaping/Abduction	25	18	5	1
Forcible Rape	17	0	0	0
Forcible Sodomy	0	0	0	0
Sexual Assault W/Object	0	0	0	0
Forcible Fondling	27	1	0	0
Incest	0	0	0	0
Statutory Rape	4	0	0	0
Aggravated Assault	133	74	46	9
Simple Assault	539	223	161	28
Intimidation	255	21	13	1
Stalking	10	1	1	0
<b>Crimes Against Property</b>				
Arson	4	0	0	0
Bribery	0	0	0	0
Burglary	324	56	52	11
Counterfeiting/Forgery	61	19	15	2
Destruction/Damage/Vandalism	445	25	15	5
Embezzlement	11	5	0	0
Extortion/Blackmail	0	0	0	0
Fraud - False Pretenses	28	5	6	0
Fraud - Credit Card/ATM	10	5	2	0
Fraud - Impersonation	33	22	15	3
Fraud - Welfare	0	0	0	0
Fraud - Wire	0	0	0	0
Motor Vehicle Theft	71	20	18	5
Robbery	24	9	8	0
Stolen Property Offenses	0	0	0	0
Theft - Pocket-picking	0	0	0	0
Theft - Purse Snatching	0	0	2	0
Theft - Shoplifting	133	103	65	31
Theft From Building	142	25	12	1
Theft From Coin Machine	0	0	0	0
Theft From Motor Vehicle	223	14	18	6
Theft of Motor Vehicle Parts	104	7	3	1
Theft - All Other Larceny	467	56	75	24
<b>Crimes Against Society</b>				
Drug/Narcotic Violations	209	162	162	24
Drug/Narcotic Equipment Violations	71	65	25	0
Gambling - Betting/Wagering	0	0	0	0
Gambling - Operating/Promoting	0	0	0	0
Gambling - Equipment Violations	0	0	0	0
Gambling - Sports Tampering	0	0	0	0
Pornography/Obscene Material	1	0	0	0
Prostitution	0	0	0	0
Prostitution Assisting/Promoting	0	0	0	0
Weapon Law Violations	30	28	9	8
<b>Total Group A Offenses</b>	<b>3,402</b>	<b>965</b>	<b>730</b>	<b>160</b>



2005 Population Estimate 458

**Offense Overview**

Offense Total 8  
 Number Cleared 1  
 Percent Cleared 12.50 %  
 Group A Crimes per 100,000 population 1,746.7

**Arrest Overview**

Total Arrests 1  
 Adult Arrests 1  
 Juvenile Arrests 0  
 Unknown Age 0  
 Arrests per 100,000 population 218.3  
 Average number offenses/incident 1.00

**Domestic Violence Victims**

Offense	Total	Arrests
Murder	0	0
Aggravated Assault	0	0
Simple Assault	0	0
Intimidation	0	0
Stalking	0	0
Forcible Rape	0	0
Forcible Sodomy	0	0
Sexual Assault W/Object	0	0
Forcible Fondling	0	0
Incest	0	0
Statutory Rape	0	0
Kidnaping/Abduction	0	0
<b>Total</b>	<b>0</b>	<b>0</b>

**TIBRS Group B Arrests**

Offense	Adult	Juvenile
Bad Checks	0	0
Curfew/Vagrancy	0	0
Disorderly Conduct	0	0
DUI	0	0
Drunkenness	0	0
Family-Non Violent	0	0
Liquor Law Violations	0	0
Peeping Tom	0	0
Runaway	0	0
Trespass	0	0
All Other Offenses	0	0
<b>Total Group B</b>	<b>0</b>	<b>0</b>

TIBRS Group A Offenses	Offenses		Arrests	
	Reported	Cleared	Adult	Juvenile
<b>Crimes Against Persons</b>				
Murder	0	0	0	0
Negligent Manslaughter	0	0	0	0
Kidnaping/Abduction	0	0	0	0
Forcible Rape	0	0	0	0
Forcible Sodomy	0	0	0	0
Sexual Assault W/Object	0	0	0	0
Forcible Fondling	1	0	0	0
Incest	0	0	0	0
Statutory Rape	0	0	0	0
Aggravated Assault	0	0	0	0
Simple Assault	1	1	1	0
Intimidation	0	0	0	0
Stalking	0	0	0	0
<b>Crimes Against Property</b>				
Arson	0	0	0	0
Bribery	0	0	0	0
Burglary	4	0	0	0
Counterfeiting/Forgery	0	0	0	0
Destruction/Damage/Vandalism	0	0	0	0
Embezzlement	0	0	0	0
Extortion/Blackmail	0	0	0	0
Fraud - False Pretenses	0	0	0	0
Fraud - Credit Card/ATM	0	0	0	0
Fraud - Impersonation	0	0	0	0
Fraud - Welfare	0	0	0	0
Fraud - Wire	0	0	0	0
Motor Vehicle Theft	0	0	0	0
Robbery	0	0	0	0
Stolen Property Offenses	0	0	0	0
Theft - Pocket-picking	0	0	0	0
Theft - Purse Snatching	0	0	0	0
Theft - Shoplifting	0	0	0	0
Theft From Building	0	0	0	0
Theft From Coin Machine	0	0	0	0
Theft From Motor Vehicle	1	0	0	0
Theft of Motor Vehicle Parts	0	0	0	0
Theft - All Other Larceny	1	0	0	0
<b>Crimes Against Society</b>				
Drug/Narcotic Violations	0	0	0	0
Drug/Narcotic Equipment Violations	0	0	0	0
Gambling - Betting/Wagering	0	0	0	0
Gambling - Operating/Promoting	0	0	0	0
Gambling - Equipment Violations	0	0	0	0
Gambling - Sports Tampering	0	0	0	0
Pornography/Obscene Material	0	0	0	0
Prostitution	0	0	0	0
Prostitution Assisting/Promoting	0	0	0	0
Weapon Law Violations	0	0	0	0
<b>Total Group A Offenses</b>	<b>8</b>	<b>1</b>	<b>1</b>	<b>0</b>



# East Ridge Police Department - 2006

**2005 Population Estimate** 19,821

## Offense Overview

Offense Total 2,752  
Number Cleared 908  
Percent Cleared 32.99 %

Group A Crimes per 100,000 population 13,884.3

## Arrest Overview

Total Arrests 1,377  
Adult Arrests 1,254  
Juvenile Arrests 123  
Unknown Age 0

Arrests per 100,000 population 6,947.2

Average number offenses/incident 1.17

## Domestic Violence Victims

Offense	Total	Arrests
Murder	0	0
Aggravated Assault	47	17
Simple Assault	250	88
Intimidation	51	1
Stalking	1	0
Forcible Rape	2	1
Forcible Sodomy	0	0
Sexual Assault W/Object	0	0
Forcible Fondling	6	0
Incest	0	0
Statutory Rape	0	0
Kidnaping/Abduction	6	3
<b>Total</b>	<b>363</b>	<b>110</b>

## TIBRS Group B Arrests

Offense	Adult	Juvenile
Bad Checks	28	0
Curfew/Vagrancy	0	9
Disorderly Conduct	10	12
DUI	106	1
Drunkenness	75	1
Family-Non Violent	0	0
Liquor Law Violations	21	10
Peeping Tom	0	0
Runaway	0	6
Trespass	10	6
All Other Offenses	352	10
<b>Total Group B</b>	<b>602</b>	<b>55</b>

TIBRS Group A Offenses	Offenses		Arrests	
	Reported	Cleared	Adult	Juvenile
<b>Crimes Against Persons</b>				
Murder	0	0	0	0
Negligent Manslaughter	0	0	0	0
Kidnaping/Abduction	7	4	7	0
Forcible Rape	14	2	3	0
Forcible Sodomy	1	1	0	0
Sexual Assault W/Object	0	0	0	0
Forcible Fondling	17	5	2	1
Incest	0	0	0	0
Statutory Rape	0	0	0	0
Aggravated Assault	109	54	39	4
Simple Assault	384	176	98	19
Intimidation	145	16	9	2
Stalking	5	1	0	0
<b>Crimes Against Property</b>				
Arson	7	2	2	0
Bribery	1	1	0	0
Burglary	251	24	17	3
Counterfeiting/Forgery	76	34	25	1
Destruction/Damage/Vandalism	270	23	15	2
Embezzlement	18	3	1	0
Extortion/Blackmail	2	0	0	0
Fraud - False Pretenses	98	31	13	0
Fraud - Credit Card/ATM	26	6	7	0
Fraud - Impersonation	41	31	24	2
Fraud - Welfare	0	0	0	0
Fraud - Wire	7	0	0	0
Motor Vehicle Theft	83	11	5	1
Robbery	33	14	12	3
Stolen Property Offenses	19	15	13	0
Theft - Pocket-picking	3	0	0	0
Theft - Purse Snatching	2	2	1	0
Theft - Shoplifting	132	81	83	8
Theft From Building	159	19	13	0
Theft From Coin Machine	17	0	0	0
Theft From Motor Vehicle	197	5	3	0
Theft of Motor Vehicle Parts	109	5	4	0
Theft - All Other Larceny	180	12	16	1
<b>Crimes Against Society</b>				
Drug/Narcotic Violations	187	183	181	19
Drug/Narcotic Equipment Violations	120	117	46	1
Gambling - Betting/Wagering	0	0	0	0
Gambling - Operating/Promoting	0	0	0	0
Gambling - Equipment Violations	1	0	0	0
Gambling - Sports Tampering	0	0	0	0
Pornography/Obscene Material	1	0	0	0
Prostitution	1	1	0	0
Prostitution Assisting/Promoting	0	0	0	0
Weapon Law Violations	29	29	13	1
<b>Total Group A Offenses</b>	<b>2,752</b>	<b>908</b>	<b>652</b>	<b>68</b>



**2005 Population Estimate**                      **13,944**

**Offense Overview**

Offense Total                                      1,808  
 Number Cleared                                810  
 Percent Cleared                                44.80 %

Group A Crimes per 100,000  
 population                                      12,966.2

**Arrest Overview**

Total Arrests                                    1,074  
 Adult Arrests                                    983  
 Juvenile Arrests                                91  
 Unknown Age                                    0

Arrests per 100,000 population            7,702.2

Average number offenses/incident        1.18

**Domestic Violence Victims**

Offense	Total	Arrests
Murder	0	0
Aggravated Assault	16	9
Simple Assault	120	43
Intimidation	28	7
Stalking	4	2
Forcible Rape	1	0
Forcible Sodomy	0	0
Sexual Assault W/Object	0	0
Forcible Fondling	1	1
Incest	0	0
Statutory Rape	1	0
Kidnaping/Abduction	4	2
<b>Total</b>	<b>175</b>	<b>64</b>

**TIBRS Group B Arrests**

Offense	Adult	Juvenile
Bad Checks	5	0
Curfew/Vagrancy	0	0
Disorderly Conduct	6	2
DUI	133	2
Drunkenness	107	1
Family-Non Violent	20	1
Liquor Law Violations	18	3
Peeping Tom	0	0
Runaway	0	16
Trespass	16	3
All Other Offenses	201	2
<b>Total Group B</b>	<b>506</b>	<b>30</b>

TIBRS Group A Offenses	Offenses		Arrests	
	Reported	Cleared	Adult	Juvenile
<b>Crimes Against Persons</b>				
Murder	0	0	0	0
Negligent Manslaughter	0	0	0	0
Kidnaping/Abduction	6	6	2	0
Forcible Rape	5	1	0	0
Forcible Sodomy	1	0	0	0
Sexual Assault W/Object	0	0	0	0
Forcible Fondling	3	2	1	1
Incest	0	0	0	0
Statutory Rape	5	4	2	0
Aggravated Assault	75	58	27	7
Simple Assault	221	125	61	9
Intimidation	142	44	14	3
Stalking	13	11	6	0
<b>Crimes Against Property</b>				
Arson	9	4	1	1
Bribery	0	0	0	0
Burglary	132	25	17	5
Counterfeiting/Forgery	59	35	23	0
Destruction/Damage/Vandalism	208	44	20	6
Embezzlement	17	14	12	0
Extortion/Blackmail	0	0	0	0
Fraud - False Pretenses	88	59	27	0
Fraud - Credit Card/ATM	24	8	7	0
Fraud - Impersonation	17	12	9	0
Fraud - Welfare	0	0	0	0
Fraud - Wire	12	0	0	0
Motor Vehicle Theft	32	15	11	1
Robbery	14	11	9	0
Stolen Property Offenses	7	4	2	1
Theft - Pocket-picking	1	0	0	0
Theft - Purse Snatching	1	0	0	0
Theft - Shoplifting	126	104	100	10
Theft From Building	103	28	17	1
Theft From Coin Machine	7	1	1	0
Theft From Motor Vehicle	117	23	8	6
Theft of Motor Vehicle Parts	57	2	1	0
Theft - All Other Larceny	156	21	11	4
<b>Crimes Against Society</b>				
Drug/Narcotic Violations	85	84	65	5
Drug/Narcotic Equipment Violations	52	52	17	1
Gambling - Betting/Wagering	0	0	0	0
Gambling - Operating/Promoting	0	0	0	0
Gambling - Equipment Violations	0	0	0	0
Gambling - Sports Tampering	0	0	0	0
Pornography/Obscene Material	1	1	1	0
Prostitution	0	0	0	0
Prostitution Assisting/Promoting	0	0	0	0
Weapon Law Violations	12	12	5	0
<b>Total Group A Offenses</b>	<b>1,808</b>	<b>810</b>	<b>477</b>	<b>61</b>



# Elkton Police Department - 2006

**2005 Population Estimate** 506

## Offense Overview

Offense Total 21  
 Number Cleared 13  
 Percent Cleared 61.90 %  
 Group A Crimes per 100,000 population 4,150.2

## Arrest Overview

Total Arrests 12  
 Adult Arrests 12  
 Juvenile Arrests 0  
 Unknown Age 0  
 Arrests per 100,000 population 2,371.5  
 Average number offenses/incident 1.40

## Domestic Violence Victims

Offense	Total	Arrests
Murder	0	0
Aggravated Assault	0	0
Simple Assault	1	0
Intimidation	0	0
Stalking	0	0
Forcible Rape	0	0
Forcible Sodomy	0	0
Sexual Assault W/Object	0	0
Forcible Fondling	0	0
Incest	0	0
Statutory Rape	0	0
Kidnaping/Abduction	0	0
<b>Total</b>	<b>1</b>	<b>0</b>

## TIBRS Group B Arrests

Offense	Adult	Juvenile
Bad Checks	1	0
Curfew/Vagrancy	0	0
Disorderly Conduct	0	0
DUI	0	0
Drunkenness	1	0
Family-Non Violent	0	0
Liquor Law Violations	0	0
Peeping Tom	0	0
Runaway	0	0
Trespass	0	0
All Other Offenses	2	0
<b>Total Group B</b>	<b>4</b>	<b>0</b>

TIBRS Group A Offenses	Offenses		Arrests	
	Reported	Cleared	Adult	Juvenile
<b>Crimes Against Persons</b>				
Murder	0	0	0	0
Negligent Manslaughter	0	0	0	0
Kidnaping/Abduction	0	0	0	0
Forcible Rape	0	0	0	0
Forcible Sodomy	0	0	0	0
Sexual Assault W/Object	0	0	0	0
Forcible Fondling	0	0	0	0
Incest	0	0	0	0
Statutory Rape	0	0	0	0
Aggravated Assault	1	1	0	0
Simple Assault	3	3	2	0
Intimidation	0	0	0	0
Stalking	0	0	0	0
<b>Crimes Against Property</b>				
Arson	0	0	0	0
Bribery	0	0	0	0
Burglary	4	1	1	0
Counterfeiting/Forgery	0	0	0	0
Destruction/Damage/Vandalism	0	0	0	0
Embezzlement	0	0	0	0
Extortion/Blackmail	0	0	0	0
Fraud - False Pretenses	0	0	0	0
Fraud - Credit Card/ATM	0	0	0	0
Fraud - Impersonation	1	1	0	0
Fraud - Welfare	0	0	0	0
Fraud - Wire	0	0	0	0
Motor Vehicle Theft	2	1	1	0
Robbery	0	0	0	0
Stolen Property Offenses	0	0	0	0
Theft - Pocket-picking	0	0	0	0
Theft - Purse Snatching	0	0	0	0
Theft - Shoplifting	0	0	0	0
Theft From Building	1	0	0	0
Theft From Coin Machine	0	0	0	0
Theft From Motor Vehicle	1	0	0	0
Theft of Motor Vehicle Parts	0	0	0	0
Theft - All Other Larceny	2	0	0	0
<b>Crimes Against Society</b>				
Drug/Narcotic Violations	2	2	2	0
Drug/Narcotic Equipment Violations	3	3	2	0
Gambling - Betting/Wagering	0	0	0	0
Gambling - Operating/Promoting	0	0	0	0
Gambling - Equipment Violations	0	0	0	0
Gambling - Sports Tampering	0	0	0	0
Pornography/Obscene Material	0	0	0	0
Prostitution	0	0	0	0
Prostitution Assisting/Promoting	0	0	0	0
Weapon Law Violations	1	1	0	0
<b>Total Group A Offenses</b>	<b>21</b>	<b>13</b>	<b>8</b>	<b>0</b>



# Englewood Police Department - 2006

**2005 Population Estimate** 1,666

## Offense Overview

Offense Total 248  
 Number Cleared 105  
 Percent Cleared 42.34 %

Group A Crimes per 100,000 population 14,886.0

## Arrest Overview

Total Arrests 195  
 Adult Arrests 195  
 Juvenile Arrests 0  
 Unknown Age 0

Arrests per 100,000 population 11,704.7

Average number offenses/incident 1.14

## Domestic Violence Victims

Offense	Total	Arrests
Murder	0	0
Aggravated Assault	0	0
Simple Assault	12	12
Intimidation	2	1
Stalking	0	0
Forcible Rape	0	0
Forcible Sodomy	0	0
Sexual Assault W/Object	0	0
Forcible Fondling	0	0
Incest	0	0
Statutory Rape	0	0
Kidnaping/Abduction	0	0
<b>Total</b>	<b>14</b>	<b>13</b>

## TIBRS Group B Arrests

Offense	Adult	Juvenile
Bad Checks	0	0
Curfew/Vagrancy	0	0
Disorderly Conduct	2	0
DUI	23	0
Drunkenness	11	0
Family-Non Violent	0	0
Liquor Law Violations	0	0
Peeping Tom	0	0
Runaway	0	0
Trespass	0	0
All Other Offenses	67	0
<b>Total Group B</b>	<b>103</b>	<b>0</b>

TIBRS Group A Offenses	Offenses		Arrests	
	Reported	Cleared	Adult	Juvenile
<b>Crimes Against Persons</b>				
Murder	0	0	0	0
Negligent Manslaughter	0	0	0	0
Kidnaping/Abduction	0	0	0	0
Forcible Rape	0	0	0	0
Forcible Sodomy	0	0	0	0
Sexual Assault W/Object	0	0	0	0
Forcible Fondling	3	0	0	0
Incest	0	0	0	0
Statutory Rape	0	0	0	0
Aggravated Assault	12	7	6	0
Simple Assault	39	19	20	0
Intimidation	18	3	2	0
Stalking	5	1	1	0
<b>Crimes Against Property</b>				
Arson	0	0	0	0
Bribery	0	0	0	0
Burglary	12	1	0	0
Counterfeiting/Forgery	4	2	2	0
Destruction/Damage/Vandalism	23	0	0	0
Embezzlement	0	0	0	0
Extortion/Blackmail	0	0	0	0
Fraud - False Pretenses	4	1	1	0
Fraud - Credit Card/ATM	1	0	0	0
Fraud - Impersonation	3	3	3	0
Fraud - Welfare	0	0	0	0
Fraud - Wire	1	0	0	0
Motor Vehicle Theft	9	0	0	0
Robbery	0	0	0	0
Stolen Property Offenses	0	0	0	0
Theft - Pocket-picking	0	0	0	0
Theft - Purse Snatching	0	0	0	0
Theft - Shoplifting	11	6	4	0
Theft From Building	10	0	0	0
Theft From Coin Machine	0	0	0	0
Theft From Motor Vehicle	4	2	2	0
Theft of Motor Vehicle Parts	4	1	1	0
Theft - All Other Larceny	20	2	2	0
<b>Crimes Against Society</b>				
Drug/Narcotic Violations	42	37	41	0
Drug/Narcotic Equipment Violations	23	20	7	0
Gambling - Betting/Wagering	0	0	0	0
Gambling - Operating/Promoting	0	0	0	0
Gambling - Equipment Violations	0	0	0	0
Gambling - Sports Tampering	0	0	0	0
Pornography/Obscene Material	0	0	0	0
Prostitution	0	0	0	0
Prostitution Assisting/Promoting	0	0	0	0
Weapon Law Violations	0	0	0	0
<b>Total Group A Offenses</b>	<b>248</b>	<b>105</b>	<b>92</b>	<b>0</b>



2005 Population Estimate 1,442

**Offense Overview**

Offense Total 159  
Number Cleared 57  
Percent Cleared 35.85 %

Group A Crimes per 100,000 population 11,026.4

**Arrest Overview**

Total Arrests 85  
Adult Arrests 77  
Juvenile Arrests 8  
Unknown Age 0

Arrests per 100,000 population 5,894.6

Average number offenses/incident 1.19

**Domestic Violence Victims**

Offense	Total	Arrests
Murder	0	0
Aggravated Assault	1	0
Simple Assault	14	14
Intimidation	6	2
Stalking	0	0
Forcible Rape	0	0
Forcible Sodomy	0	0
Sexual Assault W/Object	0	0
Forcible Fondling	0	0
Incest	0	0
Statutory Rape	0	0
Kidnaping/Abduction	0	0
<b>Total</b>	<b>21</b>	<b>16</b>

**TIBRS Group B Arrests**

Offense	Adult	Juvenile
Bad Checks	0	0
Curfew/Vagrancy	0	0
Disorderly Conduct	6	1
DUI	10	0
Drunkenness	6	0
Family-Non Violent	0	0
Liquor Law Violations	8	1
Peeping Tom	0	0
Runaway	0	1
Trespass	0	0
All Other Offenses	3	2
<b>Total Group B</b>	<b>33</b>	<b>5</b>

TIBRS Group A Offenses	Offenses		Arrests	
	Reported	Cleared	Adult	Juvenile
<b>Crimes Against Persons</b>				
Murder	0	0	0	0
Negligent Manslaughter	0	0	0	0
Kidnaping/Abduction	0	0	0	0
Forcible Rape	0	0	0	0
Forcible Sodomy	0	0	0	0
Sexual Assault W/Object	0	0	0	0
Forcible Fondling	0	0	0	0
Incest	0	0	0	0
Statutory Rape	0	0	0	0
Aggravated Assault	6	2	1	1
Simple Assault	38	25	19	1
Intimidation	18	7	8	0
Stalking	0	0	0	0
<b>Crimes Against Property</b>				
Arson	0	0	0	0
Bribery	0	0	0	0
Burglary	9	2	2	0
Counterfeiting/Forgery	1	1	1	0
Destruction/Damage/Vandalism	25	3	2	0
Embezzlement	0	0	0	0
Extortion/Blackmail	0	0	0	0
Fraud - False Pretenses	1	0	0	0
Fraud - Credit Card/ATM	0	0	1	0
Fraud - Impersonation	2	2	0	0
Fraud - Welfare	0	0	0	0
Fraud - Wire	0	0	0	0
Motor Vehicle Theft	5	0	0	0
Robbery	0	0	0	0
Stolen Property Offenses	0	0	0	0
Theft - Pocket-picking	0	0	0	0
Theft - Purse Snatching	0	0	0	0
Theft - Shoplifting	5	3	2	1
Theft From Building	33	5	3	0
Theft From Coin Machine	0	0	0	0
Theft From Motor Vehicle	6	0	0	0
Theft of Motor Vehicle Parts	2	0	0	0
Theft - All Other Larceny	1	0	0	0
<b>Crimes Against Society</b>				
Drug/Narcotic Violations	4	4	4	0
Drug/Narcotic Equipment Violations	3	3	1	0
Gambling - Betting/Wagering	0	0	0	0
Gambling - Operating/Promoting	0	0	0	0
Gambling - Equipment Violations	0	0	0	0
Gambling - Sports Tampering	0	0	0	0
Pornography/Obscene Material	0	0	0	0
Prostitution	0	0	0	0
Prostitution Assisting/Promoting	0	0	0	0
Weapon Law Violations	0	0	0	0
<b>Total Group A Offenses</b>	<b>159</b>	<b>57</b>	<b>44</b>	<b>3</b>





2005 Population Estimate 5,786

**Offense Overview**

Offense Total 465  
Number Cleared 151  
Percent Cleared 32.47 %

Group A Crimes per 100,000 population 8,036.6

**Arrest Overview**

Total Arrests 302  
Adult Arrests 272  
Juvenile Arrests 30  
Unknown Age 0

Arrests per 100,000 population 5,219.5

Average number offenses/incident 1.07

**Domestic Violence Victims**

Offense	Total	Arrests
Murder	0	0
Aggravated Assault	2	2
Simple Assault	25	19
Intimidation	1	1
Stalking	0	0
Forcible Rape	0	0
Forcible Sodomy	0	0
Sexual Assault W/Object	0	0
Forcible Fondling	0	0
Incest	0	0
Statutory Rape	0	0
Kidnaping/Abduction	0	0
<b>Total</b>	<b>28</b>	<b>22</b>

**TIBRS Group B Arrests**

Offense	Adult	Juvenile
Bad Checks	3	0
Curfew/Vagrancy	1	5
Disorderly Conduct	9	5
DUI	40	0
Drunkenness	55	0
Family-Non Violent	2	0
Liquor Law Violations	17	3
Peeping Tom	0	0
Runaway	0	0
Trespass	3	2
All Other Offenses	25	2
<b>Total Group B</b>	<b>155</b>	<b>17</b>

TIBRS Group A Offenses	Offenses		Arrests	
	Reported	Cleared	Adult	Juvenile
<b>Crimes Against Persons</b>				
Murder	0	0	0	0
Negligent Manslaughter	0	0	0	0
Kidnaping/Abduction	0	0	0	0
Forcible Rape	0	0	0	0
Forcible Sodomy	0	0	0	0
Sexual Assault W/Object	0	0	0	0
Forcible Fondling	0	0	0	0
Incest	0	0	0	0
Statutory Rape	0	0	0	0
Aggravated Assault	17	8	11	0
Simple Assault	48	32	19	2
Intimidation	10	1	1	0
Stalking	2	1	1	0
<b>Crimes Against Property</b>				
Arson	1	0	0	0
Bribery	0	0	0	0
Burglary	40	15	10	5
Counterfeiting/Forgery	11	2	2	0
Destruction/Damage/Vandalism	56	3	1	0
Embezzlement	3	1	1	0
Extortion/Blackmail	1	0	0	0
Fraud - False Pretenses	9	2	2	0
Fraud - Credit Card/ATM	5	2	2	0
Fraud - Impersonation	10	1	0	0
Fraud - Welfare	0	0	0	0
Fraud - Wire	4	0	0	0
Motor Vehicle Theft	9	4	3	0
Robbery	1	0	0	0
Stolen Property Offenses	2	0	0	0
Theft - Pocket-picking	1	0	0	0
Theft - Purse Snatching	0	0	0	0
Theft - Shoplifting	37	27	24	5
Theft From Building	48	5	5	0
Theft From Coin Machine	3	0	0	0
Theft From Motor Vehicle	23	0	0	0
Theft of Motor Vehicle Parts	8	0	0	0
Theft - All Other Larceny	72	4	6	0
<b>Crimes Against Society</b>				
Drug/Narcotic Violations	27	27	23	0
Drug/Narcotic Equipment Violations	13	13	4	1
Gambling - Betting/Wagering	0	0	0	0
Gambling - Operating/Promoting	0	0	0	0
Gambling - Equipment Violations	0	0	0	0
Gambling - Sports Tampering	0	0	0	0
Pornography/Obscene Material	0	0	0	0
Prostitution	0	0	0	0
Prostitution Assisting/Promoting	0	0	0	0
Weapon Law Violations	4	3	2	0
<b>Total Group A Offenses</b>	<b>465</b>	<b>151</b>	<b>117</b>	<b>13</b>



**2005 Population Estimate**                      **2,179**

**Offense Overview**

Offense Total                                      103  
 Number Cleared                                39  
 Percent Cleared                                37.86 %

Group A Crimes per 100,000  
 population                                      4,726.9

**Arrest Overview**

Total Arrests                                    66  
 Adult Arrests                                    65  
 Juvenile Arrests                                1  
 Unknown Age                                    0

Arrests per 100,000 population            3,028.9

Average number offenses/incident        1.06

**Domestic Violence Victims**

Offense	Total	Arrests
Murder	0	0
Aggravated Assault	0	0
Simple Assault	6	2
Intimidation	0	0
Stalking	0	0
Forcible Rape	0	0
Forcible Sodomy	0	0
Sexual Assault W/Object	0	0
Forcible Fondling	0	0
Incest	0	0
Statutory Rape	0	0
Kidnaping/Abduction	0	0
<b>Total</b>	<b>6</b>	<b>2</b>

**TIBRS Group B Arrests**

Offense	Adult	Juvenile
Bad Checks	0	0
Curfew/Vagrancy	0	0
Disorderly Conduct	0	0
DUI	16	0
Drunkenness	4	0
Family-Non Violent	0	0
Liquor Law Violations	2	1
Peeping Tom	0	0
Runaway	0	0
Trespass	0	0
All Other Offenses	9	0
<b>Total Group B</b>	<b>31</b>	<b>1</b>

TIBRS Group A Offenses	Offenses		Arrests	
	Reported	Cleared	Adult	Juvenile
<b>Crimes Against Persons</b>				
Murder	0	0	0	0
Negligent Manslaughter	0	0	0	0
Kidnaping/Abduction	0	0	0	0
Forcible Rape	0	0	0	0
Forcible Sodomy	0	0	0	0
Sexual Assault W/Object	0	0	0	0
Forcible Fondling	0	0	0	0
Incest	0	0	0	0
Statutory Rape	0	0	0	0
Aggravated Assault	4	0	0	0
Simple Assault	13	6	5	0
Intimidation	5	0	0	0
Stalking	0	0	0	0
<b>Crimes Against Property</b>				
Arson	0	0	0	0
Bribery	0	0	0	0
Burglary	8	3	1	0
Counterfeiting/Forgery	1	0	0	0
Destruction/Damage/Vandalism	17	1	0	0
Embezzlement	0	0	0	0
Extortion/Blackmail	0	0	0	0
Fraud - False Pretenses	10	9	9	0
Fraud - Credit Card/ATM	0	0	0	0
Fraud - Impersonation	0	0	0	0
Fraud - Welfare	0	0	0	0
Fraud - Wire	0	0	0	0
Motor Vehicle Theft	2	0	0	0
Robbery	2	2	2	0
Stolen Property Offenses	1	1	1	0
Theft - Pocket-picking	0	0	0	0
Theft - Purse Snatching	0	0	0	0
Theft - Shoplifting	2	2	2	0
Theft From Building	10	3	1	0
Theft From Coin Machine	0	0	0	0
Theft From Motor Vehicle	2	0	0	0
Theft of Motor Vehicle Parts	4	0	0	0
Theft - All Other Larceny	10	0	0	0
<b>Crimes Against Society</b>				
Drug/Narcotic Violations	11	11	13	0
Drug/Narcotic Equipment Violations	0	0	0	0
Gambling - Betting/Wagering	0	0	0	0
Gambling - Operating/Promoting	0	0	0	0
Gambling - Equipment Violations	0	0	0	0
Gambling - Sports Tampering	0	0	0	0
Pornography/Obscene Material	0	0	0	0
Prostitution	0	0	0	0
Prostitution Assisting/Promoting	0	0	0	0
Weapon Law Violations	1	1	0	0
<b>Total Group A Offenses</b>	<b>103</b>	<b>39</b>	<b>34</b>	<b>0</b>



2005 Population Estimate 555

**Offense Overview**

Offense Total 62  
 Number Cleared 26  
 Percent Cleared 41.94 %

Group A Crimes per 100,000 population 11,171.2

**Arrest Overview**

Total Arrests 12  
 Adult Arrests 12  
 Juvenile Arrests 0  
 Unknown Age 0

Arrests per 100,000 population 2,162.2

Average number offenses/incident 1.44

**Domestic Violence Victims**

Offense	Total	Arrests
Murder	0	0
Aggravated Assault	0	0
Simple Assault	4	0
Intimidation	1	0
Stalking	0	0
Forcible Rape	0	0
Forcible Sodomy	0	0
Sexual Assault W/Object	0	0
Forcible Fondling	0	0
Incest	0	0
Statutory Rape	0	0
Kidnaping/Abduction	0	0
<b>Total</b>	<b>5</b>	<b>0</b>

**TIBRS Group B Arrests**

Offense	Adult	Juvenile
Bad Checks	0	0
Curfew/Vagrancy	0	0
Disorderly Conduct	0	0
DUI	4	0
Drunkenness	0	0
Family-Non Violent	0	0
Liquor Law Violations	0	0
Peeping Tom	0	0
Runaway	0	0
Trespass	0	0
All Other Offenses	3	0
<b>Total Group B</b>	<b>7</b>	<b>0</b>

TIBRS Group A Offenses	Offenses		Arrests	
	Reported	Cleared	Adult	Juvenile
<b>Crimes Against Persons</b>				
Murder	0	0	0	0
Negligent Manslaughter	0	0	0	0
Kidnaping/Abduction	0	0	0	0
Forcible Rape	0	0	0	0
Forcible Sodomy	0	0	0	0
Sexual Assault W/Object	0	0	0	0
Forcible Fondling	0	0	0	0
Incest	0	0	0	0
Statutory Rape	0	0	0	0
Aggravated Assault	1	1	1	0
Simple Assault	8	1	0	0
Intimidation	1	0	0	0
Stalking	1	0	0	0
<b>Crimes Against Property</b>				
Arson	2	1	0	0
Bribery	0	0	0	0
Burglary	16	11	3	0
Counterfeiting/Forgery	1	0	0	0
Destruction/Damage/Vandalism	17	9	0	0
Embezzlement	0	0	0	0
Extortion/Blackmail	0	0	0	0
Fraud - False Pretenses	0	0	0	0
Fraud - Credit Card/ATM	0	0	0	0
Fraud - Impersonation	1	0	0	0
Fraud - Welfare	0	0	0	0
Fraud - Wire	0	0	0	0
Motor Vehicle Theft	1	1	0	0
Robbery	0	0	0	0
Stolen Property Offenses	0	0	0	0
Theft - Pocket-picking	0	0	0	0
Theft - Purse Snatching	0	0	0	0
Theft - Shoplifting	0	0	0	0
Theft From Building	2	0	0	0
Theft From Coin Machine	0	0	0	0
Theft From Motor Vehicle	3	0	0	0
Theft of Motor Vehicle Parts	3	0	0	0
Theft - All Other Larceny	3	0	0	0
<b>Crimes Against Society</b>				
Drug/Narcotic Violations	1	1	1	0
Drug/Narcotic Equipment Violations	1	1	0	0
Gambling - Betting/Wagering	0	0	0	0
Gambling - Operating/Promoting	0	0	0	0
Gambling - Equipment Violations	0	0	0	0
Gambling - Sports Tampering	0	0	0	0
Pornography/Obscene Material	0	0	0	0
Prostitution	0	0	0	0
Prostitution Assisting/Promoting	0	0	0	0
Weapon Law Violations	0	0	0	0
<b>Total Group A Offenses</b>	<b>62</b>	<b>26</b>	<b>5</b>	<b>0</b>



# Etowah Police Department - 2006

**2005 Population Estimate**                      **3,712**

**Offense Overview**

Offense Total                                      452  
 Number Cleared                                151  
 Percent Cleared                                33.41 %

Group A Crimes per 100,000  
 population                                      12,176.7

**Arrest Overview**

Total Arrests                                      103  
 Adult Arrests                                    102  
 Juvenile Arrests                                1  
 Unknown Age                                    0

Arrests per 100,000 population            2,774.8

Average number offenses/incident        1.11

**Domestic Violence Victims**

Offense	Total	Arrests
Murder	0	0
Aggravated Assault	4	3
Simple Assault	30	13
Intimidation	16	1
Stalking	2	1
Forcible Rape	0	0
Forcible Sodomy	0	0
Sexual Assault W/Object	0	0
Forcible Fondling	0	0
Incest	0	0
Statutory Rape	0	0
Kidnaping/Abduction	0	0
<b>Total</b>	<b>52</b>	<b>18</b>

**TIBRS Group B Arrests**

Offense	Adult	Juvenile
Bad Checks	0	0
Curfew/Vagrancy	0	0
Disorderly Conduct	3	0
DUI	13	0
Drunkenness	5	0
Family-Non Violent	0	0
Liquor Law Violations	0	0
Peeping Tom	0	0
Runaway	0	1
Trespass	1	0
All Other Offenses	8	0
<b>Total Group B</b>	<b>30</b>	<b>1</b>

TIBRS Group A Offenses	Offenses		Arrests	
	Reported	Cleared	Adult	Juvenile
<b>Crimes Against Persons</b>				
Murder	0	0	0	0
Negligent Manslaughter	0	0	0	0
Kidnaping/Abduction	0	0	0	0
Forcible Rape	1	1	0	0
Forcible Sodomy	0	0	0	0
Sexual Assault W/Object	0	0	0	0
Forcible Fondling	0	0	0	0
Incest	0	0	0	0
Statutory Rape	0	0	0	0
Aggravated Assault	13	5	3	0
Simple Assault	46	24	18	0
Intimidation	36	3	2	0
Stalking	3	1	1	0
<b>Crimes Against Property</b>				
Arson	0	0	0	0
Bribery	0	0	0	0
Burglary	24	2	2	0
Counterfeiting/Forgery	12	2	3	0
Destruction/Damage/Vandalism	70	3	1	0
Embezzlement	0	0	0	0
Extortion/Blackmail	0	0	0	0
Fraud - False Pretenses	3	1	0	0
Fraud - Credit Card/ATM	3	1	2	0
Fraud - Impersonation	3	1	0	0
Fraud - Welfare	0	0	0	0
Fraud - Wire	0	0	0	0
Motor Vehicle Theft	6	4	0	0
Robbery	2	1	0	0
Stolen Property Offenses	5	1	0	0
Theft - Pocket-picking	0	0	0	0
Theft - Purse Snatching	1	0	0	0
Theft - Shoplifting	26	12	8	0
Theft From Building	27	3	3	0
Theft From Coin Machine	1	0	0	0
Theft From Motor Vehicle	25	2	1	0
Theft of Motor Vehicle Parts	8	0	0	0
Theft - All Other Larceny	61	8	4	0
<b>Crimes Against Society</b>				
Drug/Narcotic Violations	46	46	19	0
Drug/Narcotic Equipment Violations	25	25	4	0
Gambling - Betting/Wagering	0	0	0	0
Gambling - Operating/Promoting	0	0	0	0
Gambling - Equipment Violations	0	0	0	0
Gambling - Sports Tampering	0	0	0	0
Pornography/Obscene Material	0	0	0	0
Prostitution	0	0	0	0
Prostitution Assisting/Promoting	0	0	0	0
Weapon Law Violations	5	5	1	0
<b>Total Group A Offenses</b>	<b>452</b>	<b>151</b>	<b>72</b>	<b>0</b>



# Fairview Police Department - 2006

**2005 Population Estimate**                      **7,190**

**Offense Overview**

Offense Total                                      461  
 Number Cleared                                144  
 Percent Cleared                                31.24 %

Group A Crimes per 100,000  
 population                                      6,411.7

**Arrest Overview**

Total Arrests                                    255  
 Adult Arrests                                    240  
 Juvenile Arrests                                15  
 Unknown Age                                    0

Arrests per 100,000 population            3,546.6

Average number offenses/incident        1.08

**Domestic Violence Victims**

Offense	Total	Arrests
Murder	0	0
Aggravated Assault	3	3
Simple Assault	52	34
Intimidation	11	2
Stalking	0	0
Forcible Rape	1	0
Forcible Sodomy	0	0
Sexual Assault W/Object	0	0
Forcible Fondling	2	0
Incest	0	0
Statutory Rape	0	0
Kidnaping/Abduction	0	0
<b>Total</b>	<b>69</b>	<b>39</b>

**TIBRS Group B Arrests**

Offense	Adult	Juvenile
Bad Checks	11	0
Curfew/Vagrancy	0	0
Disorderly Conduct	5	0
DUI	23	0
Drunkenness	8	0
Family-Non Violent	0	0
Liquor Law Violations	2	2
Peeping Tom	0	0
Runaway	0	1
Trespass	3	0
All Other Offenses	61	4
<b>Total Group B</b>	<b>113</b>	<b>7</b>

TIBRS Group A Offenses	Offenses		Arrests	
	Reported	Cleared	Adult	Juvenile
<b>Crimes Against Persons</b>				
Murder	1	0	0	0
Negligent Manslaughter	0	0	0	0
Kidnaping/Abduction	2	0	0	0
Forcible Rape	4	0	0	0
Forcible Sodomy	0	0	0	0
Sexual Assault W/Object	0	0	0	0
Forcible Fondling	5	0	0	0
Incest	0	0	0	0
Statutory Rape	3	0	0	0
Aggravated Assault	12	10	8	1
Simple Assault	87	57	51	2
Intimidation	54	6	5	1
Stalking	0	0	0	0
<b>Crimes Against Property</b>				
Arson	1	1	1	0
Bribery	0	0	0	0
Burglary	44	7	11	0
Counterfeiting/Forgery	11	4	7	0
Destruction/Damage/Vandalism	62	9	3	0
Embezzlement	3	1	1	0
Extortion/Blackmail	0	0	0	0
Fraud - False Pretenses	3	1	1	0
Fraud - Credit Card/ATM	12	0	0	0
Fraud - Impersonation	10	4	4	0
Fraud - Welfare	0	0	0	0
Fraud - Wire	0	0	0	0
Motor Vehicle Theft	8	1	0	1
Robbery	2	0	0	0
Stolen Property Offenses	0	0	0	0
Theft - Pocket-picking	0	0	0	0
Theft - Purse Snatching	0	0	0	0
Theft - Shoplifting	9	5	4	0
Theft From Building	16	5	6	0
Theft From Coin Machine	1	0	0	0
Theft From Motor Vehicle	12	1	1	0
Theft of Motor Vehicle Parts	9	0	0	0
Theft - All Other Larceny	63	5	3	1
<b>Crimes Against Society</b>				
Drug/Narcotic Violations	15	15	14	2
Drug/Narcotic Equipment Violations	9	9	4	0
Gambling - Betting/Wagering	0	0	0	0
Gambling - Operating/Promoting	0	0	0	0
Gambling - Equipment Violations	0	0	0	0
Gambling - Sports Tampering	0	0	0	0
Pornography/Obscene Material	0	0	0	0
Prostitution	0	0	0	0
Prostitution Assisting/Promoting	0	0	0	0
Weapon Law Violations	3	3	3	0
<b>Total Group A Offenses</b>	<b>461</b>	<b>144</b>	<b>127</b>	<b>8</b>



# Fayetteville Police Department - 2006

**2005 Population Estimate** 7,034

## Offense Overview

Offense Total 980  
Number Cleared 363  
Percent Cleared 37.04 %

Group A Crimes per 100,000 population 13,932.3

## Arrest Overview

Total Arrests 828  
Adult Arrests 749  
Juvenile Arrests 79  
Unknown Age 0

Arrests per 100,000 population 11,771.4

Average number offenses/incident 1.07

## Domestic Violence Victims

Offense	Total	Arrests
Murder	1	1
Aggravated Assault	19	11
Simple Assault	104	62
Intimidation	30	3
Stalking	2	0
Forcible Rape	0	0
Forcible Sodomy	0	0
Sexual Assault W/Object	0	0
Forcible Fondling	1	0
Incest	0	0
Statutory Rape	1	0
Kidnaping/Abduction	0	0
<b>Total</b>	<b>158</b>	<b>77</b>

## TIBRS Group B Arrests

Offense	Adult	Juvenile
Bad Checks	99	0
Curfew/Vagrancy	0	2
Disorderly Conduct	54	8
DUI	53	1
Drunkenness	95	8
Family-Non Violent	3	2
Liquor Law Violations	14	3
Peeping Tom	0	0
Runaway	0	3
Trespass	8	0
All Other Offenses	132	22
<b>Total Group B</b>	<b>458</b>	<b>49</b>

TIBRS Group A Offenses	Offenses		Arrests	
	Reported	Cleared	Adult	Juvenile
<b>Crimes Against Persons</b>				
Murder	1	1	1	0
Negligent Manslaughter	0	0	0	0
Kidnaping/Abduction	3	3	4	0
Forcible Rape	1	1	0	0
Forcible Sodomy	0	0	0	0
Sexual Assault W/Object	0	0	0	0
Forcible Fondling	2	0	0	0
Incest	0	0	0	0
Statutory Rape	1	0	0	0
Aggravated Assault	54	33	26	0
Simple Assault	171	111	85	5
Intimidation	88	15	8	0
Stalking	14	3	2	0
<b>Crimes Against Property</b>				
Arson	1	0	0	0
Bribery	1	1	2	0
Burglary	92	22	34	2
Counterfeiting/Forgery	37	17	21	0
Destruction/Damage/Vandalism	123	18	5	11
Embezzlement	3	3	3	0
Extortion/Blackmail	1	1	1	0
Fraud - False Pretenses	10	2	2	0
Fraud - Credit Card/ATM	5	0	0	0
Fraud - Impersonation	6	2	0	1
Fraud - Welfare	0	0	0	0
Fraud - Wire	2	1	0	0
Motor Vehicle Theft	13	6	4	0
Robbery	6	2	2	0
Stolen Property Offenses	3	2	1	0
Theft - Pocket-picking	0	0	0	0
Theft - Purse Snatching	1	1	2	0
Theft - Shoplifting	11	6	6	0
Theft From Building	68	14	14	2
Theft From Coin Machine	2	0	0	0
Theft From Motor Vehicle	50	3	0	0
Theft of Motor Vehicle Parts	18	3	1	1
Theft - All Other Larceny	103	6	2	1
<b>Crimes Against Society</b>				
Drug/Narcotic Violations	57	55	49	6
Drug/Narcotic Equipment Violations	23	23	12	1
Gambling - Betting/Wagering	0	0	0	0
Gambling - Operating/Promoting	1	1	1	0
Gambling - Equipment Violations	1	1	0	0
Gambling - Sports Tampering	0	0	0	0
Pornography/Obscene Material	0	0	0	0
Prostitution	1	1	0	0
Prostitution Assisting/Promoting	0	0	0	0
Weapon Law Violations	6	5	3	0
<b>Total Group A Offenses</b>	<b>980</b>	<b>363</b>	<b>291</b>	<b>30</b>



# Franklin Police Department - 2006

**2005 Population Estimate** 53,311

## Offense Overview

Offense Total 2,368  
 Number Cleared 1,054  
 Percent Cleared 44.51 %  
 Group A Crimes per 100,000 population 4,441.9

## Arrest Overview

Total Arrests 1,331  
 Adult Arrests 1,034  
 Juvenile Arrests 297  
 Unknown Age 0  
 Arrests per 100,000 population 2,496.7  
 Average number offenses/incident 1.16

## Domestic Violence Victims

Offense	Total	Arrests
Murder	0	0
Aggravated Assault	21	17
Simple Assault	211	103
Intimidation	16	7
Stalking	0	0
Forcible Rape	7	2
Forcible Sodomy	1	0
Sexual Assault W/Object	0	0
Forcible Fondling	8	0
Incest	0	0
Statutory Rape	2	0
Kidnaping/Abduction	2	0
<b>Total</b>	<b>268</b>	<b>129</b>

## TIBRS Group B Arrests

Offense	Adult	Juvenile
Bad Checks	0	0
Curfew/Vagrancy	0	14
Disorderly Conduct	24	24
DUI	158	4
Drunkenness	73	1
Family-Non Violent	0	0
Liquor Law Violations	56	10
Peeping Tom	0	0
Runaway	0	15
Trespass	16	10
All Other Offenses	53	19
<b>Total Group B</b>	<b>380</b>	<b>97</b>

TIBRS Group A Offenses	Offenses		Arrests	
	Reported	Cleared	Adult	Juvenile
<b>Crimes Against Persons</b>				
Murder	1	1	0	0
Negligent Manslaughter	0	0	0	0
Kidnaping/Abduction	3	0	0	0
Forcible Rape	12	6	2	0
Forcible Sodomy	3	1	0	1
Sexual Assault W/Object	0	0	0	0
Forcible Fondling	23	6	0	0
Incest	0	0	0	0
Statutory Rape	2	0	0	0
Aggravated Assault	65	51	36	3
Simple Assault	303	153	114	9
Intimidation	65	23	15	4
Stalking	2	1	1	0
<b>Crimes Against Property</b>				
Arson	2	1	1	0
Bribery	1	1	0	0
Burglary	129	22	7	5
Counterfeiting/Forgery	73	36	20	3
Destruction/Damage/Vandalism	214	42	12	31
Embezzlement	67	44	33	3
Extortion/Blackmail	0	0	0	0
Fraud - False Pretenses	74	28	9	11
Fraud - Credit Card/ATM	33	11	0	0
Fraud - Impersonation	36	14	8	1
Fraud - Welfare	0	0	0	0
Fraud - Wire	0	0	0	0
Motor Vehicle Theft	44	21	13	2
Robbery	17	3	4	0
Stolen Property Offenses	12	10	6	1
Theft - Pocket-picking	5	0	0	0
Theft - Purse Snatching	1	0	2	0
Theft - Shoplifting	221	169	135	66
Theft From Building	197	36	11	5
Theft From Coin Machine	1	0	0	0
Theft From Motor Vehicle	107	7	4	1
Theft of Motor Vehicle Parts	127	5	4	0
Theft - All Other Larceny	132	22	13	9
<b>Crimes Against Society</b>				
Drug/Narcotic Violations	228	181	145	36
Drug/Narcotic Equipment Violations	125	119	37	6
Gambling - Betting/Wagering	0	0	0	0
Gambling - Operating/Promoting	1	1	1	0
Gambling - Equipment Violations	1	1	0	0
Gambling - Sports Tampering	0	0	0	0
Pornography/Obscene Material	8	6	4	1
Prostitution	5	5	4	0
Prostitution Assisting/Promoting	4	4	3	0
Weapon Law Violations	24	23	10	2
<b>Total Group A Offenses</b>	<b>2,368</b>	<b>1,054</b>	<b>654</b>	<b>200</b>



**2005 Population Estimate**                      **612**

**Offense Overview**

Offense Total                                      22  
 Number Cleared                                9  
 Percent Cleared                                40.91 %

Group A Crimes per 100,000  
 population                                      3,594.8

**Arrest Overview**

Total Arrests                                    12  
 Adult Arrests                                    11  
 Juvenile Arrests                                1  
 Unknown Age                                    0

Arrests per 100,000 population            1,960.8

Average number offenses/incident        1.10

**Domestic Violence Victims**

Offense	Total	Arrests
Murder	0	0
Aggravated Assault	0	0
Simple Assault	3	3
Intimidation	0	0
Stalking	0	0
Forcible Rape	0	0
Forcible Sodomy	0	0
Sexual Assault W/Object	0	0
Forcible Fondling	0	0
Incest	0	0
Statutory Rape	0	0
Kidnaping/Abduction	0	0
<b>Total</b>	<b>3</b>	<b>3</b>

**TIBRS Group B Arrests**

Offense	Adult	Juvenile
Bad Checks	0	0
Curfew/Vagrancy	0	1
Disorderly Conduct	0	0
DUI	2	0
Drunkenness	1	0
Family-Non Violent	0	0
Liquor Law Violations	0	0
Peeping Tom	0	0
Runaway	0	0
Trespass	0	0
All Other Offenses	0	0
<b>Total Group B</b>	<b>3</b>	<b>1</b>

TIBRS Group A Offenses	Offenses		Arrests	
	Reported	Cleared	Adult	Juvenile
<b>Crimes Against Persons</b>				
Murder	0	0	0	0
Negligent Manslaughter	0	0	0	0
Kidnaping/Abduction	0	0	0	0
Forcible Rape	0	0	0	0
Forcible Sodomy	0	0	0	0
Sexual Assault W/Object	0	0	0	0
Forcible Fondling	0	0	0	0
Incest	0	0	0	0
Statutory Rape	0	0	0	0
Aggravated Assault	2	2	2	0
Simple Assault	5	4	3	0
Intimidation	2	0	0	0
Stalking	0	0	0	0
<b>Crimes Against Property</b>				
Arson	0	0	0	0
Bribery	0	0	0	0
Burglary	2	0	0	0
Counterfeiting/Forgery	2	1	1	0
Destruction/Damage/Vandalism	3	0	0	0
Embezzlement	0	0	0	0
Extortion/Blackmail	0	0	0	0
Fraud - False Pretenses	0	0	0	0
Fraud - Credit Card/ATM	0	0	0	0
Fraud - Impersonation	1	0	0	0
Fraud - Welfare	0	0	0	0
Fraud - Wire	0	0	0	0
Motor Vehicle Theft	1	0	0	0
Robbery	0	0	0	0
Stolen Property Offenses	0	0	0	0
Theft - Pocket-picking	0	0	0	0
Theft - Purse Snatching	0	0	0	0
Theft - Shoplifting	0	0	0	0
Theft From Building	1	1	1	0
Theft From Coin Machine	0	0	0	0
Theft From Motor Vehicle	0	0	0	0
Theft of Motor Vehicle Parts	1	0	0	0
Theft - All Other Larceny	1	0	0	0
<b>Crimes Against Society</b>				
Drug/Narcotic Violations	1	1	1	0
Drug/Narcotic Equipment Violations	0	0	0	0
Gambling - Betting/Wagering	0	0	0	0
Gambling - Operating/Promoting	0	0	0	0
Gambling - Equipment Violations	0	0	0	0
Gambling - Sports Tampering	0	0	0	0
Pornography/Obscene Material	0	0	0	0
Prostitution	0	0	0	0
Prostitution Assisting/Promoting	0	0	0	0
Weapon Law Violations	0	0	0	0
<b>Total Group A Offenses</b>	<b>22</b>	<b>9</b>	<b>8</b>	<b>0</b>





**Gadsden Police Department - 2006**

## Offense Overview

Group A Crimes per 100,000 population	2,678.6
---------------------------------------	---------

Average number offenses/incident	1.00
----------------------------------	------

TIBRS Group B Arrests		
Offense	Adult	Juvenile
Bad Checks	0	0
Curfew/Vagrancy	0	0
Disorderly Conduct	0	0
DUI	1	0
Drunkenness	1	0
Family-Non Violent	0	0
Liquor Law Violations	0	0
Peeping Tom	0	0
Runaway	0	0
Trespass	0	0
All Other Offenses	1	0
<b>Total Group B</b>	<b>3</b>	<b>0</b>

# Gainesboro Police Department - 2006

**2005 Population Estimate** 859

## Offense Overview

Offense Total 70  
 Number Cleared 28  
 Percent Cleared 40.00 %

Group A Crimes per 100,000 population 8,149.0

## Arrest Overview

Total Arrests 58  
 Adult Arrests 57  
 Juvenile Arrests 1  
 Unknown Age 0

Arrests per 100,000 population 6,752.0

Average number offenses/incident 1.23

## Domestic Violence Victims

Offense	Total	Arrests
Murder	0	0
Aggravated Assault	1	1
Simple Assault	0	0
Intimidation	0	0
Stalking	0	0
Forcible Rape	0	0
Forcible Sodomy	0	0
Sexual Assault W/Object	0	0
Forcible Fondling	0	0
Incest	0	0
Statutory Rape	0	0
Kidnaping/Abduction	0	0
<b>Total</b>	<b>1</b>	<b>1</b>

## TIBRS Group B Arrests

Offense	Adult	Juvenile
Bad Checks	1	0
Curfew/Vagrancy	0	0
Disorderly Conduct	1	0
DUI	7	0
Drunkenness	11	0
Family-Non Violent	0	0
Liquor Law Violations	2	0
Peeping Tom	0	0
Runaway	0	0
Trespass	1	0
All Other Offenses	13	0
<b>Total Group B</b>	<b>36</b>	<b>0</b>

TIBRS Group A Offenses	Offenses		Arrests	
	Reported	Cleared	Adult	Juvenile
<b>Crimes Against Persons</b>				
Murder	0	0	0	0
Negligent Manslaughter	0	0	0	0
Kidnaping/Abduction	0	0	0	0
Forcible Rape	0	0	0	0
Forcible Sodomy	0	0	0	0
Sexual Assault W/Object	0	0	0	0
Forcible Fondling	0	0	0	0
Incest	0	0	0	0
Statutory Rape	0	0	0	0
Aggravated Assault	3	1	1	0
Simple Assault	0	0	0	0
Intimidation	1	0	0	0
Stalking	1	0	0	0
<b>Crimes Against Property</b>				
Arson	0	0	0	0
Bribery	0	0	0	0
Burglary	4	0	0	0
Counterfeiting/Forgery	4	0	0	0
Destruction/Damage/Vandalism	3	0	0	0
Embezzlement	1	0	0	0
Extortion/Blackmail	0	0	0	0
Fraud - False Pretenses	4	0	0	0
Fraud - Credit Card/ATM	0	0	0	0
Fraud - Impersonation	0	0	0	0
Fraud - Welfare	0	0	0	0
Fraud - Wire	0	0	0	0
Motor Vehicle Theft	0	0	0	0
Robbery	0	0	0	0
Stolen Property Offenses	0	0	0	0
Theft - Pocket-picking	2	0	0	0
Theft - Purse Snatching	0	0	0	0
Theft - Shoplifting	3	3	3	0
Theft From Building	4	0	0	0
Theft From Coin Machine	1	1	2	0
Theft From Motor Vehicle	3	0	0	0
Theft of Motor Vehicle Parts	2	0	0	0
Theft - All Other Larceny	10	0	0	0
<b>Crimes Against Society</b>				
Drug/Narcotic Violations	14	13	12	1
Drug/Narcotic Equipment Violations	10	10	3	0
Gambling - Betting/Wagering	0	0	0	0
Gambling - Operating/Promoting	0	0	0	0
Gambling - Equipment Violations	0	0	0	0
Gambling - Sports Tampering	0	0	0	0
Pornography/Obscene Material	0	0	0	0
Prostitution	0	0	0	0
Prostitution Assisting/Promoting	0	0	0	0
Weapon Law Violations	0	0	0	0
<b>Total Group A Offenses</b>	<b>70</b>	<b>28</b>	<b>21</b>	<b>1</b>



# Gallatin Police Department - 2006

**2005 Population Estimate**                      **26,720**

**Offense Overview**

Offense Total                                      2,802

Number Cleared                                1,971

Percent Cleared                                70.34 %

Group A Crimes per 100,000  
population                                      10,486.5

**Arrest Overview**

Total Arrests                                    3,739

Adult Arrests                                    3,368

Juvenile Arrests                                371

Unknown Age                                    0

Arrests per 100,000 population            13,993.3

Average number offenses/incident        1.21

**Domestic Violence Victims**

Offense	Total	Arrests
Murder	0	0
Aggravated Assault	39	32
Simple Assault	254	202
Intimidation	20	4
Stalking	1	3
Forcible Rape	2	2
Forcible Sodomy	0	0
Sexual Assault W/Object	0	0
Forcible Fondling	3	1
Incest	0	0
Statutory Rape	3	2
Kidnaping/Abduction	4	2
<b>Total</b>	<b>326</b>	<b>248</b>

**TIBRS Group B Arrests**

Offense	Adult	Juvenile
Bad Checks	1	0
Curfew/Vagrancy	0	23
Disorderly Conduct	107	21
DUI	364	3
Drunkenness	461	5
Family-Non Violent	6	0
Liquor Law Violations	85	11
Peeping Tom	0	0
Runaway	0	29
Trespass	23	10
All Other Offenses	712	97
<b>Total Group B</b>	<b>1,759</b>	<b>199</b>

TIBRS Group A Offenses	Offenses		Arrests	
	Reported	Cleared	Adult	Juvenile
<b>Crimes Against Persons</b>				
Murder	0	0	0	0
Negligent Manslaughter	0	0	0	0
Kidnaping/Abduction	8	6	6	0
Forcible Rape	13	7	5	1
Forcible Sodomy	0	0	0	0
Sexual Assault W/Object	1	1	0	1
Forcible Fondling	19	10	4	2
Incest	0	0	0	0
Statutory Rape	11	11	6	0
Aggravated Assault	118	109	69	16
Simple Assault	445	313	253	35
Intimidation	123	19	15	2
Stalking	4	3	5	0
<b>Crimes Against Property</b>				
Arson	8	3	3	0
Bribery	0	0	0	0
Burglary	99	39	33	16
Counterfeiting/Forgery	149	98	53	1
Destruction/Damage/Vandalism	71	32	17	5
Embezzlement	27	13	9	0
Extortion/Blackmail	0	0	0	0
Fraud - False Pretenses	91	65	25	2
Fraud - Credit Card/ATM	54	16	2	0
Fraud - Impersonation	12	6	7	0
Fraud - Welfare	0	0	0	0
Fraud - Wire	0	0	0	0
Motor Vehicle Theft	63	31	20	1
Robbery	18	11	14	4
Stolen Property Offenses	15	14	17	1
Theft - Pocket-picking	2	0	0	0
Theft - Purse Snatching	2	1	1	0
Theft - Shoplifting	110	91	73	30
Theft From Building	150	63	47	10
Theft From Coin Machine	4	0	0	0
Theft From Motor Vehicle	65	20	17	4
Theft of Motor Vehicle Parts	62	16	4	2
Theft - All Other Larceny	132	53	57	10
<b>Crimes Against Society</b>				
Drug/Narcotic Violations	562	557	641	24
Drug/Narcotic Equipment Violations	332	331	192	5
Gambling - Betting/Wagering	0	0	0	0
Gambling - Operating/Promoting	0	0	0	0
Gambling - Equipment Violations	0	0	0	0
Gambling - Sports Tampering	0	0	0	0
Pornography/Obscene Material	0	0	0	0
Prostitution	1	1	1	0
Prostitution Assisting/Promoting	0	0	0	0
Weapon Law Violations	31	31	13	0
<b>Total Group A Offenses</b>	<b>2,802</b>	<b>1,971</b>	<b>1,609</b>	<b>172</b>



# Gallaway Police Department - 2006

**2005 Population Estimate** 712

**Offense Overview**

Offense Total 104  
 Number Cleared 88  
 Percent Cleared 84.62 %

Group A Crimes per 100,000 population 14,606.7

**Arrest Overview**

Total Arrests 96  
 Adult Arrests 92  
 Juvenile Arrests 4  
 Unknown Age 0

Arrests per 100,000 population 13,483.1

Average number offenses/incident 1.39

**Domestic Violence Victims**

Offense	Total	Arrests
Murder	0	0
Aggravated Assault	1	1
Simple Assault	2	2
Intimidation	2	0
Stalking	0	0
Forcible Rape	0	0
Forcible Sodomy	0	0
Sexual Assault W/Object	0	0
Forcible Fondling	0	0
Incest	0	0
Statutory Rape	0	0
Kidnaping/Abduction	0	0
<b>Total</b>	<b>5</b>	<b>3</b>

**TIBRS Group B Arrests**

Offense	Adult	Juvenile
Bad Checks	0	0
Curfew/Vagrancy	0	0
Disorderly Conduct	1	0
DUI	13	0
Drunkenness	2	0
Family-Non Violent	1	0
Liquor Law Violations	2	0
Peeping Tom	0	0
Runaway	0	0
Trespass	0	0
All Other Offenses	2	0
<b>Total Group B</b>	<b>21</b>	<b>0</b>

TIBRS Group A Offenses	Offenses		Arrests	
	Reported	Cleared	Adult	Juvenile
<b>Crimes Against Persons</b>				
Murder	0	0	0	0
Negligent Manslaughter	0	0	0	0
Kidnaping/Abduction	0	0	0	0
Forcible Rape	1	1	1	0
Forcible Sodomy	1	1	0	0
Sexual Assault W/Object	0	0	0	0
Forcible Fondling	0	0	0	0
Incest	0	0	0	0
Statutory Rape	0	0	0	0
Aggravated Assault	8	7	6	0
Simple Assault	10	9	12	0
Intimidation	3	3	0	0
Stalking	0	0	0	0
<b>Crimes Against Property</b>				
Arson	0	0	0	0
Bribery	0	0	0	0
Burglary	5	0	0	0
Counterfeiting/Forgery	1	1	0	0
Destruction/Damage/Vandalism	3	1	1	0
Embezzlement	1	1	0	0
Extortion/Blackmail	0	0	0	0
Fraud - False Pretenses	1	1	1	0
Fraud - Credit Card/ATM	0	0	0	0
Fraud - Impersonation	0	0	0	0
Fraud - Welfare	0	0	0	0
Fraud - Wire	0	0	0	0
Motor Vehicle Theft	1	1	1	0
Robbery	0	0	0	0
Stolen Property Offenses	0	0	0	0
Theft - Pocket-picking	0	0	0	0
Theft - Purse Snatching	0	0	0	0
Theft - Shoplifting	1	1	0	1
Theft From Building	2	0	0	0
Theft From Coin Machine	0	0	0	0
Theft From Motor Vehicle	2	0	0	0
Theft of Motor Vehicle Parts	1	0	0	0
Theft - All Other Larceny	2	0	0	0
<b>Crimes Against Society</b>				
Drug/Narcotic Violations	37	37	42	3
Drug/Narcotic Equipment Violations	18	18	3	0
Gambling - Betting/Wagering	0	0	0	0
Gambling - Operating/Promoting	0	0	0	0
Gambling - Equipment Violations	0	0	0	0
Gambling - Sports Tampering	0	0	0	0
Pornography/Obscene Material	0	0	0	0
Prostitution	0	0	0	0
Prostitution Assisting/Promoting	0	0	0	0
Weapon Law Violations	6	6	4	0
<b>Total Group A Offenses</b>	<b>104</b>	<b>88</b>	<b>71</b>	<b>4</b>



**2005 Population Estimate**                      **863**

**Offense Overview**

Offense Total                                      37  
 Number Cleared                                11  
 Percent Cleared                                29.73 %

Group A Crimes per 100,000 population      4,287.4

**Arrest Overview**

Total Arrests                                    18  
 Adult Arrests                                    17  
 Juvenile Arrests                                1  
 Unknown Age                                    0

Arrests per 100,000 population              2,085.7

Average number offenses/incident           1.09

**Domestic Violence Victims**

Offense	Total	Arrests
Murder	0	0
Aggravated Assault	0	0
Simple Assault	0	0
Intimidation	1	1
Stalking	0	0
Forcible Rape	0	0
Forcible Sodomy	0	0
Sexual Assault W/Object	0	0
Forcible Fondling	0	0
Incest	0	0
Statutory Rape	0	0
Kidnaping/Abduction	0	0
<b>Total</b>	<b>1</b>	<b>1</b>

**TIBRS Group B Arrests**

Offense	Adult	Juvenile
Bad Checks	0	0
Curfew/Vagrancy	0	0
Disorderly Conduct	1	0
DUI	2	0
Drunkenness	2	0
Family-Non Violent	0	0
Liquor Law Violations	3	0
Peeping Tom	0	0
Runaway	0	0
Trespass	0	0
All Other Offenses	3	0
<b>Total Group B</b>	<b>11</b>	<b>0</b>

TIBRS Group A Offenses	Offenses		Arrests	
	Reported	Cleared	Adult	Juvenile
<b>Crimes Against Persons</b>				
Murder	0	0	0	0
Negligent Manslaughter	0	0	0	0
Kidnaping/Abduction	0	0	0	0
Forcible Rape	0	0	0	0
Forcible Sodomy	0	0	0	0
Sexual Assault W/Object	0	0	0	0
Forcible Fondling	0	0	0	0
Incest	0	0	0	0
Statutory Rape	0	0	0	0
Aggravated Assault	0	0	0	0
Simple Assault	3	0	0	0
Intimidation	1	1	1	0
Stalking	0	0	0	0
<b>Crimes Against Property</b>				
Arson	0	0	0	0
Bribery	0	0	0	0
Burglary	8	2	1	0
Counterfeiting/Forgery	0	0	0	0
Destruction/Damage/Vandalism	4	0	0	0
Embezzlement	0	0	0	0
Extortion/Blackmail	0	0	0	0
Fraud - False Pretenses	0	0	0	0
Fraud - Credit Card/ATM	0	0	0	0
Fraud - Impersonation	1	1	0	0
Fraud - Welfare	0	0	0	0
Fraud - Wire	0	0	0	0
Motor Vehicle Theft	4	0	0	0
Robbery	0	0	0	0
Stolen Property Offenses	0	0	0	0
Theft - Pocket-picking	2	0	0	0
Theft - Purse Snatching	0	0	0	0
Theft - Shoplifting	0	0	0	0
Theft From Building	0	0	0	0
Theft From Coin Machine	0	0	0	0
Theft From Motor Vehicle	3	0	0	0
Theft of Motor Vehicle Parts	1	0	0	0
Theft - All Other Larceny	5	2	2	0
<b>Crimes Against Society</b>				
Drug/Narcotic Violations	1	1	1	0
Drug/Narcotic Equipment Violations	1	1	0	0
Gambling - Betting/Wagering	0	0	0	0
Gambling - Operating/Promoting	0	0	0	0
Gambling - Equipment Violations	0	0	0	0
Gambling - Sports Tampering	0	0	0	0
Pornography/Obscene Material	0	0	0	0
Prostitution	0	0	0	0
Prostitution Assisting/Promoting	0	0	0	0
Weapon Law Violations	3	3	1	1
<b>Total Group A Offenses</b>	<b>37</b>	<b>11</b>	<b>6</b>	<b>1</b>



# Gatlinburg Police Department - 2006

**2005 Population Estimate** 4,426

## Offense Overview

Offense Total 1,077  
 Number Cleared 300  
 Percent Cleared 27.86 %

Group A Crimes per 100,000 population 24,333.5

## Arrest Overview

Total Arrests 1,285  
 Adult Arrests 1,225  
 Juvenile Arrests 60  
 Unknown Age 0

Arrests per 100,000 population 29,033.0

Average number offenses/incident 1.11

## Domestic Violence Victims

Offense	Total	Arrests
Murder	0	0
Aggravated Assault	10	7
Simple Assault	50	23
Intimidation	7	1
Stalking	0	0
Forcible Rape	0	0
Forcible Sodomy	0	0
Sexual Assault W/Object	0	0
Forcible Fondling	0	0
Incest	1	0
Statutory Rape	2	1
Kidnaping/Abduction	0	0
<b>Total</b>	<b>70</b>	<b>32</b>

## TIBRS Group B Arrests

Offense	Adult	Juvenile
Bad Checks	0	0
Curfew/Vagrancy	0	0
Disorderly Conduct	38	3
DUI	101	2
Drunkenness	793	0
Family-Non Violent	0	0
Liquor Law Violations	17	10
Peeping Tom	0	0
Runaway	0	2
Trespass	2	0
All Other Offenses	50	18
<b>Total Group B</b>	<b>1,001</b>	<b>35</b>

TIBRS Group A Offenses	Offenses		Arrests	
	Reported	Cleared	Adult	Juvenile
<b>Crimes Against Persons</b>				
Murder	0	0	0	0
Negligent Manslaughter	0	0	0	0
Kidnaping/Abduction	1	1	0	0
Forcible Rape	5	0	0	0
Forcible Sodomy	1	0	0	0
Sexual Assault W/Object	1	0	0	0
Forcible Fondling	2	0	0	0
Incest	1	0	0	0
Statutory Rape	3	2	1	0
Aggravated Assault	32	18	13	4
Simple Assault	136	62	41	1
Intimidation	45	4	3	0
Stalking	3	0	0	0
<b>Crimes Against Property</b>				
Arson	4	1	1	0
Bribery	0	0	0	0
Burglary	139	15	23	3
Counterfeiting/Forgery	32	2	1	0
Destruction/Damage/Vandalism	148	16	9	4
Embezzlement	30	5	5	0
Extortion/Blackmail	0	0	0	0
Fraud - False Pretenses	28	4	3	0
Fraud - Credit Card/ATM	22	0	0	0
Fraud - Impersonation	0	0	0	0
Fraud - Welfare	0	0	0	0
Fraud - Wire	0	0	0	0
Motor Vehicle Theft	20	1	1	0
Robbery	4	3	2	0
Stolen Property Offenses	0	0	0	0
Theft - Pocket-picking	2	0	0	0
Theft - Purse Snatching	0	0	0	0
Theft - Shoplifting	31	22	20	7
Theft From Building	134	9	5	2
Theft From Coin Machine	11	3	3	0
Theft From Motor Vehicle	53	1	1	0
Theft of Motor Vehicle Parts	13	0	0	0
Theft - All Other Larceny	46	4	7	0
<b>Crimes Against Society</b>				
Drug/Narcotic Violations	79	76	70	4
Drug/Narcotic Equipment Violations	40	40	10	0
Gambling - Betting/Wagering	0	0	0	0
Gambling - Operating/Promoting	0	0	0	0
Gambling - Equipment Violations	0	0	0	0
Gambling - Sports Tampering	0	0	0	0
Pornography/Obscene Material	1	1	0	0
Prostitution	0	0	0	0
Prostitution Assisting/Promoting	0	0	0	0
Weapon Law Violations	10	10	5	0
<b>Total Group A Offenses</b>	<b>1,077</b>	<b>300</b>	<b>224</b>	<b>25</b>



# Germantown Police Department - 2006

**2005 Population Estimate**                      **37,480**

**Offense Overview**

Offense Total                                      1,661

Number Cleared                                  418

Percent Cleared                                  25.17 %

Group A Crimes per 100,000 population                      4,431.7

**Arrest Overview**

Total Arrests                                      1,519

Adult Arrests                                      1,324

Juvenile Arrests                                  195

Unknown Age                                      0

Arrests per 100,000 population                      4,052.8

Average number offenses/incident                      1.15

**Domestic Violence Victims**

Offense	Total	Arrests
Murder	0	0
Aggravated Assault	10	4
Simple Assault	76	21
Intimidation	26	2
Stalking	1	1
Forcible Rape	3	1
Forcible Sodomy	0	0
Sexual Assault W/Object	0	0
Forcible Fondling	3	1
Incest	0	0
Statutory Rape	0	0
Kidnaping/Abduction	0	0
<b>Total</b>	<b>119</b>	<b>30</b>

**TIBRS Group B Arrests**

Offense	Adult	Juvenile
Bad Checks	1	0
Curfew/Vagrancy	0	43
Disorderly Conduct	2	3
DUI	98	4
Drunkenness	22	2
Family-Non Violent	0	0
Liquor Law Violations	33	14
Peeping Tom	0	0
Runaway	0	3
Trespass	4	1
All Other Offenses	880	15
<b>Total Group B</b>	<b>1,040</b>	<b>85</b>

TIBRS Group A Offenses	Offenses		Arrests	
	Reported	Cleared	Adult	Juvenile
<b>Crimes Against Persons</b>				
Murder	0	0	0	0
Negligent Manslaughter	0	0	0	0
Kidnaping/Abduction	1	0	0	0
Forcible Rape	5	2	0	1
Forcible Sodomy	1	1	1	0
Sexual Assault W/Object	0	0	0	0
Forcible Fondling	14	5	2	3
Incest	0	0	0	0
Statutory Rape	1	0	0	0
Aggravated Assault	24	18	9	4
Simple Assault	165	73	30	43
Intimidation	88	14	6	6
Stalking	5	2	2	0
<b>Crimes Against Property</b>				
Arson	2	0	0	0
Bribery	0	0	0	0
Burglary	170	9	21	1
Counterfeiting/Forgery	86	49	46	1
Destruction/Damage/Vandalism	283	16	9	3
Embezzlement	15	7	2	1
Extortion/Blackmail	1	0	0	0
Fraud - False Pretenses	60	17	4	0
Fraud - Credit Card/ATM	21	2	2	0
Fraud - Impersonation	30	22	20	1
Fraud - Welfare	0	0	0	0
Fraud - Wire	0	0	0	0
Motor Vehicle Theft	37	5	4	0
Robbery	10	0	1	0
Stolen Property Offenses	5	3	2	0
Theft - Pocket-picking	0	0	0	0
Theft - Purse Snatching	0	0	0	0
Theft - Shoplifting	46	15	16	2
Theft From Building	202	28	16	12
Theft From Coin Machine	4	0	0	0
Theft From Motor Vehicle	186	14	12	2
Theft of Motor Vehicle Parts	34	3	2	0
Theft - All Other Larceny	42	5	3	2
<b>Crimes Against Society</b>				
Drug/Narcotic Violations	76	69	66	19
Drug/Narcotic Equipment Violations	34	31	5	4
Gambling - Betting/Wagering	0	0	0	0
Gambling - Operating/Promoting	0	0	0	0
Gambling - Equipment Violations	0	0	0	0
Gambling - Sports Tampering	0	0	0	0
Pornography/Obscene Material	0	0	0	0
Prostitution	0	0	0	0
Prostitution Assisting/Promoting	0	0	0	0
Weapon Law Violations	13	8	3	5
<b>Total Group A Offenses</b>	<b>1,661</b>	<b>418</b>	<b>284</b>	<b>110</b>



# Gibson Police Department - 2006

2005 Population Estimate 407

## Offense Overview

Offense Total 49  
Number Cleared 19  
Percent Cleared 38.78 %

Group A Crimes per 100,000 population 12,039.3

## Arrest Overview

Total Arrests 21  
Adult Arrests 18  
Juvenile Arrests 3  
Unknown Age 0

Arrests per 100,000 population 5,159.7

Average number offenses/incident 1.29

## Domestic Violence Victims

Offense	Total	Arrests
Murder	0	0
Aggravated Assault	2	1
Simple Assault	2	1
Intimidation	2	0
Stalking	0	0
Forcible Rape	0	0
Forcible Sodomy	0	0
Sexual Assault W/Object	0	0
Forcible Fondling	0	0
Incest	0	0
Statutory Rape	0	0
Kidnaping/Abduction	0	0
<b>Total</b>	<b>6</b>	<b>2</b>

## TIBRS Group B Arrests

Offense	Adult	Juvenile
Bad Checks	0	0
Curfew/Vagrancy	0	0
Disorderly Conduct	0	0
DUI	2	0
Drunkenness	0	0
Family-Non Violent	0	0
Liquor Law Violations	1	0
Peeping Tom	0	0
Runaway	0	0
Trespass	1	0
All Other Offenses	1	0
<b>Total Group B</b>	<b>5</b>	<b>0</b>

TIBRS Group A Offenses	Offenses		Arrests	
	Reported	Cleared	Adult	Juvenile
<b>Crimes Against Persons</b>				
Murder	0	0	0	0
Negligent Manslaughter	0	0	0	0
Kidnaping/Abduction	0	0	0	0
Forcible Rape	0	0	0	0
Forcible Sodomy	0	0	0	0
Sexual Assault W/Object	0	0	0	0
Forcible Fondling	0	0	0	0
Incest	0	0	0	0
Statutory Rape	0	0	0	0
Aggravated Assault	2	1	1	0
Simple Assault	2	2	1	0
Intimidation	2	0	0	0
Stalking	0	0	0	0
<b>Crimes Against Property</b>				
Arson	0	0	0	0
Bribery	0	0	0	0
Burglary	1	1	0	0
Counterfeiting/Forgery	1	0	0	0
Destruction/Damage/Vandalism	12	1	0	3
Embezzlement	1	1	0	0
Extortion/Blackmail	0	0	0	0
Fraud - False Pretenses	0	0	0	0
Fraud - Credit Card/ATM	0	0	0	0
Fraud - Impersonation	2	1	1	0
Fraud - Welfare	0	0	0	0
Fraud - Wire	0	0	0	0
Motor Vehicle Theft	2	0	0	0
Robbery	0	0	0	0
Stolen Property Offenses	0	0	0	0
Theft - Pocket-picking	0	0	0	0
Theft - Purse Snatching	0	0	0	0
Theft - Shoplifting	1	1	1	0
Theft From Building	2	0	0	0
Theft From Coin Machine	0	0	0	0
Theft From Motor Vehicle	1	0	0	0
Theft of Motor Vehicle Parts	6	0	0	0
Theft - All Other Larceny	3	1	2	0
<b>Crimes Against Society</b>				
Drug/Narcotic Violations	5	5	6	0
Drug/Narcotic Equipment Violations	4	4	0	0
Gambling - Betting/Wagering	0	0	0	0
Gambling - Operating/Promoting	0	0	0	0
Gambling - Equipment Violations	0	0	0	0
Gambling - Sports Tampering	0	0	0	0
Pornography/Obscene Material	0	0	0	0
Prostitution	0	0	0	0
Prostitution Assisting/Promoting	0	0	0	0
Weapon Law Violations	2	1	1	0
<b>Total Group A Offenses</b>	<b>49</b>	<b>19</b>	<b>13</b>	<b>3</b>





**2005 Population Estimate** 1,426

**Offense Overview**

Offense Total 84  
 Number Cleared 26  
 Percent Cleared 30.95 %  
 Group A Crimes per 100,000 population 5,890.6

**Arrest Overview**

Total Arrests 46  
 Adult Arrests 44  
 Juvenile Arrests 2  
 Unknown Age 0  
 Arrests per 100,000 population 3,225.8  
 Average number offenses/incident 1.18

**Domestic Violence Victims**

Offense	Total	Arrests
Murder	0	0
Aggravated Assault	2	0
Simple Assault	4	1
Intimidation	1	0
Stalking	0	0
Forcible Rape	0	0
Forcible Sodomy	0	0
Sexual Assault W/Object	0	0
Forcible Fondling	0	0
Incest	0	0
Statutory Rape	0	0
Kidnaping/Abduction	1	0
<b>Total</b>	<b>8</b>	<b>1</b>

**TIBRS Group B Arrests**

Offense	Adult	Juvenile
Bad Checks	0	0
Curfew/Vagrancy	0	0
Disorderly Conduct	0	0
DUI	13	0
Drunkenness	5	0
Family-Non Violent	0	0
Liquor Law Violations	0	0
Peeping Tom	0	0
Runaway	0	0
Trespass	1	0
All Other Offenses	6	1
<b>Total Group B</b>	<b>25</b>	<b>1</b>

TIBRS Group A Offenses	Offenses		Arrests	
	Reported	Cleared	Adult	Juvenile
<b>Crimes Against Persons</b>				
Murder	0	0	0	0
Negligent Manslaughter	0	0	0	0
Kidnaping/Abduction	1	0	0	0
Forcible Rape	0	0	0	0
Forcible Sodomy	0	0	0	0
Sexual Assault W/Object	0	0	0	0
Forcible Fondling	0	0	0	0
Incest	0	0	0	0
Statutory Rape	0	0	0	0
Aggravated Assault	6	3	2	0
Simple Assault	8	4	3	0
Intimidation	4	2	1	0
Stalking	1	0	0	0
<b>Crimes Against Property</b>				
Arson	0	0	0	0
Bribery	0	0	0	0
Burglary	11	1	0	1
Counterfeiting/Forgery	2	1	1	0
Destruction/Damage/Vandalism	17	2	1	0
Embezzlement	0	0	0	0
Extortion/Blackmail	0	0	0	0
Fraud - False Pretenses	0	0	0	0
Fraud - Credit Card/ATM	1	0	0	0
Fraud - Impersonation	2	1	0	0
Fraud - Welfare	0	0	0	0
Fraud - Wire	0	0	0	0
Motor Vehicle Theft	3	1	3	0
Robbery	0	0	0	0
Stolen Property Offenses	0	0	0	0
Theft - Pocket-picking	0	0	0	0
Theft - Purse Snatching	0	0	0	0
Theft - Shoplifting	0	0	0	0
Theft From Building	6	0	0	0
Theft From Coin Machine	0	0	0	0
Theft From Motor Vehicle	1	0	0	0
Theft of Motor Vehicle Parts	7	0	0	0
Theft - All Other Larceny	2	0	0	0
<b>Crimes Against Society</b>				
Drug/Narcotic Violations	8	7	8	0
Drug/Narcotic Equipment Violations	4	4	0	0
Gambling - Betting/Wagering	0	0	0	0
Gambling - Operating/Promoting	0	0	0	0
Gambling - Equipment Violations	0	0	0	0
Gambling - Sports Tampering	0	0	0	0
Pornography/Obscene Material	0	0	0	0
Prostitution	0	0	0	0
Prostitution Assisting/Promoting	0	0	0	0
Weapon Law Violations	0	0	0	0
<b>Total Group A Offenses</b>	<b>84</b>	<b>26</b>	<b>19</b>	<b>1</b>



# Goodlettsville Police Department - 2006

**2005 Population Estimate** 15,320

## Offense Overview

Offense Total 1,655  
 Number Cleared 852  
 Percent Cleared 51.48 %

Group A Crimes per 100,000 population 10,802.9

## Arrest Overview

Total Arrests 977  
 Adult Arrests 748  
 Juvenile Arrests 229  
 Unknown Age 0

Arrests per 100,000 population 6,377.3

Average number offenses/incident 1.12

## Domestic Violence Victims

Offense	Total	Arrests
Murder	0	0
Aggravated Assault	15	12
Simple Assault	126	61
Intimidation	19	4
Stalking	1	0
Forcible Rape	1	1
Forcible Sodomy	0	0
Sexual Assault W/Object	1	0
Forcible Fondling	3	1
Incest	0	0
Statutory Rape	1	0
Kidnaping/Abduction	1	1
<b>Total</b>	<b>168</b>	<b>80</b>

## TIBRS Group B Arrests

Offense	Adult	Juvenile
Bad Checks	3	0
Curfew/Vagrancy	0	18
Disorderly Conduct	17	17
DUI	106	0
Drunkenness	41	0
Family-Non Violent	1	0
Liquor Law Violations	12	0
Peeping Tom	0	0
Runaway	0	13
Trespass	14	5
All Other Offenses	36	5
<b>Total Group B</b>	<b>230</b>	<b>58</b>

TIBRS Group A Offenses	Offenses		Arrests	
	Reported	Cleared	Adult	Juvenile
<b>Crimes Against Persons</b>				
Murder	1	1	0	0
Negligent Manslaughter	0	0	0	0
Kidnaping/Abduction	1	1	1	0
Forcible Rape	3	3	1	0
Forcible Sodomy	0	0	0	0
Sexual Assault W/Object	1	1	0	0
Forcible Fondling	4	2	1	0
Incest	0	0	0	0
Statutory Rape	1	0	0	0
Aggravated Assault	45	34	24	4
Simple Assault	222	165	91	7
Intimidation	65	38	13	0
Stalking	2	2	1	0
<b>Crimes Against Property</b>				
Arson	2	0	0	0
Bribery	0	0	0	0
Burglary	132	20	14	2
Counterfeiting/Forgery	33	16	14	0
Destruction/Damage/Vandalism	156	27	10	3
Embezzlement	26	20	15	3
Extortion/Blackmail	2	2	0	4
Fraud - False Pretenses	70	37	11	2
Fraud - Credit Card/ATM	6	4	1	0
Fraud - Impersonation	32	20	11	1
Fraud - Welfare	0	0	0	0
Fraud - Wire	1	0	0	0
Motor Vehicle Theft	57	13	5	3
Robbery	33	10	9	6
Stolen Property Offenses	11	10	10	2
Theft - Pocket-picking	12	3	2	0
Theft - Purse Snatching	2	1	0	3
Theft - Shoplifting	299	261	158	116
Theft From Building	64	18	6	0
Theft From Coin Machine	2	0	0	0
Theft From Motor Vehicle	105	16	21	0
Theft of Motor Vehicle Parts	67	4	3	0
Theft - All Other Larceny	81	14	16	1
<b>Crimes Against Society</b>				
Drug/Narcotic Violations	62	56	56	9
Drug/Narcotic Equipment Violations	47	45	21	5
Gambling - Betting/Wagering	0	0	0	0
Gambling - Operating/Promoting	0	0	0	0
Gambling - Equipment Violations	0	0	0	0
Gambling - Sports Tampering	0	0	0	0
Pornography/Obscene Material	0	0	0	0
Prostitution	0	0	0	0
Prostitution Assisting/Promoting	0	0	0	0
Weapon Law Violations	8	8	3	0
<b>Total Group A Offenses</b>	<b>1,655</b>	<b>852</b>	<b>518</b>	<b>171</b>



# Gordonsville Police Department - 2006

**2005 Population Estimate** 1,130

## Offense Overview

Offense Total 102  
Number Cleared 50  
Percent Cleared 49.02 %

Group A Crimes per 100,000 population 9,026.5

## Arrest Overview

Total Arrests 104  
Adult Arrests 87  
Juvenile Arrests 17  
Unknown Age 0

Arrests per 100,000 population 9,203.5

Average number offenses/incident 1.13

## Domestic Violence Victims

Offense	Total	Arrests
Murder	0	0
Aggravated Assault	1	1
Simple Assault	11	8
Intimidation	4	3
Stalking	0	0
Forcible Rape	0	0
Forcible Sodomy	0	0
Sexual Assault W/Object	0	0
Forcible Fondling	0	0
Incest	0	0
Statutory Rape	0	0
Kidnaping/Abduction	0	0
<b>Total</b>	<b>16</b>	<b>12</b>

## TIBRS Group B Arrests

Offense	Adult	Juvenile
Bad Checks	31	0
Curfew/Vagrancy	0	2
Disorderly Conduct	1	0
DUI	6	0
Drunkenness	5	0
Family-Non Violent	1	0
Liquor Law Violations	5	2
Peeping Tom	0	0
Runaway	0	0
Trespass	0	0
All Other Offenses	4	0
<b>Total Group B</b>	<b>53</b>	<b>4</b>

TIBRS Group A Offenses	Offenses		Arrests	
	Reported	Cleared	Adult	Juvenile
<b>Crimes Against Persons</b>				
Murder	0	0	0	0
Negligent Manslaughter	0	0	0	0
Kidnaping/Abduction	0	0	0	0
Forcible Rape	0	0	0	0
Forcible Sodomy	0	0	0	0
Sexual Assault W/Object	0	0	0	0
Forcible Fondling	0	0	0	0
Incest	0	0	0	0
Statutory Rape	0	0	0	0
Aggravated Assault	2	2	2	0
Simple Assault	20	16	11	3
Intimidation	4	3	3	0
Stalking	0	0	0	0
<b>Crimes Against Property</b>				
Arson	0	0	0	0
Bribery	0	0	0	0
Burglary	8	0	0	0
Counterfeiting/Forgery	4	3	3	0
Destruction/Damage/Vandalism	12	4	1	5
Embezzlement	0	0	0	0
Extortion/Blackmail	0	0	0	0
Fraud - False Pretenses	4	3	0	0
Fraud - Credit Card/ATM	2	1	1	0
Fraud - Impersonation	0	0	0	0
Fraud - Welfare	0	0	0	0
Fraud - Wire	0	0	0	0
Motor Vehicle Theft	4	4	4	0
Robbery	1	1	1	0
Stolen Property Offenses	0	0	0	0
Theft - Pocket-picking	0	0	0	0
Theft - Purse Snatching	0	0	0	0
Theft - Shoplifting	0	0	0	0
Theft From Building	4	1	1	0
Theft From Coin Machine	1	0	0	0
Theft From Motor Vehicle	9	1	2	2
Theft of Motor Vehicle Parts	10	3	0	3
Theft - All Other Larceny	7	1	0	0
<b>Crimes Against Society</b>				
Drug/Narcotic Violations	5	5	4	0
Drug/Narcotic Equipment Violations	1	1	0	0
Gambling - Betting/Wagering	0	0	0	0
Gambling - Operating/Promoting	0	0	0	0
Gambling - Equipment Violations	0	0	0	0
Gambling - Sports Tampering	0	0	0	0
Pornography/Obscene Material	0	0	0	0
Prostitution	0	0	0	0
Prostitution Assisting/Promoting	0	0	0	0
Weapon Law Violations	4	1	1	0
<b>Total Group A Offenses</b>	<b>102</b>	<b>50</b>	<b>34</b>	<b>13</b>



# Grand Junction Police Department - 2006

**2005 Population Estimate** 316

## Offense Overview

Offense Total 28  
 Number Cleared 16  
 Percent Cleared 57.14 %

Group A Crimes per 100,000 population 8,860.8

## Arrest Overview

Total Arrests 29  
 Adult Arrests 27  
 Juvenile Arrests 2  
 Unknown Age 0

Arrests per 100,000 population 9,177.2

Average number offenses/incident 1.08

## Domestic Violence Victims

Offense	Total	Arrests
Murder	0	0
Aggravated Assault	0	0
Simple Assault	3	3
Intimidation	0	0
Stalking	0	0
Forcible Rape	0	0
Forcible Sodomy	0	0
Sexual Assault W/Object	0	0
Forcible Fondling	0	0
Incest	0	0
Statutory Rape	0	0
Kidnaping/Abduction	0	0
<b>Total</b>	<b>3</b>	<b>3</b>

## TIBRS Group B Arrests

Offense	Adult	Juvenile
Bad Checks	0	0
Curfew/Vagrancy	0	0
Disorderly Conduct	4	1
DUI	3	0
Drunkenness	1	0
Family-Non Violent	0	0
Liquor Law Violations	0	0
Peeping Tom	0	0
Runaway	0	0
Trespass	0	0
All Other Offenses	4	0
<b>Total Group B</b>	<b>12</b>	<b>1</b>

TIBRS Group A Offenses	Offenses		Arrests	
	Reported	Cleared	Adult	Juvenile
<b>Crimes Against Persons</b>				
Murder	0	0	0	0
Negligent Manslaughter	0	0	0	0
Kidnaping/Abduction	0	0	0	0
Forcible Rape	0	0	0	0
Forcible Sodomy	0	0	0	0
Sexual Assault W/Object	0	0	0	0
Forcible Fondling	0	0	0	0
Incest	0	0	0	0
Statutory Rape	0	0	0	0
Aggravated Assault	0	0	0	0
Simple Assault	3	3	3	0
Intimidation	0	0	0	0
Stalking	0	0	0	0
<b>Crimes Against Property</b>				
Arson	0	0	0	0
Bribery	0	0	0	0
Burglary	2	1	0	0
Counterfeiting/Forgery	2	1	1	0
Destruction/Damage/Vandalism	4	1	0	0
Embezzlement	0	0	0	0
Extortion/Blackmail	0	0	0	0
Fraud - False Pretenses	0	0	0	0
Fraud - Credit Card/ATM	1	0	0	0
Fraud - Impersonation	1	1	1	0
Fraud - Welfare	0	0	0	0
Fraud - Wire	0	0	0	0
Motor Vehicle Theft	1	0	0	0
Robbery	5	2	4	0
Stolen Property Offenses	0	0	0	0
Theft - Pocket-picking	0	0	0	0
Theft - Purse Snatching	0	0	0	0
Theft - Shoplifting	1	1	1	0
Theft From Building	0	0	0	0
Theft From Coin Machine	0	0	0	0
Theft From Motor Vehicle	0	0	0	0
Theft of Motor Vehicle Parts	0	0	0	0
Theft - All Other Larceny	2	0	0	0
<b>Crimes Against Society</b>				
Drug/Narcotic Violations	4	4	3	1
Drug/Narcotic Equipment Violations	2	2	2	0
Gambling - Betting/Wagering	0	0	0	0
Gambling - Operating/Promoting	0	0	0	0
Gambling - Equipment Violations	0	0	0	0
Gambling - Sports Tampering	0	0	0	0
Pornography/Obscene Material	0	0	0	0
Prostitution	0	0	0	0
Prostitution Assisting/Promoting	0	0	0	0
Weapon Law Violations	0	0	0	0
<b>Total Group A Offenses</b>	<b>28</b>	<b>16</b>	<b>15</b>	<b>1</b>



# Greenville Police Department - 2006

**2005 Population Estimate** 1,426

## Offense Overview

Offense Total 150  
 Number Cleared 69  
 Percent Cleared 46.00 %

Group A Crimes per 100,000 population 10,518.9

## Arrest Overview

Total Arrests 128  
 Adult Arrests 121  
 Juvenile Arrests 7  
 Unknown Age 0

Arrests per 100,000 population 8,976.2

Average number offenses/incident 1.12

## Domestic Violence Victims

Offense	Total	Arrests
Murder	0	0
Aggravated Assault	3	3
Simple Assault	13	11
Intimidation	5	3
Stalking	0	0
Forcible Rape	0	0
Forcible Sodomy	0	0
Sexual Assault W/Object	0	0
Forcible Fondling	0	0
Incest	0	0
Statutory Rape	0	0
Kidnaping/Abduction	0	0
<b>Total</b>	<b>21</b>	<b>17</b>

## TIBRS Group B Arrests

Offense	Adult	Juvenile
Bad Checks	0	0
Curfew/Vagrancy	0	0
Disorderly Conduct	10	1
DUI	20	0
Drunkenness	30	0
Family-Non Violent	0	1
Liquor Law Violations	1	3
Peeping Tom	0	0
Runaway	0	0
Trespass	1	0
All Other Offenses	2	0
<b>Total Group B</b>	<b>64</b>	<b>5</b>

TIBRS Group A Offenses	Offenses		Arrests	
	Reported	Cleared	Adult	Juvenile
<b>Crimes Against Persons</b>				
Murder	0	0	0	0
Negligent Manslaughter	0	0	0	0
Kidnaping/Abduction	0	0	0	0
Forcible Rape	0	0	0	0
Forcible Sodomy	0	0	0	0
Sexual Assault W/Object	0	0	0	0
Forcible Fondling	1	0	0	0
Incest	0	0	0	0
Statutory Rape	0	0	0	0
Aggravated Assault	9	7	7	1
Simple Assault	26	23	17	1
Intimidation	14	7	5	0
Stalking	2	0	0	0
<b>Crimes Against Property</b>				
Arson	0	0	0	0
Bribery	0	0	0	0
Burglary	8	0	0	0
Counterfeiting/Forgery	1	0	0	0
Destruction/Damage/Vandalism	23	2	1	0
Embezzlement	0	0	0	0
Extortion/Blackmail	0	0	0	0
Fraud - False Pretenses	1	0	0	0
Fraud - Credit Card/ATM	0	0	0	0
Fraud - Impersonation	0	0	0	0
Fraud - Welfare	0	0	0	0
Fraud - Wire	0	0	0	0
Motor Vehicle Theft	1	0	0	0
Robbery	0	0	0	0
Stolen Property Offenses	0	0	0	0
Theft - Pocket-picking	0	0	0	0
Theft - Purse Snatching	0	0	0	0
Theft - Shoplifting	0	0	0	0
Theft From Building	22	0	0	0
Theft From Coin Machine	0	0	0	0
Theft From Motor Vehicle	2	0	0	0
Theft of Motor Vehicle Parts	1	0	0	0
Theft - All Other Larceny	7	0	0	0
<b>Crimes Against Society</b>				
Drug/Narcotic Violations	22	21	22	0
Drug/Narcotic Equipment Violations	8	7	3	0
Gambling - Betting/Wagering	0	0	0	0
Gambling - Operating/Promoting	0	0	0	0
Gambling - Equipment Violations	0	0	0	0
Gambling - Sports Tampering	0	0	0	0
Pornography/Obscene Material	0	0	0	0
Prostitution	0	0	0	0
Prostitution Assisting/Promoting	0	0	0	0
Weapon Law Violations	2	2	2	0
<b>Total Group A Offenses</b>	<b>150</b>	<b>69</b>	<b>57</b>	<b>2</b>



2005 Population Estimate 6,054

**Offense Overview**

Offense Total 489  
Number Cleared 191  
Percent Cleared 39.06 %

Group A Crimes per 100,000 population 8,077.3

**Arrest Overview**

Total Arrests 250  
Adult Arrests 154  
Juvenile Arrests 96  
Unknown Age 0

Arrests per 100,000 population 4,129.5

Average number offenses/incident 1.11

**Domestic Violence Victims**

Offense	Total	Arrests
Murder	0	0
Aggravated Assault	10	10
Simple Assault	44	36
Intimidation	14	3
Stalking	1	0
Forcible Rape	1	0
Forcible Sodomy	2	0
Sexual Assault W/Object	0	0
Forcible Fondling	1	1
Incest	0	0
Statutory Rape	0	0
Kidnaping/Abduction	0	0
<b>Total</b>	<b>73</b>	<b>50</b>

**TIBRS Group B Arrests**

Offense	Adult	Juvenile
Bad Checks	0	0
Curfew/Vagrancy	0	11
Disorderly Conduct	1	1
DUI	25	1
Drunkenness	3	2
Family-Non Violent	2	0
Liquor Law Violations	5	2
Peeping Tom	0	0
Runaway	0	3
Trespass	1	0
All Other Offenses	16	8
<b>Total Group B</b>	<b>53</b>	<b>28</b>

TIBRS Group A Offenses	Offenses		Arrests	
	Reported	Cleared	Adult	Juvenile
<b>Crimes Against Persons</b>				
Murder	1	0	0	0
Negligent Manslaughter	0	0	0	0
Kidnaping/Abduction	0	0	0	0
Forcible Rape	3	3	0	0
Forcible Sodomy	2	1	0	0
Sexual Assault W/Object	1	1	0	2
Forcible Fondling	2	2	0	1
Incest	0	0	0	0
Statutory Rape	0	0	0	0
Aggravated Assault	31	26	18	3
Simple Assault	73	51	36	7
Intimidation	49	9	3	4
Stalking	2	0	0	0
<b>Crimes Against Property</b>				
Arson	1	0	0	0
Bribery	0	0	0	0
Burglary	46	8	5	7
Counterfeiting/Forgery	9	7	5	0
Destruction/Damage/Vandalism	82	17	6	17
Embezzlement	0	0	0	0
Extortion/Blackmail	0	0	0	0
Fraud - False Pretenses	10	6	2	0
Fraud - Credit Card/ATM	2	2	1	0
Fraud - Impersonation	2	1	1	0
Fraud - Welfare	0	0	0	0
Fraud - Wire	0	0	0	0
Motor Vehicle Theft	19	8	3	5
Robbery	2	2	1	2
Stolen Property Offenses	3	2	0	2
Theft - Pocket-picking	0	0	0	0
Theft - Purse Snatching	0	0	0	0
Theft - Shoplifting	1	0	0	0
Theft From Building	29	9	6	2
Theft From Coin Machine	2	0	0	0
Theft From Motor Vehicle	48	12	0	10
Theft of Motor Vehicle Parts	22	0	0	0
Theft - All Other Larceny	23	2	2	0
<b>Crimes Against Society</b>				
Drug/Narcotic Violations	14	14	9	4
Drug/Narcotic Equipment Violations	5	5	1	1
Gambling - Betting/Wagering	0	0	0	0
Gambling - Operating/Promoting	0	0	0	0
Gambling - Equipment Violations	0	0	0	0
Gambling - Sports Tampering	0	0	0	0
Pornography/Obscene Material	3	1	1	0
Prostitution	0	0	0	0
Prostitution Assisting/Promoting	0	0	0	0
Weapon Law Violations	2	2	1	1
<b>Total Group A Offenses</b>	<b>489</b>	<b>191</b>	<b>101</b>	<b>68</b>



# Greenville Police Department - 2006

**2005 Population Estimate**                      **15,383**

**Offense Overview**

Offense Total                                      2,966

Number Cleared                                977

Percent Cleared                                32.94 %

Group A Crimes per 100,000  
population                                      19,281.0

**Arrest Overview**

Total Arrests                                    962

Adult Arrests                                    855

Juvenile Arrests                                107

Unknown Age                                    0

Arrests per 100,000 population            6,253.7

Average number offenses/incident        1.18

**Domestic Violence Victims**

Offense	Total	Arrests
Murder	0	0
Aggravated Assault	16	12
Simple Assault	193	128
Intimidation	14	0
Stalking	0	0
Forcible Rape	1	0
Forcible Sodomy	0	0
Sexual Assault W/Object	0	0
Forcible Fondling	5	1
Incest	1	0
Statutory Rape	0	0
Kidnaping/Abduction	2	0
<b>Total</b>	<b>232</b>	<b>141</b>

**TIBRS Group B Arrests**

Offense	Adult	Juvenile
Bad Checks	0	0
Curfew/Vagrancy	0	0
Disorderly Conduct	1	1
DUI	98	1
Drunkenness	106	1
Family-Non Violent	0	0
Liquor Law Violations	4	1
Peeping Tom	0	0
Runaway	0	15
Trespass	9	0
All Other Offenses	45	2
<b>Total Group B</b>	<b>263</b>	<b>21</b>

TIBRS Group A Offenses	Offenses		Arrests	
	Reported	Cleared	Adult	Juvenile
<b>Crimes Against Persons</b>				
Murder	0	0	0	0
Negligent Manslaughter	0	0	0	0
Kidnaping/Abduction	3	1	1	0
Forcible Rape	4	0	0	0
Forcible Sodomy	1	0	0	0
Sexual Assault W/Object	0	0	0	0
Forcible Fondling	9	4	1	0
Incest	1	0	0	0
Statutory Rape	1	0	0	0
Aggravated Assault	57	30	20	1
Simple Assault	342	233	135	14
Intimidation	133	52	2	3
Stalking	3	1	2	0
<b>Crimes Against Property</b>				
Arson	1	0	0	0
Bribery	0	0	0	0
Burglary	274	18	4	13
Counterfeiting/Forgery	331	129	97	1
Destruction/Damage/Vandalism	240	38	6	5
Embezzlement	34	19	19	0
Extortion/Blackmail	0	0	0	0
Fraud - False Pretenses	334	129	79	1
Fraud - Credit Card/ATM	48	5	0	0
Fraud - Impersonation	15	5	4	0
Fraud - Welfare	0	0	0	0
Fraud - Wire	0	0	0	0
Motor Vehicle Theft	58	5	3	0
Robbery	29	6	9	2
Stolen Property Offenses	0	0	0	0
Theft - Pocket-picking	2	0	0	0
Theft - Purse Snatching	1	0	0	0
Theft - Shoplifting	175	88	70	8
Theft From Building	124	23	8	1
Theft From Coin Machine	6	0	0	0
Theft From Motor Vehicle	155	29	10	22
Theft of Motor Vehicle Parts	86	6	2	3
Theft - All Other Larceny	392	52	16	3
<b>Crimes Against Society</b>				
Drug/Narcotic Violations	69	67	68	5
Drug/Narcotic Equipment Violations	30	30	29	3
Gambling - Betting/Wagering	0	0	0	0
Gambling - Operating/Promoting	0	0	0	0
Gambling - Equipment Violations	0	0	0	0
Gambling - Sports Tampering	0	0	0	0
Pornography/Obscene Material	0	0	0	0
Prostitution	0	0	0	0
Prostitution Assisting/Promoting	0	0	0	0
Weapon Law Violations	8	7	7	1
<b>Total Group A Offenses</b>	<b>2,966</b>	<b>977</b>	<b>592</b>	<b>86</b>



# Greenfield Police Department - 2006

**2005 Population Estimate** 2,084

## Offense Overview

Offense Total 122  
Number Cleared 72  
Percent Cleared 59.02 %

Group A Crimes per 100,000 population 5,854.1

## Arrest Overview

Total Arrests 89  
Adult Arrests 85  
Juvenile Arrests 4  
Unknown Age 0

Arrests per 100,000 population 4,270.6

Average number offenses/incident 1.23

## Domestic Violence Victims

Offense	Total	Arrests
Murder	0	0
Aggravated Assault	2	2
Simple Assault	9	8
Intimidation	4	0
Stalking	0	0
Forcible Rape	0	0
Forcible Sodomy	1	1
Sexual Assault W/Object	0	0
Forcible Fondling	0	0
Incest	0	0
Statutory Rape	0	0
Kidnaping/Abduction	0	0
<b>Total</b>	<b>16</b>	<b>11</b>

## TIBRS Group B Arrests

Offense	Adult	Juvenile
Bad Checks	0	0
Curfew/Vagrancy	0	0
Disorderly Conduct	1	0
DUI	19	0
Drunkenness	4	0
Family-Non Violent	0	0
Liquor Law Violations	2	0
Peeping Tom	0	0
Runaway	0	0
Trespass	4	0
All Other Offenses	6	0
<b>Total Group B</b>	<b>36</b>	<b>0</b>

TIBRS Group A Offenses	Offenses		Arrests	
	Reported	Cleared	Adult	Juvenile
<b>Crimes Against Persons</b>				
Murder	0	0	0	0
Negligent Manslaughter	0	0	0	0
Kidnaping/Abduction	0	0	0	0
Forcible Rape	0	0	0	0
Forcible Sodomy	1	1	1	0
Sexual Assault W/Object	0	0	0	0
Forcible Fondling	0	0	0	0
Incest	0	0	0	0
Statutory Rape	0	0	0	0
Aggravated Assault	3	2	2	0
Simple Assault	24	21	11	2
Intimidation	6	1	0	0
Stalking	0	0	0	0
<b>Crimes Against Property</b>				
Arson	0	0	0	0
Bribery	0	0	0	0
Burglary	4	1	1	0
Counterfeiting/Forgery	6	4	3	0
Destruction/Damage/Vandalism	14	4	2	0
Embezzlement	1	0	0	0
Extortion/Blackmail	0	0	0	0
Fraud - False Pretenses	5	3	1	0
Fraud - Credit Card/ATM	1	1	1	0
Fraud - Impersonation	1	0	0	0
Fraud - Welfare	0	0	0	0
Fraud - Wire	0	0	0	0
Motor Vehicle Theft	2	0	0	0
Robbery	1	1	1	0
Stolen Property Offenses	0	0	0	0
Theft - Pocket-picking	0	0	0	0
Theft - Purse Snatching	0	0	0	0
Theft - Shoplifting	2	2	2	0
Theft From Building	5	0	0	0
Theft From Coin Machine	0	0	0	0
Theft From Motor Vehicle	2	0	0	0
Theft of Motor Vehicle Parts	0	0	0	0
Theft - All Other Larceny	14	2	0	0
<b>Crimes Against Society</b>				
Drug/Narcotic Violations	18	18	19	2
Drug/Narcotic Equipment Violations	10	9	3	0
Gambling - Betting/Wagering	0	0	0	0
Gambling - Operating/Promoting	0	0	0	0
Gambling - Equipment Violations	0	0	0	0
Gambling - Sports Tampering	0	0	0	0
Pornography/Obscene Material	0	0	0	0
Prostitution	0	0	0	0
Prostitution Assisting/Promoting	0	0	0	0
Weapon Law Violations	2	2	2	0
<b>Total Group A Offenses</b>	<b>122</b>	<b>72</b>	<b>49</b>	<b>4</b>





2005 Population Estimate 2,236

**Offense Overview**

Offense Total 149  
Number Cleared 75  
Percent Cleared 50.34 %

Group A Crimes per 100,000 population 6,663.7

**Arrest Overview**

Total Arrests 84  
Adult Arrests 70  
Juvenile Arrests 14  
Unknown Age 0

Arrests per 100,000 population 3,756.7

Average number offenses/incident 1.08

**Domestic Violence Victims**

Offense	Total	Arrests
Murder	0	0
Aggravated Assault	6	4
Simple Assault	15	11
Intimidation	1	0
Stalking	0	0
Forcible Rape	1	1
Forcible Sodomy	0	0
Sexual Assault W/Object	0	0
Forcible Fondling	0	0
Incest	0	0
Statutory Rape	0	0
Kidnaping/Abduction	0	0
<b>Total</b>	<b>23</b>	<b>16</b>

**TIBRS Group B Arrests**

Offense	Adult	Juvenile
Bad Checks	0	0
Curfew/Vagrancy	0	0
Disorderly Conduct	1	0
DUI	6	0
Drunkenness	1	0
Family-Non Violent	0	0
Liquor Law Violations	1	0
Peeping Tom	0	0
Runaway	0	0
Trespass	2	0
All Other Offenses	3	0
<b>Total Group B</b>	<b>14</b>	<b>0</b>

TIBRS Group A Offenses	Offenses		Arrests	
	Reported	Cleared	Adult	Juvenile
<b>Crimes Against Persons</b>				
Murder	0	0	0	0
Negligent Manslaughter	0	0	0	0
Kidnaping/Abduction	0	0	0	0
Forcible Rape	2	1	1	0
Forcible Sodomy	0	0	0	0
Sexual Assault W/Object	0	0	0	0
Forcible Fondling	0	0	0	0
Incest	0	0	0	0
Statutory Rape	0	0	0	0
Aggravated Assault	16	14	8	2
Simple Assault	24	14	11	2
Intimidation	7	1	1	0
Stalking	0	0	0	0
<b>Crimes Against Property</b>				
Arson	0	0	0	0
Bribery	0	0	0	0
Burglary	19	6	4	0
Counterfeiting/Forgery	7	6	6	0
Destruction/Damage/Vandalism	20	4	1	9
Embezzlement	5	2	2	0
Extortion/Blackmail	0	0	0	0
Fraud - False Pretenses	6	3	0	0
Fraud - Credit Card/ATM	0	0	0	0
Fraud - Impersonation	7	5	5	0
Fraud - Welfare	0	0	0	0
Fraud - Wire	0	0	0	0
Motor Vehicle Theft	4	2	1	1
Robbery	1	1	1	0
Stolen Property Offenses	0	0	0	0
Theft - Pocket-picking	0	0	0	0
Theft - Purse Snatching	0	0	0	0
Theft - Shoplifting	3	2	2	0
Theft From Building	2	1	1	0
Theft From Coin Machine	0	0	0	0
Theft From Motor Vehicle	3	0	0	0
Theft of Motor Vehicle Parts	3	0	0	0
Theft - All Other Larceny	7	0	0	0
<b>Crimes Against Society</b>				
Drug/Narcotic Violations	8	8	8	0
Drug/Narcotic Equipment Violations	2	2	1	0
Gambling - Betting/Wagering	0	0	0	0
Gambling - Operating/Promoting	0	0	0	0
Gambling - Equipment Violations	0	0	0	0
Gambling - Sports Tampering	0	0	0	0
Pornography/Obscene Material	0	0	0	0
Prostitution	0	0	0	0
Prostitution Assisting/Promoting	0	0	0	0
Weapon Law Violations	3	3	3	0
<b>Total Group A Offenses</b>	<b>149</b>	<b>75</b>	<b>56</b>	<b>14</b>



# Harriman Police Department - 2006

**2005 Population Estimate** 6,725

## Offense Overview

Offense Total 907  
Number Cleared 431  
Percent Cleared 47.52 %

Group A Crimes per 100,000 population 13,487.0

## Arrest Overview

Total Arrests 570  
Adult Arrests 541  
Juvenile Arrests 29  
Unknown Age 0

Arrests per 100,000 population 8,475.8

Average number offenses/incident 1.13

## Domestic Violence Victims

Offense	Total	Arrests
Murder	0	0
Aggravated Assault	18	13
Simple Assault	41	33
Intimidation	17	10
Stalking	1	0
Forcible Rape	0	0
Forcible Sodomy	0	0
Sexual Assault W/Object	0	0
Forcible Fondling	1	0
Incest	0	0
Statutory Rape	1	0
Kidnaping/Abduction	0	0
<b>Total</b>	<b>79</b>	<b>56</b>

## TIBRS Group B Arrests

Offense	Adult	Juvenile
Bad Checks	0	0
Curfew/Vagrancy	1	0
Disorderly Conduct	23	6
DUI	51	0
Drunkenness	50	0
Family-Non Violent	3	0
Liquor Law Violations	18	0
Peeping Tom	0	0
Runaway	0	0
Trespass	16	1
All Other Offenses	21	4
<b>Total Group B</b>	<b>183</b>	<b>11</b>

TIBRS Group A Offenses	Offenses		Arrests	
	Reported	Cleared	Adult	Juvenile
<b>Crimes Against Persons</b>				
Murder	0	0	0	0
Negligent Manslaughter	0	0	0	0
Kidnaping/Abduction	3	0	0	0
Forcible Rape	2	0	0	0
Forcible Sodomy	1	0	0	0
Sexual Assault W/Object	0	0	0	0
Forcible Fondling	2	0	0	0
Incest	0	0	0	0
Statutory Rape	1	0	0	0
Aggravated Assault	42	29	23	2
Simple Assault	66	56	45	5
Intimidation	29	12	10	1
Stalking	2	0	0	0
<b>Crimes Against Property</b>				
Arson	5	0	0	0
Bribery	0	0	0	0
Burglary	62	9	7	1
Counterfeiting/Forgery	14	2	3	0
Destruction/Damage/Vandalism	91	13	8	3
Embezzlement	1	0	0	0
Extortion/Blackmail	0	0	0	0
Fraud - False Pretenses	12	4	3	0
Fraud - Credit Card/ATM	8	1	0	0
Fraud - Impersonation	22	16	15	0
Fraud - Welfare	0	0	0	0
Fraud - Wire	0	0	0	0
Motor Vehicle Theft	28	5	3	4
Robbery	12	3	3	0
Stolen Property Offenses	1	1	0	0
Theft - Pocket-picking	0	0	0	0
Theft - Purse Snatching	1	1	0	0
Theft - Shoplifting	31	27	25	0
Theft From Building	66	6	2	0
Theft From Coin Machine	7	1	2	0
Theft From Motor Vehicle	60	4	3	1
Theft of Motor Vehicle Parts	22	0	0	0
Theft - All Other Larceny	74	0	0	0
<b>Crimes Against Society</b>				
Drug/Narcotic Violations	148	148	149	1
Drug/Narcotic Equipment Violations	86	86	53	0
Gambling - Betting/Wagering	0	0	0	0
Gambling - Operating/Promoting	0	0	0	0
Gambling - Equipment Violations	0	0	0	0
Gambling - Sports Tampering	0	0	0	0
Pornography/Obscene Material	1	0	0	0
Prostitution	0	0	0	0
Prostitution Assisting/Promoting	0	0	0	0
Weapon Law Violations	7	7	4	0
<b>Total Group A Offenses</b>	<b>907</b>	<b>431</b>	<b>358</b>	<b>18</b>



# Henderson Police Department - 2006

**2005 Population Estimate**                      **6,061**

**Offense Overview**

Offense Total                                      547  
 Number Cleared                                203  
 Percent Cleared                                37.11 %

Group A Crimes per 100,000  
 population                                      9,024.9

**Arrest Overview**

Total Arrests                                    219  
 Adult Arrests                                    204  
 Juvenile Arrests                                15  
 Unknown Age                                    0

Arrests per 100,000 population            3,613.3

Average number offenses/incident        1.04

**Domestic Violence Victims**

Offense	Total	Arrests
Murder	1	1
Aggravated Assault	3	3
Simple Assault	18	17
Intimidation	0	0
Stalking	0	0
Forcible Rape	0	0
Forcible Sodomy	0	0
Sexual Assault W/Object	0	0
Forcible Fondling	0	0
Incest	0	0
Statutory Rape	0	0
Kidnaping/Abduction	0	0
<b>Total</b>	<b>22</b>	<b>21</b>

**TIBRS Group B Arrests**

Offense	Adult	Juvenile
Bad Checks	0	0
Curfew/Vagrancy	0	0
Disorderly Conduct	2	1
DUI	13	0
Drunkenness	8	1
Family-Non Violent	0	0
Liquor Law Violations	9	0
Peeping Tom	0	0
Runaway	0	0
Trespass	0	0
All Other Offenses	5	0
<b>Total Group B</b>	<b>37</b>	<b>2</b>

TIBRS Group A Offenses	Offenses		Arrests	
	Reported	Cleared	Adult	Juvenile
<b>Crimes Against Persons</b>				
Murder	2	2	3	0
Negligent Manslaughter	0	0	0	0
Kidnaping/Abduction	0	0	0	0
Forcible Rape	2	2	0	0
Forcible Sodomy	0	0	0	0
Sexual Assault W/Object	0	0	0	0
Forcible Fondling	4	3	2	0
Incest	0	0	0	0
Statutory Rape	0	0	0	0
Aggravated Assault	15	11	8	1
Simple Assault	95	39	29	5
Intimidation	45	11	4	0
Stalking	2	2	1	0
<b>Crimes Against Property</b>				
Arson	1	1	2	0
Bribery	0	0	0	0
Burglary	40	8	8	0
Counterfeiting/Forgery	17	11	13	0
Destruction/Damage/Vandalism	55	9	6	2
Embezzlement	1	1	0	0
Extortion/Blackmail	0	0	0	0
Fraud - False Pretenses	4	1	1	0
Fraud - Credit Card/ATM	1	0	0	0
Fraud - Impersonation	0	0	0	0
Fraud - Welfare	0	0	0	0
Fraud - Wire	0	0	0	0
Motor Vehicle Theft	5	2	2	0
Robbery	4	1	0	0
Stolen Property Offenses	0	0	0	0
Theft - Pocket-picking	3	2	0	1
Theft - Purse Snatching	2	0	0	0
Theft - Shoplifting	7	4	2	1
Theft From Building	49	7	7	1
Theft From Coin Machine	2	1	1	0
Theft From Motor Vehicle	26	3	1	0
Theft of Motor Vehicle Parts	2	1	0	0
Theft - All Other Larceny	99	20	22	2
<b>Crimes Against Society</b>				
Drug/Narcotic Violations	42	39	45	0
Drug/Narcotic Equipment Violations	20	20	9	0
Gambling - Betting/Wagering	0	0	0	0
Gambling - Operating/Promoting	0	0	0	0
Gambling - Equipment Violations	0	0	0	0
Gambling - Sports Tampering	0	0	0	0
Pornography/Obscene Material	0	0	0	0
Prostitution	0	0	0	0
Prostitution Assisting/Promoting	0	0	0	0
Weapon Law Violations	2	2	1	0
<b>Total Group A Offenses</b>	<b>547</b>	<b>203</b>	<b>167</b>	<b>13</b>



# Hendersonville Police Department - 2006

**2005 Population Estimate** 44,876

## Offense Overview

Offense Total 3,191  
 Number Cleared 1,353  
 Percent Cleared 42.40 %

Group A Crimes per 100,000 population 7,110.7

## Arrest Overview

Total Arrests 1,650  
 Adult Arrests 1,331  
 Juvenile Arrests 319  
 Unknown Age 0

Arrests per 100,000 population 3,676.8

Average number offenses/incident 1.17

## Domestic Violence Victims

Offense	Total	Arrests
Murder	2	0
Aggravated Assault	62	46
Simple Assault	303	212
Intimidation	32	2
Stalking	9	1
Forcible Rape	7	3
Forcible Sodomy	2	0
Sexual Assault W/Object	0	0
Forcible Fondling	3	2
Incest	2	0
Statutory Rape	3	2
Kidnaping/Abduction	4	0
<b>Total</b>	<b>429</b>	<b>268</b>

## TIBRS Group B Arrests

Offense	Adult	Juvenile
Bad Checks	0	1
Curfew/Vagrancy	0	14
Disorderly Conduct	18	3
DUI	178	3
Drunkenness	67	2
Family-Non Violent	5	0
Liquor Law Violations	145	41
Peeping Tom	0	0
Runaway	0	12
Trespass	21	4
All Other Offenses	108	83
<b>Total Group B</b>	<b>542</b>	<b>163</b>

TIBRS Group A Offenses	Offenses		Arrests	
	Reported	Cleared	Adult	Juvenile
<b>Crimes Against Persons</b>				
Murder	2	2	0	0
Negligent Manslaughter	0	0	0	0
Kidnaping/Abduction	4	2	0	0
Forcible Rape	11	7	4	0
Forcible Sodomy	3	1	0	0
Sexual Assault W/Object	0	0	0	0
Forcible Fondling	14	7	3	2
Incest	2	2	0	0
Statutory Rape	7	5	5	0
Aggravated Assault	172	128	75	4
Simple Assault	531	401	232	39
Intimidation	118	22	3	1
Stalking	17	9	3	0
<b>Crimes Against Property</b>				
Arson	6	1	0	2
Bribery	1	1	0	0
Burglary	208	52	25	7
Counterfeiting/Forgery	71	17	15	0
Destruction/Damage/Vandalism	452	67	24	11
Embezzlement	19	12	7	1
Extortion/Blackmail	2	0	0	0
Fraud - False Pretenses	136	32	22	0
Fraud - Credit Card/ATM	106	12	4	1
Fraud - Impersonation	64	22	12	3
Fraud - Welfare	0	0	0	0
Fraud - Wire	3	0	0	0
Motor Vehicle Theft	52	10	3	3
Robbery	21	5	5	3
Stolen Property Offenses	7	7	5	0
Theft - Pocket-picking	4	1	0	0
Theft - Purse Snatching	3	1	0	0
Theft - Shoplifting	156	100	96	38
Theft From Building	149	19	10	1
Theft From Coin Machine	3	2	0	0
Theft From Motor Vehicle	134	6	5	1
Theft of Motor Vehicle Parts	94	6	6	0
Theft - All Other Larceny	204	10	4	3
<b>Crimes Against Society</b>				
Drug/Narcotic Violations	220	207	169	32
Drug/Narcotic Equipment Violations	161	152	45	3
Gambling - Betting/Wagering	0	0	0	0
Gambling - Operating/Promoting	0	0	0	0
Gambling - Equipment Violations	0	0	0	0
Gambling - Sports Tampering	0	0	0	0
Pornography/Obscene Material	6	0	0	0
Prostitution	0	0	0	0
Prostitution Assisting/Promoting	0	0	0	0
Weapon Law Violations	28	25	7	1
<b>Total Group A Offenses</b>	<b>3,191</b>	<b>1,353</b>	<b>789</b>	<b>156</b>



# Henning Police Department - 2006

**2005 Population Estimate** 1,282

## Offense Overview

Offense Total 75  
 Number Cleared 30  
 Percent Cleared 40.00 %

Group A Crimes per 100,000 population 5,850.2

## Arrest Overview

Total Arrests 30  
 Adult Arrests 30  
 Juvenile Arrests 0  
 Unknown Age 0

Arrests per 100,000 population 2,340.1

Average number offenses/incident 1.19

## Domestic Violence Victims

Offense	Total	Arrests
Murder	0	0
Aggravated Assault	1	1
Simple Assault	3	1
Intimidation	0	0
Stalking	0	0
Forcible Rape	0	0
Forcible Sodomy	0	0
Sexual Assault W/Object	0	0
Forcible Fondling	1	1
Incest	0	0
Statutory Rape	0	0
Kidnaping/Abduction	0	0
<b>Total</b>	<b>5</b>	<b>3</b>

## TIBRS Group B Arrests

Offense	Adult	Juvenile
Bad Checks	0	0
Curfew/Vagrancy	0	0
Disorderly Conduct	1	0
DUI	0	0
Drunkenness	0	0
Family-Non Violent	0	0
Liquor Law Violations	1	0
Peeping Tom	0	0
Runaway	0	0
Trespass	1	0
All Other Offenses	1	0
<b>Total Group B</b>	<b>4</b>	<b>0</b>

TIBRS Group A Offenses	Offenses		Arrests	
	Reported	Cleared	Adult	Juvenile
<b>Crimes Against Persons</b>				
Murder	0	0	0	0
Negligent Manslaughter	0	0	0	0
Kidnaping/Abduction	0	0	0	0
Forcible Rape	0	0	0	0
Forcible Sodomy	0	0	0	0
Sexual Assault W/Object	0	0	0	0
Forcible Fondling	1	1	1	0
Incest	0	0	0	0
Statutory Rape	0	0	0	0
Aggravated Assault	8	5	8	0
Simple Assault	6	2	1	0
Intimidation	2	2	1	0
Stalking	0	0	0	0
<b>Crimes Against Property</b>				
Arson	0	0	0	0
Bribery	0	0	0	0
Burglary	15	3	2	0
Counterfeiting/Forgery	0	0	0	0
Destruction/Damage/Vandalism	10	3	0	0
Embezzlement	0	0	0	0
Extortion/Blackmail	0	0	0	0
Fraud - False Pretenses	0	0	0	0
Fraud - Credit Card/ATM	0	0	0	0
Fraud - Impersonation	0	0	0	0
Fraud - Welfare	0	0	0	0
Fraud - Wire	0	0	0	0
Motor Vehicle Theft	2	0	0	0
Robbery	0	0	0	0
Stolen Property Offenses	0	0	0	0
Theft - Pocket-picking	0	0	0	0
Theft - Purse Snatching	0	0	0	0
Theft - Shoplifting	0	0	0	0
Theft From Building	4	1	1	0
Theft From Coin Machine	0	0	0	0
Theft From Motor Vehicle	3	1	1	0
Theft of Motor Vehicle Parts	5	0	0	0
Theft - All Other Larceny	7	0	0	0
<b>Crimes Against Society</b>				
Drug/Narcotic Violations	9	9	9	0
Drug/Narcotic Equipment Violations	3	3	2	0
Gambling - Betting/Wagering	0	0	0	0
Gambling - Operating/Promoting	0	0	0	0
Gambling - Equipment Violations	0	0	0	0
Gambling - Sports Tampering	0	0	0	0
Pornography/Obscene Material	0	0	0	0
Prostitution	0	0	0	0
Prostitution Assisting/Promoting	0	0	0	0
Weapon Law Violations	0	0	0	0
<b>Total Group A Offenses</b>	<b>75</b>	<b>30</b>	<b>26</b>	<b>0</b>



## Henry Police Department - 2006

Arrest Overview	
Total Arrests	16
Adult Arrests	16
Juvenile Arrests	0
Unknown Age	0
Arrests per 100,000 population	3,024.6
Average number offenses/incident	1.19

<b>Offense</b>	<b>Adult</b>	<b>Juvenile</b>
Bad Checks	0	0
Curfew/Vagrancy	0	0
Disorderly Conduct	0	0
DUI	4	0
Drunkenness	0	0
Family-Non Violent	0	0
Liquor Law Violations	3	0
Peeping Tom	0	0
Runaway	0	0
Trespass	0	0
All Other Offenses	0	0
<b>Total Group B</b>	<b>7</b>	<b>0</b>

TIBRS Group A Offenses	Offenses		Arrests	
	Reported	Cleared	Adult	Juvenile
Crimes Against Persons				
Murder	0	0	0	0
Negligent Manslaughter	0	0	0	0
Kidnaping/Abduction	0	0	0	0
Forcible Rape	0	0	0	0
Forcible Sodomy	0	0	0	0
Sexual Assault W/Object	0	0	0	0
Forcible Fondling	0	0	0	0
Incest	0	0	0	0
Statutory Rape	0	0	0	0
Aggravated Assault	2	1	1	0
Simple Assault	7	4	3	0
Intimidation	2	1	0	0
Stalking	0	0	0	0
Crimes Against Property				
Arson	0	0	0	0
Bribery	0	0	0	0
Burglary	2	1	1	0
Counterfeiting/Forgery	0	0	0	0
Destruction/Damage/Vandalism	6	0	0	0
Embezzlement	0	0	0	0
Extortion/Blackmail	0	0	0	0
Fraud - False Pretenses	0	0	0	0
Fraud - Credit Card/ATM	0	0	0	0
Fraud - Impersonation	0	0	0	0
Fraud - Welfare	0	0	0	0
Fraud - Wire	0	0	0	0
Motor Vehicle Theft	1	1	1	0
Robbery	0	0	0	0
Stolen Property Offenses	0	0	0	0
Theft - Pocket-picking	0	0	0	0
Theft - Purse Snatching	0	0	0	0
Theft - Shoplifting	0	0	0	0
Theft From Building	1	1	1	0
Theft From Coin Machine	0	0	0	0
Theft From Motor Vehicle	2	0	0	0
Theft of Motor Vehicle Parts	1	0	0	0
Theft - All Other Larceny	1	0	0	0
Crimes Against Society				
Drug/Narcotic Violations	4	4	2	0
Drug/Narcotic Equipment Violations	2	2	0	0
Gambling - Betting/Wagering	0	0	0	0
Gambling - Operating/Promoting	0	0	0	0
Gambling - Equipment Violations	0	0	0	0
Gambling - Sports Tampering	0	0	0	0
Pornography/Obscene Material	0	0	0	0
Prostitution	0	0	0	0
Prostitution Assisting/Promoting	0	0	0	0
Weapon Law Violations	0	0	0	0
Total Group A Offenses	31	15	9	0



# Hohenwald Police Department - 2006

**2005 Population Estimate**                      **3,791**

**Offense Overview**

Offense Total                                      245  
 Number Cleared                                136  
 Percent Cleared                                55.51 %

Group A Crimes per 100,000  
 population                                      6,462.7

**Arrest Overview**

Total Arrests                                      186  
 Adult Arrests                                      155  
 Juvenile Arrests                                31  
 Unknown Age                                      0

Arrests per 100,000 population            4,906.4

Average number offenses/incident        1.23

**Domestic Violence Victims**

Offense	Total	Arrests
Murder	0	0
Aggravated Assault	8	6
Simple Assault	14	10
Intimidation	1	1
Stalking	0	0
Forcible Rape	0	0
Forcible Sodomy	0	0
Sexual Assault W/Object	0	0
Forcible Fondling	0	0
Incest	0	0
Statutory Rape	0	0
Kidnaping/Abduction	0	0
<b>Total</b>	<b>23</b>	<b>17</b>

**TIBRS Group B Arrests**

Offense	Adult	Juvenile
Bad Checks	0	0
Curfew/Vagrancy	0	0
Disorderly Conduct	4	0
DUI	17	0
Drunkenness	12	0
Family-Non Violent	0	0
Liquor Law Violations	32	7
Peeping Tom	0	0
Runaway	0	0
Trespass	1	0
All Other Offenses	5	3
<b>Total Group B</b>	<b>71</b>	<b>10</b>

TIBRS Group A Offenses	Offenses		Arrests	
	Reported	Cleared	Adult	Juvenile
<b>Crimes Against Persons</b>				
Murder	0	0	0	0
Negligent Manslaughter	0	0	0	0
Kidnaping/Abduction	0	0	0	0
Forcible Rape	0	0	0	0
Forcible Sodomy	0	0	0	0
Sexual Assault W/Object	0	0	0	0
Forcible Fondling	1	0	0	0
Incest	0	0	0	0
Statutory Rape	0	0	0	0
Aggravated Assault	15	15	11	0
Simple Assault	21	19	15	0
Intimidation	4	4	2	0
Stalking	0	0	0	0
<b>Crimes Against Property</b>				
Arson	0	0	0	0
Bribery	0	0	0	0
Burglary	27	1	1	0
Counterfeiting/Forgery	5	4	1	0
Destruction/Damage/Vandalism	31	5	2	0
Embezzlement	3	1	1	0
Extortion/Blackmail	0	0	0	0
Fraud - False Pretenses	3	2	1	1
Fraud - Credit Card/ATM	3	2	1	0
Fraud - Impersonation	1	1	1	0
Fraud - Welfare	0	0	0	0
Fraud - Wire	0	0	0	0
Motor Vehicle Theft	8	5	4	3
Robbery	1	1	1	0
Stolen Property Offenses	0	0	0	0
Theft - Pocket-picking	0	0	0	0
Theft - Purse Snatching	0	0	0	0
Theft - Shoplifting	5	5	3	2
Theft From Building	12	6	2	2
Theft From Coin Machine	1	0	0	0
Theft From Motor Vehicle	21	2	2	0
Theft of Motor Vehicle Parts	12	5	2	0
Theft - All Other Larceny	17	4	3	1
<b>Crimes Against Society</b>				
Drug/Narcotic Violations	35	35	27	12
Drug/Narcotic Equipment Violations	15	15	2	0
Gambling - Betting/Wagering	0	0	0	0
Gambling - Operating/Promoting	0	0	0	0
Gambling - Equipment Violations	0	0	0	0
Gambling - Sports Tampering	0	0	0	0
Pornography/Obscene Material	0	0	0	0
Prostitution	0	0	0	0
Prostitution Assisting/Promoting	0	0	0	0
Weapon Law Violations	4	4	2	0
<b>Total Group A Offenses</b>	<b>245</b>	<b>136</b>	<b>84</b>	<b>21</b>



# Hollow Rock Police Department - 2006

**2005 Population Estimate** 946

## Offense Overview

Offense Total 55  
 Number Cleared 37  
 Percent Cleared 67.27 %

Group A Crimes per 100,000 population 5,814.0

## Arrest Overview

Total Arrests 49  
 Adult Arrests 40  
 Juvenile Arrests 9  
 Unknown Age 0

Arrests per 100,000 population 5,179.7

Average number offenses/incident 1.25

## Domestic Violence Victims

Offense	Total	Arrests
Murder	0	0
Aggravated Assault	0	0
Simple Assault	6	7
Intimidation	0	0
Stalking	0	0
Forcible Rape	0	0
Forcible Sodomy	0	0
Sexual Assault W/Object	0	0
Forcible Fondling	0	0
Incest	0	0
Statutory Rape	0	0
Kidnaping/Abduction	0	0
<b>Total</b>	<b>6</b>	<b>7</b>

## TIBRS Group B Arrests

Offense	Adult	Juvenile
Bad Checks	0	0
Curfew/Vagrancy	0	0
Disorderly Conduct	1	0
DUI	5	0
Drunkenness	3	0
Family-Non Violent	0	0
Liquor Law Violations	1	1
Peeping Tom	0	0
Runaway	0	0
Trespass	2	0
All Other Offenses	2	0
<b>Total Group B</b>	<b>14</b>	<b>1</b>

TIBRS Group A Offenses	Offenses		Arrests	
	Reported	Cleared	Adult	Juvenile
<b>Crimes Against Persons</b>				
Murder	0	0	0	0
Negligent Manslaughter	0	0	0	0
Kidnaping/Abduction	0	0	0	0
Forcible Rape	0	0	0	0
Forcible Sodomy	0	0	0	0
Sexual Assault W/Object	0	0	0	0
Forcible Fondling	0	0	0	0
Incest	0	0	0	0
Statutory Rape	0	0	0	0
Aggravated Assault	0	0	0	0
Simple Assault	8	8	7	2
Intimidation	2	2	1	0
Stalking	0	0	0	0
<b>Crimes Against Property</b>				
Arson	0	0	0	0
Bribery	0	0	0	0
Burglary	2	0	0	0
Counterfeiting/Forgery	1	1	0	0
Destruction/Damage/Vandalism	9	6	0	5
Embezzlement	0	0	0	0
Extortion/Blackmail	0	0	0	0
Fraud - False Pretenses	1	0	0	0
Fraud - Credit Card/ATM	1	0	0	0
Fraud - Impersonation	2	1	1	0
Fraud - Welfare	0	0	0	0
Fraud - Wire	0	0	0	0
Motor Vehicle Theft	1	1	1	0
Robbery	2	1	0	0
Stolen Property Offenses	1	1	0	0
Theft - Pocket-picking	0	0	0	0
Theft - Purse Snatching	0	0	0	0
Theft - Shoplifting	1	1	1	0
Theft From Building	9	4	4	0
Theft From Coin Machine	0	0	0	0
Theft From Motor Vehicle	1	0	0	0
Theft of Motor Vehicle Parts	4	1	5	0
Theft - All Other Larceny	0	0	0	0
<b>Crimes Against Society</b>				
Drug/Narcotic Violations	6	6	4	1
Drug/Narcotic Equipment Violations	2	2	0	0
Gambling - Betting/Wagering	0	0	0	0
Gambling - Operating/Promoting	0	0	0	0
Gambling - Equipment Violations	0	0	0	0
Gambling - Sports Tampering	0	0	0	0
Pornography/Obscene Material	0	0	0	0
Prostitution	0	0	0	0
Prostitution Assisting/Promoting	0	0	0	0
Weapon Law Violations	2	2	2	0
<b>Total Group A Offenses</b>	<b>55</b>	<b>37</b>	<b>26</b>	<b>8</b>





# Hornbeak Police Department - 2006

2005 Population Estimate 424

## Offense Overview

Offense Total 9  
Number Cleared 3  
Percent Cleared 33.33 %

Group A Crimes per 100,000 population 2,122.6

## Arrest Overview

Total Arrests 10  
Adult Arrests 9  
Juvenile Arrests 1  
Unknown Age 0

Arrests per 100,000 population 2,358.5

Average number offenses/incident 1.00

## Domestic Violence Victims

Offense	Total	Arrests
Murder	0	0
Aggravated Assault	0	0
Simple Assault	2	0
Intimidation	0	0
Stalking	0	0
Forcible Rape	0	0
Forcible Sodomy	0	0
Sexual Assault W/Object	0	0
Forcible Fondling	0	0
Incest	0	0
Statutory Rape	1	0
Kidnaping/Abduction	0	0
<b>Total</b>	<b>3</b>	<b>0</b>

## TIBRS Group B Arrests

Offense	Adult	Juvenile
Bad Checks	6	0
Curfew/Vagrancy	0	0
Disorderly Conduct	0	0
DUI	0	0
Drunkenness	0	0
Family-Non Violent	0	0
Liquor Law Violations	0	0
Peeping Tom	0	0
Runaway	0	0
Trespass	0	0
All Other Offenses	1	0
<b>Total Group B</b>	<b>7</b>	<b>0</b>

TIBRS Group A Offenses	Offenses		Arrests	
	Reported	Cleared	Adult	Juvenile
<b>Crimes Against Persons</b>				
Murder	0	0	0	0
Negligent Manslaughter	0	0	0	0
Kidnaping/Abduction	0	0	0	0
Forcible Rape	0	0	0	0
Forcible Sodomy	0	0	0	0
Sexual Assault W/Object	0	0	0	0
Forcible Fondling	0	0	0	0
Incest	0	0	0	0
Statutory Rape	1	0	0	0
Aggravated Assault	0	0	0	0
Simple Assault	4	1	1	0
Intimidation	0	0	0	0
Stalking	0	0	0	0
<b>Crimes Against Property</b>				
Arson	0	0	0	0
Bribery	0	0	0	0
Burglary	0	0	0	0
Counterfeiting/Forgery	1	0	0	0
Destruction/Damage/Vandalism	2	1	0	1
Embezzlement	0	0	0	0
Extortion/Blackmail	0	0	0	0
Fraud - False Pretenses	0	0	0	0
Fraud - Credit Card/ATM	0	0	0	0
Fraud - Impersonation	0	0	0	0
Fraud - Welfare	0	0	0	0
Fraud - Wire	0	0	0	0
Motor Vehicle Theft	1	1	1	0
Robbery	0	0	0	0
Stolen Property Offenses	0	0	0	0
Theft - Pocket-picking	0	0	0	0
Theft - Purse Snatching	0	0	0	0
Theft - Shoplifting	0	0	0	0
Theft From Building	0	0	0	0
Theft From Coin Machine	0	0	0	0
Theft From Motor Vehicle	0	0	0	0
Theft of Motor Vehicle Parts	0	0	0	0
Theft - All Other Larceny	0	0	0	0
<b>Crimes Against Society</b>				
Drug/Narcotic Violations	0	0	0	0
Drug/Narcotic Equipment Violations	0	0	0	0
Gambling - Betting/Wagering	0	0	0	0
Gambling - Operating/Promoting	0	0	0	0
Gambling - Equipment Violations	0	0	0	0
Gambling - Sports Tampering	0	0	0	0
Pornography/Obscene Material	0	0	0	0
Prostitution	0	0	0	0
Prostitution Assisting/Promoting	0	0	0	0
Weapon Law Violations	0	0	0	0
<b>Total Group A Offenses</b>	<b>9</b>	<b>3</b>	<b>2</b>	<b>1</b>



# Humboldt Police Department - 2006

**2005 Population Estimate** 9,269

## Offense Overview

Offense Total 1,476  
Number Cleared 283  
Percent Cleared 19.17 %

Group A Crimes per 100,000 population 15,924.0

## Arrest Overview

Total Arrests 434  
Adult Arrests 317  
Juvenile Arrests 117  
Unknown Age 0

Arrests per 100,000 population 4,682.3

Average number offenses/incident 1.17

## Domestic Violence Victims

Offense	Total	Arrests
Murder	0	0
Aggravated Assault	34	12
Simple Assault	119	38
Intimidation	15	0
Stalking	2	1
Forcible Rape	3	2
Forcible Sodomy	0	0
Sexual Assault W/Object	0	0
Forcible Fondling	1	0
Incest	1	1
Statutory Rape	1	0
Kidnaping/Abduction	4	0
<b>Total</b>	<b>180</b>	<b>54</b>

## TIBRS Group B Arrests

Offense	Adult	Juvenile
Bad Checks	0	0
Curfew/Vagrancy	0	7
Disorderly Conduct	18	3
DUI	51	0
Drunkenness	42	0
Family-Non Violent	4	0
Liquor Law Violations	5	0
Peeping Tom	0	0
Runaway	0	5
Trespass	0	3
All Other Offenses	34	33
<b>Total Group B</b>	<b>154</b>	<b>51</b>

TIBRS Group A Offenses	Offenses		Arrests	
	Reported	Cleared	Adult	Juvenile
<b>Crimes Against Persons</b>				
Murder	0	0	0	0
Negligent Manslaughter	0	0	0	0
Kidnaping/Abduction	5	1	0	0
Forcible Rape	4	2	2	0
Forcible Sodomy	4	3	1	0
Sexual Assault W/Object	0	0	0	0
Forcible Fondling	4	0	0	0
Incest	1	1	0	1
Statutory Rape	1	0	0	0
Aggravated Assault	121	41	16	4
Simple Assault	237	74	40	20
Intimidation	68	1	0	2
Stalking	8	2	1	0
<b>Crimes Against Property</b>				
Arson	9	1	1	0
Bribery	0	0	0	0
Burglary	201	13	8	8
Counterfeiting/Forgery	46	15	7	1
Destruction/Damage/Vandalism	255	27	8	3
Embezzlement	7	2	0	0
Extortion/Blackmail	0	0	0	0
Fraud - False Pretenses	4	2	0	0
Fraud - Credit Card/ATM	6	0	0	0
Fraud - Impersonation	13	9	8	0
Fraud - Welfare	0	0	0	0
Fraud - Wire	0	0	0	0
Motor Vehicle Theft	38	4	0	5
Robbery	16	2	3	0
Stolen Property Offenses	0	0	0	0
Theft - Pocket-picking	0	0	0	0
Theft - Purse Snatching	0	0	0	0
Theft - Shoplifting	60	30	29	10
Theft From Building	79	7	4	3
Theft From Coin Machine	6	1	0	0
Theft From Motor Vehicle	56	1	0	1
Theft of Motor Vehicle Parts	51	0	0	0
Theft - All Other Larceny	133	7	4	3
<b>Crimes Against Society</b>				
Drug/Narcotic Violations	23	20	19	4
Drug/Narcotic Equipment Violations	8	8	5	0
Gambling - Betting/Wagering	0	0	0	0
Gambling - Operating/Promoting	0	0	0	0
Gambling - Equipment Violations	0	0	0	0
Gambling - Sports Tampering	0	0	0	0
Pornography/Obscene Material	0	0	0	0
Prostitution	0	0	0	0
Prostitution Assisting/Promoting	0	0	0	0
Weapon Law Violations	12	9	7	1
<b>Total Group A Offenses</b>	<b>1,476</b>	<b>283</b>	<b>163</b>	<b>66</b>



# Huntingdon Police Department - 2006

**2005 Population Estimate** 4,186

## Offense Overview

Offense Total 304  
Number Cleared 145  
Percent Cleared 47.70 %

Group A Crimes per 100,000 population 7,262.3

## Arrest Overview

Total Arrests 194  
Adult Arrests 182  
Juvenile Arrests 12  
Unknown Age 0

Arrests per 100,000 population 4,634.5

Average number offenses/incident 1.17

## Domestic Violence Victims

Offense	Total	Arrests
Murder	0	0
Aggravated Assault	3	3
Simple Assault	22	21
Intimidation	0	0
Stalking	1	0
Forcible Rape	0	0
Forcible Sodomy	0	0
Sexual Assault W/Object	0	0
Forcible Fondling	0	0
Incest	0	0
Statutory Rape	0	0
Kidnaping/Abduction	0	0
<b>Total</b>	<b>26</b>	<b>24</b>

## TIBRS Group B Arrests

Offense	Adult	Juvenile
Bad Checks	0	0
Curfew/Vagrancy	0	0
Disorderly Conduct	7	0
DUI	14	2
Drunkenness	23	0
Family-Non Violent	0	0
Liquor Law Violations	4	0
Peeping Tom	0	0
Runaway	0	0
Trespass	5	0
All Other Offenses	6	0
<b>Total Group B</b>	<b>59</b>	<b>2</b>

TIBRS Group A Offenses	Offenses		Arrests	
	Reported	Cleared	Adult	Juvenile
<b>Crimes Against Persons</b>				
Murder	0	0	0	0
Negligent Manslaughter	0	0	0	0
Kidnaping/Abduction	0	0	0	0
Forcible Rape	0	0	0	0
Forcible Sodomy	1	0	0	0
Sexual Assault W/Object	0	0	0	0
Forcible Fondling	2	1	1	0
Incest	0	0	0	0
Statutory Rape	1	1	1	0
Aggravated Assault	13	7	6	1
Simple Assault	42	34	30	0
Intimidation	4	0	0	0
Stalking	1	1	0	0
<b>Crimes Against Property</b>				
Arson	0	0	0	0
Bribery	0	0	0	0
Burglary	31	9	11	0
Counterfeiting/Forgery	21	5	5	0
Destruction/Damage/Vandalism	42	10	7	3
Embezzlement	2	2	2	0
Extortion/Blackmail	0	0	0	0
Fraud - False Pretenses	23	6	1	0
Fraud - Credit Card/ATM	3	0	0	0
Fraud - Impersonation	0	0	0	0
Fraud - Welfare	0	0	0	0
Fraud - Wire	0	0	0	0
Motor Vehicle Theft	7	4	3	0
Robbery	1	0	0	0
Stolen Property Offenses	0	0	0	0
Theft - Pocket-picking	0	0	0	0
Theft - Purse Snatching	0	0	0	0
Theft - Shoplifting	18	14	14	0
Theft From Building	8	4	4	0
Theft From Coin Machine	1	0	0	0
Theft From Motor Vehicle	12	1	1	0
Theft of Motor Vehicle Parts	6	0	0	0
Theft - All Other Larceny	25	6	5	1
<b>Crimes Against Society</b>				
Drug/Narcotic Violations	23	23	25	3
Drug/Narcotic Equipment Violations	14	14	5	1
Gambling - Betting/Wagering	0	0	0	0
Gambling - Operating/Promoting	0	0	0	0
Gambling - Equipment Violations	0	0	0	0
Gambling - Sports Tampering	0	0	0	0
Pornography/Obscene Material	0	0	0	0
Prostitution	0	0	0	0
Prostitution Assisting/Promoting	0	0	0	0
Weapon Law Violations	3	3	2	1
<b>Total Group A Offenses</b>	<b>304</b>	<b>145</b>	<b>123</b>	<b>10</b>



# Huntland Police Department - 2006

**2005 Population Estimate** 886

**Offense Overview**

Offense Total 37  
 Number Cleared 2  
 Percent Cleared 5.41 %

Group A Crimes per 100,000 population 4,176.1

**Arrest Overview**

Total Arrests 33  
 Adult Arrests 32  
 Juvenile Arrests 1  
 Unknown Age 0

Arrests per 100,000 population 3,724.6

Average number offenses/incident 1.00

**Domestic Violence Victims**

Offense	Total	Arrests
Murder	0	0
Aggravated Assault	0	0
Simple Assault	1	0
Intimidation	0	0
Stalking	0	0
Forcible Rape	0	0
Forcible Sodomy	0	0
Sexual Assault W/Object	0	0
Forcible Fondling	0	0
Incest	0	0
Statutory Rape	0	0
Kidnaping/Abduction	0	0
<b>Total</b>	<b>1</b>	<b>0</b>

**TIBRS Group B Arrests**

Offense	Adult	Juvenile
Bad Checks	0	0
Curfew/Vagrancy	0	0
Disorderly Conduct	1	0
DUI	9	0
Drunkenness	3	0
Family-Non Violent	0	0
Liquor Law Violations	0	0
Peeping Tom	0	0
Runaway	0	0
Trespass	2	0
All Other Offenses	17	0
<b>Total Group B</b>	<b>32</b>	<b>0</b>

TIBRS Group A Offenses	Offenses		Arrests	
	Reported	Cleared	Adult	Juvenile
<b>Crimes Against Persons</b>				
Murder	0	0	0	0
Negligent Manslaughter	0	0	0	0
Kidnaping/Abduction	0	0	0	0
Forcible Rape	0	0	0	0
Forcible Sodomy	0	0	0	0
Sexual Assault W/Object	0	0	0	0
Forcible Fondling	0	0	0	0
Incest	0	0	0	0
Statutory Rape	0	0	0	0
Aggravated Assault	2	0	0	0
Simple Assault	5	1	0	1
Intimidation	0	0	0	0
Stalking	0	0	0	0
<b>Crimes Against Property</b>				
Arson	0	0	0	0
Bribery	0	0	0	0
Burglary	6	1	0	0
Counterfeiting/Forgery	3	0	0	0
Destruction/Damage/Vandalism	7	0	0	0
Embezzlement	0	0	0	0
Extortion/Blackmail	0	0	0	0
Fraud - False Pretenses	0	0	0	0
Fraud - Credit Card/ATM	0	0	0	0
Fraud - Impersonation	1	0	0	0
Fraud - Welfare	0	0	0	0
Fraud - Wire	0	0	0	0
Motor Vehicle Theft	3	0	0	0
Robbery	0	0	0	0
Stolen Property Offenses	2	0	0	0
Theft - Pocket-picking	0	0	0	0
Theft - Purse Snatching	0	0	0	0
Theft - Shoplifting	0	0	0	0
Theft From Building	2	0	0	0
Theft From Coin Machine	0	0	0	0
Theft From Motor Vehicle	5	0	0	0
Theft of Motor Vehicle Parts	0	0	0	0
Theft - All Other Larceny	1	0	0	0
<b>Crimes Against Society</b>				
Drug/Narcotic Violations	0	0	0	0
Drug/Narcotic Equipment Violations	0	0	0	0
Gambling - Betting/Wagering	0	0	0	0
Gambling - Operating/Promoting	0	0	0	0
Gambling - Equipment Violations	0	0	0	0
Gambling - Sports Tampering	0	0	0	0
Pornography/Obscene Material	0	0	0	0
Prostitution	0	0	0	0
Prostitution Assisting/Promoting	0	0	0	0
Weapon Law Violations	0	0	0	0
<b>Total Group A Offenses</b>	<b>37</b>	<b>2</b>	<b>0</b>	<b>1</b>



# Jacksboro Police Department - 2006

**2005 Population Estimate** 1,992

## Offense Overview

Offense Total 346  
 Number Cleared 151  
 Percent Cleared 43.64 %

Group A Crimes per 100,000 population 17,369.5

## Arrest Overview

Total Arrests 208  
 Adult Arrests 197  
 Juvenile Arrests 11  
 Unknown Age 0

Arrests per 100,000 population 10,441.8

Average number offenses/incident 1.07

## Domestic Violence Victims

Offense	Total	Arrests
Murder	0	0
Aggravated Assault	2	2
Simple Assault	16	12
Intimidation	14	4
Stalking	0	0
Forcible Rape	0	0
Forcible Sodomy	0	0
Sexual Assault W/Object	0	0
Forcible Fondling	0	0
Incest	0	0
Statutory Rape	0	0
Kidnaping/Abduction	0	0
<b>Total</b>	<b>32</b>	<b>18</b>

## TIBRS Group B Arrests

Offense	Adult	Juvenile
Bad Checks	6	0
Curfew/Vagrancy	0	0
Disorderly Conduct	3	1
DUI	17	0
Drunkenness	18	0
Family-Non Violent	3	0
Liquor Law Violations	0	0
Peeping Tom	0	0
Runaway	0	0
Trespass	4	0
All Other Offenses	9	0
<b>Total Group B</b>	<b>60</b>	<b>1</b>

TIBRS Group A Offenses	Offenses		Arrests	
	Reported	Cleared	Adult	Juvenile
<b>Crimes Against Persons</b>				
Murder	0	0	0	0
Negligent Manslaughter	0	0	0	0
Kidnaping/Abduction	0	0	0	0
Forcible Rape	0	0	0	0
Forcible Sodomy	0	0	0	0
Sexual Assault W/Object	0	0	0	0
Forcible Fondling	0	0	0	0
Incest	0	0	0	0
Statutory Rape	0	0	0	0
Aggravated Assault	11	7	4	1
Simple Assault	38	23	19	2
Intimidation	24	6	4	1
Stalking	1	1	1	0
<b>Crimes Against Property</b>				
Arson	1	0	0	0
Bribery	0	0	0	0
Burglary	10	1	1	0
Counterfeiting/Forgery	3	1	1	0
Destruction/Damage/Vandalism	37	5	3	3
Embezzlement	3	2	2	0
Extortion/Blackmail	0	0	0	0
Fraud - False Pretenses	1	0	0	0
Fraud - Credit Card/ATM	1	0	0	0
Fraud - Impersonation	1	1	1	0
Fraud - Welfare	0	0	0	0
Fraud - Wire	0	0	0	0
Motor Vehicle Theft	9	1	1	0
Robbery	1	1	1	0
Stolen Property Offenses	0	0	0	0
Theft - Pocket-picking	1	1	0	0
Theft - Purse Snatching	0	0	0	0
Theft - Shoplifting	69	62	66	3
Theft From Building	18	4	6	0
Theft From Coin Machine	3	0	0	0
Theft From Motor Vehicle	17	2	2	0
Theft of Motor Vehicle Parts	2	0	0	0
Theft - All Other Larceny	66	4	5	0
<b>Crimes Against Society</b>				
Drug/Narcotic Violations	21	21	19	0
Drug/Narcotic Equipment Violations	6	6	0	0
Gambling - Betting/Wagering	0	0	0	0
Gambling - Operating/Promoting	0	0	0	0
Gambling - Equipment Violations	0	0	0	0
Gambling - Sports Tampering	0	0	0	0
Pornography/Obscene Material	0	0	0	0
Prostitution	0	0	0	0
Prostitution Assisting/Promoting	0	0	0	0
Weapon Law Violations	2	2	1	0
<b>Total Group A Offenses</b>	<b>346</b>	<b>151</b>	<b>137</b>	<b>10</b>



# Jackson Police Department - 2006

**2005 Population Estimate**                      **62,099**

**Offense Overview**

Offense Total                                      11,659  
 Number Cleared                                6,446  
 Percent Cleared                                55.29 %

Group A Crimes per 100,000  
 population                                      18,774.9

**Arrest Overview**

Total Arrests                                    4,727  
 Adult Arrests                                    3,890  
 Juvenile Arrests                                837  
 Unknown Age                                    0

Arrests per 100,000 population            7,612.0

Average number offenses/incident        1.18

**Domestic Violence Victims**

Offense	Total	Arrests
Murder	1	1
Aggravated Assault	151	98
Simple Assault	1,173	430
Intimidation	170	41
Stalking	21	3
Forcible Rape	5	4
Forcible Sodomy	1	0
Sexual Assault W/Object	5	1
Forcible Fondling	6	1
Incest	0	0
Statutory Rape	1	0
Kidnaping/Abduction	17	1
<b>Total</b>	<b>1,551</b>	<b>580</b>

**TIBRS Group B Arrests**

Offense	Adult	Juvenile
Bad Checks	0	0
Curfew/Vagrancy	0	0
Disorderly Conduct	50	77
DUI	199	1
Drunkenness	142	2
Family-Non Violent	8	0
Liquor Law Violations	32	11
Peeping Tom	1	1
Runaway	0	63
Trespass	72	10
All Other Offenses	808	36
<b>Total Group B</b>	<b>1,312</b>	<b>201</b>

TIBRS Group A Offenses	Offenses		Arrests	
	Reported	Cleared	Adult	Juvenile
<b>Crimes Against Persons</b>				
Murder	11	4	5	1
Negligent Manslaughter	0	0	0	0
Kidnaping/Abduction	23	20	2	0
Forcible Rape	28	16	10	2
Forcible Sodomy	9	8	0	0
Sexual Assault W/Object	10	8	1	0
Forcible Fondling	30	27	9	3
Incest	0	0	0	0
Statutory Rape	6	5	4	0
Aggravated Assault	562	429	240	55
Simple Assault	1,928	1,767	530	104
Intimidation	470	427	77	18
Stalking	48	45	6	0
<b>Crimes Against Property</b>				
Arson	18	12	3	1
Bribery	0	0	0	0
Burglary	1,179	271	50	27
Counterfeiting/Forgery	330	131	90	4
Destruction/Damage/Vandalism	1,611	643	98	53
Embezzlement	96	80	49	4
Extortion/Blackmail	3	2	0	0
Fraud - False Pretenses	385	164	21	0
Fraud - Credit Card/ATM	79	37	10	0
Fraud - Impersonation	179	137	102	12
Fraud - Welfare	0	0	1	0
Fraud - Wire	11	3	0	0
Motor Vehicle Theft	414	86	29	21
Robbery	189	66	71	15
Stolen Property Offenses	21	19	16	1
Theft - Pocket-picking	13	6	2	0
Theft - Purse Snatching	7	0	0	0
Theft - Shoplifting	527	417	312	165
Theft From Building	680	335	40	8
Theft From Coin Machine	25	5	7	0
Theft From Motor Vehicle	599	75	26	26
Theft of Motor Vehicle Parts	524	46	18	9
Theft - All Other Larceny	541	132	47	23
<b>Crimes Against Society</b>				
Drug/Narcotic Violations	617	569	491	56
Drug/Narcotic Equipment Violations	322	296	85	1
Gambling - Betting/Wagering	0	0	0	0
Gambling - Operating/Promoting	0	0	0	0
Gambling - Equipment Violations	2	2	0	0
Gambling - Sports Tampering	0	0	0	0
Pornography/Obscene Material	0	0	1	0
Prostitution	22	22	21	0
Prostitution Assisting/Promoting	2	2	2	0
Weapon Law Violations	138	132	102	27
<b>Total Group A Offenses</b>	<b>11,659</b>	<b>6,446</b>	<b>2,578</b>	<b>636</b>



# Jamestown Police Department - 2006

**2005 Population Estimate** 1,865

## Offense Overview

Offense Total 215  
 Number Cleared 132  
 Percent Cleared 61.40 %

Group A Crimes per 100,000 population 11,528.2

## Arrest Overview

Total Arrests 200  
 Adult Arrests 189  
 Juvenile Arrests 11  
 Unknown Age 0

Arrests per 100,000 population 10,723.9

Average number offenses/incident 1.18

## Domestic Violence Victims

Offense	Total	Arrests
Murder	0	0
Aggravated Assault	3	2
Simple Assault	17	15
Intimidation	1	0
Stalking	0	0
Forcible Rape	0	0
Forcible Sodomy	0	0
Sexual Assault W/Object	0	0
Forcible Fondling	0	0
Incest	0	0
Statutory Rape	0	0
Kidnaping/Abduction	0	0
<b>Total</b>	<b>21</b>	<b>17</b>

## TIBRS Group B Arrests

Offense	Adult	Juvenile
Bad Checks	1	0
Curfew/Vagrancy	0	0
Disorderly Conduct	5	6
DUI	8	0
Drunkenness	14	0
Family-Non Violent	2	0
Liquor Law Violations	17	3
Peeping Tom	0	0
Runaway	0	0
Trespass	2	0
All Other Offenses	23	0
<b>Total Group B</b>	<b>72</b>	<b>9</b>

TIBRS Group A Offenses	Offenses		Arrests	
	Reported	Cleared	Adult	Juvenile
<b>Crimes Against Persons</b>				
Murder	0	0	0	0
Negligent Manslaughter	0	0	0	0
Kidnaping/Abduction	0	0	0	0
Forcible Rape	2	1	1	0
Forcible Sodomy	0	0	0	0
Sexual Assault W/Object	0	0	0	0
Forcible Fondling	0	0	0	0
Incest	0	0	0	0
Statutory Rape	0	0	0	0
Aggravated Assault	10	10	4	0
Simple Assault	23	20	19	0
Intimidation	5	4	2	0
Stalking	1	0	0	0
<b>Crimes Against Property</b>				
Arson	1	0	0	0
Bribery	0	0	0	0
Burglary	18	4	5	0
Counterfeiting/Forgery	3	2	2	0
Destruction/Damage/Vandalism	22	6	4	0
Embezzlement	1	0	0	0
Extortion/Blackmail	0	0	0	0
Fraud - False Pretenses	2	2	1	0
Fraud - Credit Card/ATM	1	0	0	0
Fraud - Impersonation	3	2	2	0
Fraud - Welfare	0	0	0	0
Fraud - Wire	0	0	0	0
Motor Vehicle Theft	3	0	0	0
Robbery	1	1	2	0
Stolen Property Offenses	0	0	0	0
Theft - Pocket-picking	0	0	0	0
Theft - Purse Snatching	1	0	0	0
Theft - Shoplifting	21	21	20	2
Theft From Building	11	6	5	0
Theft From Coin Machine	1	0	0	0
Theft From Motor Vehicle	14	3	2	0
Theft of Motor Vehicle Parts	1	0	0	0
Theft - All Other Larceny	20	5	9	0
<b>Crimes Against Society</b>				
Drug/Narcotic Violations	35	32	33	0
Drug/Narcotic Equipment Violations	13	11	6	0
Gambling - Betting/Wagering	0	0	0	0
Gambling - Operating/Promoting	0	0	0	0
Gambling - Equipment Violations	0	0	0	0
Gambling - Sports Tampering	0	0	0	0
Pornography/Obscene Material	0	0	0	0
Prostitution	0	0	0	0
Prostitution Assisting/Promoting	0	0	0	0
Weapon Law Violations	2	2	0	0
<b>Total Group A Offenses</b>	<b>215</b>	<b>132</b>	<b>117</b>	<b>2</b>



# Jasper Police Department - 2006

**2005 Population Estimate**                      **3,082**

**Offense Overview**

Offense Total                                      280  
 Number Cleared                                105  
 Percent Cleared                                37.50 %

Group A Crimes per 100,000  
 population                                      9,085.0

**Arrest Overview**

Total Arrests                                    160  
 Adult Arrests                                    152  
 Juvenile Arrests                                8  
 Unknown Age                                    0

Arrests per 100,000 population            5,191.4

Average number offenses/incident        1.14

**Domestic Violence Victims**

Offense	Total	Arrests
Murder	0	0
Aggravated Assault	0	0
Simple Assault	22	23
Intimidation	1	1
Stalking	0	0
Forcible Rape	0	0
Forcible Sodomy	0	0
Sexual Assault W/Object	0	0
Forcible Fondling	0	0
Incest	0	0
Statutory Rape	0	0
Kidnaping/Abduction	1	0
<b>Total</b>	<b>24</b>	<b>24</b>

**TIBRS Group B Arrests**

Offense	Adult	Juvenile
Bad Checks	0	0
Curfew/Vagrancy	0	0
Disorderly Conduct	15	0
DUI	23	0
Drunkenness	34	0
Family-Non Violent	0	0
Liquor Law Violations	6	2
Peeping Tom	0	0
Runaway	0	0
Trespass	1	0
All Other Offenses	11	2
<b>Total Group B</b>	<b>90</b>	<b>4</b>

TIBRS Group A Offenses	Offenses		Arrests	
	Reported	Cleared	Adult	Juvenile
<b>Crimes Against Persons</b>				
Murder	0	0	0	0
Negligent Manslaughter	0	0	0	0
Kidnaping/Abduction	4	1	0	0
Forcible Rape	0	0	0	0
Forcible Sodomy	0	0	0	0
Sexual Assault W/Object	0	0	0	0
Forcible Fondling	0	0	0	0
Incest	0	0	0	0
Statutory Rape	0	0	0	0
Aggravated Assault	0	0	0	0
Simple Assault	42	29	26	0
Intimidation	11	2	1	0
Stalking	0	0	0	0
<b>Crimes Against Property</b>				
Arson	1	1	0	1
Bribery	0	0	0	0
Burglary	29	3	3	0
Counterfeiting/Forgery	12	2	0	0
Destruction/Damage/Vandalism	33	4	2	1
Embezzlement	0	0	0	0
Extortion/Blackmail	0	0	0	0
Fraud - False Pretenses	16	4	0	0
Fraud - Credit Card/ATM	11	8	0	0
Fraud - Impersonation	5	4	4	0
Fraud - Welfare	0	0	0	0
Fraud - Wire	0	0	0	0
Motor Vehicle Theft	12	3	2	1
Robbery	0	0	0	0
Stolen Property Offenses	1	1	0	0
Theft - Pocket-picking	0	0	0	0
Theft - Purse Snatching	1	0	0	0
Theft - Shoplifting	4	1	1	0
Theft From Building	14	2	3	0
Theft From Coin Machine	1	0	0	0
Theft From Motor Vehicle	11	0	0	0
Theft of Motor Vehicle Parts	9	1	1	0
Theft - All Other Larceny	27	3	4	0
<b>Crimes Against Society</b>				
Drug/Narcotic Violations	24	24	13	1
Drug/Narcotic Equipment Violations	11	11	2	0
Gambling - Betting/Wagering	0	0	0	0
Gambling - Operating/Promoting	0	0	0	0
Gambling - Equipment Violations	0	0	0	0
Gambling - Sports Tampering	0	0	0	0
Pornography/Obscene Material	0	0	0	0
Prostitution	0	0	0	0
Prostitution Assisting/Promoting	0	0	0	0
Weapon Law Violations	1	1	0	0
<b>Total Group A Offenses</b>	<b>280</b>	<b>105</b>	<b>62</b>	<b>4</b>





# Jefferson City Police Department - 2006

**2005 Population Estimate** 7,931

## Offense Overview

Offense Total 1,078  
Number Cleared 331  
Percent Cleared 30.71 %

Group A Crimes per 100,000 population 13,592.2

## Arrest Overview

Total Arrests 415  
Adult Arrests 390  
Juvenile Arrests 25  
Unknown Age 0

Arrests per 100,000 population 5,232.6

Average number offenses/incident 1.13

## Domestic Violence Victims

Offense	Total	Arrests
Murder	0	0
Aggravated Assault	3	1
Simple Assault	71	27
Intimidation	18	2
Stalking	0	0
Forcible Rape	0	0
Forcible Sodomy	0	0
Sexual Assault W/Object	0	0
Forcible Fondling	2	0
Incest	0	0
Statutory Rape	1	1
Kidnaping/Abduction	0	0
<b>Total</b>	<b>95</b>	<b>31</b>

## TIBRS Group B Arrests

Offense	Adult	Juvenile
Bad Checks	0	0
Curfew/Vagrancy	0	0
Disorderly Conduct	3	3
DUI	43	0
Drunkenness	27	0
Family-Non Violent	2	0
Liquor Law Violations	11	0
Peeping Tom	0	0
Runaway	0	1
Trespass	7	0
All Other Offenses	49	7
<b>Total Group B</b>	<b>142</b>	<b>11</b>

TIBRS Group A Offenses	Offenses		Arrests	
	Reported	Cleared	Adult	Juvenile
<b>Crimes Against Persons</b>				
Murder	0	0	0	0
Negligent Manslaughter	0	0	0	0
Kidnaping/Abduction	0	0	0	0
Forcible Rape	0	0	0	0
Forcible Sodomy	0	0	0	0
Sexual Assault W/Object	0	0	0	0
Forcible Fondling	5	2	0	0
Incest	0	0	0	0
Statutory Rape	1	1	1	0
Aggravated Assault	10	2	2	0
Simple Assault	143	51	36	3
Intimidation	53	7	3	1
Stalking	1	1	1	0
<b>Crimes Against Property</b>				
Arson	0	0	0	0
Bribery	0	0	0	0
Burglary	87	9	7	1
Counterfeiting/Forgery	58	24	19	0
Destruction/Damage/Vandalism	87	8	5	0
Embezzlement	21	15	13	0
Extortion/Blackmail	0	0	0	0
Fraud - False Pretenses	29	3	1	0
Fraud - Credit Card/ATM	10	2	3	0
Fraud - Impersonation	0	0	0	0
Fraud - Welfare	0	0	0	0
Fraud - Wire	0	0	0	0
Motor Vehicle Theft	24	1	0	0
Robbery	4	2	5	0
Stolen Property Offenses	0	0	0	0
Theft - Pocket-picking	0	0	0	0
Theft - Purse Snatching	3	1	0	0
Theft - Shoplifting	42	29	30	5
Theft From Building	73	14	9	1
Theft From Coin Machine	5	0	0	0
Theft From Motor Vehicle	63	15	8	0
Theft of Motor Vehicle Parts	27	0	0	0
Theft - All Other Larceny	210	25	13	0
<b>Crimes Against Society</b>				
Drug/Narcotic Violations	79	77	78	3
Drug/Narcotic Equipment Violations	41	40	13	0
Gambling - Betting/Wagering	0	0	0	0
Gambling - Operating/Promoting	0	0	0	0
Gambling - Equipment Violations	0	0	0	0
Gambling - Sports Tampering	0	0	0	0
Pornography/Obscene Material	0	0	0	0
Prostitution	0	0	0	0
Prostitution Assisting/Promoting	0	0	0	0
Weapon Law Violations	2	2	1	0
<b>Total Group A Offenses</b>	<b>1,078</b>	<b>331</b>	<b>248</b>	<b>14</b>



**2005 Population Estimate**                      **2,514**

**Offense Overview**

Offense Total                                      203  
 Number Cleared                                43  
 Percent Cleared                                21.18 %

Group A Crimes per 100,000  
 population                                      8,074.8

**Arrest Overview**

Total Arrests                                    176  
 Adult Arrests                                    175  
 Juvenile Arrests                                1  
 Unknown Age                                    0

Arrests per 100,000 population            7,000.8

Average number offenses/incident        1.03

**Domestic Violence Victims**

Offense	Total	Arrests
Murder	0	0
Aggravated Assault	4	3
Simple Assault	2	2
Intimidation	0	0
Stalking	1	1
Forcible Rape	0	0
Forcible Sodomy	0	0
Sexual Assault W/Object	0	0
Forcible Fondling	0	0
Incest	0	0
Statutory Rape	0	0
Kidnaping/Abduction	0	0
<b>Total</b>	<b>7</b>	<b>6</b>

**TIBRS Group B Arrests**

Offense	Adult	Juvenile
Bad Checks	1	0
Curfew/Vagrancy	0	0
Disorderly Conduct	5	0
DUI	2	0
Drunkenness	19	0
Family-Non Violent	0	0
Liquor Law Violations	4	0
Peeping Tom	0	0
Runaway	0	0
Trespass	10	0
All Other Offenses	98	0
<b>Total Group B</b>	<b>139</b>	<b>0</b>

TIBRS Group A Offenses	Offenses		Arrests	
	Reported	Cleared	Adult	Juvenile
<b>Crimes Against Persons</b>				
Murder	0	0	0	0
Negligent Manslaughter	0	0	0	0
Kidnaping/Abduction	0	0	0	0
Forcible Rape	0	0	0	0
Forcible Sodomy	0	0	0	0
Sexual Assault W/Object	0	0	0	0
Forcible Fondling	1	0	0	0
Incest	0	0	0	0
Statutory Rape	0	0	0	0
Aggravated Assault	10	8	5	1
Simple Assault	12	6	6	0
Intimidation	15	1	1	0
Stalking	1	1	1	0
<b>Crimes Against Property</b>				
Arson	1	0	0	0
Bribery	0	0	0	0
Burglary	12	2	1	0
Counterfeiting/Forgery	3	2	2	0
Destruction/Damage/Vandalism	26	1	1	0
Embezzlement	0	0	0	0
Extortion/Blackmail	0	0	0	0
Fraud - False Pretenses	0	0	0	0
Fraud - Credit Card/ATM	1	0	0	0
Fraud - Impersonation	0	0	0	0
Fraud - Welfare	0	0	0	0
Fraud - Wire	0	0	0	0
Motor Vehicle Theft	11	1	0	0
Robbery	0	0	0	0
Stolen Property Offenses	0	0	0	0
Theft - Pocket-picking	0	0	0	0
Theft - Purse Snatching	2	0	0	0
Theft - Shoplifting	1	1	1	0
Theft From Building	50	5	5	0
Theft From Coin Machine	0	0	0	0
Theft From Motor Vehicle	26	2	1	0
Theft of Motor Vehicle Parts	6	0	0	0
Theft - All Other Larceny	15	3	4	0
<b>Crimes Against Society</b>				
Drug/Narcotic Violations	8	8	7	0
Drug/Narcotic Equipment Violations	1	1	0	0
Gambling - Betting/Wagering	0	0	0	0
Gambling - Operating/Promoting	0	0	0	0
Gambling - Equipment Violations	0	0	0	0
Gambling - Sports Tampering	0	0	0	0
Pornography/Obscene Material	0	0	0	0
Prostitution	0	0	0	0
Prostitution Assisting/Promoting	0	0	0	0
Weapon Law Violations	1	1	1	0
<b>Total Group A Offenses</b>	<b>203</b>	<b>43</b>	<b>36</b>	<b>1</b>



# Johnson City Police Department - 2006

**2005 Population Estimate**                      **58,718**

**Offense Overview**

Offense Total                                      7,789

Number Cleared                                4,040

Percent Cleared                                51.87 %

Group A Crimes per 100,000  
population                                      13,265.1

**Arrest Overview**

Total Arrests                                    4,728

Adult Arrests                                    4,246

Juvenile Arrests                                482

Unknown Age                                    0

Arrests per 100,000 population            8,052.0

Average number offenses/incident        1.14

**Domestic Violence Victims**

Offense	Total	Arrests
Murder	1	1
Aggravated Assault	73	45
Simple Assault	652	327
Intimidation	63	3
Stalking	24	1
Forcible Rape	5	2
Forcible Sodomy	2	0
Sexual Assault W/Object	1	0
Forcible Fondling	7	0
Incest	1	1
Statutory Rape	2	1
Kidnaping/Abduction	3	2
<b>Total</b>	<b>834</b>	<b>383</b>

**TIBRS Group B Arrests**

Offense	Adult	Juvenile
Bad Checks	10	0
Curfew/Vagrancy	0	0
Disorderly Conduct	58	22
DUI	267	3
Drunkenness	908	10
Family-Non Violent	8	0
Liquor Law Violations	216	27
Peeping Tom	0	0
Runaway	0	37
Trespass	255	16
All Other Offenses	275	61
<b>Total Group B</b>	<b>1,997</b>	<b>176</b>

TIBRS Group A Offenses	Offenses		Arrests	
	Reported	Cleared	Adult	Juvenile
<b>Crimes Against Persons</b>				
Murder	6	5	6	0
Negligent Manslaughter	0	0	0	0
Kidnaping/Abduction	14	11	8	0
Forcible Rape	19	19	5	0
Forcible Sodomy	2	1	0	0
Sexual Assault W/Object	1	1	0	0
Forcible Fondling	29	25	1	4
Incest	1	1	1	0
Statutory Rape	5	2	0	1
Aggravated Assault	241	193	97	6
Simple Assault	1,093	901	366	53
Intimidation	232	143	9	4
Stalking	69	47	4	0
<b>Crimes Against Property</b>				
Arson	14	1	1	0
Bribery	1	1	1	0
Burglary	674	166	109	11
Counterfeiting/Forgery	328	167	120	4
Destruction/Damage/Vandalism	812	232	58	35
Embezzlement	74	48	27	1
Extortion/Blackmail	1	1	0	0
Fraud - False Pretenses	284	165	57	1
Fraud - Credit Card/ATM	190	87	61	0
Fraud - Impersonation	152	127	86	1
Fraud - Welfare	0	0	0	0
Fraud - Wire	24	10	2	0
Motor Vehicle Theft	203	82	37	12
Robbery	63	31	31	2
Stolen Property Offenses	26	25	27	5
Theft - Pocket-picking	13	5	1	0
Theft - Purse Snatching	15	7	4	0
Theft - Shoplifting	697	527	482	96
Theft From Building	604	172	76	8
Theft From Coin Machine	21	1	0	1
Theft From Motor Vehicle	507	74	55	15
Theft of Motor Vehicle Parts	283	17	10	1
Theft - All Other Larceny	385	58	35	2
<b>Crimes Against Society</b>				
Drug/Narcotic Violations	381	369	314	29
Drug/Narcotic Equipment Violations	243	239	114	4
Gambling - Betting/Wagering	0	0	0	0
Gambling - Operating/Promoting	2	2	1	0
Gambling - Equipment Violations	0	0	0	0
Gambling - Sports Tampering	0	0	0	0
Pornography/Obscene Material	1	0	0	0
Prostitution	18	18	14	0
Prostitution Assisting/Promoting	0	0	0	0
Weapon Law Violations	61	59	29	10
<b>Total Group A Offenses</b>	<b>7,789</b>	<b>4,040</b>	<b>2,249</b>	<b>306</b>



# Jonesborough Police Department - 2006

**2005 Population Estimate** 4,550

## Offense Overview

Offense Total 299  
 Number Cleared 145  
 Percent Cleared 48.49 %

Group A Crimes per 100,000 population 6,571.4

## Arrest Overview

Total Arrests 242  
 Adult Arrests 226  
 Juvenile Arrests 16  
 Unknown Age 0

Arrests per 100,000 population 5,318.7

Average number offenses/incident 1.13

## Domestic Violence Victims

Offense	Total	Arrests
Murder	0	0
Aggravated Assault	3	3
Simple Assault	24	23
Intimidation	5	4
Stalking	0	0
Forcible Rape	0	0
Forcible Sodomy	0	0
Sexual Assault W/Object	0	0
Forcible Fondling	2	0
Incest	0	0
Statutory Rape	0	0
Kidnaping/Abduction	0	0
<b>Total</b>	<b>34</b>	<b>30</b>

## TIBRS Group B Arrests

Offense	Adult	Juvenile
Bad Checks	0	0
Curfew/Vagrancy	0	2
Disorderly Conduct	4	0
DUI	57	0
Drunkenness	41	1
Family-Non Violent	0	0
Liquor Law Violations	1	2
Peeping Tom	0	0
Runaway	0	0
Trespass	5	0
All Other Offenses	10	0
<b>Total Group B</b>	<b>118</b>	<b>5</b>

TIBRS Group A Offenses	Offenses		Arrests	
	Reported	Cleared	Adult	Juvenile
<b>Crimes Against Persons</b>				
Murder	0	0	0	0
Negligent Manslaughter	0	0	0	0
Kidnaping/Abduction	0	0	0	0
Forcible Rape	0	0	0	0
Forcible Sodomy	0	0	0	0
Sexual Assault W/Object	0	0	0	0
Forcible Fondling	4	1	1	0
Incest	0	0	0	0
Statutory Rape	0	0	0	0
Aggravated Assault	13	9	6	2
Simple Assault	36	30	24	1
Intimidation	10	4	4	0
Stalking	1	0	0	0
<b>Crimes Against Property</b>				
Arson	0	0	0	0
Bribery	0	0	0	0
Burglary	24	2	2	0
Counterfeiting/Forgery	18	9	9	0
Destruction/Damage/Vandalism	32	4	0	2
Embezzlement	0	0	0	0
Extortion/Blackmail	0	0	0	0
Fraud - False Pretenses	2	1	1	0
Fraud - Credit Card/ATM	1	0	0	0
Fraud - Impersonation	5	4	2	0
Fraud - Welfare	0	0	0	0
Fraud - Wire	0	0	0	0
Motor Vehicle Theft	4	2	1	0
Robbery	0	0	0	0
Stolen Property Offenses	3	0	0	0
Theft - Pocket-picking	2	0	0	0
Theft - Purse Snatching	1	0	0	0
Theft - Shoplifting	29	22	19	2
Theft From Building	18	3	3	0
Theft From Coin Machine	1	0	0	0
Theft From Motor Vehicle	16	1	0	0
Theft of Motor Vehicle Parts	2	1	1	0
Theft - All Other Larceny	32	8	2	0
<b>Crimes Against Society</b>				
Drug/Narcotic Violations	26	26	22	3
Drug/Narcotic Equipment Violations	13	13	6	1
Gambling - Betting/Wagering	0	0	0	0
Gambling - Operating/Promoting	0	0	0	0
Gambling - Equipment Violations	0	0	0	0
Gambling - Sports Tampering	0	0	0	0
Pornography/Obscene Material	0	0	0	0
Prostitution	0	0	0	0
Prostitution Assisting/Promoting	1	1	1	0
Weapon Law Violations	5	4	4	0
<b>Total Group A Offenses</b>	<b>299</b>	<b>145</b>	<b>108</b>	<b>11</b>



# Kenton Police Department - 2006

**2005 Population Estimate** 1,301

## Offense Overview

Offense Total 56  
Number Cleared 38  
Percent Cleared 67.86 %

Group A Crimes per 100,000 population 4,304.4

## Arrest Overview

Total Arrests 24  
Adult Arrests 23  
Juvenile Arrests 1  
Unknown Age 0

Arrests per 100,000 population 1,844.7

Average number offenses/incident 1.24

## Domestic Violence Victims

Offense	Total	Arrests
Murder	0	0
Aggravated Assault	2	3
Simple Assault	7	2
Intimidation	2	0
Stalking	0	0
Forcible Rape	0	0
Forcible Sodomy	0	0
Sexual Assault W/Object	0	0
Forcible Fondling	0	0
Incest	0	0
Statutory Rape	0	0
Kidnaping/Abduction	0	0
<b>Total</b>	<b>11</b>	<b>5</b>

## TIBRS Group B Arrests

Offense	Adult	Juvenile
Bad Checks	0	0
Curfew/Vagrancy	0	0
Disorderly Conduct	0	0
DUI	4	0
Drunkenness	1	0
Family-Non Violent	0	0
Liquor Law Violations	0	0
Peeping Tom	0	0
Runaway	0	0
Trespass	0	0
All Other Offenses	2	0
<b>Total Group B</b>	<b>7</b>	<b>0</b>

TIBRS Group A Offenses	Offenses		Arrests	
	Reported	Cleared	Adult	Juvenile
<b>Crimes Against Persons</b>				
Murder	0	0	0	0
Negligent Manslaughter	0	0	0	0
Kidnaping/Abduction	0	0	0	0
Forcible Rape	0	0	0	0
Forcible Sodomy	0	0	0	0
Sexual Assault W/Object	0	0	0	0
Forcible Fondling	0	0	0	0
Incest	0	0	0	0
Statutory Rape	1	1	1	0
Aggravated Assault	5	4	5	0
Simple Assault	8	6	2	0
Intimidation	2	2	0	0
Stalking	0	0	0	0
<b>Crimes Against Property</b>				
Arson	0	0	0	0
Bribery	0	0	0	0
Burglary	5	2	0	1
Counterfeiting/Forgery	2	1	0	0
Destruction/Damage/Vandalism	4	2	0	0
Embezzlement	0	0	0	0
Extortion/Blackmail	0	0	0	0
Fraud - False Pretenses	4	3	2	0
Fraud - Credit Card/ATM	0	0	0	0
Fraud - Impersonation	0	0	0	0
Fraud - Welfare	0	0	0	0
Fraud - Wire	0	0	0	0
Motor Vehicle Theft	1	1	1	0
Robbery	0	0	0	0
Stolen Property Offenses	0	0	0	0
Theft - Pocket-picking	0	0	0	0
Theft - Purse Snatching	0	0	0	0
Theft - Shoplifting	0	0	0	0
Theft From Building	0	0	0	0
Theft From Coin Machine	0	0	0	0
Theft From Motor Vehicle	1	0	0	0
Theft of Motor Vehicle Parts	1	0	0	0
Theft - All Other Larceny	2	1	0	0
<b>Crimes Against Society</b>				
Drug/Narcotic Violations	12	9	4	0
Drug/Narcotic Equipment Violations	8	6	1	0
Gambling - Betting/Wagering	0	0	0	0
Gambling - Operating/Promoting	0	0	0	0
Gambling - Equipment Violations	0	0	0	0
Gambling - Sports Tampering	0	0	0	0
Pornography/Obscene Material	0	0	0	0
Prostitution	0	0	0	0
Prostitution Assisting/Promoting	0	0	0	0
Weapon Law Violations	0	0	0	0
<b>Total Group A Offenses</b>	<b>56</b>	<b>38</b>	<b>16</b>	<b>1</b>



# Kimball Police Department - 2006

**2005 Population Estimate** 1,353

## Offense Overview

Offense Total 207  
Number Cleared 68  
Percent Cleared 32.85 %

Group A Crimes per 100,000 population 15,299.3

## Arrest Overview

Total Arrests 148  
Adult Arrests 142  
Juvenile Arrests 6  
Unknown Age 0

Arrests per 100,000 population 10,938.7

Average number offenses/incident 1.06

## Domestic Violence Victims

Offense	Total	Arrests
Murder	0	0
Aggravated Assault	1	1
Simple Assault	4	3
Intimidation	1	0
Stalking	0	0
Forcible Rape	0	0
Forcible Sodomy	0	0
Sexual Assault W/Object	0	0
Forcible Fondling	0	0
Incest	0	0
Statutory Rape	0	0
Kidnaping/Abduction	0	0
<b>Total</b>	<b>6</b>	<b>4</b>

## TIBRS Group B Arrests

Offense	Adult	Juvenile
Bad Checks	0	0
Curfew/Vagrancy	0	0
Disorderly Conduct	4	1
DUI	27	0
Drunkenness	36	0
Family-Non Violent	1	0
Liquor Law Violations	10	1
Peeping Tom	0	0
Runaway	0	0
Trespass	1	0
All Other Offenses	4	0
<b>Total Group B</b>	<b>83</b>	<b>2</b>

TIBRS Group A Offenses	Offenses		Arrests	
	Reported	Cleared	Adult	Juvenile
<b>Crimes Against Persons</b>				
Murder	0	0	0	0
Negligent Manslaughter	0	0	0	0
Kidnaping/Abduction	0	0	0	0
Forcible Rape	1	0	0	0
Forcible Sodomy	0	0	0	0
Sexual Assault W/Object	0	0	0	0
Forcible Fondling	0	0	0	0
Incest	0	0	0	0
Statutory Rape	0	0	0	0
Aggravated Assault	7	5	4	0
Simple Assault	18	7	5	1
Intimidation	26	0	0	0
Stalking	3	0	0	0
<b>Crimes Against Property</b>				
Arson	0	0	0	0
Bribery	0	0	0	0
Burglary	4	0	0	0
Counterfeiting/Forgery	6	2	1	0
Destruction/Damage/Vandalism	6	1	1	0
Embezzlement	7	0	0	0
Extortion/Blackmail	0	0	0	0
Fraud - False Pretenses	1	0	0	0
Fraud - Credit Card/ATM	4	2	1	0
Fraud - Impersonation	4	2	2	0
Fraud - Welfare	0	0	0	0
Fraud - Wire	0	0	0	0
Motor Vehicle Theft	6	2	2	0
Robbery	2	0	0	0
Stolen Property Offenses	0	0	0	0
Theft - Pocket-picking	0	0	0	0
Theft - Purse Snatching	3	0	0	0
Theft - Shoplifting	16	6	7	1
Theft From Building	21	2	3	0
Theft From Coin Machine	4	2	2	0
Theft From Motor Vehicle	16	0	1	0
Theft of Motor Vehicle Parts	3	1	0	0
Theft - All Other Larceny	13	1	1	0
<b>Crimes Against Society</b>				
Drug/Narcotic Violations	24	24	26	1
Drug/Narcotic Equipment Violations	10	9	2	1
Gambling - Betting/Wagering	0	0	0	0
Gambling - Operating/Promoting	0	0	0	0
Gambling - Equipment Violations	0	0	0	0
Gambling - Sports Tampering	0	0	0	0
Pornography/Obscene Material	0	0	0	0
Prostitution	0	0	0	0
Prostitution Assisting/Promoting	0	0	0	0
Weapon Law Violations	2	2	1	0
<b>Total Group A Offenses</b>	<b>207</b>	<b>68</b>	<b>59</b>	<b>4</b>



# Kingsport Police Department - 2006

**2005 Population Estimate**                      **44,130**

**Offense Overview**

Offense Total                                      7,579

Number Cleared                                2,928

Percent Cleared                                38.63 %

Group A Crimes per 100,000  
population                                      17,174.3

**Arrest Overview**

Total Arrests                                    3,217

Adult Arrests                                    3,014

Juvenile Arrests                                203

Unknown Age                                    0

Arrests per 100,000 population            7,289.8

Average number offenses/incident        1.23

**Domestic Violence Victims**

Offense	Total	Arrests
Murder	1	1
Aggravated Assault	55	26
Simple Assault	560	247
Intimidation	12	0
Stalking	8	2
Forcible Rape	11	4
Forcible Sodomy	3	0
Sexual Assault W/Object	0	0
Forcible Fondling	10	1
Incest	3	0
Statutory Rape	23	15
Kidnaping/Abduction	9	1
<b>Total</b>	<b>695</b>	<b>297</b>

**TIBRS Group B Arrests**

Offense	Adult	Juvenile
Bad Checks	3	0
Curfew/Vagrancy	0	8
Disorderly Conduct	48	10
DUI	193	2
Drunkenness	729	5
Family-Non Violent	8	0
Liquor Law Violations	32	14
Peeping Tom	0	0
Runaway	0	14
Trespass	111	9
All Other Offenses	233	21
<b>Total Group B</b>	<b>1,357</b>	<b>83</b>

TIBRS Group A Offenses	Offenses		Arrests	
	Reported	Cleared	Adult	Juvenile
<b>Crimes Against Persons</b>				
Murder	3	3	5	0
Negligent Manslaughter	1	0	0	0
Kidnaping/Abduction	13	8	1	0
Forcible Rape	30	19	6	1
Forcible Sodomy	6	4	0	0
Sexual Assault W/Object	0	0	0	0
Forcible Fondling	41	22	3	0
Incest	3	0	0	0
Statutory Rape	27	22	3	0
Aggravated Assault	277	155	85	4
Simple Assault	1,085	485	280	18
Intimidation	24	1	0	0
Stalking	13	7	3	0
<b>Crimes Against Property</b>				
Arson	10	3	3	0
Bribery	0	0	0	0
Burglary	446	73	24	3
Counterfeiting/Forgery	684	219	36	0
Destruction/Damage/Vandalism	769	130	46	5
Embezzlement	17	6	1	0
Extortion/Blackmail	0	0	0	0
Fraud - False Pretenses	702	237	24	1
Fraud - Credit Card/ATM	309	118	6	0
Fraud - Impersonation	103	56	31	2
Fraud - Welfare	0	0	1	0
Fraud - Wire	1	0	0	0
Motor Vehicle Theft	161	42	9	2
Robbery	80	46	46	0
Stolen Property Offenses	4	3	1	0
Theft - Pocket-picking	3	0	0	0
Theft - Purse Snatching	9	1	1	1
Theft - Shoplifting	553	381	351	42
Theft From Building	398	81	15	1
Theft From Coin Machine	26	3	1	0
Theft From Motor Vehicle	338	24	14	0
Theft of Motor Vehicle Parts	156	4	0	0
Theft - All Other Larceny	604	114	161	0
<b>Crimes Against Society</b>				
Drug/Narcotic Violations	379	367	385	30
Drug/Narcotic Equipment Violations	246	236	64	5
Gambling - Betting/Wagering	2	2	3	0
Gambling - Operating/Promoting	0	0	0	0
Gambling - Equipment Violations	0	0	0	0
Gambling - Sports Tampering	0	0	0	0
Pornography/Obscene Material	0	0	0	0
Prostitution	15	15	14	0
Prostitution Assisting/Promoting	0	0	2	0
Weapon Law Violations	41	41	32	5
<b>Total Group A Offenses</b>	<b>7,579</b>	<b>2,928</b>	<b>1,657</b>	<b>120</b>



# Kingston Police Department - 2006

**2005 Population Estimate** 5,472

## Offense Overview

Offense Total 265  
Number Cleared 110  
Percent Cleared 41.51 %

Group A Crimes per 100,000 population 4,842.8

## Arrest Overview

Total Arrests 186  
Adult Arrests 182  
Juvenile Arrests 4  
Unknown Age 0

Arrests per 100,000 population 3,399.1

Average number offenses/incident 1.05

## Domestic Violence Victims

Offense	Total	Arrests
Murder	0	0
Aggravated Assault	2	2
Simple Assault	26	26
Intimidation	1	1
Stalking	0	0
Forcible Rape	0	0
Forcible Sodomy	0	0
Sexual Assault W/Object	0	0
Forcible Fondling	0	0
Incest	0	0
Statutory Rape	0	0
Kidnaping/Abduction	0	0
<b>Total</b>	<b>29</b>	<b>29</b>

## TIBRS Group B Arrests

Offense	Adult	Juvenile
Bad Checks	0	0
Curfew/Vagrancy	1	0
Disorderly Conduct	4	0
DUI	28	0
Drunkenness	29	0
Family-Non Violent	0	0
Liquor Law Violations	4	1
Peeping Tom	0	0
Runaway	0	0
Trespass	1	0
All Other Offenses	14	3
<b>Total Group B</b>	<b>81</b>	<b>4</b>

TIBRS Group A Offenses	Offenses		Arrests	
	Reported	Cleared	Adult	Juvenile
<b>Crimes Against Persons</b>				
Murder	0	0	0	0
Negligent Manslaughter	0	0	0	0
Kidnaping/Abduction	0	0	0	0
Forcible Rape	0	0	0	0
Forcible Sodomy	0	0	0	0
Sexual Assault W/Object	0	0	0	0
Forcible Fondling	0	0	0	0
Incest	0	0	0	0
Statutory Rape	0	0	0	0
Aggravated Assault	10	10	9	0
Simple Assault	32	26	26	0
Intimidation	29	1	1	0
Stalking	0	0	0	0
<b>Crimes Against Property</b>				
Arson	0	0	0	0
Bribery	0	0	0	0
Burglary	28	8	7	0
Counterfeiting/Forgery	4	4	3	0
Destruction/Damage/Vandalism	33	6	5	0
Embezzlement	0	0	0	0
Extortion/Blackmail	0	0	0	0
Fraud - False Pretenses	7	0	0	0
Fraud - Credit Card/ATM	0	0	0	0
Fraud - Impersonation	4	2	1	0
Fraud - Welfare	0	0	0	0
Fraud - Wire	0	0	0	0
Motor Vehicle Theft	8	2	1	0
Robbery	3	1	1	0
Stolen Property Offenses	0	0	0	0
Theft - Pocket-picking	0	0	0	0
Theft - Purse Snatching	0	0	0	0
Theft - Shoplifting	9	6	8	0
Theft From Building	24	4	4	0
Theft From Coin Machine	0	0	0	0
Theft From Motor Vehicle	14	1	1	0
Theft of Motor Vehicle Parts	1	0	0	0
Theft - All Other Larceny	21	1	2	0
<b>Crimes Against Society</b>				
Drug/Narcotic Violations	25	25	25	0
Drug/Narcotic Equipment Violations	13	13	7	0
Gambling - Betting/Wagering	0	0	0	0
Gambling - Operating/Promoting	0	0	0	0
Gambling - Equipment Violations	0	0	0	0
Gambling - Sports Tampering	0	0	0	0
Pornography/Obscene Material	0	0	0	0
Prostitution	0	0	0	0
Prostitution Assisting/Promoting	0	0	0	0
Weapon Law Violations	0	0	0	0
<b>Total Group A Offenses</b>	<b>265</b>	<b>110</b>	<b>101</b>	<b>0</b>





# Kingston Springs Police Department - 2006

**2005 Population Estimate**                      **2,870**

**Offense Overview**

Offense Total                                      136  
 Number Cleared                                52  
 Percent Cleared                                38.24 %

Group A Crimes per 100,000  
 population                                      4,738.7

**Arrest Overview**

Total Arrests                                    62  
 Adult Arrests                                    51  
 Juvenile Arrests                                11  
 Unknown Age                                    0

Arrests per 100,000 population            2,160.3

Average number offenses/incident        1.16

**Domestic Violence Victims**

Offense	Total	Arrests
Murder	0	0
Aggravated Assault	0	0
Simple Assault	9	9
Intimidation	0	0
Stalking	0	0
Forcible Rape	0	0
Forcible Sodomy	0	0
Sexual Assault W/Object	0	0
Forcible Fondling	0	0
Incest	0	0
Statutory Rape	0	0
Kidnaping/Abduction	0	0
<b>Total</b>	<b>9</b>	<b>9</b>

**TIBRS Group B Arrests**

Offense	Adult	Juvenile
Bad Checks	0	0
Curfew/Vagrancy	0	0
Disorderly Conduct	0	0
DUI	7	2
Drunkenness	1	0
Family-Non Violent	0	0
Liquor Law Violations	0	3
Peeping Tom	0	0
Runaway	0	0
Trespass	1	0
All Other Offenses	2	2
<b>Total Group B</b>	<b>11</b>	<b>7</b>

TIBRS Group A Offenses	Offenses		Arrests	
	Reported	Cleared	Adult	Juvenile
<b>Crimes Against Persons</b>				
Murder	0	0	0	0
Negligent Manslaughter	0	0	0	0
Kidnaping/Abduction	0	0	0	0
Forcible Rape	0	0	0	0
Forcible Sodomy	0	0	0	0
Sexual Assault W/Object	0	0	0	0
Forcible Fondling	0	0	0	0
Incest	0	0	0	0
Statutory Rape	0	0	0	0
Aggravated Assault	2	0	0	0
Simple Assault	20	10	10	0
Intimidation	8	0	0	0
Stalking	2	0	0	0
<b>Crimes Against Property</b>				
Arson	0	0	0	0
Bribery	0	0	0	0
Burglary	6	0	0	0
Counterfeiting/Forgery	3	0	0	0
Destruction/Damage/Vandalism	18	0	0	0
Embezzlement	0	0	0	0
Extortion/Blackmail	0	0	0	0
Fraud - False Pretenses	0	0	0	0
Fraud - Credit Card/ATM	4	0	0	0
Fraud - Impersonation	1	0	0	0
Fraud - Welfare	0	0	0	0
Fraud - Wire	0	0	0	0
Motor Vehicle Theft	2	0	0	0
Robbery	0	0	0	0
Stolen Property Offenses	1	1	1	0
Theft - Pocket-picking	0	0	0	0
Theft - Purse Snatching	0	0	0	0
Theft - Shoplifting	0	0	0	0
Theft From Building	8	0	0	0
Theft From Coin Machine	0	0	0	0
Theft From Motor Vehicle	4	0	0	0
Theft of Motor Vehicle Parts	4	1	1	0
Theft - All Other Larceny	11	0	0	0
<b>Crimes Against Society</b>				
Drug/Narcotic Violations	23	22	24	3
Drug/Narcotic Equipment Violations	15	14	1	1
Gambling - Betting/Wagering	0	0	0	0
Gambling - Operating/Promoting	0	0	0	0
Gambling - Equipment Violations	0	0	0	0
Gambling - Sports Tampering	0	0	0	0
Pornography/Obscene Material	0	0	0	0
Prostitution	0	0	0	0
Prostitution Assisting/Promoting	0	0	0	0
Weapon Law Violations	4	4	3	0
<b>Total Group A Offenses</b>	<b>136</b>	<b>52</b>	<b>40</b>	<b>4</b>



# Knoxville Police Department - 2006

**2005 Population Estimate** 180,130

## Offense Overview

Offense Total 25,091  
 Number Cleared 11,904  
 Percent Cleared 47.44 %

Group A Crimes per 100,000 population 13,929.4

## Arrest Overview

Total Arrests 15,176  
 Adult Arrests 12,879  
 Juvenile Arrests 2,297  
 Unknown Age 0

Arrests per 100,000 population 8,425.0

Average number offenses/incident 1.09

## Domestic Violence Victims

Offense	Total	Arrests
Murder	6	8
Aggravated Assault	294	103
Simple Assault	1,356	395
Intimidation	36	3
Stalking	0	0
Forcible Rape	13	1
Forcible Sodomy	9	1
Sexual Assault W/Object	0	0
Forcible Fondling	7	1
Incest	3	0
Statutory Rape	5	1
Kidnaping/Abduction	16	10
<b>Total</b>	<b>1,745</b>	<b>523</b>

## TIBRS Group B Arrests

Offense	Adult	Juvenile
Bad Checks	1	0
Curfew/Vagrancy	1	275
Disorderly Conduct	553	251
DUI	1,437	4
Drunkenness	2,191	37
Family-Non Violent	7	2
Liquor Law Violations	93	84
Peeping Tom	0	0
Runaway	0	231
Trespass	317	59
All Other Offenses	667	504
<b>Total Group B</b>	<b>5,267</b>	<b>1,447</b>

TIBRS Group A Offenses	Offenses		Arrests	
	Reported	Cleared	Adult	Juvenile
<b>Crimes Against Persons</b>				
Murder	18	16	17	3
Negligent Manslaughter	1	0	0	0
Kidnaping/Abduction	61	40	22	0
Forcible Rape	89	51	8	0
Forcible Sodomy	18	7	0	1
Sexual Assault W/Object	11	5	1	0
Forcible Fondling	45	18	8	0
Incest	3	0	0	0
Statutory Rape	17	7	4	0
Aggravated Assault	1,254	746	263	32
Simple Assault	2,813	1,609	550	117
Intimidation	158	55	5	2
Stalking	2	0	0	0
<b>Crimes Against Property</b>				
Arson	114	8	3	2
Bribery	2	2	1	0
Burglary	2,327	436	233	25
Counterfeiting/Forgery	428	116	58	2
Destruction/Damage/Vandalism	2,320	595	153	28
Embezzlement	195	130	81	2
Extortion/Blackmail	3	1	0	0
Fraud - False Pretenses	222	102	47	4
Fraud - Credit Card/ATM	200	32	14	4
Fraud - Impersonation	24	9	4	1
Fraud - Welfare	0	0	0	0
Fraud - Wire	6	1	0	0
Motor Vehicle Theft	1,072	267	143	23
Robbery	541	225	130	18
Stolen Property Offenses	159	155	157	10
Theft - Pocket-picking	15	2	0	0
Theft - Purse Snatching	18	3	2	0
Theft - Shoplifting	1,596	1,328	1,136	240
Theft From Building	1,370	351	128	19
Theft From Coin Machine	85	14	13	2
Theft From Motor Vehicle	2,126	186	96	9
Theft of Motor Vehicle Parts	1,187	77	54	7
Theft - All Other Larceny	1,426	324	144	23
<b>Crimes Against Society</b>				
Drug/Narcotic Violations	2,372	2,233	2,051	206
Drug/Narcotic Equipment Violations	2,170	2,157	1,662	28
Gambling - Betting/Wagering	1	1	0	0
Gambling - Operating/Promoting	3	3	1	1
Gambling - Equipment Violations	4	4	2	0
Gambling - Sports Tampering	0	0	0	0
Pornography/Obscene Material	4	0	0	0
Prostitution	311	311	289	1
Prostitution Assisting/Promoting	0	0	0	0
Weapon Law Violations	300	277	132	40
<b>Total Group A Offenses</b>	<b>25,091</b>	<b>11,904</b>	<b>7,612</b>	<b>850</b>



**2005 Population Estimate**                      **4,177**

**Offense Overview**

Offense Total                                      244  
 Number Cleared                                139  
 Percent Cleared                                56.97 %

Group A Crimes per 100,000  
 population                                      5,841.5

**Arrest Overview**

Total Arrests                                    204  
 Adult Arrests                                    195  
 Juvenile Arrests                                9  
 Unknown Age                                    0

Arrests per 100,000 population            4,883.9

Average number offenses/incident        1.10

**Domestic Violence Victims**

Offense	Total	Arrests
Murder	0	0
Aggravated Assault	3	1
Simple Assault	17	11
Intimidation	0	0
Stalking	0	0
Forcible Rape	1	0
Forcible Sodomy	0	0
Sexual Assault W/Object	0	0
Forcible Fondling	0	0
Incest	0	0
Statutory Rape	0	0
Kidnaping/Abduction	0	0
<b>Total</b>	<b>21</b>	<b>12</b>

**TIBRS Group B Arrests**

Offense	Adult	Juvenile
Bad Checks	2	0
Curfew/Vagrancy	0	0
Disorderly Conduct	4	0
DUI	41	0
Drunkenness	24	1
Family-Non Violent	2	0
Liquor Law Violations	24	0
Peeping Tom	0	0
Runaway	0	2
Trespass	0	0
All Other Offenses	9	2
<b>Total Group B</b>	<b>106</b>	<b>5</b>

TIBRS Group A Offenses	Offenses		Arrests	
	Reported	Cleared	Adult	Juvenile
<b>Crimes Against Persons</b>				
Murder	0	0	0	0
Negligent Manslaughter	1	1	1	0
Kidnaping/Abduction	2	2	0	0
Forcible Rape	2	1	0	0
Forcible Sodomy	0	0	0	0
Sexual Assault W/Object	0	0	0	0
Forcible Fondling	0	0	0	0
Incest	0	0	0	0
Statutory Rape	0	0	0	0
Aggravated Assault	3	2	1	0
Simple Assault	37	33	19	0
Intimidation	6	6	1	0
Stalking	0	0	0	0
<b>Crimes Against Property</b>				
Arson	0	0	0	0
Bribery	0	0	0	0
Burglary	30	9	7	1
Counterfeiting/Forgery	10	5	4	0
Destruction/Damage/Vandalism	32	7	1	0
Embezzlement	1	0	0	0
Extortion/Blackmail	0	0	0	0
Fraud - False Pretenses	4	4	0	0
Fraud - Credit Card/ATM	1	0	0	0
Fraud - Impersonation	5	2	1	0
Fraud - Welfare	0	0	0	0
Fraud - Wire	0	0	0	0
Motor Vehicle Theft	2	2	2	0
Robbery	1	1	2	1
Stolen Property Offenses	0	0	0	0
Theft - Pocket-picking	0	0	0	0
Theft - Purse Snatching	0	0	0	0
Theft - Shoplifting	1	1	3	0
Theft From Building	4	0	0	0
Theft From Coin Machine	1	0	0	0
Theft From Motor Vehicle	16	2	3	0
Theft of Motor Vehicle Parts	10	5	5	0
Theft - All Other Larceny	22	3	0	0
<b>Crimes Against Society</b>				
Drug/Narcotic Violations	34	34	35	1
Drug/Narcotic Equipment Violations	15	15	2	1
Gambling - Betting/Wagering	0	0	0	0
Gambling - Operating/Promoting	0	0	0	0
Gambling - Equipment Violations	0	0	0	0
Gambling - Sports Tampering	0	0	0	0
Pornography/Obscene Material	0	0	0	0
Prostitution	0	0	0	0
Prostitution Assisting/Promoting	0	0	0	0
Weapon Law Violations	4	4	2	0
<b>Total Group A Offenses</b>	<b>244</b>	<b>139</b>	<b>89</b>	<b>4</b>



# LaFollette Police Department - 2006

**2005 Population Estimate** 8,166

## Offense Overview

Offense Total 1,391  
 Number Cleared 487  
 Percent Cleared 35.01 %

Group A Crimes per 100,000 population 17,034.0

## Arrest Overview

Total Arrests 707  
 Adult Arrests 657  
 Juvenile Arrests 50  
 Unknown Age 0

Arrests per 100,000 population 8,657.8

Average number offenses/incident 1.12

## Domestic Violence Victims

Offense	Total	Arrests
Murder	0	0
Aggravated Assault	23	17
Simple Assault	178	82
Intimidation	106	7
Stalking	0	0
Forcible Rape	0	0
Forcible Sodomy	0	0
Sexual Assault W/Object	0	0
Forcible Fondling	0	0
Incest	2	1
Statutory Rape	0	0
Kidnaping/Abduction	0	0
<b>Total</b>	<b>309</b>	<b>107</b>

## TIBRS Group B Arrests

Offense	Adult	Juvenile
Bad Checks	0	0
Curfew/Vagrancy	0	15
Disorderly Conduct	12	3
DUI	77	1
Drunkenness	114	0
Family-Non Violent	2	0
Liquor Law Violations	11	0
Peeping Tom	0	0
Runaway	0	3
Trespass	16	4
All Other Offenses	36	0
<b>Total Group B</b>	<b>268</b>	<b>26</b>

TIBRS Group A Offenses	Offenses		Arrests	
	Reported	Cleared	Adult	Juvenile
<b>Crimes Against Persons</b>				
Murder	0	0	0	0
Negligent Manslaughter	0	0	0	0
Kidnaping/Abduction	0	0	0	0
Forcible Rape	3	0	0	0
Forcible Sodomy	2	0	0	0
Sexual Assault W/Object	0	0	0	0
Forcible Fondling	2	0	0	0
Incest	2	1	1	0
Statutory Rape	2	2	3	0
Aggravated Assault	60	37	34	0
Simple Assault	258	110	100	5
Intimidation	120	13	8	0
Stalking	2	2	1	0
<b>Crimes Against Property</b>				
Arson	0	0	0	0
Bribery	0	0	0	0
Burglary	171	18	18	1
Counterfeiting/Forgery	58	23	27	0
Destruction/Damage/Vandalism	152	21	11	4
Embezzlement	6	3	2	0
Extortion/Blackmail	0	0	0	0
Fraud - False Pretenses	29	10	5	0
Fraud - Credit Card/ATM	10	0	0	0
Fraud - Impersonation	9	4	5	0
Fraud - Welfare	0	0	0	0
Fraud - Wire	2	0	0	0
Motor Vehicle Theft	38	7	6	0
Robbery	5	0	1	0
Stolen Property Offenses	2	1	1	0
Theft - Pocket-picking	0	0	0	0
Theft - Purse Snatching	0	0	0	0
Theft - Shoplifting	23	13	11	1
Theft From Building	82	18	10	1
Theft From Coin Machine	6	0	0	0
Theft From Motor Vehicle	67	4	4	0
Theft of Motor Vehicle Parts	39	5	6	4
Theft - All Other Larceny	51	7	4	4
<b>Crimes Against Society</b>				
Drug/Narcotic Violations	116	116	118	4
Drug/Narcotic Equipment Violations	53	53	3	0
Gambling - Betting/Wagering	0	0	0	0
Gambling - Operating/Promoting	0	0	0	0
Gambling - Equipment Violations	0	0	0	0
Gambling - Sports Tampering	0	0	0	0
Pornography/Obscene Material	0	0	0	0
Prostitution	0	0	0	0
Prostitution Assisting/Promoting	0	0	0	0
Weapon Law Violations	21	19	10	0
<b>Total Group A Offenses</b>	<b>1,391</b>	<b>487</b>	<b>389</b>	<b>24</b>



**2005 Population Estimate** 146

**Offense Overview**

Offense Total 3  
 Number Cleared 1  
 Percent Cleared 33.33 %

Group A Crimes per 100,000 population 2,054.8

**Arrest Overview**

Total Arrests 3  
 Adult Arrests 3  
 Juvenile Arrests 0  
 Unknown Age 0

Arrests per 100,000 population 2,054.8

Average number offenses/incident 1.00

**Domestic Violence Victims**

Offense	Total	Arrests
Murder	0	0
Aggravated Assault	0	0
Simple Assault	0	0
Intimidation	0	0
Stalking	0	0
Forcible Rape	0	0
Forcible Sodomy	0	0
Sexual Assault W/Object	0	0
Forcible Fondling	0	0
Incest	0	0
Statutory Rape	0	0
Kidnaping/Abduction	0	0
<b>Total</b>	<b>0</b>	<b>0</b>

**TIBRS Group B Arrests**

Offense	Adult	Juvenile
Bad Checks	0	0
Curfew/Vagrancy	0	0
Disorderly Conduct	1	0
DUI	0	0
Drunkenness	1	0
Family-Non Violent	0	0
Liquor Law Violations	0	0
Peeping Tom	0	0
Runaway	0	0
Trespass	0	0
All Other Offenses	0	0
<b>Total Group B</b>	<b>2</b>	<b>0</b>

TIBRS Group A Offenses	Offenses		Arrests	
	Reported	Cleared	Adult	Juvenile
<b>Crimes Against Persons</b>				
Murder	0	0	0	0
Negligent Manslaughter	0	0	0	0
Kidnaping/Abduction	0	0	0	0
Forcible Rape	0	0	0	0
Forcible Sodomy	0	0	0	0
Sexual Assault W/Object	0	0	0	0
Forcible Fondling	0	0	0	0
Incest	0	0	0	0
Statutory Rape	0	0	0	0
Aggravated Assault	0	0	0	0
Simple Assault	0	0	0	0
Intimidation	0	0	0	0
Stalking	0	0	0	0
<b>Crimes Against Property</b>				
Arson	0	0	0	0
Bribery	0	0	0	0
Burglary	0	0	0	0
Counterfeiting/Forgery	0	0	0	0
Destruction/Damage/Vandalism	0	0	0	0
Embezzlement	0	0	0	0
Extortion/Blackmail	0	0	0	0
Fraud - False Pretenses	0	0	0	0
Fraud - Credit Card/ATM	0	0	0	0
Fraud - Impersonation	0	0	0	0
Fraud - Welfare	0	0	0	0
Fraud - Wire	0	0	0	0
Motor Vehicle Theft	1	0	0	0
Robbery	0	0	0	0
Stolen Property Offenses	0	0	0	0
Theft - Pocket-picking	0	0	0	0
Theft - Purse Snatching	0	0	0	0
Theft - Shoplifting	0	0	0	0
Theft From Building	0	0	0	0
Theft From Coin Machine	0	0	0	0
Theft From Motor Vehicle	0	0	0	0
Theft of Motor Vehicle Parts	0	0	0	0
Theft - All Other Larceny	1	0	0	0
<b>Crimes Against Society</b>				
Drug/Narcotic Violations	0	0	0	0
Drug/Narcotic Equipment Violations	0	0	0	0
Gambling - Betting/Wagering	0	0	0	0
Gambling - Operating/Promoting	0	0	0	0
Gambling - Equipment Violations	0	0	0	0
Gambling - Sports Tampering	0	0	0	0
Pornography/Obscene Material	0	0	0	0
Prostitution	0	0	0	0
Prostitution Assisting/Promoting	0	0	0	0
Weapon Law Violations	1	1	1	0
<b>Total Group A Offenses</b>	<b>3</b>	<b>1</b>	<b>1</b>	<b>0</b>



# Lake City Police Department - 2006

**2005 Population Estimate** 1,813

## Offense Overview

Offense Total 257  
 Number Cleared 100  
 Percent Cleared 38.91 %

Group A Crimes per 100,000 population 14,175.4

## Arrest Overview

Total Arrests 172  
 Adult Arrests 168  
 Juvenile Arrests 4  
 Unknown Age 0

Arrests per 100,000 population 9,487.0

Average number offenses/incident 1.12

## Domestic Violence Victims

Offense	Total	Arrests
Murder	0	0
Aggravated Assault	1	1
Simple Assault	12	11
Intimidation	5	3
Stalking	0	0
Forcible Rape	0	0
Forcible Sodomy	0	0
Sexual Assault W/Object	0	0
Forcible Fondling	0	0
Incest	0	0
Statutory Rape	0	0
Kidnaping/Abduction	0	0
<b>Total</b>	<b>18</b>	<b>15</b>

## TIBRS Group B Arrests

Offense	Adult	Juvenile
Bad Checks	11	0
Curfew/Vagrancy	0	2
Disorderly Conduct	1	0
DUI	11	0
Drunkenness	10	0
Family-Non Violent	0	0
Liquor Law Violations	4	0
Peeping Tom	0	0
Runaway	0	0
Trespass	9	0
All Other Offenses	48	0
<b>Total Group B</b>	<b>94</b>	<b>2</b>

TIBRS Group A Offenses	Offenses		Arrests	
	Reported	Cleared	Adult	Juvenile
<b>Crimes Against Persons</b>				
Murder	0	0	0	0
Negligent Manslaughter	0	0	0	0
Kidnaping/Abduction	1	0	0	0
Forcible Rape	0	0	0	0
Forcible Sodomy	0	0	0	0
Sexual Assault W/Object	0	0	0	0
Forcible Fondling	0	0	0	0
Incest	0	0	0	0
Statutory Rape	0	0	0	0
Aggravated Assault	2	2	2	0
Simple Assault	28	17	13	0
Intimidation	10	3	3	0
Stalking	0	0	0	0
<b>Crimes Against Property</b>				
Arson	3	1	2	0
Bribery	0	0	0	0
Burglary	23	1	1	0
Counterfeiting/Forgery	8	7	7	0
Destruction/Damage/Vandalism	25	3	2	0
Embezzlement	2	2	2	0
Extortion/Blackmail	0	0	0	0
Fraud - False Pretenses	14	12	4	0
Fraud - Credit Card/ATM	3	0	0	0
Fraud - Impersonation	1	1	1	0
Fraud - Welfare	0	0	0	0
Fraud - Wire	0	0	0	0
Motor Vehicle Theft	12	1	0	1
Robbery	1	1	1	0
Stolen Property Offenses	0	0	0	0
Theft - Pocket-picking	0	0	0	0
Theft - Purse Snatching	0	0	0	0
Theft - Shoplifting	11	9	10	0
Theft From Building	24	2	2	0
Theft From Coin Machine	3	0	0	0
Theft From Motor Vehicle	22	1	1	0
Theft of Motor Vehicle Parts	11	0	0	0
Theft - All Other Larceny	17	1	1	0
<b>Crimes Against Society</b>				
Drug/Narcotic Violations	15	15	14	1
Drug/Narcotic Equipment Violations	20	20	8	0
Gambling - Betting/Wagering	0	0	0	0
Gambling - Operating/Promoting	0	0	0	0
Gambling - Equipment Violations	0	0	0	0
Gambling - Sports Tampering	0	0	0	0
Pornography/Obscene Material	0	0	0	0
Prostitution	0	0	0	0
Prostitution Assisting/Promoting	0	0	0	0
Weapon Law Violations	1	1	0	0
<b>Total Group A Offenses</b>	<b>257</b>	<b>100</b>	<b>74</b>	<b>2</b>



# Lakewood Police Department - 2006

**2005 Population Estimate**                      **2,388**

**Offense Overview**

Offense Total                                      70  
 Number Cleared                                10  
 Percent Cleared                                14.29 %

Group A Crimes per 100,000  
 population                                      2,931.3

**Arrest Overview**

Total Arrests                                    49  
 Adult Arrests                                    48  
 Juvenile Arrests                                1  
 Unknown Age                                    0

Arrests per 100,000 population            2,051.9

Average number offenses/incident        1.09

**Domestic Violence Victims**

Offense	Total	Arrests
Murder	0	0
Aggravated Assault	1	0
Simple Assault	6	2
Intimidation	6	0
Stalking	0	0
Forcible Rape	0	0
Forcible Sodomy	0	0
Sexual Assault W/Object	0	0
Forcible Fondling	0	0
Incest	0	0
Statutory Rape	0	0
Kidnaping/Abduction	0	0
<b>Total</b>	<b>13</b>	<b>2</b>

**TIBRS Group B Arrests**

Offense	Adult	Juvenile
Bad Checks	0	0
Curfew/Vagrancy	0	0
Disorderly Conduct	8	1
DUI	8	0
Drunkenness	7	0
Family-Non Violent	0	0
Liquor Law Violations	0	0
Peeping Tom	0	0
Runaway	0	0
Trespass	1	0
All Other Offenses	19	0
<b>Total Group B</b>	<b>43</b>	<b>1</b>

TIBRS Group A Offenses	Offenses		Arrests	
	Reported	Cleared	Adult	Juvenile
<b>Crimes Against Persons</b>				
Murder	0	0	0	0
Negligent Manslaughter	0	0	0	0
Kidnaping/Abduction	0	0	0	0
Forcible Rape	0	0	0	0
Forcible Sodomy	0	0	0	0
Sexual Assault W/Object	0	0	0	0
Forcible Fondling	0	0	0	0
Incest	0	0	0	0
Statutory Rape	0	0	0	0
Aggravated Assault	1	0	0	0
Simple Assault	11	4	2	0
Intimidation	7	1	0	0
Stalking	0	0	0	0
<b>Crimes Against Property</b>				
Arson	0	0	0	0
Bribery	0	0	0	0
Burglary	9	0	0	0
Counterfeiting/Forgery	0	0	0	0
Destruction/Damage/Vandalism	7	0	0	0
Embezzlement	0	0	0	0
Extortion/Blackmail	0	0	0	0
Fraud - False Pretenses	1	0	0	0
Fraud - Credit Card/ATM	0	0	0	0
Fraud - Impersonation	0	0	0	0
Fraud - Welfare	0	0	0	0
Fraud - Wire	0	0	0	0
Motor Vehicle Theft	6	0	0	0
Robbery	3	0	0	0
Stolen Property Offenses	0	0	0	0
Theft - Pocket-picking	0	0	0	0
Theft - Purse Snatching	0	0	0	0
Theft - Shoplifting	0	0	0	0
Theft From Building	3	0	0	0
Theft From Coin Machine	0	0	0	0
Theft From Motor Vehicle	4	0	0	0
Theft of Motor Vehicle Parts	5	0	0	0
Theft - All Other Larceny	6	1	0	0
<b>Crimes Against Society</b>				
Drug/Narcotic Violations	5	2	2	0
Drug/Narcotic Equipment Violations	2	2	1	0
Gambling - Betting/Wagering	0	0	0	0
Gambling - Operating/Promoting	0	0	0	0
Gambling - Equipment Violations	0	0	0	0
Gambling - Sports Tampering	0	0	0	0
Pornography/Obscene Material	0	0	0	0
Prostitution	0	0	0	0
Prostitution Assisting/Promoting	0	0	0	0
Weapon Law Violations	0	0	0	0
<b>Total Group A Offenses</b>	<b>70</b>	<b>10</b>	<b>5</b>	<b>0</b>



**2005 Population Estimate**                      **25,885**

**Offense Overview**

Offense Total                                      2,140

Number Cleared                                  682

Percent Cleared                                  31.87 %

Group A Crimes per 100,000  
population                                      8,267.3

**Arrest Overview**

Total Arrests                                      849

Adult Arrests                                      725

Juvenile Arrests                                  124

Unknown Age                                      1

Arrests per 100,000 population              3,279.9

Average number offenses/incident           1.23

**Domestic Violence Victims**

Offense	Total	Arrests
Murder	0	0
Aggravated Assault	62	32
Simple Assault	241	112
Intimidation	4	0
Stalking	5	1
Forcible Rape	3	1
Forcible Sodomy	0	0
Sexual Assault W/Object	7	1
Forcible Fondling	4	0
Incest	0	0
Statutory Rape	4	0
Kidnaping/Abduction	3	1
<b>Total</b>	<b>333</b>	<b>148</b>

**TIBRS Group B Arrests**

Offense	Adult	Juvenile
Bad Checks	0	0
Curfew/Vagrancy	0	0
Disorderly Conduct	16	6
DUI	137	1
Drunkenness	25	0
Family-Non Violent	2	0
Liquor Law Violations	19	1
Peeping Tom	0	0
Runaway	0	6
Trespass	7	1
All Other Offenses	33	16
<b>Total Group B</b>	<b>239</b>	<b>31</b>

TIBRS Group A Offenses	Offenses		Arrests	
	Reported	Cleared	Adult	Juvenile
<b>Crimes Against Persons</b>				
Murder	0	0	0	0
Negligent Manslaughter	0	0	0	0
Kidnaping/Abduction	4	2	1	0
Forcible Rape	7	1	1	0
Forcible Sodomy	0	0	0	0
Sexual Assault W/Object	24	2	1	1
Forcible Fondling	9	0	0	0
Incest	0	0	0	0
Statutory Rape	8	2	1	0
Aggravated Assault	149	90	45	17
Simple Assault	379	143	106	21
Intimidation	13	0	0	0
Stalking	15	3	2	1
<b>Crimes Against Property</b>				
Arson	5	1	0	2
Bribery	0	0	0	0
Burglary	171	13	2	17
Counterfeiting/Forgery	24	4	4	0
Destruction/Damage/Vandalism	324	13	2	4
Embezzlement	11	0	0	0
Extortion/Blackmail	0	0	0	0
Fraud - False Pretenses	25	4	10	0
Fraud - Credit Card/ATM	14	1	0	0
Fraud - Impersonation	24	2	2	0
Fraud - Welfare	0	0	0	0
Fraud - Wire	0	0	0	0
Motor Vehicle Theft	69	5	5	1
Robbery	10	0	0	0
Stolen Property Offenses	8	8	10	0
Theft - Pocket-picking	0	0	0	0
Theft - Purse Snatching	0	0	0	0
Theft - Shoplifting	16	3	3	1
Theft From Building	42	1	0	0
Theft From Coin Machine	3	1	1	0
Theft From Motor Vehicle	103	1	0	2
Theft of Motor Vehicle Parts	50	1	1	0
Theft - All Other Larceny	244	9	8	2
<b>Crimes Against Society</b>				
Drug/Narcotic Violations	240	230	233	21
Drug/Narcotic Equipment Violations	122	121	23	2
Gambling - Betting/Wagering	1	1	19	0
Gambling - Operating/Promoting	0	0	0	0
Gambling - Equipment Violations	0	0	0	0
Gambling - Sports Tampering	0	0	0	0
Pornography/Obscene Material	3	0	0	0
Prostitution	0	0	0	0
Prostitution Assisting/Promoting	0	0	0	0
Weapon Law Violations	23	20	6	1
<b>Total Group A Offenses</b>	<b>2,140</b>	<b>682</b>	<b>486</b>	<b>93</b>





# Lawrenceburg Police Department - 2006

**2005 Population Estimate** 10,911

## Offense Overview

Offense Total 2,034  
Number Cleared 910  
Percent Cleared 44.74 %

Group A Crimes per 100,000 population 18,641.7

## Arrest Overview

Total Arrests 658  
Adult Arrests 619  
Juvenile Arrests 39  
Unknown Age 0

Arrests per 100,000 population 6,030.6

Average number offenses/incident 1.20

## Domestic Violence Victims

Offense	Total	Arrests
Murder	0	0
Aggravated Assault	27	11
Simple Assault	213	50
Intimidation	67	15
Stalking	14	3
Forcible Rape	2	0
Forcible Sodomy	1	0
Sexual Assault W/Object	0	0
Forcible Fondling	3	1
Incest	0	0
Statutory Rape	1	0
Kidnaping/Abduction	1	0
<b>Total</b>	<b>329</b>	<b>80</b>

## TIBRS Group B Arrests

Offense	Adult	Juvenile
Bad Checks	0	0
Curfew/Vagrancy	0	5
Disorderly Conduct	26	4
DUI	72	0
Drunkenness	57	0
Family-Non Violent	11	0
Liquor Law Violations	13	5
Peeping Tom	0	0
Runaway	0	0
Trespass	11	0
All Other Offenses	36	1
<b>Total Group B</b>	<b>226</b>	<b>15</b>

TIBRS Group A Offenses	Offenses		Arrests	
	Reported	Cleared	Adult	Juvenile
<b>Crimes Against Persons</b>				
Murder	0	0	0	0
Negligent Manslaughter	0	0	0	0
Kidnaping/Abduction	3	2	1	0
Forcible Rape	7	6	0	1
Forcible Sodomy	1	0	0	0
Sexual Assault W/Object	0	0	0	0
Forcible Fondling	12	9	1	1
Incest	0	0	0	0
Statutory Rape	1	0	0	0
Aggravated Assault	89	43	23	0
Simple Assault	352	246	72	3
Intimidation	195	114	25	0
Stalking	32	19	5	0
<b>Crimes Against Property</b>				
Arson	3	1	0	0
Bribery	0	0	0	0
Burglary	170	32	17	1
Counterfeiting/Forgery	46	20	12	0
Destruction/Damage/Vandalism	221	43	13	7
Embezzlement	4	2	2	0
Extortion/Blackmail	1	0	0	0
Fraud - False Pretenses	76	25	3	0
Fraud - Credit Card/ATM	19	3	2	0
Fraud - Impersonation	14	3	1	0
Fraud - Welfare	0	0	0	0
Fraud - Wire	1	0	0	0
Motor Vehicle Theft	46	17	6	0
Robbery	11	4	3	0
Stolen Property Offenses	0	0	0	0
Theft - Pocket-picking	0	0	0	0
Theft - Purse Snatching	0	0	0	0
Theft - Shoplifting	60	33	31	1
Theft From Building	146	38	20	0
Theft From Coin Machine	1	1	2	0
Theft From Motor Vehicle	86	7	2	0
Theft of Motor Vehicle Parts	52	1	1	0
Theft - All Other Larceny	154	23	6	0
<b>Crimes Against Society</b>				
Drug/Narcotic Violations	143	137	130	6
Drug/Narcotic Equipment Violations	70	68	6	2
Gambling - Betting/Wagering	0	0	0	0
Gambling - Operating/Promoting	0	0	0	0
Gambling - Equipment Violations	0	0	0	0
Gambling - Sports Tampering	0	0	0	0
Pornography/Obscene Material	0	0	0	0
Prostitution	0	0	0	0
Prostitution Assisting/Promoting	0	0	0	0
Weapon Law Violations	18	13	9	2
<b>Total Group A Offenses</b>	<b>2,034</b>	<b>910</b>	<b>393</b>	<b>24</b>



# Lebanon Police Department - 2006

**2005 Population Estimate**                      **23,043**

**Offense Overview**

Offense Total                                      4,230  
 Number Cleared                                1,699  
 Percent Cleared                                40.17 %

Group A Crimes per 100,000  
 population                                      18,357.0

**Arrest Overview**

Total Arrests                                    2,519  
 Adult Arrests                                    2,391  
 Juvenile Arrests                                128  
 Unknown Age                                    1

Arrests per 100,000 population            10,931.7

Average number offenses/incident        1.20

**Domestic Violence Victims**

Offense	Total	Arrests
Murder	0	0
Aggravated Assault	68	32
Simple Assault	277	150
Intimidation	25	0
Stalking	0	0
Forcible Rape	2	0
Forcible Sodomy	0	0
Sexual Assault W/Object	0	0
Forcible Fondling	0	0
Incest	0	0
Statutory Rape	3	2
Kidnaping/Abduction	1	1
<b>Total</b>	<b>376</b>	<b>185</b>

**TIBRS Group B Arrests**

Offense	Adult	Juvenile
Bad Checks	4	0
Curfew/Vagrancy	0	6
Disorderly Conduct	21	8
DUI	177	1
Drunkenness	295	0
Family-Non Violent	1	0
Liquor Law Violations	68	3
Peeping Tom	0	0
Runaway	0	22
Trespass	123	6
All Other Offenses	440	7
<b>Total Group B</b>	<b>1,129</b>	<b>53</b>

TIBRS Group A Offenses	Offenses		Arrests	
	Reported	Cleared	Adult	Juvenile
<b>Crimes Against Persons</b>				
Murder	1	1	1	0
Negligent Manslaughter	0	0	0	0
Kidnaping/Abduction	6	2	2	0
Forcible Rape	14	3	0	0
Forcible Sodomy	0	0	0	0
Sexual Assault W/Object	6	4	2	0
Forcible Fondling	2	0	0	0
Incest	0	0	0	0
Statutory Rape	6	3	4	0
Aggravated Assault	210	134	91	5
Simple Assault	522	231	211	6
Intimidation	147	5	0	0
Stalking	0	0	0	0
<b>Crimes Against Property</b>				
Arson	7	2	1	1
Bribery	1	1	0	0
Burglary	239	42	33	7
Counterfeiting/Forgery	229	123	110	0
Destruction/Damage/Vandalism	457	68	22	12
Embezzlement	26	15	4	0
Extortion/Blackmail	0	0	0	0
Fraud - False Pretenses	248	125	10	0
Fraud - Credit Card/ATM	144	31	25	0
Fraud - Impersonation	81	56	52	2
Fraud - Welfare	0	0	0	0
Fraud - Wire	0	0	0	0
Motor Vehicle Theft	116	30	15	2
Robbery	64	23	23	4
Stolen Property Offenses	1	0	0	0
Theft - Pocket-picking	1	0	0	0
Theft - Purse Snatching	4	0	1	0
Theft - Shoplifting	155	98	93	8
Theft From Building	132	17	4	1
Theft From Coin Machine	2	0	0	0
Theft From Motor Vehicle	160	11	7	0
Theft of Motor Vehicle Parts	118	6	1	0
Theft - All Other Larceny	434	58	90	6
<b>Crimes Against Society</b>				
Drug/Narcotic Violations	413	347	337	18
Drug/Narcotic Equipment Violations	239	222	95	1
Gambling - Betting/Wagering	0	0	0	0
Gambling - Operating/Promoting	0	0	0	0
Gambling - Equipment Violations	0	0	0	0
Gambling - Sports Tampering	0	0	0	0
Pornography/Obscene Material	1	1	1	0
Prostitution	2	2	2	0
Prostitution Assisting/Promoting	1	1	1	0
Weapon Law Violations	41	37	24	2
<b>Total Group A Offenses</b>	<b>4,230</b>	<b>1,699</b>	<b>1,262</b>	<b>75</b>



# Lenoir City Police Department - 2006

**2005 Population Estimate** 7,675

## Offense Overview

Offense Total 1,174  
 Number Cleared 287  
 Percent Cleared 24.45 %

Group A Crimes per 100,000 population 15,296.4

## Arrest Overview

Total Arrests 507  
 Adult Arrests 467  
 Juvenile Arrests 40  
 Unknown Age 0

Arrests per 100,000 population 6,605.9

Average number offenses/incident 1.11

## Domestic Violence Victims

Offense	Total	Arrests
Murder	0	0
Aggravated Assault	19	12
Simple Assault	85	28
Intimidation	9	0
Stalking	2	0
Forcible Rape	1	0
Forcible Sodomy	0	0
Sexual Assault W/Object	0	0
Forcible Fondling	3	2
Incest	0	0
Statutory Rape	0	0
Kidnaping/Abduction	3	1
<b>Total</b>	<b>122</b>	<b>43</b>

## TIBRS Group B Arrests

Offense	Adult	Juvenile
Bad Checks	0	0
Curfew/Vagrancy	0	0
Disorderly Conduct	9	1
DUI	73	0
Drunkenness	80	0
Family-Non Violent	3	0
Liquor Law Violations	7	1
Peeping Tom	0	0
Runaway	0	3
Trespass	5	0
All Other Offenses	90	6
<b>Total Group B</b>	<b>267</b>	<b>11</b>

TIBRS Group A Offenses	Offenses		Arrests	
	Reported	Cleared	Adult	Juvenile
<b>Crimes Against Persons</b>				
Murder	0	0	0	0
Negligent Manslaughter	0	0	0	0
Kidnaping/Abduction	4	3	1	0
Forcible Rape	3	1	0	0
Forcible Sodomy	2	0	0	0
Sexual Assault W/Object	0	0	0	0
Forcible Fondling	11	8	6	0
Incest	0	0	0	0
Statutory Rape	4	2	2	0
Aggravated Assault	61	20	15	3
Simple Assault	162	49	34	8
Intimidation	47	4	2	3
Stalking	9	0	0	0
<b>Crimes Against Property</b>				
Arson	0	0	0	0
Bribery	0	0	0	0
Burglary	130	12	9	0
Counterfeiting/Forgery	55	23	11	0
Destruction/Damage/Vandalism	87	4	2	1
Embezzlement	6	4	4	0
Extortion/Blackmail	0	0	0	0
Fraud - False Pretenses	61	23	5	0
Fraud - Credit Card/ATM	57	12	10	1
Fraud - Impersonation	5	1	0	0
Fraud - Welfare	0	0	0	0
Fraud - Wire	1	0	0	0
Motor Vehicle Theft	30	9	9	0
Robbery	4	2	2	0
Stolen Property Offenses	0	0	0	0
Theft - Pocket-picking	5	0	0	0
Theft - Purse Snatching	6	0	0	0
Theft - Shoplifting	27	22	22	0
Theft From Building	100	18	14	3
Theft From Coin Machine	2	0	0	0
Theft From Motor Vehicle	78	6	5	0
Theft of Motor Vehicle Parts	37	1	1	0
Theft - All Other Larceny	127	11	12	0
<b>Crimes Against Society</b>				
Drug/Narcotic Violations	35	34	26	6
Drug/Narcotic Equipment Violations	13	13	4	0
Gambling - Betting/Wagering	0	0	0	0
Gambling - Operating/Promoting	0	0	0	0
Gambling - Equipment Violations	0	0	0	0
Gambling - Sports Tampering	0	0	0	0
Pornography/Obscene Material	0	0	0	0
Prostitution	1	1	1	0
Prostitution Assisting/Promoting	1	1	1	0
Weapon Law Violations	3	3	2	4
<b>Total Group A Offenses</b>	<b>1,174</b>	<b>287</b>	<b>200</b>	<b>29</b>



# Lewisburg Police Department - 2006

**2005 Population Estimate**                      **10,790**

**Offense Overview**

Offense Total                                      940  
 Number Cleared                                319  
 Percent Cleared                                33.94 %

Group A Crimes per 100,000  
 population                                      8,711.8

**Arrest Overview**

Total Arrests                                    635  
 Adult Arrests                                    580  
 Juvenile Arrests                                55  
 Unknown Age                                    0

Arrests per 100,000 population            5,885.1

Average number offenses/incident        1.10

**Domestic Violence Victims**

Offense	Total	Arrests
Murder	0	0
Aggravated Assault	26	18
Simple Assault	162	97
Intimidation	14	1
Stalking	3	0
Forcible Rape	0	0
Forcible Sodomy	1	0
Sexual Assault W/Object	0	0
Forcible Fondling	1	0
Incest	0	0
Statutory Rape	2	0
Kidnaping/Abduction	0	0
<b>Total</b>	<b>209</b>	<b>116</b>

**TIBRS Group B Arrests**

Offense	Adult	Juvenile
Bad Checks	0	0
Curfew/Vagrancy	0	0
Disorderly Conduct	18	5
DUI	83	1
Drunkenness	77	0
Family-Non Violent	1	0
Liquor Law Violations	19	6
Peeping Tom	0	0
Runaway	0	3
Trespass	6	0
All Other Offenses	110	6
<b>Total Group B</b>	<b>314</b>	<b>21</b>

TIBRS Group A Offenses	Offenses		Arrests	
	Reported	Cleared	Adult	Juvenile
<b>Crimes Against Persons</b>				
Murder	0	0	0	0
Negligent Manslaughter	0	0	0	0
Kidnaping/Abduction	0	0	0	0
Forcible Rape	2	0	1	0
Forcible Sodomy	3	0	0	0
Sexual Assault W/Object	0	0	0	0
Forcible Fondling	3	1	1	0
Incest	0	0	0	0
Statutory Rape	3	2	1	0
Aggravated Assault	61	34	30	0
Simple Assault	216	118	104	8
Intimidation	53	6	5	0
Stalking	6	2	2	0
<b>Crimes Against Property</b>				
Arson	1	1	0	2
Bribery	0	0	0	0
Burglary	88	9	10	2
Counterfeiting/Forgery	18	5	10	0
Destruction/Damage/Vandalism	130	16	11	2
Embezzlement	6	5	3	0
Extortion/Blackmail	0	0	0	0
Fraud - False Pretenses	24	8	3	0
Fraud - Credit Card/ATM	10	2	2	0
Fraud - Impersonation	1	0	0	0
Fraud - Welfare	0	0	0	0
Fraud - Wire	1	0	0	0
Motor Vehicle Theft	13	3	2	1
Robbery	5	1	2	0
Stolen Property Offenses	2	2	2	0
Theft - Pocket-picking	0	0	0	0
Theft - Purse Snatching	1	0	0	0
Theft - Shoplifting	28	15	13	3
Theft From Building	75	10	7	0
Theft From Coin Machine	4	0	0	0
Theft From Motor Vehicle	36	0	0	0
Theft of Motor Vehicle Parts	16	0	0	0
Theft - All Other Larceny	60	6	8	1
<b>Crimes Against Society</b>				
Drug/Narcotic Violations	44	44	38	10
Drug/Narcotic Equipment Violations	16	16	5	3
Gambling - Betting/Wagering	0	0	0	0
Gambling - Operating/Promoting	0	0	0	0
Gambling - Equipment Violations	0	0	0	0
Gambling - Sports Tampering	0	0	0	0
Pornography/Obscene Material	0	0	0	0
Prostitution	0	0	0	0
Prostitution Assisting/Promoting	0	0	0	0
Weapon Law Violations	14	13	6	2
<b>Total Group A Offenses</b>	<b>940</b>	<b>319</b>	<b>266</b>	<b>34</b>



# Lexington Police Department - 2006

**2005 Population Estimate**                      **7,667**

**Offense Overview**

Offense Total                                      1,512  
 Number Cleared                                585  
 Percent Cleared                                38.69 %

Group A Crimes per 100,000  
 population                                      19,720.9

**Arrest Overview**

Total Arrests                                    644  
 Adult Arrests                                    603  
 Juvenile Arrests                                41  
 Unknown Age                                    0

Arrests per 100,000 population            8,399.6

Average number offenses/incident        1.20

**Domestic Violence Victims**

Offense	Total	Arrests
Murder	0	0
Aggravated Assault	16	10
Simple Assault	128	82
Intimidation	11	2
Stalking	2	0
Forcible Rape	0	0
Forcible Sodomy	0	0
Sexual Assault W/Object	1	1
Forcible Fondling	2	1
Incest	0	0
Statutory Rape	1	0
Kidnaping/Abduction	0	0
<b>Total</b>	<b>161</b>	<b>96</b>

**TIBRS Group B Arrests**

Offense	Adult	Juvenile
Bad Checks	0	0
Curfew/Vagrancy	0	0
Disorderly Conduct	17	0
DUI	49	0
Drunkenness	92	0
Family-Non Violent	0	0
Liquor Law Violations	7	2
Peeping Tom	0	0
Runaway	0	4
Trespass	14	1
All Other Offenses	38	4
<b>Total Group B</b>	<b>217</b>	<b>11</b>

TIBRS Group A Offenses	Offenses		Arrests	
	Reported	Cleared	Adult	Juvenile
<b>Crimes Against Persons</b>				
Murder	0	0	0	0
Negligent Manslaughter	0	0	0	0
Kidnaping/Abduction	1	1	0	0
Forcible Rape	8	4	2	0
Forcible Sodomy	0	0	0	0
Sexual Assault W/Object	2	1	1	0
Forcible Fondling	8	4	3	0
Incest	0	0	0	0
Statutory Rape	1	1	0	0
Aggravated Assault	54	27	17	0
Simple Assault	212	129	84	6
Intimidation	52	20	4	0
Stalking	8	2	0	0
<b>Crimes Against Property</b>				
Arson	3	1	0	2
Bribery	0	0	0	0
Burglary	118	7	7	0
Counterfeiting/Forgery	95	49	48	1
Destruction/Damage/Vandalism	205	29	5	4
Embezzlement	6	2	1	0
Extortion/Blackmail	0	0	0	0
Fraud - False Pretenses	98	51	0	0
Fraud - Credit Card/ATM	32	13	11	0
Fraud - Impersonation	16	7	5	0
Fraud - Welfare	0	0	0	0
Fraud - Wire	0	0	0	0
Motor Vehicle Theft	36	13	7	3
Robbery	4	2	2	0
Stolen Property Offenses	2	2	0	0
Theft - Pocket-picking	3	0	0	0
Theft - Purse Snatching	2	1	1	0
Theft - Shoplifting	79	69	71	11
Theft From Building	76	13	9	1
Theft From Coin Machine	6	0	0	0
Theft From Motor Vehicle	63	5	5	0
Theft of Motor Vehicle Parts	41	2	1	0
Theft - All Other Larceny	176	27	16	2
<b>Crimes Against Society</b>				
Drug/Narcotic Violations	70	68	75	0
Drug/Narcotic Equipment Violations	29	29	9	0
Gambling - Betting/Wagering	0	0	0	0
Gambling - Operating/Promoting	0	0	0	0
Gambling - Equipment Violations	0	0	0	0
Gambling - Sports Tampering	0	0	0	0
Pornography/Obscene Material	0	0	0	0
Prostitution	0	0	0	0
Prostitution Assisting/Promoting	0	0	0	0
Weapon Law Violations	6	6	2	0
<b>Total Group A Offenses</b>	<b>1,512</b>	<b>585</b>	<b>386</b>	<b>30</b>



# Livingston Police Department - 2006

**2005 Population Estimate**                      **3,489**

**Offense Overview**

Offense Total                                      589  
 Number Cleared                                318  
 Percent Cleared                                53.99 %

Group A Crimes per 100,000  
 population                                      16,881.6

**Arrest Overview**

Total Arrests                                    348  
 Adult Arrests                                    323  
 Juvenile Arrests                                25  
 Unknown Age                                    0

Arrests per 100,000 population            9,974.2

Average number offenses/incident        1.34

**Domestic Violence Victims**

Offense	Total	Arrests
Murder	0	0
Aggravated Assault	10	9
Simple Assault	29	24
Intimidation	0	0
Stalking	0	0
Forcible Rape	0	0
Forcible Sodomy	0	0
Sexual Assault W/Object	0	0
Forcible Fondling	1	1
Incest	0	0
Statutory Rape	0	0
Kidnaping/Abduction	1	1
<b>Total</b>	<b>41</b>	<b>35</b>

**TIBRS Group B Arrests**

Offense	Adult	Juvenile
Bad Checks	0	0
Curfew/Vagrancy	0	0
Disorderly Conduct	2	1
DUI	28	0
Drunkenness	26	0
Family-Non Violent	0	0
Liquor Law Violations	10	3
Peeping Tom	0	0
Runaway	0	1
Trespass	1	0
All Other Offenses	13	4
<b>Total Group B</b>	<b>80</b>	<b>9</b>

TIBRS Group A Offenses	Offenses		Arrests	
	Reported	Cleared	Adult	Juvenile
<b>Crimes Against Persons</b>				
Murder	0	0	0	0
Negligent Manslaughter	0	0	0	0
Kidnaping/Abduction	1	1	1	0
Forcible Rape	0	0	0	0
Forcible Sodomy	0	0	0	0
Sexual Assault W/Object	0	0	0	0
Forcible Fondling	4	4	2	1
Incest	0	0	0	0
Statutory Rape	0	0	0	0
Aggravated Assault	14	12	11	2
Simple Assault	32	28	25	2
Intimidation	8	8	4	0
Stalking	0	0	0	0
<b>Crimes Against Property</b>				
Arson	2	1	1	0
Bribery	0	0	0	0
Burglary	58	14	18	1
Counterfeiting/Forgery	94	47	47	0
Destruction/Damage/Vandalism	70	11	11	3
Embezzlement	4	2	2	0
Extortion/Blackmail	0	0	0	0
Fraud - False Pretenses	100	53	8	0
Fraud - Credit Card/ATM	5	1	1	0
Fraud - Impersonation	1	1	0	0
Fraud - Welfare	0	0	0	0
Fraud - Wire	0	0	0	0
Motor Vehicle Theft	7	4	4	0
Robbery	3	1	0	2
Stolen Property Offenses	0	0	0	0
Theft - Pocket-picking	0	0	0	0
Theft - Purse Snatching	1	0	0	0
Theft - Shoplifting	18	13	12	2
Theft From Building	13	7	6	0
Theft From Coin Machine	0	0	0	0
Theft From Motor Vehicle	14	4	4	0
Theft of Motor Vehicle Parts	3	1	0	0
Theft - All Other Larceny	37	9	8	0
<b>Crimes Against Society</b>				
Drug/Narcotic Violations	54	52	53	1
Drug/Narcotic Equipment Violations	38	36	21	2
Gambling - Betting/Wagering	0	0	0	0
Gambling - Operating/Promoting	0	0	0	0
Gambling - Equipment Violations	0	0	0	0
Gambling - Sports Tampering	0	0	0	0
Pornography/Obscene Material	0	0	0	0
Prostitution	0	0	0	0
Prostitution Assisting/Promoting	0	0	0	0
Weapon Law Violations	8	8	4	0
<b>Total Group A Offenses</b>	<b>589</b>	<b>318</b>	<b>243</b>	<b>16</b>



# Lookout Mountain Police Department - 2006

**2005 Population Estimate** 1,898

## Offense Overview

Offense Total 16  
 Number Cleared 3  
 Percent Cleared 18.75 %

Group A Crimes per 100,000 population 843.0

## Arrest Overview

Total Arrests 2  
 Adult Arrests 1  
 Juvenile Arrests 1  
 Unknown Age 0

Arrests per 100,000 population 105.4

Average number offenses/incident 1.00

## Domestic Violence Victims

Offense	Total	Arrests
Murder	0	0
Aggravated Assault	0	0
Simple Assault	1	1
Intimidation	0	0
Stalking	0	0
Forcible Rape	0	0
Forcible Sodomy	0	0
Sexual Assault W/Object	0	0
Forcible Fondling	0	0
Incest	0	0
Statutory Rape	0	0
Kidnaping/Abduction	0	0
<b>Total</b>	<b>1</b>	<b>1</b>

## TIBRS Group B Arrests

Offense	Adult	Juvenile
Bad Checks	0	0
Curfew/Vagrancy	0	0
Disorderly Conduct	0	0
DUI	0	0
Drunkenness	0	0
Family-Non Violent	0	0
Liquor Law Violations	0	0
Peeping Tom	0	0
Runaway	0	0
Trespass	0	0
All Other Offenses	0	0
<b>Total Group B</b>	<b>0</b>	<b>0</b>

TIBRS Group A Offenses	Offenses		Arrests	
	Reported	Cleared	Adult	Juvenile
<b>Crimes Against Persons</b>				
Murder	0	0	0	0
Negligent Manslaughter	0	0	0	0
Kidnaping/Abduction	0	0	0	0
Forcible Rape	0	0	0	0
Forcible Sodomy	0	0	0	0
Sexual Assault W/Object	0	0	0	0
Forcible Fondling	0	0	0	0
Incest	0	0	0	0
Statutory Rape	0	0	0	0
Aggravated Assault	0	0	0	0
Simple Assault	1	1	1	0
Intimidation	1	0	0	0
Stalking	0	0	0	0
<b>Crimes Against Property</b>				
Arson	0	0	0	0
Bribery	0	0	0	0
Burglary	1	0	0	0
Counterfeiting/Forgery	0	0	0	0
Destruction/Damage/Vandalism	3	0	0	0
Embezzlement	0	0	0	0
Extortion/Blackmail	0	0	0	0
Fraud - False Pretenses	0	0	0	0
Fraud - Credit Card/ATM	0	0	0	0
Fraud - Impersonation	0	0	0	0
Fraud - Welfare	0	0	0	0
Fraud - Wire	0	0	0	0
Motor Vehicle Theft	0	0	0	0
Robbery	0	0	0	0
Stolen Property Offenses	0	0	0	0
Theft - Pocket-picking	0	0	0	0
Theft - Purse Snatching	1	0	0	0
Theft - Shoplifting	0	0	0	0
Theft From Building	2	0	0	0
Theft From Coin Machine	0	0	0	0
Theft From Motor Vehicle	4	0	0	0
Theft of Motor Vehicle Parts	0	0	0	0
Theft - All Other Larceny	2	1	0	1
<b>Crimes Against Society</b>				
Drug/Narcotic Violations	0	0	0	0
Drug/Narcotic Equipment Violations	0	0	0	0
Gambling - Betting/Wagering	0	0	0	0
Gambling - Operating/Promoting	0	0	0	0
Gambling - Equipment Violations	0	0	0	0
Gambling - Sports Tampering	0	0	0	0
Pornography/Obscene Material	0	0	0	0
Prostitution	0	0	0	0
Prostitution Assisting/Promoting	0	0	0	0
Weapon Law Violations	1	1	0	0
<b>Total Group A Offenses</b>	<b>16</b>	<b>3</b>	<b>1</b>	<b>1</b>



**2005 Population Estimate**                      **1,710**

**Offense Overview**

Offense Total                                      118  
 Number Cleared                                29  
 Percent Cleared                                24.58 %

Group A Crimes per 100,000 population                      6,900.6

**Arrest Overview**

Total Arrests                                      27  
 Adult Arrests                                      26  
 Juvenile Arrests                                  1  
 Unknown Age                                      0

Arrests per 100,000 population                      1,578.9

Average number offenses/incident                      1.11

**Domestic Violence Victims**

Offense	Total	Arrests
Murder	0	0
Aggravated Assault	2	2
Simple Assault	8	0
Intimidation	10	2
Stalking	0	0
Forcible Rape	0	0
Forcible Sodomy	0	0
Sexual Assault W/Object	0	0
Forcible Fondling	0	0
Incest	0	0
Statutory Rape	0	0
Kidnaping/Abduction	0	0
<b>Total</b>	<b>20</b>	<b>4</b>

**TIBRS Group B Arrests**

Offense	Adult	Juvenile
Bad Checks	0	0
Curfew/Vagrancy	0	0
Disorderly Conduct	1	0
DUI	5	0
Drunkenness	1	0
Family-Non Violent	0	0
Liquor Law Violations	0	0
Peeping Tom	0	0
Runaway	0	0
Trespass	0	0
All Other Offenses	0	0
<b>Total Group B</b>	<b>7</b>	<b>0</b>

TIBRS Group A Offenses	Offenses		Arrests	
	Reported	Cleared	Adult	Juvenile
<b>Crimes Against Persons</b>				
Murder	0	0	0	0
Negligent Manslaughter	0	0	0	0
Kidnaping/Abduction	0	0	0	0
Forcible Rape	0	0	0	0
Forcible Sodomy	0	0	0	0
Sexual Assault W/Object	0	0	0	0
Forcible Fondling	0	0	0	0
Incest	0	0	0	0
Statutory Rape	0	0	0	0
Aggravated Assault	7	4	3	0
Simple Assault	13	3	4	0
Intimidation	26	4	2	0
Stalking	0	0	0	0
<b>Crimes Against Property</b>				
Arson	1	0	0	0
Bribery	0	0	0	0
Burglary	9	3	3	0
Counterfeiting/Forgery	0	0	0	0
Destruction/Damage/Vandalism	18	2	1	0
Embezzlement	0	0	0	0
Extortion/Blackmail	0	0	0	0
Fraud - False Pretenses	0	0	0	0
Fraud - Credit Card/ATM	1	0	0	0
Fraud - Impersonation	1	0	0	0
Fraud - Welfare	0	0	0	0
Fraud - Wire	0	0	0	0
Motor Vehicle Theft	6	2	0	0
Robbery	0	0	0	0
Stolen Property Offenses	0	0	0	0
Theft - Pocket-picking	1	0	0	0
Theft - Purse Snatching	0	0	0	0
Theft - Shoplifting	6	3	2	0
Theft From Building	3	0	0	0
Theft From Coin Machine	0	0	0	0
Theft From Motor Vehicle	4	1	1	0
Theft of Motor Vehicle Parts	1	0	0	0
Theft - All Other Larceny	12	2	2	0
<b>Crimes Against Society</b>				
Drug/Narcotic Violations	5	2	1	1
Drug/Narcotic Equipment Violations	2	2	0	0
Gambling - Betting/Wagering	0	0	0	0
Gambling - Operating/Promoting	0	0	0	0
Gambling - Equipment Violations	0	0	0	0
Gambling - Sports Tampering	0	0	0	0
Pornography/Obscene Material	0	0	0	0
Prostitution	0	0	0	0
Prostitution Assisting/Promoting	0	0	0	0
Weapon Law Violations	2	1	0	0
<b>Total Group A Offenses</b>	<b>118</b>	<b>29</b>	<b>19</b>	<b>1</b>





# Loudon Police Department - 2006

**2005 Population Estimate** 4,745

## Offense Overview

Offense Total 360  
Number Cleared 126  
Percent Cleared 35.00 %

Group A Crimes per 100,000 population 7,586.9

## Arrest Overview

Total Arrests 376  
Adult Arrests 330  
Juvenile Arrests 46  
Unknown Age 0

Arrests per 100,000 population 7,924.1

Average number offenses/incident 1.01

## Domestic Violence Victims

Offense	Total	Arrests
Murder	0	0
Aggravated Assault	3	3
Simple Assault	26	26
Intimidation	1	0
Stalking	0	0
Forcible Rape	0	0
Forcible Sodomy	0	0
Sexual Assault W/Object	0	0
Forcible Fondling	0	0
Incest	0	0
Statutory Rape	0	0
Kidnaping/Abduction	0	0
<b>Total</b>	<b>30</b>	<b>29</b>

## TIBRS Group B Arrests

Offense	Adult	Juvenile
Bad Checks	0	0
Curfew/Vagrancy	0	7
Disorderly Conduct	6	4
DUI	113	3
Drunkenness	91	12
Family-Non Violent	0	0
Liquor Law Violations	3	0
Peeping Tom	0	0
Runaway	0	1
Trespass	7	2
All Other Offenses	2	6
<b>Total Group B</b>	<b>222</b>	<b>35</b>

TIBRS Group A Offenses	Offenses		Arrests	
	Reported	Cleared	Adult	Juvenile
<b>Crimes Against Persons</b>				
Murder	0	0	0	0
Negligent Manslaughter	0	0	0	0
Kidnaping/Abduction	0	0	0	0
Forcible Rape	0	0	0	0
Forcible Sodomy	0	0	0	0
Sexual Assault W/Object	0	0	0	0
Forcible Fondling	1	1	1	0
Incest	0	0	0	0
Statutory Rape	0	0	0	0
Aggravated Assault	9	6	5	1
Simple Assault	43	35	29	5
Intimidation	16	0	0	0
Stalking	0	0	0	0
<b>Crimes Against Property</b>				
Arson	0	0	0	0
Bribery	0	0	0	0
Burglary	25	5	4	0
Counterfeiting/Forgery	12	4	4	0
Destruction/Damage/Vandalism	44	3	2	1
Embezzlement	1	1	1	0
Extortion/Blackmail	0	0	0	0
Fraud - False Pretenses	1	0	0	0
Fraud - Credit Card/ATM	0	0	0	0
Fraud - Impersonation	1	1	1	0
Fraud - Welfare	0	0	0	0
Fraud - Wire	0	0	0	0
Motor Vehicle Theft	6	3	3	0
Robbery	0	0	0	0
Stolen Property Offenses	0	0	0	0
Theft - Pocket-picking	1	0	0	0
Theft - Purse Snatching	4	1	1	0
Theft - Shoplifting	12	8	6	2
Theft From Building	69	2	1	0
Theft From Coin Machine	1	0	0	0
Theft From Motor Vehicle	19	1	1	0
Theft of Motor Vehicle Parts	0	0	0	0
Theft - All Other Larceny	42	2	1	1
<b>Crimes Against Society</b>				
Drug/Narcotic Violations	47	47	42	0
Drug/Narcotic Equipment Violations	5	5	5	1
Gambling - Betting/Wagering	0	0	0	0
Gambling - Operating/Promoting	0	0	0	0
Gambling - Equipment Violations	0	0	0	0
Gambling - Sports Tampering	0	0	0	0
Pornography/Obscene Material	0	0	0	0
Prostitution	0	0	0	0
Prostitution Assisting/Promoting	0	0	0	0
Weapon Law Violations	1	1	1	0
<b>Total Group A Offenses</b>	<b>360</b>	<b>126</b>	<b>108</b>	<b>11</b>



# Lynnville Police Department - 2006

**2005 Population Estimate** 339

## Offense Overview

Offense Total 0  
 Number Cleared 0  
 Percent Cleared 0.00 %

Group A Crimes per 100,000 population 0.0

## Arrest Overview

Total Arrests 0  
 Adult Arrests 0  
 Juvenile Arrests 0  
 Unknown Age 0

Arrests per 100,000 population 0.0

Average number offenses/incident 0.00

## Domestic Violence Victims

Offense	Total	Arrests
Murder	0	0
Aggravated Assault	0	0
Simple Assault	0	0
Intimidation	0	0
Stalking	0	0
Forcible Rape	0	0
Forcible Sodomy	0	0
Sexual Assault W/Object	0	0
Forcible Fondling	0	0
Incest	0	0
Statutory Rape	0	0
Kidnaping/Abduction	0	0
<b>Total</b>	<b>0</b>	<b>0</b>

## TIBRS Group B Arrests

Offense	Adult	Juvenile
Bad Checks	0	0
Curfew/Vagrancy	0	0
Disorderly Conduct	0	0
DUI	0	0
Drunkenness	0	0
Family-Non Violent	0	0
Liquor Law Violations	0	0
Peeping Tom	0	0
Runaway	0	0
Trespass	0	0
All Other Offenses	0	0
<b>Total Group B</b>	<b>0</b>	<b>0</b>

TIBRS Group A Offenses	Offenses		Arrests	
	Reported	Cleared	Adult	Juvenile
<b>Crimes Against Persons</b>				
Murder	0	0	0	0
Negligent Manslaughter	0	0	0	0
Kidnaping/Abduction	0	0	0	0
Forcible Rape	0	0	0	0
Forcible Sodomy	0	0	0	0
Sexual Assault W/Object	0	0	0	0
Forcible Fondling	0	0	0	0
Incest	0	0	0	0
Statutory Rape	0	0	0	0
Aggravated Assault	0	0	0	0
Simple Assault	0	0	0	0
Intimidation	0	0	0	0
Stalking	0	0	0	0
<b>Crimes Against Property</b>				
Arson	0	0	0	0
Bribery	0	0	0	0
Burglary	0	0	0	0
Counterfeiting/Forgery	0	0	0	0
Destruction/Damage/Vandalism	0	0	0	0
Embezzlement	0	0	0	0
Extortion/Blackmail	0	0	0	0
Fraud - False Pretenses	0	0	0	0
Fraud - Credit Card/ATM	0	0	0	0
Fraud - Impersonation	0	0	0	0
Fraud - Welfare	0	0	0	0
Fraud - Wire	0	0	0	0
Motor Vehicle Theft	0	0	0	0
Robbery	0	0	0	0
Stolen Property Offenses	0	0	0	0
Theft - Pocket-picking	0	0	0	0
Theft - Purse Snatching	0	0	0	0
Theft - Shoplifting	0	0	0	0
Theft From Building	0	0	0	0
Theft From Coin Machine	0	0	0	0
Theft From Motor Vehicle	0	0	0	0
Theft of Motor Vehicle Parts	0	0	0	0
Theft - All Other Larceny	0	0	0	0
<b>Crimes Against Society</b>				
Drug/Narcotic Violations	0	0	0	0
Drug/Narcotic Equipment Violations	0	0	0	0
Gambling - Betting/Wagering	0	0	0	0
Gambling - Operating/Promoting	0	0	0	0
Gambling - Equipment Violations	0	0	0	0
Gambling - Sports Tampering	0	0	0	0
Pornography/Obscene Material	0	0	0	0
Prostitution	0	0	0	0
Prostitution Assisting/Promoting	0	0	0	0
Weapon Law Violations	0	0	0	0
<b>Total Group A Offenses</b>	<b>0</b>	<b>0</b>	<b>0</b>	<b>0</b>



# Madisonville Police Department - 2006

**2005 Population Estimate** 4,352

## Offense Overview

Offense Total 837  
 Number Cleared 116  
 Percent Cleared 13.86 %  
 Group A Crimes per 100,000 population 19,232.5

## Arrest Overview

Total Arrests 109  
 Adult Arrests 106  
 Juvenile Arrests 3  
 Unknown Age 0  
 Arrests per 100,000 population 2,504.6  
 Average number offenses/incident 1.07

## Domestic Violence Victims

Offense	Total	Arrests
Murder	0	0
Aggravated Assault	5	2
Simple Assault	25	8
Intimidation	31	1
Stalking	2	0
Forcible Rape	0	0
Forcible Sodomy	0	0
Sexual Assault W/Object	0	0
Forcible Fondling	0	0
Incest	0	0
Statutory Rape	0	0
Kidnaping/Abduction	0	0
<b>Total</b>	<b>63</b>	<b>11</b>

## TIBRS Group B Arrests

Offense	Adult	Juvenile
Bad Checks	0	0
Curfew/Vagrancy	0	0
Disorderly Conduct	0	0
DUI	12	0
Drunkenness	32	0
Family-Non Violent	0	0
Liquor Law Violations	6	0
Peeping Tom	0	0
Runaway	0	0
Trespass	1	0
All Other Offenses	16	1
<b>Total Group B</b>	<b>67</b>	<b>1</b>

TIBRS Group A Offenses	Offenses		Arrests	
	Reported	Cleared	Adult	Juvenile
<b>Crimes Against Persons</b>				
Murder	0	0	0	0
Negligent Manslaughter	0	0	0	0
Kidnaping/Abduction	3	0	0	0
Forcible Rape	0	0	0	0
Forcible Sodomy	0	0	0	0
Sexual Assault W/Object	0	0	0	0
Forcible Fondling	0	0	0	0
Incest	0	0	0	0
Statutory Rape	0	0	0	0
Aggravated Assault	17	6	2	0
Simple Assault	83	16	7	0
Intimidation	144	2	0	0
Stalking	7	0	0	0
<b>Crimes Against Property</b>				
Arson	1	0	0	0
Bribery	0	0	0	0
Burglary	44	2	0	0
Counterfeiting/Forgery	28	1	0	0
Destruction/Damage/Vandalism	102	5	2	0
Embezzlement	1	0	0	0
Extortion/Blackmail	0	0	0	0
Fraud - False Pretenses	13	2	1	0
Fraud - Credit Card/ATM	1	0	0	0
Fraud - Impersonation	2	1	1	0
Fraud - Welfare	0	0	0	0
Fraud - Wire	0	0	0	0
Motor Vehicle Theft	25	3	0	0
Robbery	1	0	0	0
Stolen Property Offenses	0	0	0	0
Theft - Pocket-picking	1	0	0	0
Theft - Purse Snatching	5	0	0	0
Theft - Shoplifting	33	13	6	2
Theft From Building	80	7	1	0
Theft From Coin Machine	5	0	0	0
Theft From Motor Vehicle	71	4	0	0
Theft of Motor Vehicle Parts	12	0	0	0
Theft - All Other Larceny	107	4	3	0
<b>Crimes Against Society</b>				
Drug/Narcotic Violations	32	32	11	0
Drug/Narcotic Equipment Violations	13	12	5	0
Gambling - Betting/Wagering	0	0	0	0
Gambling - Operating/Promoting	0	0	0	0
Gambling - Equipment Violations	0	0	0	0
Gambling - Sports Tampering	0	0	0	0
Pornography/Obscene Material	0	0	0	0
Prostitution	0	0	0	0
Prostitution Assisting/Promoting	0	0	0	0
Weapon Law Violations	6	6	0	0
<b>Total Group A Offenses</b>	<b>837</b>	<b>116</b>	<b>39</b>	<b>2</b>



# Manchester Police Department - 2006

**2005 Population Estimate**                      **9,497**

**Offense Overview**

Offense Total                                      1,471  
 Number Cleared                                466  
 Percent Cleared                                31.68 %

Group A Crimes per 100,000  
 population                                      15,489.1

**Arrest Overview**

Total Arrests                                    682  
 Adult Arrests                                    577  
 Juvenile Arrests                                105  
 Unknown Age                                    0

Arrests per 100,000 population            7,181.2

Average number offenses/incident        1.13

**Domestic Violence Victims**

Offense	Total	Arrests
Murder	0	0
Aggravated Assault	20	11
Simple Assault	106	50
Intimidation	30	1
Stalking	6	1
Forcible Rape	1	0
Forcible Sodomy	0	0
Sexual Assault W/Object	1	0
Forcible Fondling	0	0
Incest	0	0
Statutory Rape	0	0
Kidnaping/Abduction	1	0
<b>Total</b>	<b>165</b>	<b>63</b>

**TIBRS Group B Arrests**

Offense	Adult	Juvenile
Bad Checks	0	0
Curfew/Vagrancy	0	4
Disorderly Conduct	28	3
DUI	72	1
Drunkenness	146	0
Family-Non Violent	5	1
Liquor Law Violations	20	14
Peeping Tom	0	0
Runaway	0	12
Trespass	7	0
All Other Offenses	30	5
<b>Total Group B</b>	<b>308</b>	<b>40</b>

TIBRS Group A Offenses	Offenses		Arrests	
	Reported	Cleared	Adult	Juvenile
<b>Crimes Against Persons</b>				
Murder	0	0	0	0
Negligent Manslaughter	0	0	0	0
Kidnaping/Abduction	3	3	4	0
Forcible Rape	2	0	0	0
Forcible Sodomy	0	0	0	0
Sexual Assault W/Object	1	0	0	0
Forcible Fondling	2	0	0	0
Incest	0	0	0	0
Statutory Rape	1	0	0	0
Aggravated Assault	80	45	26	5
Simple Assault	243	124	70	10
Intimidation	161	42	16	2
Stalking	12	4	1	0
<b>Crimes Against Property</b>				
Arson	2	0	0	0
Bribery	0	0	0	0
Burglary	81	7	9	0
Counterfeiting/Forgery	16	3	5	0
Destruction/Damage/Vandalism	218	37	4	20
Embezzlement	1	0	0	0
Extortion/Blackmail	0	0	0	0
Fraud - False Pretenses	17	5	0	1
Fraud - Credit Card/ATM	10	3	4	0
Fraud - Impersonation	5	5	4	0
Fraud - Welfare	0	0	0	0
Fraud - Wire	1	0	0	0
Motor Vehicle Theft	35	8	5	3
Robbery	4	0	0	0
Stolen Property Offenses	0	0	0	0
Theft - Pocket-picking	2	0	0	0
Theft - Purse Snatching	0	0	0	0
Theft - Shoplifting	50	27	23	2
Theft From Building	93	17	6	7
Theft From Coin Machine	4	1	1	0
Theft From Motor Vehicle	119	8	4	0
Theft of Motor Vehicle Parts	32	5	6	0
Theft - All Other Larceny	166	20	6	3
<b>Crimes Against Society</b>				
Drug/Narcotic Violations	73	68	69	12
Drug/Narcotic Equipment Violations	34	31	5	0
Gambling - Betting/Wagering	0	0	0	0
Gambling - Operating/Promoting	0	0	0	0
Gambling - Equipment Violations	0	0	0	0
Gambling - Sports Tampering	0	0	0	0
Pornography/Obscene Material	0	0	0	0
Prostitution	0	0	0	0
Prostitution Assisting/Promoting	0	0	0	0
Weapon Law Violations	3	3	1	0
<b>Total Group A Offenses</b>	<b>1,471</b>	<b>466</b>	<b>269</b>	<b>65</b>



**2005 Population Estimate**                      **10,151**

**Offense Overview**

Offense Total                                      845  
 Number Cleared                                298  
 Percent Cleared                                35.27 %

Group A Crimes per 100,000  
 population                                      8,324.3

**Arrest Overview**

Total Arrests                                    592  
 Adult Arrests                                    515  
 Juvenile Arrests                                77  
 Unknown Age                                    0

Arrests per 100,000 population            5,831.9

Average number offenses/incident        1.07

**Domestic Violence Victims**

Offense	Total	Arrests
Murder	0	0
Aggravated Assault	8	7
Simple Assault	62	40
Intimidation	24	2
Stalking	1	0
Forcible Rape	2	1
Forcible Sodomy	0	0
Sexual Assault W/Object	1	0
Forcible Fondling	0	0
Incest	0	0
Statutory Rape	0	0
Kidnaping/Abduction	0	0
<b>Total</b>	<b>98</b>	<b>50</b>

**TIBRS Group B Arrests**

Offense	Adult	Juvenile
Bad Checks	2	0
Curfew/Vagrancy	0	0
Disorderly Conduct	11	9
DUI	47	0
Drunkenness	50	0
Family-Non Violent	2	0
Liquor Law Violations	136	16
Peeping Tom	0	0
Runaway	0	11
Trespass	5	0
All Other Offenses	20	2
<b>Total Group B</b>	<b>273</b>	<b>38</b>

TIBRS Group A Offenses	Offenses		Arrests	
	Reported	Cleared	Adult	Juvenile
<b>Crimes Against Persons</b>				
Murder	0	0	0	0
Negligent Manslaughter	0	0	0	0
Kidnaping/Abduction	0	0	0	0
Forcible Rape	4	1	1	0
Forcible Sodomy	0	0	0	0
Sexual Assault W/Object	4	2	1	1
Forcible Fondling	8	4	1	3
Incest	0	0	0	0
Statutory Rape	1	1	2	0
Aggravated Assault	32	22	19	1
Simple Assault	118	49	42	8
Intimidation	101	12	6	3
Stalking	5	0	0	0
<b>Crimes Against Property</b>				
Arson	0	0	0	0
Bribery	0	0	0	0
Burglary	58	11	12	1
Counterfeiting/Forgery	69	46	37	1
Destruction/Damage/Vandalism	98	19	12	8
Embezzlement	3	3	4	0
Extortion/Blackmail	0	0	0	0
Fraud - False Pretenses	9	2	2	0
Fraud - Credit Card/ATM	13	5	5	2
Fraud - Impersonation	12	7	5	0
Fraud - Welfare	0	0	0	0
Fraud - Wire	0	0	0	0
Motor Vehicle Theft	2	0	1	0
Robbery	3	3	2	1
Stolen Property Offenses	0	0	0	0
Theft - Pocket-picking	0	0	0	0
Theft - Purse Snatching	0	0	0	0
Theft - Shoplifting	30	26	30	2
Theft From Building	43	13	14	1
Theft From Coin Machine	0	0	0	0
Theft From Motor Vehicle	38	3	3	1
Theft of Motor Vehicle Parts	3	0	0	0
Theft - All Other Larceny	137	17	12	1
<b>Crimes Against Society</b>				
Drug/Narcotic Violations	32	32	27	4
Drug/Narcotic Equipment Violations	16	16	3	0
Gambling - Betting/Wagering	0	0	0	0
Gambling - Operating/Promoting	0	0	0	0
Gambling - Equipment Violations	0	0	0	0
Gambling - Sports Tampering	0	0	0	0
Pornography/Obscene Material	0	0	0	0
Prostitution	0	0	0	0
Prostitution Assisting/Promoting	0	0	0	0
Weapon Law Violations	6	4	1	1
<b>Total Group A Offenses</b>	<b>845</b>	<b>298</b>	<b>242</b>	<b>39</b>



# Maryville Police Department - 2006

**2005 Population Estimate** 25,851

## Offense Overview

Offense Total 1,510  
Number Cleared 703  
Percent Cleared 46.56 %

Group A Crimes per 100,000 population 5,841.2

## Arrest Overview

Total Arrests 1,126  
Adult Arrests 925  
Juvenile Arrests 201  
Unknown Age 0

Arrests per 100,000 population 4,355.7

Average number offenses/incident 1.08

## Domestic Violence Victims

Offense	Total	Arrests
Murder	0	0
Aggravated Assault	19	14
Simple Assault	104	33
Intimidation	1	1
Stalking	0	0
Forcible Rape	1	0
Forcible Sodomy	0	0
Sexual Assault W/Object	0	0
Forcible Fondling	1	0
Incest	0	0
Statutory Rape	1	0
Kidnaping/Abduction	0	0
<b>Total</b>	<b>127</b>	<b>48</b>

## TIBRS Group B Arrests

Offense	Adult	Juvenile
Bad Checks	0	0
Curfew/Vagrancy	0	0
Disorderly Conduct	17	5
DUI	148	1
Drunkenness	191	2
Family-Non Violent	0	0
Liquor Law Violations	46	12
Peeping Tom	1	0
Runaway	0	78
Trespass	15	2
All Other Offenses	24	13
<b>Total Group B</b>	<b>442</b>	<b>113</b>

TIBRS Group A Offenses	Offenses		Arrests	
	Reported	Cleared	Adult	Juvenile
<b>Crimes Against Persons</b>				
Murder	1	1	1	0
Negligent Manslaughter	0	0	0	0
Kidnaping/Abduction	1	0	0	0
Forcible Rape	8	6	1	0
Forcible Sodomy	3	3	0	2
Sexual Assault W/Object	0	0	0	0
Forcible Fondling	8	7	4	0
Incest	0	0	0	0
Statutory Rape	3	3	0	0
Aggravated Assault	39	29	20	2
Simple Assault	205	125	39	14
Intimidation	19	9	2	1
Stalking	3	1	0	0
<b>Crimes Against Property</b>				
Arson	3	2	1	0
Bribery	0	0	0	0
Burglary	136	34	28	0
Counterfeiting/Forgery	43	25	23	1
Destruction/Damage/Vandalism	214	46	38	10
Embezzlement	36	25	18	2
Extortion/Blackmail	0	0	0	0
Fraud - False Pretenses	58	30	21	0
Fraud - Credit Card/ATM	46	28	12	0
Fraud - Impersonation	16	11	9	1
Fraud - Welfare	0	0	0	0
Fraud - Wire	1	0	0	0
Motor Vehicle Theft	49	23	14	3
Robbery	18	12	19	1
Stolen Property Offenses	0	0	0	0
Theft - Pocket-picking	0	0	0	0
Theft - Purse Snatching	0	0	0	0
Theft - Shoplifting	151	133	115	27
Theft From Building	106	17	13	2
Theft From Coin Machine	11	5	3	0
Theft From Motor Vehicle	114	13	17	5
Theft of Motor Vehicle Parts	40	4	3	0
Theft - All Other Larceny	77	12	10	0
<b>Crimes Against Society</b>				
Drug/Narcotic Violations	64	62	54	12
Drug/Narcotic Equipment Violations	25	25	10	3
Gambling - Betting/Wagering	0	0	0	0
Gambling - Operating/Promoting	0	0	0	0
Gambling - Equipment Violations	0	0	0	0
Gambling - Sports Tampering	0	0	0	0
Pornography/Obscene Material	0	0	0	0
Prostitution	0	0	0	0
Prostitution Assisting/Promoting	0	0	0	0
Weapon Law Violations	12	12	8	2
<b>Total Group A Offenses</b>	<b>1,510</b>	<b>703</b>	<b>483</b>	<b>88</b>



# Mason Police Department - 2006

**2005 Population Estimate** 1,145

## Offense Overview

Offense Total 138  
 Number Cleared 79  
 Percent Cleared 57.25 %

Group A Crimes per 100,000 population 12,052.4

## Arrest Overview

Total Arrests 59  
 Adult Arrests 56  
 Juvenile Arrests 3  
 Unknown Age 0

Arrests per 100,000 population 5,152.8

Average number offenses/incident 1.20

## Domestic Violence Victims

Offense	Total	Arrests
Murder	0	0
Aggravated Assault	0	0
Simple Assault	11	5
Intimidation	1	1
Stalking	0	0
Forcible Rape	0	0
Forcible Sodomy	0	0
Sexual Assault W/Object	0	0
Forcible Fondling	0	0
Incest	0	0
Statutory Rape	0	0
Kidnaping/Abduction	0	0
<b>Total</b>	<b>12</b>	<b>6</b>

## TIBRS Group B Arrests

Offense	Adult	Juvenile
Bad Checks	1	0
Curfew/Vagrancy	0	0
Disorderly Conduct	0	0
DUI	6	0
Drunkenness	3	0
Family-Non Violent	0	0
Liquor Law Violations	1	0
Peeping Tom	0	0
Runaway	0	0
Trespass	0	0
All Other Offenses	9	0
<b>Total Group B</b>	<b>20</b>	<b>0</b>

TIBRS Group A Offenses	Offenses		Arrests	
	Reported	Cleared	Adult	Juvenile
<b>Crimes Against Persons</b>				
Murder	1	1	1	0
Negligent Manslaughter	0	0	0	0
Kidnaping/Abduction	0	0	0	0
Forcible Rape	1	0	0	0
Forcible Sodomy	0	0	0	0
Sexual Assault W/Object	0	0	0	0
Forcible Fondling	0	0	0	0
Incest	0	0	0	0
Statutory Rape	0	0	0	0
Aggravated Assault	10	6	2	0
Simple Assault	15	14	5	0
Intimidation	4	4	1	0
Stalking	0	0	0	0
<b>Crimes Against Property</b>				
Arson	0	0	0	0
Bribery	0	0	0	0
Burglary	7	2	0	3
Counterfeiting/Forgery	11	5	4	0
Destruction/Damage/Vandalism	21	11	1	0
Embezzlement	0	0	0	0
Extortion/Blackmail	0	0	0	0
Fraud - False Pretenses	1	0	0	0
Fraud - Credit Card/ATM	0	0	0	0
Fraud - Impersonation	1	0	0	0
Fraud - Welfare	1	0	0	0
Fraud - Wire	0	0	0	0
Motor Vehicle Theft	2	1	0	0
Robbery	0	0	0	0
Stolen Property Offenses	0	0	0	0
Theft - Pocket-picking	0	0	0	0
Theft - Purse Snatching	0	0	0	0
Theft - Shoplifting	0	0	0	0
Theft From Building	3	1	0	0
Theft From Coin Machine	0	0	0	0
Theft From Motor Vehicle	1	0	0	0
Theft of Motor Vehicle Parts	0	0	0	0
Theft - All Other Larceny	21	10	5	0
<b>Crimes Against Society</b>				
Drug/Narcotic Violations	29	15	13	0
Drug/Narcotic Equipment Violations	8	8	3	0
Gambling - Betting/Wagering	0	0	0	0
Gambling - Operating/Promoting	0	0	0	0
Gambling - Equipment Violations	0	0	0	0
Gambling - Sports Tampering	0	0	0	0
Pornography/Obscene Material	0	0	0	0
Prostitution	0	0	0	0
Prostitution Assisting/Promoting	0	0	0	0
Weapon Law Violations	1	1	1	0
<b>Total Group A Offenses</b>	<b>138</b>	<b>79</b>	<b>36</b>	<b>3</b>



# Maury City Police Department - 2006

**2005 Population Estimate** 717

**Offense Overview**

Offense Total 20  
 Number Cleared 9  
 Percent Cleared 45.00 %

Group A Crimes per 100,000 population 2,789.4

**Arrest Overview**

Total Arrests 20  
 Adult Arrests 19  
 Juvenile Arrests 1  
 Unknown Age 0

Arrests per 100,000 population 2,789.4

Average number offenses/incident 1.05

**Domestic Violence Victims**

Offense	Total	Arrests
Murder	0	0
Aggravated Assault	1	1
Simple Assault	0	0
Intimidation	0	0
Stalking	0	0
Forcible Rape	0	0
Forcible Sodomy	0	0
Sexual Assault W/Object	0	0
Forcible Fondling	0	0
Incest	0	0
Statutory Rape	0	0
Kidnaping/Abduction	0	0
<b>Total</b>	<b>1</b>	<b>1</b>

**TIBRS Group B Arrests**

Offense	Adult	Juvenile
Bad Checks	0	0
Curfew/Vagrancy	0	0
Disorderly Conduct	0	0
DUI	0	0
Drunkenness	0	0
Family-Non Violent	1	0
Liquor Law Violations	0	0
Peeping Tom	0	0
Runaway	0	0
Trespass	0	1
All Other Offenses	9	0
<b>Total Group B</b>	<b>10</b>	<b>1</b>

TIBRS Group A Offenses	Offenses		Arrests	
	Reported	Cleared	Adult	Juvenile
<b>Crimes Against Persons</b>				
Murder	0	0	0	0
Negligent Manslaughter	0	0	0	0
Kidnaping/Abduction	0	0	0	0
Forcible Rape	1	0	0	0
Forcible Sodomy	0	0	0	0
Sexual Assault W/Object	0	0	0	0
Forcible Fondling	0	0	0	0
Incest	0	0	0	0
Statutory Rape	0	0	0	0
Aggravated Assault	1	1	1	0
Simple Assault	3	2	2	0
Intimidation	0	0	0	0
Stalking	0	0	0	0
<b>Crimes Against Property</b>				
Arson	0	0	0	0
Bribery	0	0	0	0
Burglary	5	1	1	0
Counterfeiting/Forgery	3	2	2	0
Destruction/Damage/Vandalism	2	0	0	0
Embezzlement	0	0	0	0
Extortion/Blackmail	0	0	0	0
Fraud - False Pretenses	0	0	0	0
Fraud - Credit Card/ATM	0	0	0	0
Fraud - Impersonation	0	0	0	0
Fraud - Welfare	0	0	0	0
Fraud - Wire	0	0	0	0
Motor Vehicle Theft	1	1	1	0
Robbery	0	0	0	0
Stolen Property Offenses	0	0	0	0
Theft - Pocket-picking	0	0	0	0
Theft - Purse Snatching	0	0	0	0
Theft - Shoplifting	0	0	0	0
Theft From Building	0	0	0	0
Theft From Coin Machine	0	0	0	0
Theft From Motor Vehicle	0	0	0	0
Theft of Motor Vehicle Parts	2	0	0	0
Theft - All Other Larceny	1	1	1	0
<b>Crimes Against Society</b>				
Drug/Narcotic Violations	0	0	0	0
Drug/Narcotic Equipment Violations	1	1	1	0
Gambling - Betting/Wagering	0	0	0	0
Gambling - Operating/Promoting	0	0	0	0
Gambling - Equipment Violations	0	0	0	0
Gambling - Sports Tampering	0	0	0	0
Pornography/Obscene Material	0	0	0	0
Prostitution	0	0	0	0
Prostitution Assisting/Promoting	0	0	0	0
Weapon Law Violations	0	0	0	0
<b>Total Group A Offenses</b>	<b>20</b>	<b>9</b>	<b>9</b>	<b>0</b>





# Maynardville Police Department - 2006

**2005 Population Estimate** 1,915

## Offense Overview

Offense Total 88  
 Number Cleared 16  
 Percent Cleared 18.18 %

Group A Crimes per 100,000 population 4,595.3

## Arrest Overview

Total Arrests 44  
 Adult Arrests 44  
 Juvenile Arrests 0  
 Unknown Age 0

Arrests per 100,000 population 2,297.7

Average number offenses/incident 1.02

## Domestic Violence Victims

Offense	Total	Arrests
Murder	0	0
Aggravated Assault	1	1
Simple Assault	6	5
Intimidation	0	0
Stalking	0	0
Forcible Rape	0	0
Forcible Sodomy	0	0
Sexual Assault W/Object	0	0
Forcible Fondling	0	0
Incest	0	0
Statutory Rape	0	0
Kidnaping/Abduction	0	0
<b>Total</b>	<b>7</b>	<b>6</b>

## TIBRS Group B Arrests

Offense	Adult	Juvenile
Bad Checks	0	0
Curfew/Vagrancy	0	0
Disorderly Conduct	0	0
DUI	21	0
Drunkenness	7	0
Family-Non Violent	0	0
Liquor Law Violations	0	0
Peeping Tom	0	0
Runaway	0	0
Trespass	0	0
All Other Offenses	1	0
<b>Total Group B</b>	<b>29</b>	<b>0</b>

TIBRS Group A Offenses	Offenses		Arrests	
	Reported	Cleared	Adult	Juvenile
<b>Crimes Against Persons</b>				
Murder	0	0	0	0
Negligent Manslaughter	0	0	0	0
Kidnaping/Abduction	0	0	0	0
Forcible Rape	0	0	0	0
Forcible Sodomy	0	0	0	0
Sexual Assault W/Object	0	0	0	0
Forcible Fondling	0	0	0	0
Incest	0	0	0	0
Statutory Rape	0	0	0	0
Aggravated Assault	1	1	1	0
Simple Assault	11	9	8	0
Intimidation	0	0	0	0
Stalking	0	0	0	0
<b>Crimes Against Property</b>				
Arson	0	0	0	0
Bribery	1	0	0	0
Burglary	20	1	1	0
Counterfeiting/Forgery	0	0	0	0
Destruction/Damage/Vandalism	14	0	0	0
Embezzlement	0	0	0	0
Extortion/Blackmail	0	0	0	0
Fraud - False Pretenses	1	0	0	0
Fraud - Credit Card/ATM	0	0	0	0
Fraud - Impersonation	0	0	0	0
Fraud - Welfare	0	0	0	0
Fraud - Wire	0	0	0	0
Motor Vehicle Theft	3	0	0	0
Robbery	0	0	0	0
Stolen Property Offenses	0	0	0	0
Theft - Pocket-picking	0	0	0	0
Theft - Purse Snatching	1	1	1	0
Theft - Shoplifting	4	4	4	0
Theft From Building	8	0	0	0
Theft From Coin Machine	0	0	0	0
Theft From Motor Vehicle	11	0	0	0
Theft of Motor Vehicle Parts	2	0	0	0
Theft - All Other Larceny	11	0	0	0
<b>Crimes Against Society</b>				
Drug/Narcotic Violations	0	0	0	0
Drug/Narcotic Equipment Violations	0	0	0	0
Gambling - Betting/Wagering	0	0	0	0
Gambling - Operating/Promoting	0	0	0	0
Gambling - Equipment Violations	0	0	0	0
Gambling - Sports Tampering	0	0	0	0
Pornography/Obscene Material	0	0	0	0
Prostitution	0	0	0	0
Prostitution Assisting/Promoting	0	0	0	0
Weapon Law Violations	0	0	0	0
<b>Total Group A Offenses</b>	<b>88</b>	<b>16</b>	<b>15</b>	<b>0</b>



2005 Population Estimate 1,668

**Offense Overview**

Offense Total 50  
 Number Cleared 41  
 Percent Cleared 82.00 %

Group A Crimes per 100,000 population 2,997.6

**Arrest Overview**

Total Arrests 69  
 Adult Arrests 60  
 Juvenile Arrests 9  
 Unknown Age 0

Arrests per 100,000 population 4,136.7

Average number offenses/incident 1.16

**Domestic Violence Victims**

Offense	Total	Arrests
Murder	0	0
Aggravated Assault	1	1
Simple Assault	11	10
Intimidation	1	1
Stalking	0	0
Forcible Rape	0	0
Forcible Sodomy	0	0
Sexual Assault W/Object	0	0
Forcible Fondling	0	0
Incest	0	0
Statutory Rape	0	0
Kidnaping/Abduction	0	0
<b>Total</b>	<b>13</b>	<b>12</b>

**TIBRS Group B Arrests**

Offense	Adult	Juvenile
Bad Checks	0	0
Curfew/Vagrancy	0	0
Disorderly Conduct	1	0
DUI	10	0
Drunkenness	0	0
Family-Non Violent	0	0
Liquor Law Violations	3	3
Peeping Tom	0	0
Runaway	0	0
Trespass	0	0
All Other Offenses	8	0
<b>Total Group B</b>	<b>22</b>	<b>3</b>

TIBRS Group A Offenses	Offenses		Arrests	
	Reported	Cleared	Adult	Juvenile
<b>Crimes Against Persons</b>				
Murder	0	0	0	0
Negligent Manslaughter	0	0	0	0
Kidnaping/Abduction	0	0	0	0
Forcible Rape	0	0	0	0
Forcible Sodomy	0	0	0	0
Sexual Assault W/Object	0	0	0	0
Forcible Fondling	0	0	0	0
Incest	0	0	0	0
Statutory Rape	0	0	0	0
Aggravated Assault	1	1	1	0
Simple Assault	14	13	14	0
Intimidation	1	1	1	0
Stalking	0	0	0	0
<b>Crimes Against Property</b>				
Arson	0	0	0	0
Bribery	0	0	0	0
Burglary	1	0	0	0
Counterfeiting/Forgery	6	4	5	0
Destruction/Damage/Vandalism	1	0	0	0
Embezzlement	0	0	0	0
Extortion/Blackmail	0	0	0	0
Fraud - False Pretenses	0	0	0	0
Fraud - Credit Card/ATM	0	0	0	0
Fraud - Impersonation	0	0	0	0
Fraud - Welfare	0	0	0	0
Fraud - Wire	0	0	0	0
Motor Vehicle Theft	1	1	2	0
Robbery	0	0	0	0
Stolen Property Offenses	0	0	0	0
Theft - Pocket-picking	0	0	0	0
Theft - Purse Snatching	0	0	0	0
Theft - Shoplifting	0	0	0	0
Theft From Building	6	4	4	4
Theft From Coin Machine	0	0	0	0
Theft From Motor Vehicle	1	0	0	0
Theft of Motor Vehicle Parts	0	0	0	0
Theft - All Other Larceny	3	2	2	0
<b>Crimes Against Society</b>				
Drug/Narcotic Violations	8	8	7	2
Drug/Narcotic Equipment Violations	4	4	0	0
Gambling - Betting/Wagering	0	0	0	0
Gambling - Operating/Promoting	0	0	0	0
Gambling - Equipment Violations	0	0	0	0
Gambling - Sports Tampering	0	0	0	0
Pornography/Obscene Material	0	0	0	0
Prostitution	0	0	0	0
Prostitution Assisting/Promoting	0	0	0	0
Weapon Law Violations	3	3	2	0
<b>Total Group A Offenses</b>	<b>50</b>	<b>41</b>	<b>38</b>	<b>6</b>



**2005 Population Estimate**                      **5,434**

**Offense Overview**

Offense Total                                      536  
 Number Cleared                                304  
 Percent Cleared                                56.72 %

Group A Crimes per 100,000  
 population                                      9,863.8

**Arrest Overview**

Total Arrests                                      403  
 Adult Arrests                                    354  
 Juvenile Arrests                                49  
 Unknown Age                                    0

Arrests per 100,000 population            7,416.3

Average number offenses/incident        1.15

**Domestic Violence Victims**

Offense	Total	Arrests
Murder	0	0
Aggravated Assault	7	3
Simple Assault	24	17
Intimidation	6	4
Stalking	2	1
Forcible Rape	0	0
Forcible Sodomy	0	0
Sexual Assault W/Object	1	2
Forcible Fondling	0	0
Incest	0	0
Statutory Rape	0	0
Kidnaping/Abduction	0	0
<b>Total</b>	<b>40</b>	<b>27</b>

**TIBRS Group B Arrests**

Offense	Adult	Juvenile
Bad Checks	2	0
Curfew/Vagrancy	0	0
Disorderly Conduct	8	0
DUI	23	0
Drunkenness	25	0
Family-Non Violent	0	0
Liquor Law Violations	8	1
Peeping Tom	0	0
Runaway	0	5
Trespass	9	0
All Other Offenses	27	1
<b>Total Group B</b>	<b>102</b>	<b>7</b>

TIBRS Group A Offenses	Offenses		Arrests	
	Reported	Cleared	Adult	Juvenile
<b>Crimes Against Persons</b>				
Murder	0	0	0	0
Negligent Manslaughter	1	1	1	0
Kidnaping/Abduction	0	0	0	0
Forcible Rape	0	0	0	0
Forcible Sodomy	0	0	0	0
Sexual Assault W/Object	1	1	2	0
Forcible Fondling	3	0	0	0
Incest	0	0	0	0
Statutory Rape	3	3	3	0
Aggravated Assault	14	12	10	0
Simple Assault	47	40	34	6
Intimidation	12	6	3	1
Stalking	9	1	1	0
<b>Crimes Against Property</b>				
Arson	0	0	0	0
Bribery	0	0	0	0
Burglary	52	20	14	9
Counterfeiting/Forgery	29	22	23	0
Destruction/Damage/Vandalism	53	11	8	2
Embezzlement	2	2	2	0
Extortion/Blackmail	0	0	0	0
Fraud - False Pretenses	23	18	2	0
Fraud - Credit Card/ATM	23	21	19	0
Fraud - Impersonation	1	1	1	0
Fraud - Welfare	0	0	0	0
Fraud - Wire	0	0	0	0
Motor Vehicle Theft	5	3	3	3
Robbery	4	2	2	0
Stolen Property Offenses	1	1	0	0
Theft - Pocket-picking	1	0	0	0
Theft - Purse Snatching	0	0	0	0
Theft - Shoplifting	23	20	21	1
Theft From Building	44	12	12	0
Theft From Coin Machine	9	4	7	0
Theft From Motor Vehicle	43	21	11	14
Theft of Motor Vehicle Parts	9	2	2	1
Theft - All Other Larceny	53	10	14	4
<b>Crimes Against Society</b>				
Drug/Narcotic Violations	50	49	50	1
Drug/Narcotic Equipment Violations	16	16	3	0
Gambling - Betting/Wagering	0	0	0	0
Gambling - Operating/Promoting	0	0	0	0
Gambling - Equipment Violations	0	0	0	0
Gambling - Sports Tampering	0	0	0	0
Pornography/Obscene Material	0	0	0	0
Prostitution	0	0	0	0
Prostitution Assisting/Promoting	0	0	0	0
Weapon Law Violations	5	5	4	0
<b>Total Group A Offenses</b>	<b>536</b>	<b>304</b>	<b>252</b>	<b>42</b>



# McMinnville Police Department - 2006

**2005 Population Estimate** 13,242

## Offense Overview

Offense Total 1,482  
Number Cleared 631  
Percent Cleared 42.58 %

Group A Crimes per 100,000 population 11,191.7

## Arrest Overview

Total Arrests 921  
Adult Arrests 758  
Juvenile Arrests 163  
Unknown Age 0

Arrests per 100,000 population 6,955.1

Average number offenses/incident 1.09

## Domestic Violence Victims

Offense	Total	Arrests
Murder	1	0
Aggravated Assault	29	19
Simple Assault	195	101
Intimidation	13	3
Stalking	3	1
Forcible Rape	5	0
Forcible Sodomy	0	0
Sexual Assault W/Object	0	0
Forcible Fondling	2	1
Incest	0	0
Statutory Rape	0	0
Kidnaping/Abduction	1	1
<b>Total</b>	<b>249</b>	<b>126</b>

## TIBRS Group B Arrests

Offense	Adult	Juvenile
Bad Checks	8	0
Curfew/Vagrancy	0	49
Disorderly Conduct	18	13
DUI	138	2
Drunkenness	100	4
Family-Non Violent	4	0
Liquor Law Violations	44	22
Peeping Tom	0	0
Runaway	0	17
Trespass	7	0
All Other Offenses	32	8
<b>Total Group B</b>	<b>351</b>	<b>115</b>

TIBRS Group A Offenses	Offenses		Arrests	
	Reported	Cleared	Adult	Juvenile
<b>Crimes Against Persons</b>				
Murder	1	1	0	0
Negligent Manslaughter	0	0	0	0
Kidnaping/Abduction	5	4	4	0
Forcible Rape	9	2	1	0
Forcible Sodomy	0	0	0	0
Sexual Assault W/Object	0	0	0	0
Forcible Fondling	13	7	2	2
Incest	0	0	0	0
Statutory Rape	2	1	1	0
Aggravated Assault	65	52	31	3
Simple Assault	270	205	124	14
Intimidation	53	29	12	0
Stalking	6	4	3	0
<b>Crimes Against Property</b>				
Arson	3	0	0	0
Bribery	0	0	0	0
Burglary	137	21	19	3
Counterfeiting/Forgery	55	24	26	0
Destruction/Damage/Vandalism	226	35	16	3
Embezzlement	5	5	4	0
Extortion/Blackmail	0	0	0	0
Fraud - False Pretenses	39	16	10	0
Fraud - Credit Card/ATM	7	1	1	0
Fraud - Impersonation	11	9	8	0
Fraud - Welfare	0	0	0	0
Fraud - Wire	0	0	0	0
Motor Vehicle Theft	38	11	3	0
Robbery	3	1	2	0
Stolen Property Offenses	6	0	0	0
Theft - Pocket-picking	3	0	0	0
Theft - Purse Snatching	2	1	1	0
Theft - Shoplifting	37	27	25	4
Theft From Building	101	28	15	3
Theft From Coin Machine	0	0	0	0
Theft From Motor Vehicle	58	8	7	0
Theft of Motor Vehicle Parts	78	8	4	9
Theft - All Other Larceny	129	16	12	4
<b>Crimes Against Society</b>				
Drug/Narcotic Violations	72	71	63	2
Drug/Narcotic Equipment Violations	30	28	2	1
Gambling - Betting/Wagering	0	0	0	0
Gambling - Operating/Promoting	0	0	0	0
Gambling - Equipment Violations	0	0	0	0
Gambling - Sports Tampering	0	0	0	0
Pornography/Obscene Material	0	0	0	0
Prostitution	0	0	0	0
Prostitution Assisting/Promoting	0	0	0	0
Weapon Law Violations	18	16	11	0
<b>Total Group A Offenses</b>	<b>1,482</b>	<b>631</b>	<b>407</b>	<b>48</b>



**2005 Population Estimate**                      **1,290**

**Offense Overview**

Offense Total                                      113  
 Number Cleared                                39  
 Percent Cleared                                34.51 %

Group A Crimes per 100,000  
 population                                      8,759.7

**Arrest Overview**

Total Arrests                                    53  
 Adult Arrests                                    48  
 Juvenile Arrests                                5  
 Unknown Age                                    0

Arrests per 100,000 population            4,108.5

Average number offenses/incident        1.23

**Domestic Violence Victims**

Offense	Total	Arrests
Murder	0	0
Aggravated Assault	3	1
Simple Assault	9	2
Intimidation	2	0
Stalking	0	0
Forcible Rape	0	0
Forcible Sodomy	0	0
Sexual Assault W/Object	0	0
Forcible Fondling	0	0
Incest	0	0
Statutory Rape	0	0
Kidnaping/Abduction	0	0
<b>Total</b>	<b>14</b>	<b>3</b>

**TIBRS Group B Arrests**

Offense	Adult	Juvenile
Bad Checks	0	0
Curfew/Vagrancy	0	0
Disorderly Conduct	1	0
DUI	13	1
Drunkenness	3	0
Family-Non Violent	0	0
Liquor Law Violations	1	0
Peeping Tom	0	0
Runaway	0	0
Trespass	0	2
All Other Offenses	2	2
<b>Total Group B</b>	<b>20</b>	<b>5</b>

TIBRS Group A Offenses	Offenses		Arrests	
	Reported	Cleared	Adult	Juvenile
<b>Crimes Against Persons</b>				
Murder	0	0	0	0
Negligent Manslaughter	0	0	0	0
Kidnaping/Abduction	0	0	0	0
Forcible Rape	0	0	0	0
Forcible Sodomy	0	0	0	0
Sexual Assault W/Object	0	0	0	0
Forcible Fondling	1	1	0	0
Incest	0	0	0	0
Statutory Rape	0	0	1	0
Aggravated Assault	8	3	2	0
Simple Assault	17	3	4	0
Intimidation	7	1	0	0
Stalking	0	0	0	0
<b>Crimes Against Property</b>				
Arson	0	0	0	0
Bribery	0	0	0	0
Burglary	11	0	0	0
Counterfeiting/Forgery	5	1	1	0
Destruction/Damage/Vandalism	16	1	1	0
Embezzlement	0	0	0	0
Extortion/Blackmail	0	0	0	0
Fraud - False Pretenses	0	0	0	0
Fraud - Credit Card/ATM	0	0	0	0
Fraud - Impersonation	2	2	1	0
Fraud - Welfare	0	0	0	0
Fraud - Wire	0	0	0	0
Motor Vehicle Theft	2	0	0	0
Robbery	0	0	0	0
Stolen Property Offenses	0	0	0	0
Theft - Pocket-picking	0	0	0	0
Theft - Purse Snatching	0	0	0	0
Theft - Shoplifting	0	0	0	0
Theft From Building	3	0	0	0
Theft From Coin Machine	0	0	0	0
Theft From Motor Vehicle	2	0	0	0
Theft of Motor Vehicle Parts	2	0	0	0
Theft - All Other Larceny	10	1	1	0
<b>Crimes Against Society</b>				
Drug/Narcotic Violations	17	16	16	0
Drug/Narcotic Equipment Violations	8	8	1	0
Gambling - Betting/Wagering	0	0	0	0
Gambling - Operating/Promoting	0	0	0	0
Gambling - Equipment Violations	0	0	0	0
Gambling - Sports Tampering	0	0	0	0
Pornography/Obscene Material	0	0	0	0
Prostitution	0	0	0	0
Prostitution Assisting/Promoting	0	0	0	0
Weapon Law Violations	2	2	0	0
<b>Total Group A Offenses</b>	<b>113</b>	<b>39</b>	<b>28</b>	<b>0</b>



# Memphis Police Department - 2006

**2005 Population Estimate** 672,277

## Offense Overview

Offense Total 130,918  
 Number Cleared 25,571  
 Percent Cleared 19.53 %  
 Group A Crimes per 100,000 population 19,473.8

## Arrest Overview

Total Arrests 35,263  
 Adult Arrests 26,738  
 Juvenile Arrests 8,525  
 Unknown Age 1  
 Arrests per 100,000 population 5,245.3  
 Average number offenses/incident 1.10

## Domestic Violence Victims

Offense	Total	Arrests
Murder	24	19
Aggravated Assault	2,198	480
Simple Assault	13,102	2,909
Intimidation	2,495	32
Stalking	254	11
Forcible Rape	112	18
Forcible Sodomy	13	0
Sexual Assault W/Object	7	1
Forcible Fondling	61	5
Incest	2	0
Statutory Rape	30	2
Kidnaping/Abduction	249	15
<b>Total</b>	<b>18,547</b>	<b>3,492</b>

## TIBRS Group B Arrests

Offense	Adult	Juvenile
Bad Checks	0	0
Curfew/Vagrancy	0	352
Disorderly Conduct	2,628	2,084
DUI	923	8
Drunkenness	1,160	119
Family-Non Violent	1	0
Liquor Law Violations	842	50
Peeping Tom	1	0
Runaway	0	110
Trespass	2,038	520
All Other Offenses	1,725	170
<b>Total Group B</b>	<b>9,318</b>	<b>3,413</b>

TIBRS Group A Offenses	Offenses		Arrests	
	Reported	Cleared	Adult	Juvenile
<b>Crimes Against Persons</b>				
Murder	147	101	101	16
Negligent Manslaughter	1	1	1	0
Kidnaping/Abduction	455	70	57	4
Forcible Rape	425	97	49	12
Forcible Sodomy	58	12	1	0
Sexual Assault W/Object	22	4	1	1
Forcible Fondling	305	56	19	10
Incest	2	0	0	0
Statutory Rape	71	18	12	0
Aggravated Assault	7,691	3,641	1,071	239
Simple Assault	21,763	5,615	3,112	2,028
Intimidation	6,714	293	36	20
Stalking	390	24	17	0
<b>Crimes Against Property</b>				
Arson	246	38	12	25
Bribery	6	4	3	0
Burglary	16,543	1,007	866	403
Counterfeiting/Forgery	1,357	436	483	22
Destruction/Damage/Vandalism	16,756	1,006	287	265
Embezzlement	561	155	57	2
Extortion/Blackmail	10	4	2	0
Fraud - False Pretenses	555	57	40	8
Fraud - Credit Card/ATM	414	26	13	2
Fraud - Impersonation	1,327	111	99	4
Fraud - Welfare	0	0	0	0
Fraud - Wire	26	2	0	0
Motor Vehicle Theft	6,302	373	430	88
Robbery	5,340	889	569	198
Stolen Property Offenses	159	77	103	20
Theft - Pocket-picking	186	6	25	7
Theft - Purse Snatching	207	23	24	4
Theft - Shoplifting	5,834	2,974	2,570	740
Theft From Building	2,764	96	48	18
Theft From Coin Machine	88	31	16	2
Theft From Motor Vehicle	12,520	248	195	36
Theft of Motor Vehicle Parts	4,194	83	62	12
Theft - All Other Larceny	8,269	360	229	37
<b>Crimes Against Society</b>				
Drug/Narcotic Violations	5,027	3,930	3,816	531
Drug/Narcotic Equipment Violations	1,241	1,086	805	19
Gambling - Betting/Wagering	27	24	70	32
Gambling - Operating/Promoting	14	13	24	0
Gambling - Equipment Violations	35	33	16	0
Gambling - Sports Tampering	0	0	0	0
Pornography/Obscene Material	7	4	4	0
Prostitution	1,250	1,201	1,366	15
Prostitution Assisting/Promoting	102	100	36	0
Weapon Law Violations	1,507	1,242	673	292
<b>Total Group A Offenses</b>	<b>130,918</b>	<b>25,571</b>	<b>17,420</b>	<b>5,112</b>



**2005 Population Estimate**                      **622**

**Offense Overview**

Offense Total                                      84  
 Number Cleared                                39  
 Percent Cleared                                46.43 %

Group A Crimes per 100,000 population      13,504.8

**Arrest Overview**

Total Arrests                                      57  
 Adult Arrests                                      42  
 Juvenile Arrests                                15  
 Unknown Age                                      0

Arrests per 100,000 population              9,164.0

Average number offenses/incident          1.20

**Domestic Violence Victims**

Offense	Total	Arrests
Murder	0	0
Aggravated Assault	1	1
Simple Assault	1	0
Intimidation	2	0
Stalking	0	0
Forcible Rape	0	0
Forcible Sodomy	0	0
Sexual Assault W/Object	0	0
Forcible Fondling	0	0
Incest	0	0
Statutory Rape	0	0
Kidnaping/Abduction	0	0
<b>Total</b>	<b>4</b>	<b>1</b>

**TIBRS Group B Arrests**

Offense	Adult	Juvenile
Bad Checks	0	0
Curfew/Vagrancy	0	0
Disorderly Conduct	1	1
DUI	7	0
Drunkenness	1	0
Family-Non Violent	0	0
Liquor Law Violations	6	0
Peeping Tom	0	0
Runaway	0	0
Trespass	2	0
All Other Offenses	3	1
<b>Total Group B</b>	<b>20</b>	<b>2</b>

TIBRS Group A Offenses	Offenses		Arrests	
	Reported	Cleared	Adult	Juvenile
<b>Crimes Against Persons</b>				
Murder	0	0	0	0
Negligent Manslaughter	0	0	0	0
Kidnaping/Abduction	0	0	0	0
Forcible Rape	0	0	0	0
Forcible Sodomy	0	0	0	0
Sexual Assault W/Object	0	0	0	0
Forcible Fondling	0	0	0	0
Incest	0	0	0	0
Statutory Rape	0	0	0	0
Aggravated Assault	8	7	3	1
Simple Assault	8	3	1	1
Intimidation	6	3	0	1
Stalking	1	0	0	0
<b>Crimes Against Property</b>				
Arson	0	0	0	0
Bribery	0	0	0	0
Burglary	7	2	0	3
Counterfeiting/Forgery	4	1	1	0
Destruction/Damage/Vandalism	7	3	2	1
Embezzlement	0	0	0	0
Extortion/Blackmail	0	0	0	0
Fraud - False Pretenses	1	1	0	0
Fraud - Credit Card/ATM	0	0	0	0
Fraud - Impersonation	2	2	2	0
Fraud - Welfare	0	0	0	0
Fraud - Wire	0	0	0	0
Motor Vehicle Theft	1	0	0	0
Robbery	0	0	0	0
Stolen Property Offenses	0	0	0	0
Theft - Pocket-picking	1	0	0	0
Theft - Purse Snatching	0	0	0	0
Theft - Shoplifting	2	2	1	2
Theft From Building	3	0	0	0
Theft From Coin Machine	1	0	0	0
Theft From Motor Vehicle	2	0	0	0
Theft of Motor Vehicle Parts	2	1	0	1
Theft - All Other Larceny	13	1	1	0
<b>Crimes Against Society</b>				
Drug/Narcotic Violations	8	7	9	1
Drug/Narcotic Equipment Violations	5	4	2	0
Gambling - Betting/Wagering	0	0	0	0
Gambling - Operating/Promoting	0	0	0	0
Gambling - Equipment Violations	0	0	0	0
Gambling - Sports Tampering	0	0	0	0
Pornography/Obscene Material	0	0	0	0
Prostitution	0	0	0	0
Prostitution Assisting/Promoting	0	0	0	0
Weapon Law Violations	2	2	0	2
<b>Total Group A Offenses</b>	<b>84</b>	<b>39</b>	<b>22</b>	<b>13</b>



**2005 Population Estimate**                      **7,823**

**Offense Overview**

Offense Total                                      1,179  
 Number Cleared                                554  
 Percent Cleared                                46.99 %

Group A Crimes per 100,000  
 population                                      15,070.9

**Arrest Overview**

Total Arrests                                    1,516  
 Adult Arrests                                    1,441  
 Juvenile Arrests                                75  
 Unknown Age                                    0

Arrests per 100,000 population            19,378.8

Average number offenses/incident        1.18

**Domestic Violence Victims**

Offense	Total	Arrests
Murder	0	0
Aggravated Assault	20	17
Simple Assault	76	59
Intimidation	14	4
Stalking	0	0
Forcible Rape	0	0
Forcible Sodomy	0	0
Sexual Assault W/Object	0	0
Forcible Fondling	3	1
Incest	0	0
Statutory Rape	0	0
Kidnaping/Abduction	0	0
<b>Total</b>	<b>113</b>	<b>81</b>

**TIBRS Group B Arrests**

Offense	Adult	Juvenile
Bad Checks	438	0
Curfew/Vagrancy	0	3
Disorderly Conduct	19	3
DUI	64	0
Drunkenness	66	1
Family-Non Violent	2	0
Liquor Law Violations	48	6
Peeping Tom	0	0
Runaway	0	7
Trespass	2	0
All Other Offenses	394	7
<b>Total Group B</b>	<b>1,033</b>	<b>27</b>

TIBRS Group A Offenses	Offenses		Arrests	
	Reported	Cleared	Adult	Juvenile
<b>Crimes Against Persons</b>				
Murder	0	0	0	0
Negligent Manslaughter	0	0	0	0
Kidnaping/Abduction	0	0	0	0
Forcible Rape	3	3	3	0
Forcible Sodomy	0	0	0	0
Sexual Assault W/Object	0	0	0	0
Forcible Fondling	4	1	1	0
Incest	0	0	0	0
Statutory Rape	0	0	0	0
Aggravated Assault	57	46	38	4
Simple Assault	157	134	92	9
Intimidation	97	24	17	7
Stalking	0	0	0	0
<b>Crimes Against Property</b>				
Arson	3	2	3	0
Bribery	0	0	0	0
Burglary	71	5	4	1
Counterfeiting/Forgery	103	64	67	0
Destruction/Damage/Vandalism	102	14	10	4
Embezzlement	2	2	1	0
Extortion/Blackmail	0	0	0	0
Fraud - False Pretenses	97	58	11	0
Fraud - Credit Card/ATM	17	3	4	0
Fraud - Impersonation	2	2	1	0
Fraud - Welfare	0	0	0	0
Fraud - Wire	0	0	0	0
Motor Vehicle Theft	16	5	4	1
Robbery	2	2	2	0
Stolen Property Offenses	0	0	0	0
Theft - Pocket-picking	1	0	0	0
Theft - Purse Snatching	0	0	0	0
Theft - Shoplifting	18	10	12	0
Theft From Building	64	20	17	2
Theft From Coin Machine	2	0	0	0
Theft From Motor Vehicle	37	5	5	1
Theft of Motor Vehicle Parts	28	6	3	1
Theft - All Other Larceny	151	7	6	0
<b>Crimes Against Society</b>				
Drug/Narcotic Violations	89	86	89	17
Drug/Narcotic Equipment Violations	43	42	8	0
Gambling - Betting/Wagering	0	0	0	0
Gambling - Operating/Promoting	0	0	0	0
Gambling - Equipment Violations	0	0	0	0
Gambling - Sports Tampering	0	0	0	0
Pornography/Obscene Material	0	0	0	0
Prostitution	0	0	0	0
Prostitution Assisting/Promoting	0	0	0	0
Weapon Law Violations	13	13	10	1
<b>Total Group A Offenses</b>	<b>1,179</b>	<b>554</b>	<b>408</b>	<b>48</b>





# Millersville Police Department - 2006

2005 Population Estimate 6,114

## Offense Overview

Offense Total 504  
Number Cleared 379  
Percent Cleared 75.20 %

Group A Crimes per 100,000 population 8,243.4

## Arrest Overview

Total Arrests 370  
Adult Arrests 308  
Juvenile Arrests 62  
Unknown Age 0

Arrests per 100,000 population 6,051.7

Average number offenses/incident 1.30

## Domestic Violence Victims

Offense	Total	Arrests
Murder	0	0
Aggravated Assault	12	7
Simple Assault	61	38
Intimidation	5	0
Stalking	0	0
Forcible Rape	2	2
Forcible Sodomy	0	0
Sexual Assault W/Object	0	0
Forcible Fondling	0	0
Incest	1	1
Statutory Rape	0	0
Kidnaping/Abduction	0	0
<b>Total</b>	<b>81</b>	<b>48</b>

## TIBRS Group B Arrests

Offense	Adult	Juvenile
Bad Checks	0	0
Curfew/Vagrancy	0	0
Disorderly Conduct	8	2
DUI	30	0
Drunkenness	14	0
Family-Non Violent	5	4
Liquor Law Violations	20	3
Peeping Tom	0	0
Runaway	0	4
Trespass	2	0
All Other Offenses	9	14
<b>Total Group B</b>	<b>88</b>	<b>27</b>

TIBRS Group A Offenses	Offenses		Arrests	
	Reported	Cleared	Adult	Juvenile
<b>Crimes Against Persons</b>				
Murder	0	0	0	0
Negligent Manslaughter	0	0	0	0
Kidnaping/Abduction	1	1	1	0
Forcible Rape	2	2	1	1
Forcible Sodomy	0	0	0	0
Sexual Assault W/Object	0	0	0	0
Forcible Fondling	1	1	0	0
Incest	1	1	1	0
Statutory Rape	0	0	0	0
Aggravated Assault	33	24	12	5
Simple Assault	91	78	38	7
Intimidation	12	9	1	0
Stalking	0	0	0	0
<b>Crimes Against Property</b>				
Arson	0	0	0	0
Bribery	0	0	0	0
Burglary	25	11	12	4
Counterfeiting/Forgery	2	0	0	0
Destruction/Damage/Vandalism	57	30	7	5
Embezzlement	2	2	2	0
Extortion/Blackmail	0	0	0	0
Fraud - False Pretenses	5	0	0	0
Fraud - Credit Card/ATM	0	0	0	0
Fraud - Impersonation	6	5	4	0
Fraud - Welfare	0	0	0	0
Fraud - Wire	1	1	0	0
Motor Vehicle Theft	18	9	5	1
Robbery	2	2	2	0
Stolen Property Offenses	11	10	7	3
Theft - Pocket-picking	0	0	0	0
Theft - Purse Snatching	0	0	0	0
Theft - Shoplifting	1	1	1	0
Theft From Building	17	8	1	0
Theft From Coin Machine	2	0	0	0
Theft From Motor Vehicle	9	2	1	0
Theft of Motor Vehicle Parts	11	0	0	0
Theft - All Other Larceny	17	6	3	0
<b>Crimes Against Society</b>				
Drug/Narcotic Violations	101	100	93	9
Drug/Narcotic Equipment Violations	68	68	24	0
Gambling - Betting/Wagering	0	0	0	0
Gambling - Operating/Promoting	0	0	0	0
Gambling - Equipment Violations	0	0	0	0
Gambling - Sports Tampering	0	0	0	0
Pornography/Obscene Material	0	0	0	0
Prostitution	0	0	0	0
Prostitution Assisting/Promoting	0	0	0	0
Weapon Law Violations	8	8	4	0
<b>Total Group A Offenses</b>	<b>504</b>	<b>379</b>	<b>220</b>	<b>35</b>



# Millington Police Department - 2006

**2005 Population Estimate** 10,306

## **Offense Overview**

Offense Total 1,540  
 Number Cleared 706  
 Percent Cleared 45.84 %

Group A Crimes per 100,000 population 14,942.8

## **Arrest Overview**

Total Arrests 1,400  
 Adult Arrests 1,253  
 Juvenile Arrests 147  
 Unknown Age 0

Arrests per 100,000 population 13,584.3

Average number offenses/incident 1.16

## **Domestic Violence Victims**

Offense	Total	Arrests
Murder	0	0
Aggravated Assault	19	18
Simple Assault	102	78
Intimidation	16	2
Stalking	0	0
Forcible Rape	0	0
Forcible Sodomy	1	1
Sexual Assault W/Object	0	0
Forcible Fondling	0	0
Incest	0	0
Statutory Rape	0	0
Kidnaping/Abduction	2	1
<b>Total</b>	<b>140</b>	<b>100</b>

## **TIBRS Group B Arrests**

Offense	Adult	Juvenile
Bad Checks	0	0
Curfew/Vagrancy	0	11
Disorderly Conduct	33	9
DUI	100	3
Drunkenness	177	3
Family-Non Violent	0	0
Liquor Law Violations	4	0
Peeping Tom	0	0
Runaway	0	3
Trespass	33	5
All Other Offenses	331	0
<b>Total Group B</b>	<b>678</b>	<b>34</b>

TIBRS Group A Offenses	Offenses		Arrests	
	Reported	Cleared	Adult	Juvenile
<b>Crimes Against Persons</b>				
Murder	0	0	0	0
Negligent Manslaughter	0	0	0	0
Kidnaping/Abduction	4	1	1	0
Forcible Rape	3	0	0	0
Forcible Sodomy	1	1	1	0
Sexual Assault W/Object	0	0	0	0
Forcible Fondling	12	4	2	1
Incest	0	0	0	0
Statutory Rape	1	0	0	0
Aggravated Assault	57	48	37	13
Simple Assault	208	137	98	32
Intimidation	71	19	16	0
Stalking	1	0	0	0
<b>Crimes Against Property</b>				
Arson	3	0	0	0
Bribery	0	0	0	0
Burglary	117	10	8	7
Counterfeiting/Forgery	54	25	28	0
Destruction/Damage/Vandalism	134	22	17	5
Embezzlement	5	3	4	0
Extortion/Blackmail	0	0	0	0
Fraud - False Pretenses	83	33	20	1
Fraud - Credit Card/ATM	11	1	1	0
Fraud - Impersonation	14	7	7	0
Fraud - Welfare	0	0	0	0
Fraud - Wire	0	0	0	0
Motor Vehicle Theft	60	11	9	3
Robbery	19	6	6	2
Stolen Property Offenses	7	7	4	0
Theft - Pocket-picking	2	0	0	0
Theft - Purse Snatching	0	0	0	0
Theft - Shoplifting	41	27	28	5
Theft From Building	109	17	20	0
Theft From Coin Machine	1	0	0	0
Theft From Motor Vehicle	87	6	8	0
Theft of Motor Vehicle Parts	24	3	3	1
Theft - All Other Larceny	86	11	12	3
<b>Crimes Against Society</b>				
Drug/Narcotic Violations	219	207	205	33
Drug/Narcotic Equipment Violations	93	87	33	3
Gambling - Betting/Wagering	0	0	0	0
Gambling - Operating/Promoting	0	0	0	0
Gambling - Equipment Violations	0	0	0	0
Gambling - Sports Tampering	0	0	0	0
Pornography/Obscene Material	0	0	0	0
Prostitution	0	0	0	0
Prostitution Assisting/Promoting	0	0	0	0
Weapon Law Violations	13	13	7	4
<b>Total Group A Offenses</b>	<b>1,540</b>	<b>706</b>	<b>575</b>	<b>113</b>



# Minor Hill Police Department - 2006

2005 Population Estimate 428

## Offense Overview

Offense Total 18  
Number Cleared 6  
Percent Cleared 33.33 %

Group A Crimes per 100,000 population 4,205.6

## Arrest Overview

Total Arrests 6  
Adult Arrests 6  
Juvenile Arrests 0  
Unknown Age 0

Arrests per 100,000 population 1,401.9

Average number offenses/incident 1.00

## Domestic Violence Victims

Offense	Total	Arrests
Murder	0	0
Aggravated Assault	1	0
Simple Assault	2	2
Intimidation	0	0
Stalking	0	0
Forcible Rape	0	0
Forcible Sodomy	0	0
Sexual Assault W/Object	0	0
Forcible Fondling	0	0
Incest	0	0
Statutory Rape	0	0
Kidnaping/Abduction	0	0
<b>Total</b>	<b>3</b>	<b>2</b>

## TIBRS Group B Arrests

Offense	Adult	Juvenile
Bad Checks	0	0
Curfew/Vagrancy	0	0
Disorderly Conduct	0	0
DUI	0	0
Drunkenness	2	0
Family-Non Violent	0	0
Liquor Law Violations	0	0
Peeping Tom	0	0
Runaway	0	0
Trespass	0	0
All Other Offenses	0	0
<b>Total Group B</b>	<b>2</b>	<b>0</b>

TIBRS Group A Offenses	Offenses		Arrests	
	Reported	Cleared	Adult	Juvenile
<b>Crimes Against Persons</b>				
Murder	0	0	0	0
Negligent Manslaughter	0	0	0	0
Kidnaping/Abduction	0	0	0	0
Forcible Rape	0	0	0	0
Forcible Sodomy	0	0	0	0
Sexual Assault W/Object	0	0	0	0
Forcible Fondling	0	0	0	0
Incest	0	0	0	0
Statutory Rape	0	0	0	0
Aggravated Assault	3	1	1	0
Simple Assault	4	3	3	0
Intimidation	1	0	0	0
Stalking	0	0	0	0
<b>Crimes Against Property</b>				
Arson	1	0	0	0
Bribery	0	0	0	0
Burglary	1	1	0	0
Counterfeiting/Forgery	0	0	0	0
Destruction/Damage/Vandalism	2	0	0	0
Embezzlement	0	0	0	0
Extortion/Blackmail	0	0	0	0
Fraud - False Pretenses	0	0	0	0
Fraud - Credit Card/ATM	0	0	0	0
Fraud - Impersonation	0	0	0	0
Fraud - Welfare	0	0	0	0
Fraud - Wire	0	0	0	0
Motor Vehicle Theft	0	0	0	0
Robbery	0	0	0	0
Stolen Property Offenses	0	0	0	0
Theft - Pocket-picking	0	0	0	0
Theft - Purse Snatching	0	0	0	0
Theft - Shoplifting	0	0	0	0
Theft From Building	2	1	0	0
Theft From Coin Machine	0	0	0	0
Theft From Motor Vehicle	0	0	0	0
Theft of Motor Vehicle Parts	0	0	0	0
Theft - All Other Larceny	4	0	0	0
<b>Crimes Against Society</b>				
Drug/Narcotic Violations	0	0	0	0
Drug/Narcotic Equipment Violations	0	0	0	0
Gambling - Betting/Wagering	0	0	0	0
Gambling - Operating/Promoting	0	0	0	0
Gambling - Equipment Violations	0	0	0	0
Gambling - Sports Tampering	0	0	0	0
Pornography/Obscene Material	0	0	0	0
Prostitution	0	0	0	0
Prostitution Assisting/Promoting	0	0	0	0
Weapon Law Violations	0	0	0	0
<b>Total Group A Offenses</b>	<b>18</b>	<b>6</b>	<b>4</b>	<b>0</b>



# Monteagle Police Department - 2006

**2005 Population Estimate** 1,220

## Offense Overview

Offense Total 70  
Number Cleared 31  
Percent Cleared 44.29 %

Group A Crimes per 100,000 population 5,737.7

## Arrest Overview

Total Arrests 50  
Adult Arrests 49  
Juvenile Arrests 1  
Unknown Age 0

Arrests per 100,000 population 4,098.4

Average number offenses/incident 1.11

## Domestic Violence Victims

Offense	Total	Arrests
Murder	0	0
Aggravated Assault	3	1
Simple Assault	2	1
Intimidation	0	0
Stalking	0	0
Forcible Rape	0	0
Forcible Sodomy	0	0
Sexual Assault W/Object	0	0
Forcible Fondling	0	0
Incest	0	0
Statutory Rape	0	0
Kidnaping/Abduction	0	0
<b>Total</b>	<b>5</b>	<b>2</b>

## TIBRS Group B Arrests

Offense	Adult	Juvenile
Bad Checks	0	0
Curfew/Vagrancy	0	0
Disorderly Conduct	3	0
DUI	11	0
Drunkenness	4	0
Family-Non Violent	0	0
Liquor Law Violations	2	0
Peeping Tom	0	0
Runaway	0	0
Trespass	0	0
All Other Offenses	1	1
<b>Total Group B</b>	<b>21</b>	<b>1</b>

TIBRS Group A Offenses	Offenses		Arrests	
	Reported	Cleared	Adult	Juvenile
<b>Crimes Against Persons</b>				
Murder	0	0	0	0
Negligent Manslaughter	0	0	0	0
Kidnaping/Abduction	1	1	0	0
Forcible Rape	0	0	0	0
Forcible Sodomy	0	0	0	0
Sexual Assault W/Object	0	0	0	0
Forcible Fondling	0	0	0	0
Incest	0	0	0	0
Statutory Rape	0	0	0	0
Aggravated Assault	6	3	5	0
Simple Assault	3	2	1	0
Intimidation	4	3	2	0
Stalking	0	0	0	0
<b>Crimes Against Property</b>				
Arson	1	0	0	0
Bribery	0	0	0	0
Burglary	12	3	3	0
Counterfeiting/Forgery	2	2	2	0
Destruction/Damage/Vandalism	3	0	0	0
Embezzlement	0	0	0	0
Extortion/Blackmail	0	0	0	0
Fraud - False Pretenses	0	0	0	0
Fraud - Credit Card/ATM	1	0	0	0
Fraud - Impersonation	2	2	2	0
Fraud - Welfare	0	0	0	0
Fraud - Wire	0	0	0	0
Motor Vehicle Theft	4	0	0	0
Robbery	0	0	0	0
Stolen Property Offenses	3	3	3	0
Theft - Pocket-picking	0	0	0	0
Theft - Purse Snatching	0	0	0	0
Theft - Shoplifting	3	2	2	0
Theft From Building	1	1	1	0
Theft From Coin Machine	1	0	0	0
Theft From Motor Vehicle	6	0	0	0
Theft of Motor Vehicle Parts	1	0	0	0
Theft - All Other Larceny	7	0	0	0
<b>Crimes Against Society</b>				
Drug/Narcotic Violations	5	5	5	0
Drug/Narcotic Equipment Violations	1	1	1	0
Gambling - Betting/Wagering	0	0	0	0
Gambling - Operating/Promoting	0	0	0	0
Gambling - Equipment Violations	0	0	0	0
Gambling - Sports Tampering	0	0	0	0
Pornography/Obscene Material	0	0	0	0
Prostitution	0	0	0	0
Prostitution Assisting/Promoting	0	0	0	0
Weapon Law Violations	3	3	1	0
<b>Total Group A Offenses</b>	<b>70</b>	<b>31</b>	<b>28</b>	<b>0</b>



# Monterey Police Department - 2006

**2005 Population Estimate**                      **2,791**

**Offense Overview**

Offense Total                                      143  
 Number Cleared                                46  
 Percent Cleared                                32.17 %

Group A Crimes per 100,000  
 population                                      5,123.6

**Arrest Overview**

Total Arrests                                      162  
 Adult Arrests                                      151  
 Juvenile Arrests                                11  
 Unknown Age                                      0

Arrests per 100,000 population            5,804.4

Average number offenses/incident        1.02

**Domestic Violence Victims**

Offense	Total	Arrests
Murder	0	0
Aggravated Assault	1	1
Simple Assault	15	15
Intimidation	0	0
Stalking	0	0
Forcible Rape	0	0
Forcible Sodomy	0	0
Sexual Assault W/Object	0	0
Forcible Fondling	0	0
Incest	0	0
Statutory Rape	0	0
Kidnaping/Abduction	0	0
<b>Total</b>	<b>16</b>	<b>16</b>

**TIBRS Group B Arrests**

Offense	Adult	Juvenile
Bad Checks	0	0
Curfew/Vagrancy	0	0
Disorderly Conduct	3	0
DUI	23	0
Drunkenness	33	0
Family-Non Violent	0	0
Liquor Law Violations	2	3
Peeping Tom	0	0
Runaway	0	3
Trespass	1	0
All Other Offenses	52	1
<b>Total Group B</b>	<b>114</b>	<b>7</b>

TIBRS Group A Offenses	Offenses		Arrests	
	Reported	Cleared	Adult	Juvenile
<b>Crimes Against Persons</b>				
Murder	0	0	0	0
Negligent Manslaughter	0	0	0	0
Kidnaping/Abduction	0	0	0	0
Forcible Rape	0	0	0	0
Forcible Sodomy	0	0	0	0
Sexual Assault W/Object	0	0	0	0
Forcible Fondling	0	0	0	0
Incest	0	0	0	0
Statutory Rape	0	0	0	0
Aggravated Assault	1	1	1	0
Simple Assault	29	22	18	0
Intimidation	2	0	0	0
Stalking	0	0	0	0
<b>Crimes Against Property</b>				
Arson	0	0	0	0
Bribery	0	0	0	0
Burglary	23	1	1	0
Counterfeiting/Forgery	3	0	0	0
Destruction/Damage/Vandalism	14	6	2	3
Embezzlement	0	0	0	0
Extortion/Blackmail	0	0	0	0
Fraud - False Pretenses	1	0	0	0
Fraud - Credit Card/ATM	2	0	0	0
Fraud - Impersonation	3	2	2	0
Fraud - Welfare	0	0	0	0
Fraud - Wire	0	0	0	0
Motor Vehicle Theft	4	0	0	0
Robbery	3	0	0	0
Stolen Property Offenses	0	0	0	0
Theft - Pocket-picking	0	0	0	0
Theft - Purse Snatching	0	0	0	0
Theft - Shoplifting	1	0	0	0
Theft From Building	14	1	1	0
Theft From Coin Machine	2	0	0	0
Theft From Motor Vehicle	12	0	0	0
Theft of Motor Vehicle Parts	9	0	0	0
Theft - All Other Larceny	8	1	1	0
<b>Crimes Against Society</b>				
Drug/Narcotic Violations	10	10	10	1
Drug/Narcotic Equipment Violations	2	2	1	0
Gambling - Betting/Wagering	0	0	0	0
Gambling - Operating/Promoting	0	0	0	0
Gambling - Equipment Violations	0	0	0	0
Gambling - Sports Tampering	0	0	0	0
Pornography/Obscene Material	0	0	0	0
Prostitution	0	0	0	0
Prostitution Assisting/Promoting	0	0	0	0
Weapon Law Violations	0	0	0	0
<b>Total Group A Offenses</b>	<b>143</b>	<b>46</b>	<b>37</b>	<b>4</b>



# Morristown Police Department - 2006

**2005 Population Estimate** 26,187

## Offense Overview

Offense Total 4,777  
Number Cleared 2,704  
Percent Cleared 56.60 %

Group A Crimes per 100,000 population 18,241.9

## Arrest Overview

Total Arrests 2,158  
Adult Arrests 1,978  
Juvenile Arrests 180  
Unknown Age 0

Arrests per 100,000 population 8,240.7

Average number offenses/incident 1.19

## Domestic Violence Victims

Offense	Total	Arrests
Murder	0	0
Aggravated Assault	49	25
Simple Assault	365	79
Intimidation	37	3
Stalking	1	0
Forcible Rape	5	2
Forcible Sodomy	1	0
Sexual Assault W/Object	0	0
Forcible Fondling	1	0
Incest	0	0
Statutory Rape	3	1
Kidnaping/Abduction	1	1
<b>Total</b>	<b>463</b>	<b>111</b>

## TIBRS Group B Arrests

Offense	Adult	Juvenile
Bad Checks	0	0
Curfew/Vagrancy	0	0
Disorderly Conduct	27	8
DUI	276	4
Drunkenness	483	5
Family-Non Violent	0	0
Liquor Law Violations	21	9
Peeping Tom	0	0
Runaway	0	0
Trespass	17	4
All Other Offenses	7	3
<b>Total Group B</b>	<b>831</b>	<b>33</b>

TIBRS Group A Offenses	Offenses		Arrests	
	Reported	Cleared	Adult	Juvenile
<b>Crimes Against Persons</b>				
Murder	1	1	3	0
Negligent Manslaughter	0	0	0	0
Kidnaping/Abduction	4	4	1	0
Forcible Rape	19	10	6	2
Forcible Sodomy	1	0	0	0
Sexual Assault W/Object	0	0	0	0
Forcible Fondling	7	2	1	0
Incest	0	0	0	0
Statutory Rape	6	4	2	0
Aggravated Assault	201	156	65	4
Simple Assault	626	470	127	16
Intimidation	114	87	15	21
Stalking	2	1	0	0
<b>Crimes Against Property</b>				
Arson	12	3	0	5
Bribery	0	0	0	0
Burglary	168	51	40	15
Counterfeiting/Forgery	430	236	42	0
Destruction/Damage/Vandalism	392	145	26	30
Embezzlement	42	25	19	0
Extortion/Blackmail	0	0	0	0
Fraud - False Pretenses	489	277	30	1
Fraud - Credit Card/ATM	144	124	7	0
Fraud - Impersonation	34	2	2	0
Fraud - Welfare	0	0	0	0
Fraud - Wire	0	0	0	0
Motor Vehicle Theft	117	40	23	2
Robbery	30	20	18	0
Stolen Property Offenses	0	0	0	0
Theft - Pocket-picking	0	0	0	0
Theft - Purse Snatching	0	0	0	0
Theft - Shoplifting	265	216	212	20
Theft From Building	431	152	46	4
Theft From Coin Machine	24	1	1	0
Theft From Motor Vehicle	200	39	18	1
Theft of Motor Vehicle Parts	160	23	7	2
Theft - All Other Larceny	322	82	38	2
<b>Crimes Against Society</b>				
Drug/Narcotic Violations	368	366	357	19
Drug/Narcotic Equipment Violations	150	150	29	2
Gambling - Betting/Wagering	0	0	0	0
Gambling - Operating/Promoting	0	0	0	0
Gambling - Equipment Violations	0	0	0	0
Gambling - Sports Tampering	0	0	0	0
Pornography/Obscene Material	1	0	0	0
Prostitution	0	0	0	0
Prostitution Assisting/Promoting	0	0	0	0
Weapon Law Violations	17	17	12	1
<b>Total Group A Offenses</b>	<b>4,777</b>	<b>2,704</b>	<b>1,147</b>	<b>147</b>



**2005 Population Estimate** 541

**Offense Overview**

Offense Total 56  
 Number Cleared 26  
 Percent Cleared 46.43 %

Group A Crimes per 100,000 population 10,351.2

**Arrest Overview**

Total Arrests 52  
 Adult Arrests 48  
 Juvenile Arrests 4  
 Unknown Age 0

Arrests per 100,000 population 9,611.8

Average number offenses/incident 1.22

**Domestic Violence Victims**

Offense	Total	Arrests
Murder	0	0
Aggravated Assault	1	0
Simple Assault	7	3
Intimidation	0	0
Stalking	0	0
Forcible Rape	0	0
Forcible Sodomy	0	0
Sexual Assault W/Object	0	0
Forcible Fondling	0	0
Incest	0	0
Statutory Rape	0	0
Kidnaping/Abduction	0	0
<b>Total</b>	<b>8</b>	<b>3</b>

**TIBRS Group B Arrests**

Offense	Adult	Juvenile
Bad Checks	0	0
Curfew/Vagrancy	0	0
Disorderly Conduct	1	0
DUI	3	0
Drunkenness	0	0
Family-Non Violent	0	0
Liquor Law Violations	2	0
Peeping Tom	0	0
Runaway	0	0
Trespass	2	0
All Other Offenses	22	2
<b>Total Group B</b>	<b>30</b>	<b>2</b>

TIBRS Group A Offenses	Offenses		Arrests	
	Reported	Cleared	Adult	Juvenile
<b>Crimes Against Persons</b>				
Murder	0	0	0	0
Negligent Manslaughter	0	0	0	0
Kidnaping/Abduction	0	0	0	0
Forcible Rape	0	0	0	0
Forcible Sodomy	0	0	0	0
Sexual Assault W/Object	0	0	0	0
Forcible Fondling	0	0	0	0
Incest	0	0	0	0
Statutory Rape	0	0	0	0
Aggravated Assault	3	0	0	0
Simple Assault	11	4	3	1
Intimidation	2	1	0	0
Stalking	0	0	0	0
<b>Crimes Against Property</b>				
Arson	0	0	0	0
Bribery	0	0	0	0
Burglary	6	1	1	0
Counterfeiting/Forgery	3	1	1	0
Destruction/Damage/Vandalism	0	0	0	0
Embezzlement	0	0	0	0
Extortion/Blackmail	0	0	0	0
Fraud - False Pretenses	1	1	0	0
Fraud - Credit Card/ATM	0	0	0	0
Fraud - Impersonation	0	0	0	0
Fraud - Welfare	0	0	0	0
Fraud - Wire	0	0	0	0
Motor Vehicle Theft	1	0	0	0
Robbery	0	0	0	0
Stolen Property Offenses	0	0	0	0
Theft - Pocket-picking	0	0	0	0
Theft - Purse Snatching	0	0	0	0
Theft - Shoplifting	2	2	2	0
Theft From Building	2	0	0	0
Theft From Coin Machine	0	0	0	0
Theft From Motor Vehicle	6	0	0	0
Theft of Motor Vehicle Parts	1	0	0	0
Theft - All Other Larceny	0	0	0	0
<b>Crimes Against Society</b>				
Drug/Narcotic Violations	8	8	7	1
Drug/Narcotic Equipment Violations	5	5	1	0
Gambling - Betting/Wagering	0	0	0	0
Gambling - Operating/Promoting	0	0	0	0
Gambling - Equipment Violations	0	0	0	0
Gambling - Sports Tampering	0	0	0	0
Pornography/Obscene Material	0	0	0	0
Prostitution	0	0	0	0
Prostitution Assisting/Promoting	0	0	0	0
Weapon Law Violations	5	3	3	0
<b>Total Group A Offenses</b>	<b>56</b>	<b>26</b>	<b>18</b>	<b>2</b>



# Mount Carmel Police Department - 2006

**2005 Population Estimate** 5,270

## Offense Overview

Offense Total 224  
Number Cleared 99  
Percent Cleared 44.20 %

Group A Crimes per 100,000 population 4,250.5

## Arrest Overview

Total Arrests 134  
Adult Arrests 121  
Juvenile Arrests 13  
Unknown Age 0

Arrests per 100,000 population 2,542.7

Average number offenses/incident 1.08

## Domestic Violence Victims

Offense	Total	Arrests
Murder	0	0
Aggravated Assault	3	2
Simple Assault	30	19
Intimidation	3	0
Stalking	0	0
Forcible Rape	0	0
Forcible Sodomy	0	0
Sexual Assault W/Object	0	0
Forcible Fondling	0	0
Incest	0	0
Statutory Rape	0	0
Kidnaping/Abduction	0	0
<b>Total</b>	<b>36</b>	<b>21</b>

## TIBRS Group B Arrests

Offense	Adult	Juvenile
Bad Checks	0	0
Curfew/Vagrancy	0	0
Disorderly Conduct	0	0
DUI	38	0
Drunkenness	10	0
Family-Non Violent	0	0
Liquor Law Violations	6	0
Peeping Tom	0	0
Runaway	0	0
Trespass	1	0
All Other Offenses	10	3
<b>Total Group B</b>	<b>65</b>	<b>3</b>

TIBRS Group A Offenses	Offenses		Arrests	
	Reported	Cleared	Adult	Juvenile
<b>Crimes Against Persons</b>				
Murder	0	0	0	0
Negligent Manslaughter	0	0	0	0
Kidnaping/Abduction	0	0	0	0
Forcible Rape	0	0	0	0
Forcible Sodomy	0	0	0	0
Sexual Assault W/Object	0	0	0	0
Forcible Fondling	0	0	0	0
Incest	0	0	0	0
Statutory Rape	0	0	0	0
Aggravated Assault	8	8	4	0
Simple Assault	34	24	19	0
Intimidation	9	2	0	0
Stalking	0	0	0	0
<b>Crimes Against Property</b>				
Arson	1	1	0	2
Bribery	0	0	0	0
Burglary	16	2	1	0
Counterfeiting/Forgery	5	2	0	0
Destruction/Damage/Vandalism	34	3	0	2
Embezzlement	1	0	0	0
Extortion/Blackmail	0	0	0	0
Fraud - False Pretenses	5	5	5	0
Fraud - Credit Card/ATM	3	0	0	0
Fraud - Impersonation	0	0	0	0
Fraud - Welfare	0	0	0	0
Fraud - Wire	0	0	0	0
Motor Vehicle Theft	6	2	1	0
Robbery	1	0	0	0
Stolen Property Offenses	0	0	0	0
Theft - Pocket-picking	0	0	0	0
Theft - Purse Snatching	0	0	0	0
Theft - Shoplifting	2	0	0	0
Theft From Building	14	1	0	0
Theft From Coin Machine	0	0	0	0
Theft From Motor Vehicle	11	2	1	0
Theft of Motor Vehicle Parts	0	0	0	0
Theft - All Other Larceny	31	4	1	0
<b>Crimes Against Society</b>				
Drug/Narcotic Violations	29	29	21	4
Drug/Narcotic Equipment Violations	14	14	3	2
Gambling - Betting/Wagering	0	0	0	0
Gambling - Operating/Promoting	0	0	0	0
Gambling - Equipment Violations	0	0	0	0
Gambling - Sports Tampering	0	0	0	0
Pornography/Obscene Material	0	0	0	0
Prostitution	0	0	0	0
Prostitution Assisting/Promoting	0	0	0	0
Weapon Law Violations	0	0	0	0
<b>Total Group A Offenses</b>	<b>224</b>	<b>99</b>	<b>56</b>	<b>10</b>





# Mount Juliet Police Department - 2006

**2005 Population Estimate** 18,099

## Offense Overview

Offense Total 1,432  
Number Cleared 920  
Percent Cleared 64.25 %

Group A Crimes per 100,000 population 7,912.0

## Arrest Overview

Total Arrests 988  
Adult Arrests 817  
Juvenile Arrests 171  
Unknown Age 0

Arrests per 100,000 population 5,458.9

Average number offenses/incident 1.21

## Domestic Violence Victims

Offense	Total	Arrests
Murder	0	0
Aggravated Assault	19	10
Simple Assault	102	68
Intimidation	17	1
Stalking	1	0
Forcible Rape	2	0
Forcible Sodomy	0	0
Sexual Assault W/Object	0	0
Forcible Fondling	0	0
Incest	0	0
Statutory Rape	4	0
Kidnaping/Abduction	0	0
<b>Total</b>	<b>145</b>	<b>79</b>

## TIBRS Group B Arrests

Offense	Adult	Juvenile
Bad Checks	1	0
Curfew/Vagrancy	0	0
Disorderly Conduct	8	9
DUI	149	0
Drunkenness	79	3
Family-Non Violent	0	0
Liquor Law Violations	33	10
Peeping Tom	0	0
Runaway	0	2
Trespass	4	3
All Other Offenses	40	27
<b>Total Group B</b>	<b>314</b>	<b>54</b>

TIBRS Group A Offenses	Offenses		Arrests	
	Reported	Cleared	Adult	Juvenile
<b>Crimes Against Persons</b>				
Murder	0	0	0	0
Negligent Manslaughter	1	1	1	0
Kidnaping/Abduction	0	0	0	0
Forcible Rape	4	2	0	0
Forcible Sodomy	0	0	0	0
Sexual Assault W/Object	7	2	1	0
Forcible Fondling	6	1	0	0
Incest	0	0	0	0
Statutory Rape	7	3	0	1
Aggravated Assault	61	56	20	2
Simple Assault	170	150	71	8
Intimidation	81	65	4	0
Stalking	2	2	0	0
<b>Crimes Against Property</b>				
Arson	2	1	0	0
Bribery	0	0	0	0
Burglary	81	15	6	9
Counterfeiting/Forgery	19	5	2	0
Destruction/Damage/Vandalism	126	48	7	25
Embezzlement	4	2	0	0
Extortion/Blackmail	0	0	0	0
Fraud - False Pretenses	36	19	15	0
Fraud - Credit Card/ATM	14	5	1	0
Fraud - Impersonation	20	20	14	1
Fraud - Welfare	0	0	0	0
Fraud - Wire	0	0	0	0
Motor Vehicle Theft	28	9	6	0
Robbery	12	5	2	1
Stolen Property Offenses	8	6	3	0
Theft - Pocket-picking	3	0	0	0
Theft - Purse Snatching	1	1	1	1
Theft - Shoplifting	56	44	42	20
Theft From Building	88	26	9	1
Theft From Coin Machine	1	0	0	0
Theft From Motor Vehicle	70	12	8	0
Theft of Motor Vehicle Parts	25	2	1	0
Theft - All Other Larceny	100	29	11	8
<b>Crimes Against Society</b>				
Drug/Narcotic Violations	240	235	219	34
Drug/Narcotic Equipment Violations	127	125	36	5
Gambling - Betting/Wagering	0	0	0	0
Gambling - Operating/Promoting	0	0	0	0
Gambling - Equipment Violations	1	0	0	0
Gambling - Sports Tampering	0	0	0	0
Pornography/Obscene Material	0	0	0	0
Prostitution	0	0	0	0
Prostitution Assisting/Promoting	0	0	0	0
Weapon Law Violations	31	29	23	1
<b>Total Group A Offenses</b>	<b>1,432</b>	<b>920</b>	<b>503</b>	<b>117</b>



# Mount Pleasant Police Department - 2006

**2005 Population Estimate** 4,452

## Offense Overview

Offense Total 630  
Number Cleared 171  
Percent Cleared 27.14 %

Group A Crimes per 100,000 population 14,150.9

## Arrest Overview

Total Arrests 252  
Adult Arrests 223  
Juvenile Arrests 29  
Unknown Age 0

Arrests per 100,000 population 5,660.4

Average number offenses/incident 1.10

## Domestic Violence Victims

Offense	Total	Arrests
Murder	0	0
Aggravated Assault	9	6
Simple Assault	55	28
Intimidation	4	1
Stalking	0	0
Forcible Rape	0	0
Forcible Sodomy	1	1
Sexual Assault W/Object	0	0
Forcible Fondling	2	0
Incest	0	0
Statutory Rape	0	0
Kidnaping/Abduction	0	0
<b>Total</b>	<b>71</b>	<b>36</b>

## TIBRS Group B Arrests

Offense	Adult	Juvenile
Bad Checks	0	0
Curfew/Vagrancy	0	3
Disorderly Conduct	4	0
DUI	18	0
Drunkenness	17	0
Family-Non Violent	0	0
Liquor Law Violations	5	1
Peeping Tom	0	0
Runaway	0	2
Trespass	8	0
All Other Offenses	15	1
<b>Total Group B</b>	<b>67</b>	<b>7</b>

TIBRS Group A Offenses	Offenses		Arrests	
	Reported	Cleared	Adult	Juvenile
<b>Crimes Against Persons</b>				
Murder	1	1	3	1
Negligent Manslaughter	0	0	0	0
Kidnaping/Abduction	0	0	0	0
Forcible Rape	2	1	1	0
Forcible Sodomy	2	2	0	1
Sexual Assault W/Object	0	0	0	0
Forcible Fondling	7	2	1	0
Incest	0	0	0	0
Statutory Rape	1	1	1	0
Aggravated Assault	28	14	13	1
Simple Assault	114	44	34	7
Intimidation	51	6	6	1
Stalking	0	0	0	0
<b>Crimes Against Property</b>				
Arson	0	0	0	0
Bribery	0	0	0	0
Burglary	64	11	12	2
Counterfeiting/Forgery	25	12	14	0
Destruction/Damage/Vandalism	82	7	4	1
Embezzlement	0	0	0	0
Extortion/Blackmail	0	0	0	0
Fraud - False Pretenses	5	2	4	0
Fraud - Credit Card/ATM	1	0	0	0
Fraud - Impersonation	7	2	1	0
Fraud - Welfare	0	0	0	0
Fraud - Wire	1	0	0	0
Motor Vehicle Theft	14	3	4	0
Robbery	3	2	0	1
Stolen Property Offenses	0	0	0	0
Theft - Pocket-picking	0	0	0	0
Theft - Purse Snatching	0	0	0	0
Theft - Shoplifting	5	3	2	1
Theft From Building	25	4	5	0
Theft From Coin Machine	1	0	0	0
Theft From Motor Vehicle	32	4	5	2
Theft of Motor Vehicle Parts	20	0	0	1
Theft - All Other Larceny	95	7	6	0
<b>Crimes Against Society</b>				
Drug/Narcotic Violations	28	27	31	3
Drug/Narcotic Equipment Violations	14	14	7	0
Gambling - Betting/Wagering	0	0	0	0
Gambling - Operating/Promoting	0	0	0	0
Gambling - Equipment Violations	0	0	0	0
Gambling - Sports Tampering	0	0	0	0
Pornography/Obscene Material	0	0	0	0
Prostitution	0	0	0	0
Prostitution Assisting/Promoting	0	0	0	0
Weapon Law Violations	2	2	2	0
<b>Total Group A Offenses</b>	<b>630</b>	<b>171</b>	<b>156</b>	<b>22</b>



# Mountain City Police Department - 2006

**2005 Population Estimate**                      **2,419**

**Offense Overview**

Offense Total                                      55  
 Number Cleared                                31  
 Percent Cleared                                56.36 %

Group A Crimes per 100,000  
 population                                      2,273.7

**Arrest Overview**

Total Arrests                                    101  
 Adult Arrests                                    101  
 Juvenile Arrests                                0  
 Unknown Age                                    0

Arrests per 100,000 population            4,175.3

Average number offenses/incident        1.06

**Domestic Violence Victims**

Offense	Total	Arrests
Murder	0	0
Aggravated Assault	1	1
Simple Assault	15	14
Intimidation	0	0
Stalking	0	0
Forcible Rape	0	0
Forcible Sodomy	0	0
Sexual Assault W/Object	0	0
Forcible Fondling	0	0
Incest	0	0
Statutory Rape	0	0
Kidnaping/Abduction	0	0
<b>Total</b>	<b>16</b>	<b>15</b>

**TIBRS Group B Arrests**

Offense	Adult	Juvenile
Bad Checks	0	0
Curfew/Vagrancy	0	0
Disorderly Conduct	2	0
DUI	19	0
Drunkenness	27	0
Family-Non Violent	1	0
Liquor Law Violations	1	0
Peeping Tom	0	0
Runaway	0	0
Trespass	1	0
All Other Offenses	24	0
<b>Total Group B</b>	<b>75</b>	<b>0</b>

TIBRS Group A Offenses	Offenses		Arrests	
	Reported	Cleared	Adult	Juvenile
<b>Crimes Against Persons</b>				
Murder	1	1	1	0
Negligent Manslaughter	0	0	0	0
Kidnaping/Abduction	0	0	0	0
Forcible Rape	0	0	0	0
Forcible Sodomy	0	0	0	0
Sexual Assault W/Object	0	0	0	0
Forcible Fondling	1	1	1	0
Incest	0	0	0	0
Statutory Rape	0	0	0	0
Aggravated Assault	2	2	2	0
Simple Assault	17	16	15	0
Intimidation	0	0	0	0
Stalking	0	0	0	0
<b>Crimes Against Property</b>				
Arson	0	0	0	0
Bribery	0	0	0	0
Burglary	7	1	1	0
Counterfeiting/Forgery	0	0	0	0
Destruction/Damage/Vandalism	11	0	0	0
Embezzlement	1	0	0	0
Extortion/Blackmail	0	0	0	0
Fraud - False Pretenses	2	0	0	0
Fraud - Credit Card/ATM	0	0	0	0
Fraud - Impersonation	0	0	0	0
Fraud - Welfare	0	0	0	0
Fraud - Wire	0	0	0	0
Motor Vehicle Theft	3	2	1	0
Robbery	0	0	0	0
Stolen Property Offenses	0	0	0	0
Theft - Pocket-picking	0	0	0	0
Theft - Purse Snatching	0	0	0	0
Theft - Shoplifting	0	0	0	0
Theft From Building	1	1	0	0
Theft From Coin Machine	0	0	0	0
Theft From Motor Vehicle	1	0	0	0
Theft of Motor Vehicle Parts	1	1	1	0
Theft - All Other Larceny	1	0	0	0
<b>Crimes Against Society</b>				
Drug/Narcotic Violations	3	3	2	0
Drug/Narcotic Equipment Violations	3	3	2	0
Gambling - Betting/Wagering	0	0	0	0
Gambling - Operating/Promoting	0	0	0	0
Gambling - Equipment Violations	0	0	0	0
Gambling - Sports Tampering	0	0	0	0
Pornography/Obscene Material	0	0	0	0
Prostitution	0	0	0	0
Prostitution Assisting/Promoting	0	0	0	0
Weapon Law Violations	0	0	0	0
<b>Total Group A Offenses</b>	<b>55</b>	<b>31</b>	<b>26</b>	<b>0</b>



# Munford Police Department - 2006

2005 Population Estimate 5,652

## Offense Overview

Offense Total 586  
Number Cleared 218  
Percent Cleared 37.20 %

Group A Crimes per 100,000 population 10,368.0

## Arrest Overview

Total Arrests 315  
Adult Arrests 203  
Juvenile Arrests 112  
Unknown Age 0

Arrests per 100,000 population 5,573.2

Average number offenses/incident 1.08

## Domestic Violence Victims

Offense	Total	Arrests
Murder	0	0
Aggravated Assault	8	7
Simple Assault	43	43
Intimidation	7	2
Stalking	0	0
Forcible Rape	1	0
Forcible Sodomy	0	0
Sexual Assault W/Object	0	0
Forcible Fondling	0	0
Incest	0	0
Statutory Rape	0	0
Kidnaping/Abduction	0	0
<b>Total</b>	<b>59</b>	<b>52</b>

## TIBRS Group B Arrests

Offense	Adult	Juvenile
Bad Checks	0	0
Curfew/Vagrancy	0	2
Disorderly Conduct	5	0
DUI	24	2
Drunkenness	8	1
Family-Non Violent	1	0
Liquor Law Violations	26	9
Peeping Tom	0	0
Runaway	0	8
Trespass	2	0
All Other Offenses	6	4
<b>Total Group B</b>	<b>72</b>	<b>26</b>

TIBRS Group A Offenses	Offenses		Arrests	
	Reported	Cleared	Adult	Juvenile
<b>Crimes Against Persons</b>				
Murder	0	0	0	0
Negligent Manslaughter	0	0	0	0
Kidnaping/Abduction	0	0	0	0
Forcible Rape	1	0	0	0
Forcible Sodomy	0	0	0	0
Sexual Assault W/Object	0	0	0	0
Forcible Fondling	3	2	0	2
Incest	1	0	0	0
Statutory Rape	0	0	0	0
Aggravated Assault	22	18	13	6
Simple Assault	93	44	31	15
Intimidation	59	6	3	3
Stalking	0	0	0	0
<b>Crimes Against Property</b>				
Arson	3	1	0	1
Bribery	0	0	0	0
Burglary	32	4	0	5
Counterfeiting/Forgery	10	0	0	0
Destruction/Damage/Vandalism	93	7	1	9
Embezzlement	0	0	0	0
Extortion/Blackmail	0	0	0	0
Fraud - False Pretenses	4	0	0	0
Fraud - Credit Card/ATM	3	0	0	0
Fraud - Impersonation	8	0	0	0
Fraud - Welfare	0	0	0	0
Fraud - Wire	0	0	0	0
Motor Vehicle Theft	15	3	0	3
Robbery	0	0	0	0
Stolen Property Offenses	0	0	0	0
Theft - Pocket-picking	0	0	0	0
Theft - Purse Snatching	0	0	0	0
Theft - Shoplifting	11	5	2	6
Theft From Building	8	1	1	0
Theft From Coin Machine	1	0	0	0
Theft From Motor Vehicle	22	1	0	1
Theft of Motor Vehicle Parts	7	0	0	0
Theft - All Other Larceny	64	4	1	2
<b>Crimes Against Society</b>				
Drug/Narcotic Violations	83	81	65	25
Drug/Narcotic Equipment Violations	33	32	10	3
Gambling - Betting/Wagering	0	0	0	0
Gambling - Operating/Promoting	0	0	0	0
Gambling - Equipment Violations	0	0	0	0
Gambling - Sports Tampering	0	0	0	0
Pornography/Obscene Material	0	0	0	0
Prostitution	0	0	0	0
Prostitution Assisting/Promoting	0	0	0	0
Weapon Law Violations	10	9	4	5
<b>Total Group A Offenses</b>	<b>586</b>	<b>218</b>	<b>131</b>	<b>86</b>



# Murfreesboro Police Department - 2006

**2005 Population Estimate** 86,793

## Offense Overview

Offense Total 11,489  
 Number Cleared 2,400  
 Percent Cleared 20.89 %  
 Group A Crimes per 100,000 population 13,237.2

## Arrest Overview

Total Arrests 5,541  
 Adult Arrests 4,991  
 Juvenile Arrests 550  
 Unknown Age 0  
 Arrests per 100,000 population 6,384.2  
 Average number offenses/incident 1.19

## Domestic Violence Victims

Offense	Total	Arrests
Murder	1	0
Aggravated Assault	177	81
Simple Assault	1,006	287
Intimidation	895	6
Stalking	38	1
Forcible Rape	3	0
Forcible Sodomy	0	0
Sexual Assault W/Object	11	0
Forcible Fondling	4	0
Incest	0	0
Statutory Rape	2	1
Kidnaping/Abduction	3	2
<b>Total</b>	<b>2,140</b>	<b>378</b>

## TIBRS Group B Arrests

Offense	Adult	Juvenile
Bad Checks	0	0
Curfew/Vagrancy	1	61
Disorderly Conduct	141	23
DUI	528	7
Drunkenness	454	5
Family-Non Violent	19	0
Liquor Law Violations	617	17
Peeping Tom	0	0
Runaway	0	25
Trespass	53	8
All Other Offenses	1,276	86
<b>Total Group B</b>	<b>3,089</b>	<b>232</b>

TIBRS Group A Offenses	Offenses		Arrests	
	Reported	Cleared	Adult	Juvenile
<b>Crimes Against Persons</b>				
Murder	6	2	2	0
Negligent Manslaughter	0	0	0	0
Kidnaping/Abduction	21	4	4	0
Forcible Rape	39	3	4	2
Forcible Sodomy	0	0	0	0
Sexual Assault W/Object	43	12	6	1
Forcible Fondling	8	0	0	0
Incest	0	0	0	0
Statutory Rape	15	4	4	0
Aggravated Assault	486	161	126	12
Simple Assault	1,510	379	324	47
Intimidation	1,064	20	7	0
Stalking	53	1	1	0
<b>Crimes Against Property</b>				
Arson	17	1	1	0
Bribery	0	0	0	0
Burglary	890	43	23	15
Counterfeiting/Forgery	174	19	18	1
Destruction/Damage/Vandalism	1,762	74	19	7
Embezzlement	37	10	5	3
Extortion/Blackmail	0	0	0	0
Fraud - False Pretenses	254	15	6	0
Fraud - Credit Card/ATM	78	3	0	0
Fraud - Impersonation	150	88	77	10
Fraud - Welfare	0	0	0	0
Fraud - Wire	1	0	0	0
Motor Vehicle Theft	292	28	25	4
Robbery	182	23	27	5
Stolen Property Offenses	1	1	7	1
Theft - Pocket-picking	15	0	0	0
Theft - Purse Snatching	11	2	0	0
Theft - Shoplifting	966	321	296	128
Theft From Building	241	5	2	4
Theft From Coin Machine	20	0	0	0
Theft From Motor Vehicle	784	19	14	3
Theft of Motor Vehicle Parts	264	6	5	0
Theft - All Other Larceny	975	40	25	13
<b>Crimes Against Society</b>				
Drug/Narcotic Violations	651	646	644	50
Drug/Narcotic Equipment Violations	399	398	188	5
Gambling - Betting/Wagering	0	0	0	0
Gambling - Operating/Promoting	0	0	0	0
Gambling - Equipment Violations	0	0	0	0
Gambling - Sports Tampering	0	0	0	0
Pornography/Obscene Material	5	1	0	0
Prostitution	0	0	0	0
Prostitution Assisting/Promoting	0	0	0	0
Weapon Law Violations	75	71	42	7
<b>Total Group A Offenses</b>	<b>11,489</b>	<b>2,400</b>	<b>1,902</b>	<b>318</b>



# Nashville Metro Police Department - 2006

**2005 Population Estimate**                      **549,110**

**Offense Overview**

Offense Total                                      83,982  
 Number Cleared                                29,647  
 Percent Cleared                                35.30 %

Group A Crimes per 100,000  
 population                                      15,294.2

**Arrest Overview**

Total Arrests                                    27,068  
 Adult Arrests                                    23,953  
 Juvenile Arrests                                3,115  
 Unknown Age                                    0

Arrests per 100,000 population            4,929.4

Average number offenses/incident        1.13

**Domestic Violence Victims**

Offense	Total	Arrests
Murder	8	4
Aggravated Assault	1,929	832
Simple Assault	7,903	2,048
Intimidation	1,802	241
Stalking	77	20
Forcible Rape	66	13
Forcible Sodomy	40	7
Sexual Assault W/Object	18	1
Forcible Fondling	73	8
Incest	4	2
Statutory Rape	30	8
Kidnaping/Abduction	52	25
<b>Total</b>	<b>12,002</b>	<b>3,209</b>

**TIBRS Group B Arrests**

Offense	Adult	Juvenile
Bad Checks	1	0
Curfew/Vagrancy	0	0
Disorderly Conduct	926	366
DUI	2,980	16
Drunkenness	1,419	8
Family-Non Violent	2	0
Liquor Law Violations	114	38
Peeping Tom	0	0
Runaway	0	756
Trespass	1,517	100
All Other Offenses	4,187	389
<b>Total Group B</b>	<b>11,146</b>	<b>1,673</b>

TIBRS Group A Offenses	Offenses		Arrests	
	Reported	Cleared	Adult	Juvenile
<b>Crimes Against Persons</b>				
Murder	80	50	45	6
Negligent Manslaughter	0	0	0	0
Kidnaping/Abduction	186	79	42	1
Forcible Rape	321	93	25	2
Forcible Sodomy	106	34	7	5
Sexual Assault W/Object	46	13	5	1
Forcible Fondling	301	78	26	5
Incest	4	2	2	0
Statutory Rape	61	23	13	0
Aggravated Assault	5,765	3,263	1,292	154
Simple Assault	13,058	9,055	2,334	427
Intimidation	4,586	2,588	315	69
Stalking	156	103	28	1
<b>Crimes Against Property</b>				
Arson	126	16	5	3
Bribery	1	0	0	0
Burglary	6,404	661	326	53
Counterfeiting/Forgery	453	91	66	2
Destruction/Damage/Vandalism	10,094	1,691	245	56
Embezzlement	364	93	71	1
Extortion/Blackmail	9	3	1	0
Fraud - False Pretenses	1,053	167	98	4
Fraud - Credit Card/ATM	454	16	4	0
Fraud - Impersonation	379	32	15	0
Fraud - Welfare	2	0	0	0
Fraud - Wire	15	0	0	0
Motor Vehicle Theft	2,945	289	95	37
Robbery	2,440	620	239	52
Stolen Property Offenses	27	20	19	0
Theft - Pocket-picking	95	8	1	0
Theft - Purse Snatching	127	23	7	1
Theft - Shoplifting	4,168	1,409	1,184	98
Theft From Building	4,444	388	56	9
Theft From Coin Machine	67	14	16	0
Theft From Motor Vehicle	5,343	200	104	9
Theft of Motor Vehicle Parts	3,933	84	44	1
Theft - All Other Larceny	5,342	757	211	17
<b>Crimes Against Society</b>				
Drug/Narcotic Violations	5,611	3,773	4,116	287
Drug/Narcotic Equipment Violations	3,871	2,813	1,231	19
Gambling - Betting/Wagering	17	8	9	0
Gambling - Operating/Promoting	24	14	15	0
Gambling - Equipment Violations	97	69	24	6
Gambling - Sports Tampering	0	0	0	0
Pornography/Obscene Material	15	3	0	0
Prostitution	429	281	211	2
Prostitution Assisting/Promoting	9	7	4	0
Weapon Law Violations	954	716	256	114
<b>Total Group A Offenses</b>	<b>83,982</b>	<b>29,647</b>	<b>12,807</b>	<b>1,442</b>



# New Hope Police Department - 2006

2005 Population Estimate 1,025

## Offense Overview

Offense Total 9  
Number Cleared 0  
Percent Cleared 0.00 %

Group A Crimes per 100,000 population 878.0

## Arrest Overview

Total Arrests 0  
Adult Arrests 0  
Juvenile Arrests 0  
Unknown Age 0

Arrests per 100,000 population 0.0

Average number offenses/incident 1.00

## Domestic Violence Victims

Offense	Total	Arrests
Murder	0	0
Aggravated Assault	1	0
Simple Assault	0	0
Intimidation	1	0
Stalking	0	0
Forcible Rape	0	0
Forcible Sodomy	0	0
Sexual Assault W/Object	0	0
Forcible Fondling	0	0
Incest	0	0
Statutory Rape	0	0
Kidnaping/Abduction	0	0
<b>Total</b>	<b>2</b>	<b>0</b>

## TIBRS Group B Arrests

Offense	Adult	Juvenile
Bad Checks	0	0
Curfew/Vagrancy	0	0
Disorderly Conduct	0	0
DUI	0	0
Drunkenness	0	0
Family-Non Violent	0	0
Liquor Law Violations	0	0
Peeping Tom	0	0
Runaway	0	0
Trespass	0	0
All Other Offenses	0	0
<b>Total Group B</b>	<b>0</b>	<b>0</b>

TIBRS Group A Offenses	Offenses		Arrests	
	Reported	Cleared	Adult	Juvenile
<b>Crimes Against Persons</b>				
Murder	0	0	0	0
Negligent Manslaughter	0	0	0	0
Kidnaping/Abduction	0	0	0	0
Forcible Rape	0	0	0	0
Forcible Sodomy	0	0	0	0
Sexual Assault W/Object	0	0	0	0
Forcible Fondling	0	0	0	0
Incest	0	0	0	0
Statutory Rape	0	0	0	0
Aggravated Assault	1	0	0	0
Simple Assault	1	0	0	0
Intimidation	1	0	0	0
Stalking	0	0	0	0
<b>Crimes Against Property</b>				
Arson	0	0	0	0
Bribery	0	0	0	0
Burglary	1	0	0	0
Counterfeiting/Forgery	0	0	0	0
Destruction/Damage/Vandalism	1	0	0	0
Embezzlement	0	0	0	0
Extortion/Blackmail	0	0	0	0
Fraud - False Pretenses	0	0	0	0
Fraud - Credit Card/ATM	0	0	0	0
Fraud - Impersonation	0	0	0	0
Fraud - Welfare	0	0	0	0
Fraud - Wire	0	0	0	0
Motor Vehicle Theft	1	0	0	0
Robbery	0	0	0	0
Stolen Property Offenses	0	0	0	0
Theft - Pocket-picking	0	0	0	0
Theft - Purse Snatching	0	0	0	0
Theft - Shoplifting	0	0	0	0
Theft From Building	0	0	0	0
Theft From Coin Machine	0	0	0	0
Theft From Motor Vehicle	1	0	0	0
Theft of Motor Vehicle Parts	0	0	0	0
Theft - All Other Larceny	2	0	0	0
<b>Crimes Against Society</b>				
Drug/Narcotic Violations	0	0	0	0
Drug/Narcotic Equipment Violations	0	0	0	0
Gambling - Betting/Wagering	0	0	0	0
Gambling - Operating/Promoting	0	0	0	0
Gambling - Equipment Violations	0	0	0	0
Gambling - Sports Tampering	0	0	0	0
Pornography/Obscene Material	0	0	0	0
Prostitution	0	0	0	0
Prostitution Assisting/Promoting	0	0	0	0
Weapon Law Violations	0	0	0	0
<b>Total Group A Offenses</b>	<b>9</b>	<b>0</b>	<b>0</b>	<b>0</b>



# New Johnsville Police Department - 2006

**2005 Population Estimate** 1,964

## Offense Overview

Offense Total 60  
 Number Cleared 31  
 Percent Cleared 51.67 %

Group A Crimes per 100,000 population 3,055.0

## Arrest Overview

Total Arrests 51  
 Adult Arrests 51  
 Juvenile Arrests 0  
 Unknown Age 0

Arrests per 100,000 population 2,596.7

Average number offenses/incident 1.15

## Domestic Violence Victims

Offense	Total	Arrests
Murder	0	0
Aggravated Assault	1	1
Simple Assault	9	9
Intimidation	0	0
Stalking	0	0
Forcible Rape	0	0
Forcible Sodomy	0	0
Sexual Assault W/Object	0	0
Forcible Fondling	0	0
Incest	0	0
Statutory Rape	0	0
Kidnaping/Abduction	0	0
<b>Total</b>	<b>10</b>	<b>10</b>

## TIBRS Group B Arrests

Offense	Adult	Juvenile
Bad Checks	0	0
Curfew/Vagrancy	0	0
Disorderly Conduct	0	0
DUI	17	0
Drunkenness	1	0
Family-Non Violent	0	0
Liquor Law Violations	1	0
Peeping Tom	0	0
Runaway	0	0
Trespass	0	0
All Other Offenses	5	0
<b>Total Group B</b>	<b>24</b>	<b>0</b>

TIBRS Group A Offenses	Offenses		Arrests	
	Reported	Cleared	Adult	Juvenile
<b>Crimes Against Persons</b>				
Murder	0	0	0	0
Negligent Manslaughter	0	0	0	0
Kidnaping/Abduction	0	0	0	0
Forcible Rape	1	0	0	0
Forcible Sodomy	0	0	0	0
Sexual Assault W/Object	0	0	0	0
Forcible Fondling	0	0	0	0
Incest	0	0	0	0
Statutory Rape	0	0	0	0
Aggravated Assault	2	1	1	0
Simple Assault	13	13	13	0
Intimidation	1	0	0	0
Stalking	0	0	0	0
<b>Crimes Against Property</b>				
Arson	0	0	0	0
Bribery	0	0	0	0
Burglary	3	0	0	0
Counterfeiting/Forgery	4	2	1	0
Destruction/Damage/Vandalism	11	1	2	0
Embezzlement	0	0	0	0
Extortion/Blackmail	0	0	0	0
Fraud - False Pretenses	0	0	0	0
Fraud - Credit Card/ATM	0	0	0	0
Fraud - Impersonation	0	0	0	0
Fraud - Welfare	0	0	0	0
Fraud - Wire	0	0	0	0
Motor Vehicle Theft	0	0	0	0
Robbery	0	0	0	0
Stolen Property Offenses	0	0	0	0
Theft - Pocket-picking	0	0	0	0
Theft - Purse Snatching	0	0	0	0
Theft - Shoplifting	0	0	0	0
Theft From Building	3	0	0	0
Theft From Coin Machine	0	0	0	0
Theft From Motor Vehicle	2	0	0	0
Theft of Motor Vehicle Parts	1	0	0	0
Theft - All Other Larceny	5	1	1	0
<b>Crimes Against Society</b>				
Drug/Narcotic Violations	8	8	7	0
Drug/Narcotic Equipment Violations	5	4	1	0
Gambling - Betting/Wagering	0	0	0	0
Gambling - Operating/Promoting	0	0	0	0
Gambling - Equipment Violations	0	0	0	0
Gambling - Sports Tampering	0	0	0	0
Pornography/Obscene Material	0	0	0	0
Prostitution	0	0	0	0
Prostitution Assisting/Promoting	0	0	0	0
Weapon Law Violations	1	1	1	0
<b>Total Group A Offenses</b>	<b>60</b>	<b>31</b>	<b>27</b>	<b>0</b>





**2005 Population Estimate**                      **1,318**

**Offense Overview**

Offense Total                                      5  
 Number Cleared                                2  
 Percent Cleared                                40.00 %

Group A Crimes per 100,000 population                      379.4

**Arrest Overview**

Total Arrests                                      2  
 Adult Arrests                                      2  
 Juvenile Arrests                                0  
 Unknown Age                                      0

Arrests per 100,000 population                      151.7

Average number offenses/incident                      1.00

**Domestic Violence Victims**

Offense	Total	Arrests
Murder	0	0
Aggravated Assault	0	0
Simple Assault	0	0
Intimidation	1	0
Stalking	0	0
Forcible Rape	0	0
Forcible Sodomy	0	0
Sexual Assault W/Object	0	0
Forcible Fondling	0	0
Incest	0	0
Statutory Rape	0	0
Kidnaping/Abduction	0	0
<b>Total</b>	<b>1</b>	<b>0</b>

**TIBRS Group B Arrests**

Offense	Adult	Juvenile
Bad Checks	0	0
Curfew/Vagrancy	0	0
Disorderly Conduct	0	0
DUI	0	0
Drunkenness	0	0
Family-Non Violent	0	0
Liquor Law Violations	0	0
Peeping Tom	0	0
Runaway	0	0
Trespass	0	0
All Other Offenses	0	0
<b>Total Group B</b>	<b>0</b>	<b>0</b>

TIBRS Group A Offenses	Offenses		Arrests	
	Reported	Cleared	Adult	Juvenile
<b>Crimes Against Persons</b>				
Murder	0	0	0	0
Negligent Manslaughter	0	0	0	0
Kidnaping/Abduction	0	0	0	0
Forcible Rape	0	0	0	0
Forcible Sodomy	0	0	0	0
Sexual Assault W/Object	0	0	0	0
Forcible Fondling	0	0	0	0
Incest	0	0	0	0
Statutory Rape	0	0	0	0
Aggravated Assault	0	0	0	0
Simple Assault	0	0	0	0
Intimidation	1	0	0	0
Stalking	0	0	0	0
<b>Crimes Against Property</b>				
Arson	0	0	0	0
Bribery	0	0	0	0
Burglary	0	0	0	0
Counterfeiting/Forgery	0	0	0	0
Destruction/Damage/Vandalism	0	0	0	0
Embezzlement	0	0	0	0
Extortion/Blackmail	0	0	0	0
Fraud - False Pretenses	0	0	0	0
Fraud - Credit Card/ATM	0	0	0	0
Fraud - Impersonation	0	0	0	0
Fraud - Welfare	0	0	0	0
Fraud - Wire	0	0	0	0
Motor Vehicle Theft	0	0	0	0
Robbery	0	0	0	0
Stolen Property Offenses	0	0	0	0
Theft - Pocket-picking	0	0	0	0
Theft - Purse Snatching	0	0	0	0
Theft - Shoplifting	1	1	1	0
Theft From Building	1	0	0	0
Theft From Coin Machine	0	0	0	0
Theft From Motor Vehicle	1	0	0	0
Theft of Motor Vehicle Parts	0	0	0	0
Theft - All Other Larceny	0	0	0	0
<b>Crimes Against Society</b>				
Drug/Narcotic Violations	1	1	1	0
Drug/Narcotic Equipment Violations	0	0	0	0
Gambling - Betting/Wagering	0	0	0	0
Gambling - Operating/Promoting	0	0	0	0
Gambling - Equipment Violations	0	0	0	0
Gambling - Sports Tampering	0	0	0	0
Pornography/Obscene Material	0	0	0	0
Prostitution	0	0	0	0
Prostitution Assisting/Promoting	0	0	0	0
Weapon Law Violations	0	0	0	0
<b>Total Group A Offenses</b>	<b>5</b>	<b>2</b>	<b>2</b>	<b>0</b>



# New Tazewell Police Department - 2006

**2005 Population Estimate**                      **2,882**

**Offense Overview**

Offense Total                                      345  
 Number Cleared                                90  
 Percent Cleared                                26.09 %

Group A Crimes per 100,000  
 population                                      11,970.9

**Arrest Overview**

Total Arrests                                    138  
 Adult Arrests                                    126  
 Juvenile Arrests                                12  
 Unknown Age                                    0

Arrests per 100,000 population            4,788.3

Average number offenses/incident        1.02

**Domestic Violence Victims**

Offense	Total	Arrests
Murder	0	0
Aggravated Assault	5	5
Simple Assault	20	11
Intimidation	4	0
Stalking	0	0
Forcible Rape	1	0
Forcible Sodomy	0	0
Sexual Assault W/Object	0	0
Forcible Fondling	0	0
Incest	0	0
Statutory Rape	0	0
Kidnaping/Abduction	1	1
<b>Total</b>	<b>31</b>	<b>17</b>

**TIBRS Group B Arrests**

Offense	Adult	Juvenile
Bad Checks	0	0
Curfew/Vagrancy	1	0
Disorderly Conduct	2	0
DUI	5	0
Drunkenness	31	0
Family-Non Violent	0	1
Liquor Law Violations	0	0
Peeping Tom	0	0
Runaway	0	1
Trespass	1	0
All Other Offenses	2	0
<b>Total Group B</b>	<b>42</b>	<b>2</b>

TIBRS Group A Offenses	Offenses		Arrests	
	Reported	Cleared	Adult	Juvenile
<b>Crimes Against Persons</b>				
Murder	0	0	0	0
Negligent Manslaughter	0	0	0	0
Kidnaping/Abduction	1	1	1	0
Forcible Rape	3	0	0	0
Forcible Sodomy	0	0	0	0
Sexual Assault W/Object	0	0	0	0
Forcible Fondling	1	0	0	0
Incest	0	0	0	0
Statutory Rape	0	0	0	0
Aggravated Assault	12	9	6	2
Simple Assault	39	16	14	1
Intimidation	9	0	0	0
Stalking	0	0	0	0
<b>Crimes Against Property</b>				
Arson	0	0	0	0
Bribery	0	0	0	0
Burglary	34	3	3	1
Counterfeiting/Forgery	8	4	4	0
Destruction/Damage/Vandalism	38	5	4	0
Embezzlement	3	2	2	0
Extortion/Blackmail	1	0	0	0
Fraud - False Pretenses	1	0	0	0
Fraud - Credit Card/ATM	0	0	0	0
Fraud - Impersonation	0	0	0	0
Fraud - Welfare	0	0	0	0
Fraud - Wire	0	0	0	0
Motor Vehicle Theft	9	1	2	0
Robbery	2	1	1	0
Stolen Property Offenses	0	0	0	0
Theft - Pocket-picking	2	0	0	0
Theft - Purse Snatching	0	0	0	0
Theft - Shoplifting	28	18	19	3
Theft From Building	7	1	0	0
Theft From Coin Machine	7	0	0	0
Theft From Motor Vehicle	23	0	0	0
Theft of Motor Vehicle Parts	8	0	0	0
Theft - All Other Larceny	85	5	8	0
<b>Crimes Against Society</b>				
Drug/Narcotic Violations	20	20	16	2
Drug/Narcotic Equipment Violations	1	1	1	0
Gambling - Betting/Wagering	0	0	0	0
Gambling - Operating/Promoting	0	0	0	0
Gambling - Equipment Violations	0	0	0	0
Gambling - Sports Tampering	0	0	0	0
Pornography/Obscene Material	0	0	0	0
Prostitution	0	0	0	0
Prostitution Assisting/Promoting	1	1	1	0
Weapon Law Violations	2	2	2	1
<b>Total Group A Offenses</b>	<b>345</b>	<b>90</b>	<b>84</b>	<b>10</b>



# Newbern Police Department - 2006

**2005 Population Estimate** 3,089

## Offense Overview

Offense Total 377  
 Number Cleared 254  
 Percent Cleared 67.37 %

Group A Crimes per 100,000 population 12,204.6

## Arrest Overview

Total Arrests 349  
 Adult Arrests 247  
 Juvenile Arrests 102  
 Unknown Age 0

Arrests per 100,000 population 11,298.2

Average number offenses/incident 1.23

## Domestic Violence Victims

Offense	Total	Arrests
Murder	0	0
Aggravated Assault	7	4
Simple Assault	28	22
Intimidation	4	2
Stalking	0	0
Forcible Rape	0	0
Forcible Sodomy	0	0
Sexual Assault W/Object	0	0
Forcible Fondling	2	1
Incest	0	0
Statutory Rape	1	1
Kidnaping/Abduction	0	0
<b>Total</b>	<b>42</b>	<b>30</b>

## TIBRS Group B Arrests

Offense	Adult	Juvenile
Bad Checks	38	0
Curfew/Vagrancy	0	0
Disorderly Conduct	3	19
DUI	16	0
Drunkenness	14	0
Family-Non Violent	0	0
Liquor Law Violations	9	1
Peeping Tom	0	0
Runaway	0	4
Trespass	1	2
All Other Offenses	39	10
<b>Total Group B</b>	<b>120</b>	<b>36</b>

TIBRS Group A Offenses	Offenses		Arrests	
	Reported	Cleared	Adult	Juvenile
<b>Crimes Against Persons</b>				
Murder	0	0	0	0
Negligent Manslaughter	0	0	0	0
Kidnaping/Abduction	1	1	1	0
Forcible Rape	1	0	0	0
Forcible Sodomy	0	0	0	0
Sexual Assault W/Object	0	0	0	0
Forcible Fondling	3	3	1	1
Incest	0	0	0	0
Statutory Rape	1	1	1	0
Aggravated Assault	18	15	9	1
Simple Assault	59	47	30	11
Intimidation	17	12	6	2
Stalking	0	0	0	0
<b>Crimes Against Property</b>				
Arson	0	0	0	0
Bribery	0	0	0	0
Burglary	19	8	3	3
Counterfeiting/Forgery	24	17	5	0
Destruction/Damage/Vandalism	64	30	5	25
Embezzlement	1	1	1	0
Extortion/Blackmail	0	0	0	0
Fraud - False Pretenses	24	17	0	0
Fraud - Credit Card/ATM	2	1	0	0
Fraud - Impersonation	2	0	0	0
Fraud - Welfare	0	0	0	0
Fraud - Wire	0	0	0	0
Motor Vehicle Theft	2	2	1	0
Robbery	3	2	1	0
Stolen Property Offenses	0	0	0	0
Theft - Pocket-picking	1	0	0	0
Theft - Purse Snatching	0	0	0	0
Theft - Shoplifting	10	10	7	3
Theft From Building	14	6	3	1
Theft From Coin Machine	1	0	0	0
Theft From Motor Vehicle	9	0	0	0
Theft of Motor Vehicle Parts	4	0	0	0
Theft - All Other Larceny	22	6	5	1
<b>Crimes Against Society</b>				
Drug/Narcotic Violations	46	46	40	13
Drug/Narcotic Equipment Violations	17	17	4	0
Gambling - Betting/Wagering	0	0	0	0
Gambling - Operating/Promoting	0	0	0	0
Gambling - Equipment Violations	0	0	0	0
Gambling - Sports Tampering	0	0	0	0
Pornography/Obscene Material	0	0	0	0
Prostitution	0	0	0	0
Prostitution Assisting/Promoting	0	0	0	0
Weapon Law Violations	12	12	4	5
<b>Total Group A Offenses</b>	<b>377</b>	<b>254</b>	<b>127</b>	<b>66</b>



# Newport Police Department - 2006

**2005 Population Estimate** 7,299

## Offense Overview

Offense Total 1,377  
Number Cleared 335  
Percent Cleared 24.33 %

Group A Crimes per 100,000 population 18,865.6

## Arrest Overview

Total Arrests 469  
Adult Arrests 453  
Juvenile Arrests 16  
Unknown Age 0

Arrests per 100,000 population 6,425.5

Average number offenses/incident 1.06

## Domestic Violence Victims

Offense	Total	Arrests
Murder	0	0
Aggravated Assault	16	7
Simple Assault	49	19
Intimidation	17	1
Stalking	1	0
Forcible Rape	0	0
Forcible Sodomy	0	0
Sexual Assault W/Object	0	0
Forcible Fondling	0	0
Incest	0	0
Statutory Rape	0	0
Kidnaping/Abduction	0	0
<b>Total</b>	<b>83</b>	<b>27</b>

## TIBRS Group B Arrests

Offense	Adult	Juvenile
Bad Checks	0	0
Curfew/Vagrancy	0	0
Disorderly Conduct	11	0
DUI	43	0
Drunkenness	77	0
Family-Non Violent	4	0
Liquor Law Violations	1	0
Peeping Tom	0	0
Runaway	0	3
Trespass	13	0
All Other Offenses	75	2
<b>Total Group B</b>	<b>224</b>	<b>5</b>

TIBRS Group A Offenses	Offenses		Arrests	
	Reported	Cleared	Adult	Juvenile
<b>Crimes Against Persons</b>				
Murder	0	0	0	0
Negligent Manslaughter	0	0	0	0
Kidnaping/Abduction	0	0	1	0
Forcible Rape	6	2	1	1
Forcible Sodomy	1	0	0	0
Sexual Assault W/Object	0	0	0	0
Forcible Fondling	1	0	0	0
Incest	0	0	0	0
Statutory Rape	3	2	2	0
Aggravated Assault	77	35	17	1
Simple Assault	158	71	41	0
Intimidation	86	28	4	0
Stalking	2	0	0	0
<b>Crimes Against Property</b>				
Arson	2	0	0	0
Bribery	0	0	0	0
Burglary	76	8	5	2
Counterfeiting/Forgery	53	13	18	0
Destruction/Damage/Vandalism	115	10	7	5
Embezzlement	6	4	1	0
Extortion/Blackmail	0	0	0	0
Fraud - False Pretenses	39	7	1	0
Fraud - Credit Card/ATM	5	3	2	0
Fraud - Impersonation	0	0	1	0
Fraud - Welfare	0	0	0	0
Fraud - Wire	0	0	0	0
Motor Vehicle Theft	48	3	2	0
Robbery	14	7	7	0
Stolen Property Offenses	0	0	0	0
Theft - Pocket-picking	0	0	0	0
Theft - Purse Snatching	4	3	0	0
Theft - Shoplifting	103	53	49	0
Theft From Building	77	7	0	0
Theft From Coin Machine	1	0	0	0
Theft From Motor Vehicle	151	8	1	0
Theft of Motor Vehicle Parts	46	0	0	0
Theft - All Other Larceny	250	21	26	1
<b>Crimes Against Society</b>				
Drug/Narcotic Violations	32	29	28	1
Drug/Narcotic Equipment Violations	19	19	13	0
Gambling - Betting/Wagering	0	0	0	0
Gambling - Operating/Promoting	0	0	0	0
Gambling - Equipment Violations	0	0	0	0
Gambling - Sports Tampering	0	0	0	0
Pornography/Obscene Material	0	0	0	0
Prostitution	0	0	0	0
Prostitution Assisting/Promoting	0	0	0	0
Weapon Law Violations	2	2	2	0
<b>Total Group A Offenses</b>	<b>1,377</b>	<b>335</b>	<b>229</b>	<b>11</b>



2005 Population Estimate 796

**Offense Overview**

Offense Total 39  
Number Cleared 7  
Percent Cleared 17.95 %

Group A Crimes per 100,000 population 4,899.5

**Arrest Overview**

Total Arrests 18  
Adult Arrests 18  
Juvenile Arrests 0  
Unknown Age 0

Arrests per 100,000 population 2,261.3

Average number offenses/incident 1.05

**Domestic Violence Victims**

Offense	Total	Arrests
Murder	0	0
Aggravated Assault	1	0
Simple Assault	0	0
Intimidation	0	0
Stalking	0	0
Forcible Rape	0	0
Forcible Sodomy	0	0
Sexual Assault W/Object	0	0
Forcible Fondling	0	0
Incest	0	0
Statutory Rape	0	0
Kidnaping/Abduction	0	0
<b>Total</b>	<b>1</b>	<b>0</b>

**TIBRS Group B Arrests**

Offense	Adult	Juvenile
Bad Checks	0	0
Curfew/Vagrancy	0	0
Disorderly Conduct	0	0
DUI	5	0
Drunkenness	3	0
Family-Non Violent	0	0
Liquor Law Violations	1	0
Peeping Tom	0	0
Runaway	0	0
Trespass	0	0
All Other Offenses	4	0
<b>Total Group B</b>	<b>13</b>	<b>0</b>

TIBRS Group A Offenses	Offenses		Arrests	
	Reported	Cleared	Adult	Juvenile
<b>Crimes Against Persons</b>				
Murder	0	0	0	0
Negligent Manslaughter	0	0	0	0
Kidnaping/Abduction	0	0	0	0
Forcible Rape	0	0	0	0
Forcible Sodomy	0	0	0	0
Sexual Assault W/Object	0	0	0	0
Forcible Fondling	0	0	0	0
Incest	0	0	0	0
Statutory Rape	0	0	0	0
Aggravated Assault	2	0	0	0
Simple Assault	2	1	0	0
Intimidation	4	0	0	0
Stalking	0	0	0	0
<b>Crimes Against Property</b>				
Arson	0	0	0	0
Bribery	0	0	0	0
Burglary	9	0	0	0
Counterfeiting/Forgery	1	0	0	0
Destruction/Damage/Vandalism	3	0	0	0
Embezzlement	0	0	0	0
Extortion/Blackmail	0	0	0	0
Fraud - False Pretenses	2	0	0	0
Fraud - Credit Card/ATM	1	0	0	0
Fraud - Impersonation	0	0	0	0
Fraud - Welfare	0	0	0	0
Fraud - Wire	0	0	0	0
Motor Vehicle Theft	3	0	0	0
Robbery	0	0	0	0
Stolen Property Offenses	1	1	1	0
Theft - Pocket-picking	0	0	0	0
Theft - Purse Snatching	0	0	0	0
Theft - Shoplifting	0	0	0	0
Theft From Building	2	1	1	0
Theft From Coin Machine	0	0	0	0
Theft From Motor Vehicle	1	0	0	0
Theft of Motor Vehicle Parts	1	0	0	0
Theft - All Other Larceny	3	0	0	0
<b>Crimes Against Society</b>				
Drug/Narcotic Violations	3	3	3	0
Drug/Narcotic Equipment Violations	0	0	0	0
Gambling - Betting/Wagering	0	0	0	0
Gambling - Operating/Promoting	0	0	0	0
Gambling - Equipment Violations	0	0	0	0
Gambling - Sports Tampering	0	0	0	0
Pornography/Obscene Material	0	0	0	0
Prostitution	0	0	0	0
Prostitution Assisting/Promoting	0	0	0	0
Weapon Law Violations	1	1	0	0
<b>Total Group A Offenses</b>	<b>39</b>	<b>7</b>	<b>5</b>	<b>0</b>



# Nolensville Police Department - 2006

**2005 Population Estimate** 2,571

## Offense Overview

Offense Total 127  
 Number Cleared 26  
 Percent Cleared 20.47 %

Group A Crimes per 100,000 population 4,939.7

## Arrest Overview

Total Arrests 55  
 Adult Arrests 44  
 Juvenile Arrests 11  
 Unknown Age 0

Arrests per 100,000 population 2,139.2

Average number offenses/incident 1.11

## Domestic Violence Victims

Offense	Total	Arrests
Murder	0	0
Aggravated Assault	2	2
Simple Assault	8	3
Intimidation	1	0
Stalking	0	0
Forcible Rape	0	0
Forcible Sodomy	0	0
Sexual Assault W/Object	0	0
Forcible Fondling	0	0
Incest	0	0
Statutory Rape	0	0
Kidnaping/Abduction	0	0
<b>Total</b>	<b>11</b>	<b>5</b>

## TIBRS Group B Arrests

Offense	Adult	Juvenile
Bad Checks	0	0
Curfew/Vagrancy	0	3
Disorderly Conduct	2	0
DUI	23	1
Drunkenness	0	0
Family-Non Violent	0	0
Liquor Law Violations	0	0
Peeping Tom	0	0
Runaway	0	2
Trespass	0	0
All Other Offenses	1	1
<b>Total Group B</b>	<b>26</b>	<b>7</b>

TIBRS Group A Offenses	Offenses		Arrests	
	Reported	Cleared	Adult	Juvenile
<b>Crimes Against Persons</b>				
Murder	0	0	0	0
Negligent Manslaughter	0	0	0	0
Kidnaping/Abduction	0	0	0	0
Forcible Rape	0	0	0	0
Forcible Sodomy	0	0	0	0
Sexual Assault W/Object	0	0	0	0
Forcible Fondling	0	0	0	0
Incest	0	0	0	0
Statutory Rape	0	0	0	0
Aggravated Assault	3	2	2	0
Simple Assault	13	3	2	1
Intimidation	9	0	0	0
Stalking	0	0	0	0
<b>Crimes Against Property</b>				
Arson	0	0	0	0
Bribery	0	0	0	0
Burglary	17	0	0	0
Counterfeiting/Forgery	4	0	0	0
Destruction/Damage/Vandalism	28	2	1	1
Embezzlement	0	0	0	0
Extortion/Blackmail	0	0	0	0
Fraud - False Pretenses	1	0	0	0
Fraud - Credit Card/ATM	1	1	1	0
Fraud - Impersonation	2	2	2	0
Fraud - Welfare	0	0	0	0
Fraud - Wire	0	0	0	0
Motor Vehicle Theft	1	0	0	0
Robbery	1	0	0	0
Stolen Property Offenses	0	0	0	0
Theft - Pocket-picking	0	0	0	0
Theft - Purse Snatching	0	0	0	0
Theft - Shoplifting	0	0	0	0
Theft From Building	13	0	0	0
Theft From Coin Machine	0	0	0	0
Theft From Motor Vehicle	5	0	0	0
Theft of Motor Vehicle Parts	7	0	0	0
Theft - All Other Larceny	6	0	0	0
<b>Crimes Against Society</b>				
Drug/Narcotic Violations	9	9	8	2
Drug/Narcotic Equipment Violations	7	7	2	0
Gambling - Betting/Wagering	0	0	0	0
Gambling - Operating/Promoting	0	0	0	0
Gambling - Equipment Violations	0	0	0	0
Gambling - Sports Tampering	0	0	0	0
Pornography/Obscene Material	0	0	0	0
Prostitution	0	0	0	0
Prostitution Assisting/Promoting	0	0	0	0
Weapon Law Violations	0	0	0	0
<b>Total Group A Offenses</b>	<b>127</b>	<b>26</b>	<b>18</b>	<b>4</b>



2005 Population Estimate 1,439

**Offense Overview**

Offense Total 22  
 Number Cleared 2  
 Percent Cleared 9.09 %

Group A Crimes per 100,000 population 1,528.8

**Arrest Overview**

Total Arrests 11  
 Adult Arrests 11  
 Juvenile Arrests 0  
 Unknown Age 0

Arrests per 100,000 population 764.4

Average number offenses/incident 1.00

**Domestic Violence Victims**

Offense	Total	Arrests
Murder	0	0
Aggravated Assault	0	0
Simple Assault	0	0
Intimidation	0	0
Stalking	0	0
Forcible Rape	0	0
Forcible Sodomy	0	0
Sexual Assault W/Object	0	0
Forcible Fondling	0	0
Incest	0	0
Statutory Rape	0	0
Kidnaping/Abduction	0	0
<b>Total</b>	<b>0</b>	<b>0</b>

**TIBRS Group B Arrests**

Offense	Adult	Juvenile
Bad Checks	0	0
Curfew/Vagrancy	0	0
Disorderly Conduct	0	0
DUI	4	0
Drunkenness	2	0
Family-Non Violent	0	0
Liquor Law Violations	0	0
Peeping Tom	0	0
Runaway	0	0
Trespass	0	0
All Other Offenses	3	0
<b>Total Group B</b>	<b>9</b>	<b>0</b>

TIBRS Group A Offenses	Offenses		Arrests	
	Reported	Cleared	Adult	Juvenile
<b>Crimes Against Persons</b>				
Murder	0	0	0	0
Negligent Manslaughter	0	0	0	0
Kidnaping/Abduction	0	0	0	0
Forcible Rape	0	0	0	0
Forcible Sodomy	0	0	0	0
Sexual Assault W/Object	0	0	0	0
Forcible Fondling	0	0	0	0
Incest	0	0	0	0
Statutory Rape	0	0	0	0
Aggravated Assault	0	0	0	0
Simple Assault	1	0	0	0
Intimidation	0	0	0	0
Stalking	0	0	0	0
<b>Crimes Against Property</b>				
Arson	0	0	0	0
Bribery	0	0	0	0
Burglary	4	0	0	0
Counterfeiting/Forgery	0	0	0	0
Destruction/Damage/Vandalism	5	0	0	0
Embezzlement	0	0	0	0
Extortion/Blackmail	0	0	0	0
Fraud - False Pretenses	0	0	0	0
Fraud - Credit Card/ATM	0	0	0	0
Fraud - Impersonation	0	0	0	0
Fraud - Welfare	0	0	0	0
Fraud - Wire	0	0	0	0
Motor Vehicle Theft	0	0	0	0
Robbery	0	0	0	0
Stolen Property Offenses	0	0	0	0
Theft - Pocket-picking	0	0	0	0
Theft - Purse Snatching	0	0	0	0
Theft - Shoplifting	0	0	0	0
Theft From Building	0	0	0	0
Theft From Coin Machine	0	0	0	0
Theft From Motor Vehicle	3	0	0	0
Theft of Motor Vehicle Parts	0	0	0	0
Theft - All Other Larceny	7	0	0	0
<b>Crimes Against Society</b>				
Drug/Narcotic Violations	2	2	2	0
Drug/Narcotic Equipment Violations	0	0	0	0
Gambling - Betting/Wagering	0	0	0	0
Gambling - Operating/Promoting	0	0	0	0
Gambling - Equipment Violations	0	0	0	0
Gambling - Sports Tampering	0	0	0	0
Pornography/Obscene Material	0	0	0	0
Prostitution	0	0	0	0
Prostitution Assisting/Promoting	0	0	0	0
Weapon Law Violations	0	0	0	0
<b>Total Group A Offenses</b>	<b>22</b>	<b>2</b>	<b>2</b>	<b>0</b>



# Oak Ridge Police Department - 2006

**2005 Population Estimate**                      **27,297**

**Offense Overview**

Offense Total                                      3,284

Number Cleared                                1,114

Percent Cleared                                33.92 %

Group A Crimes per 100,000  
population                                      12,030.6

**Arrest Overview**

Total Arrests                                    1,284

Adult Arrests                                    1,120

Juvenile Arrests                                164

Unknown Age                                    0

Arrests per 100,000 population            4,703.8

Average number offenses/incident        1.15

**Domestic Violence Victims**

Offense	Total	Arrests
Murder	0	0
Aggravated Assault	17	10
Simple Assault	186	109
Intimidation	19	6
Stalking	1	0
Forcible Rape	2	0
Forcible Sodomy	0	0
Sexual Assault W/Object	0	0
Forcible Fondling	1	1
Incest	0	0
Statutory Rape	2	0
Kidnaping/Abduction	6	5
<b>Total</b>	<b>234</b>	<b>131</b>

**TIBRS Group B Arrests**

Offense	Adult	Juvenile
Bad Checks	2	0
Curfew/Vagrancy	0	0
Disorderly Conduct	35	4
DUI	84	0
Drunkenness	87	4
Family-Non Violent	6	0
Liquor Law Violations	11	8
Peeping Tom	0	0
Runaway	0	33
Trespass	19	2
All Other Offenses	68	10
<b>Total Group B</b>	<b>312</b>	<b>61</b>

TIBRS Group A Offenses	Offenses		Arrests	
	Reported	Cleared	Adult	Juvenile
<b>Crimes Against Persons</b>				
Murder	1	1	1	0
Negligent Manslaughter	0	0	0	0
Kidnaping/Abduction	12	8	9	0
Forcible Rape	17	0	0	0
Forcible Sodomy	2	0	0	0
Sexual Assault W/Object	1	0	0	0
Forcible Fondling	8	3	3	0
Incest	0	0	0	0
Statutory Rape	7	3	2	0
Aggravated Assault	95	64	40	8
Simple Assault	326	183	129	26
Intimidation	57	17	11	0
Stalking	4	2	0	0
<b>Crimes Against Property</b>				
Arson	6	1	0	0
Bribery	0	0	0	0
Burglary	354	46	21	16
Counterfeiting/Forgery	87	33	31	0
Destruction/Damage/Vandalism	375	59	15	7
Embezzlement	21	7	8	0
Extortion/Blackmail	0	0	0	0
Fraud - False Pretenses	54	18	14	0
Fraud - Credit Card/ATM	66	16	11	1
Fraud - Impersonation	78	36	32	0
Fraud - Welfare	0	0	0	0
Fraud - Wire	3	2	2	0
Motor Vehicle Theft	111	22	10	4
Robbery	36	10	10	0
Stolen Property Offenses	49	47	42	4
Theft - Pocket-picking	1	0	0	0
Theft - Purse Snatching	2	1	1	0
Theft - Shoplifting	144	123	112	20
Theft From Building	295	51	21	2
Theft From Coin Machine	29	1	1	0
Theft From Motor Vehicle	327	10	7	1
Theft of Motor Vehicle Parts	106	8	5	0
Theft - All Other Larceny	291	31	20	1
<b>Crimes Against Society</b>				
Drug/Narcotic Violations	162	156	149	12
Drug/Narcotic Equipment Violations	138	137	91	1
Gambling - Betting/Wagering	0	0	0	0
Gambling - Operating/Promoting	0	0	0	0
Gambling - Equipment Violations	0	0	0	0
Gambling - Sports Tampering	0	0	0	0
Pornography/Obscene Material	0	0	0	0
Prostitution	0	0	0	0
Prostitution Assisting/Promoting	0	0	0	0
Weapon Law Violations	19	18	10	0
<b>Total Group A Offenses</b>	<b>3,284</b>	<b>1,114</b>	<b>808</b>	<b>103</b>





**2005 Population Estimate**                      **2,469**

**Offense Overview**

Offense Total                                      234  
 Number Cleared                                156  
 Percent Cleared                                66.67 %

Group A Crimes per 100,000  
 population                                      9,477.5

**Arrest Overview**

Total Arrests                                    203  
 Adult Arrests                                    159  
 Juvenile Arrests                                44  
 Unknown Age                                    0

Arrests per 100,000 population            8,222.0

Average number offenses/incident        1.20

**Domestic Violence Victims**

Offense	Total	Arrests
Murder	0	0
Aggravated Assault	3	3
Simple Assault	19	18
Intimidation	1	0
Stalking	0	0
Forcible Rape	0	0
Forcible Sodomy	0	0
Sexual Assault W/Object	0	0
Forcible Fondling	0	0
Incest	0	0
Statutory Rape	0	0
Kidnaping/Abduction	0	0
<b>Total</b>	<b>23</b>	<b>21</b>

**TIBRS Group B Arrests**

Offense	Adult	Juvenile
Bad Checks	0	0
Curfew/Vagrancy	0	0
Disorderly Conduct	9	1
DUI	21	1
Drunkenness	11	0
Family-Non Violent	0	2
Liquor Law Violations	13	8
Peeping Tom	0	0
Runaway	0	2
Trespass	3	0
All Other Offenses	5	6
<b>Total Group B</b>	<b>62</b>	<b>20</b>

TIBRS Group A Offenses	Offenses		Arrests	
	Reported	Cleared	Adult	Juvenile
<b>Crimes Against Persons</b>				
Murder	0	0	0	0
Negligent Manslaughter	0	0	0	0
Kidnaping/Abduction	0	0	0	0
Forcible Rape	0	0	0	0
Forcible Sodomy	0	0	0	0
Sexual Assault W/Object	0	0	0	0
Forcible Fondling	1	1	0	1
Incest	0	0	0	0
Statutory Rape	0	0	0	0
Aggravated Assault	10	10	4	0
Simple Assault	40	40	26	8
Intimidation	8	8	2	4
Stalking	0	0	0	0
<b>Crimes Against Property</b>				
Arson	0	0	0	0
Bribery	0	0	0	0
Burglary	11	2	1	0
Counterfeiting/Forgery	15	10	5	0
Destruction/Damage/Vandalism	23	5	3	2
Embezzlement	1	1	0	0
Extortion/Blackmail	0	0	0	0
Fraud - False Pretenses	8	5	2	0
Fraud - Credit Card/ATM	7	2	0	1
Fraud - Impersonation	2	2	2	0
Fraud - Welfare	0	0	0	0
Fraud - Wire	0	0	0	0
Motor Vehicle Theft	8	2	0	0
Robbery	0	0	0	0
Stolen Property Offenses	1	1	1	0
Theft - Pocket-picking	1	1	0	1
Theft - Purse Snatching	0	0	0	0
Theft - Shoplifting	12	11	11	2
Theft From Building	12	6	4	0
Theft From Coin Machine	0	0	0	0
Theft From Motor Vehicle	3	1	1	0
Theft of Motor Vehicle Parts	5	0	0	0
Theft - All Other Larceny	24	6	1	0
<b>Crimes Against Society</b>				
Drug/Narcotic Violations	25	25	27	5
Drug/Narcotic Equipment Violations	13	13	1	0
Gambling - Betting/Wagering	0	0	0	0
Gambling - Operating/Promoting	0	0	0	0
Gambling - Equipment Violations	0	0	0	0
Gambling - Sports Tampering	0	0	0	0
Pornography/Obscene Material	0	0	0	0
Prostitution	0	0	0	0
Prostitution Assisting/Promoting	0	0	0	0
Weapon Law Violations	4	4	6	0
<b>Total Group A Offenses</b>	<b>234</b>	<b>156</b>	<b>97</b>	<b>24</b>



# Obion Police Department - 2006

**2005 Population Estimate** 1,109

## Offense Overview

Offense Total 94  
 Number Cleared 68  
 Percent Cleared 72.34 %

Group A Crimes per 100,000 population 8,476.1

## Arrest Overview

Total Arrests 115  
 Adult Arrests 109  
 Juvenile Arrests 6  
 Unknown Age 0

Arrests per 100,000 population 10,369.7

Average number offenses/incident 1.07

## Domestic Violence Victims

Offense	Total	Arrests
Murder	0	0
Aggravated Assault	6	7
Simple Assault	11	7
Intimidation	5	3
Stalking	1	0
Forcible Rape	0	0
Forcible Sodomy	0	0
Sexual Assault W/Object	0	0
Forcible Fondling	0	0
Incest	0	0
Statutory Rape	0	0
Kidnaping/Abduction	1	0
<b>Total</b>	<b>24</b>	<b>17</b>

## TIBRS Group B Arrests

Offense	Adult	Juvenile
Bad Checks	6	0
Curfew/Vagrancy	0	0
Disorderly Conduct	3	0
DUI	15	0
Drunkenness	8	0
Family-Non Violent	2	0
Liquor Law Violations	6	0
Peeping Tom	0	0
Runaway	0	0
Trespass	2	0
All Other Offenses	21	0
<b>Total Group B</b>	<b>63</b>	<b>0</b>

TIBRS Group A Offenses	Offenses		Arrests	
	Reported	Cleared	Adult	Juvenile
<b>Crimes Against Persons</b>				
Murder	0	0	0	0
Negligent Manslaughter	0	0	0	0
Kidnaping/Abduction	1	1	0	0
Forcible Rape	0	0	0	0
Forcible Sodomy	0	0	0	0
Sexual Assault W/Object	0	0	0	0
Forcible Fondling	0	0	0	0
Incest	1	1	1	0
Statutory Rape	0	0	0	0
Aggravated Assault	12	12	9	0
Simple Assault	20	18	12	1
Intimidation	11	8	6	0
Stalking	1	1	0	0
<b>Crimes Against Property</b>				
Arson	0	0	0	0
Bribery	0	0	0	0
Burglary	10	8	4	0
Counterfeiting/Forgery	1	1	0	0
Destruction/Damage/Vandalism	16	3	0	2
Embezzlement	0	0	0	0
Extortion/Blackmail	0	0	0	0
Fraud - False Pretenses	0	0	0	0
Fraud - Credit Card/ATM	0	0	0	0
Fraud - Impersonation	1	1	1	0
Fraud - Welfare	0	0	0	0
Fraud - Wire	0	0	0	0
Motor Vehicle Theft	1	1	1	0
Robbery	0	0	0	0
Stolen Property Offenses	0	0	0	0
Theft - Pocket-picking	0	0	0	0
Theft - Purse Snatching	0	0	0	0
Theft - Shoplifting	2	1	1	2
Theft From Building	4	2	1	0
Theft From Coin Machine	0	0	0	0
Theft From Motor Vehicle	1	1	0	0
Theft of Motor Vehicle Parts	0	0	0	0
Theft - All Other Larceny	6	3	4	0
<b>Crimes Against Society</b>				
Drug/Narcotic Violations	5	5	5	1
Drug/Narcotic Equipment Violations	1	1	1	0
Gambling - Betting/Wagering	0	0	0	0
Gambling - Operating/Promoting	0	0	0	0
Gambling - Equipment Violations	0	0	0	0
Gambling - Sports Tampering	0	0	0	0
Pornography/Obscene Material	0	0	0	0
Prostitution	0	0	0	0
Prostitution Assisting/Promoting	0	0	0	0
Weapon Law Violations	0	0	0	0
<b>Total Group A Offenses</b>	<b>94</b>	<b>68</b>	<b>46</b>	<b>6</b>



# Oliver Springs Police Department - 2006

**2005 Population Estimate** 3,275

## Offense Overview

Offense Total 280  
 Number Cleared 62  
 Percent Cleared 22.14 %

Group A Crimes per 100,000 population 8,549.6

## Arrest Overview

Total Arrests 262  
 Adult Arrests 262  
 Juvenile Arrests 0  
 Unknown Age 0

Arrests per 100,000 population 8,000.0

Average number offenses/incident 1.06

## Domestic Violence Victims

Offense	Total	Arrests
Murder	0	0
Aggravated Assault	1	0
Simple Assault	13	7
Intimidation	1	0
Stalking	0	0
Forcible Rape	0	0
Forcible Sodomy	0	0
Sexual Assault W/Object	0	0
Forcible Fondling	0	0
Incest	0	0
Statutory Rape	0	0
Kidnaping/Abduction	0	0
<b>Total</b>	<b>15</b>	<b>7</b>

## TIBRS Group B Arrests

Offense	Adult	Juvenile
Bad Checks	2	0
Curfew/Vagrancy	0	0
Disorderly Conduct	3	0
DUI	4	0
Drunkenness	3	0
Family-Non Violent	0	0
Liquor Law Violations	0	0
Peeping Tom	0	0
Runaway	0	0
Trespass	4	0
All Other Offenses	192	0
<b>Total Group B</b>	<b>208</b>	<b>0</b>

TIBRS Group A Offenses	Offenses		Arrests	
	Reported	Cleared	Adult	Juvenile
<b>Crimes Against Persons</b>				
Murder	0	0	0	0
Negligent Manslaughter	0	0	0	0
Kidnaping/Abduction	0	0	0	0
Forcible Rape	0	0	0	0
Forcible Sodomy	0	0	0	0
Sexual Assault W/Object	0	0	0	0
Forcible Fondling	0	0	0	0
Incest	0	0	0	0
Statutory Rape	0	0	0	0
Aggravated Assault	9	6	4	0
Simple Assault	20	10	8	0
Intimidation	7	0	0	0
Stalking	0	0	0	0
<b>Crimes Against Property</b>				
Arson	1	0	0	0
Bribery	0	0	0	0
Burglary	27	3	2	0
Counterfeiting/Forgery	15	1	1	0
Destruction/Damage/Vandalism	33	2	2	0
Embezzlement	3	0	0	0
Extortion/Blackmail	0	0	0	0
Fraud - False Pretenses	1	1	1	0
Fraud - Credit Card/ATM	3	0	0	0
Fraud - Impersonation	3	2	2	0
Fraud - Welfare	0	0	0	0
Fraud - Wire	0	0	0	0
Motor Vehicle Theft	14	0	0	0
Robbery	3	0	0	0
Stolen Property Offenses	0	0	0	0
Theft - Pocket-picking	1	0	0	0
Theft - Purse Snatching	2	0	0	0
Theft - Shoplifting	8	4	3	0
Theft From Building	31	1	2	0
Theft From Coin Machine	10	0	0	0
Theft From Motor Vehicle	26	0	0	0
Theft of Motor Vehicle Parts	5	0	0	0
Theft - All Other Larceny	25	0	0	0
<b>Crimes Against Society</b>				
Drug/Narcotic Violations	24	24	24	0
Drug/Narcotic Equipment Violations	7	6	4	0
Gambling - Betting/Wagering	0	0	0	0
Gambling - Operating/Promoting	0	0	0	0
Gambling - Equipment Violations	0	0	0	0
Gambling - Sports Tampering	0	0	0	0
Pornography/Obscene Material	0	0	0	0
Prostitution	0	0	0	0
Prostitution Assisting/Promoting	0	0	0	0
Weapon Law Violations	2	2	1	0
<b>Total Group A Offenses</b>	<b>280</b>	<b>62</b>	<b>54</b>	<b>0</b>



# Oneida Police Department - 2006

**2005 Population Estimate**                      **3,677**

**Offense Overview**

Offense Total                                      548  
 Number Cleared                                318  
 Percent Cleared                                58.03 %

Group A Crimes per 100,000  
 population                                      14,903.5

**Arrest Overview**

Total Arrests                                    398  
 Adult Arrests                                    351  
 Juvenile Arrests                                47  
 Unknown Age                                    0

Arrests per 100,000 population            10,824.0

Average number offenses/incident        1.25

**Domestic Violence Victims**

Offense	Total	Arrests
Murder	0	0
Aggravated Assault	4	4
Simple Assault	35	22
Intimidation	10	4
Stalking	0	0
Forcible Rape	1	1
Forcible Sodomy	0	0
Sexual Assault W/Object	0	0
Forcible Fondling	0	0
Incest	0	0
Statutory Rape	0	0
Kidnaping/Abduction	0	0
<b>Total</b>	<b>50</b>	<b>31</b>

**TIBRS Group B Arrests**

Offense	Adult	Juvenile
Bad Checks	2	0
Curfew/Vagrancy	0	0
Disorderly Conduct	6	4
DUI	27	1
Drunkenness	28	2
Family-Non Violent	0	0
Liquor Law Violations	27	5
Peeping Tom	0	0
Runaway	0	2
Trespass	1	1
All Other Offenses	29	2
<b>Total Group B</b>	<b>120</b>	<b>17</b>

TIBRS Group A Offenses	Offenses		Arrests	
	Reported	Cleared	Adult	Juvenile
<b>Crimes Against Persons</b>				
Murder	0	0	0	0
Negligent Manslaughter	0	0	0	0
Kidnaping/Abduction	0	0	0	0
Forcible Rape	2	2	2	0
Forcible Sodomy	0	0	0	0
Sexual Assault W/Object	0	0	0	0
Forcible Fondling	0	0	0	0
Incest	0	0	0	0
Statutory Rape	0	0	0	0
Aggravated Assault	14	10	5	0
Simple Assault	76	56	35	6
Intimidation	40	11	5	2
Stalking	3	0	0	0
<b>Crimes Against Property</b>				
Arson	1	0	0	0
Bribery	1	0	0	0
Burglary	33	9	8	0
Counterfeiting/Forgery	20	14	13	1
Destruction/Damage/Vandalism	77	25	10	4
Embezzlement	4	2	1	0
Extortion/Blackmail	0	0	0	0
Fraud - False Pretenses	13	9	1	0
Fraud - Credit Card/ATM	1	1	1	0
Fraud - Impersonation	2	1	0	0
Fraud - Welfare	0	0	0	0
Fraud - Wire	0	0	0	0
Motor Vehicle Theft	4	1	0	0
Robbery	1	1	2	0
Stolen Property Offenses	0	0	0	0
Theft - Pocket-picking	0	0	0	0
Theft - Purse Snatching	0	0	0	0
Theft - Shoplifting	58	56	67	3
Theft From Building	46	17	7	2
Theft From Coin Machine	7	2	1	4
Theft From Motor Vehicle	22	2	1	1
Theft of Motor Vehicle Parts	4	0	0	0
Theft - All Other Larceny	31	11	8	3
<b>Crimes Against Society</b>				
Drug/Narcotic Violations	50	50	52	4
Drug/Narcotic Equipment Violations	35	35	10	0
Gambling - Betting/Wagering	0	0	0	0
Gambling - Operating/Promoting	0	0	0	0
Gambling - Equipment Violations	0	0	0	0
Gambling - Sports Tampering	0	0	0	0
Pornography/Obscene Material	0	0	0	0
Prostitution	0	0	0	0
Prostitution Assisting/Promoting	1	1	1	0
Weapon Law Violations	2	2	1	0
<b>Total Group A Offenses</b>	<b>548</b>	<b>318</b>	<b>231</b>	<b>30</b>



2005 Population Estimate 9,874

**Offense Overview**

Offense Total 1,147  
 Number Cleared 494  
 Percent Cleared 43.07 %

Group A Crimes per 100,000 population 11,616.4

**Arrest Overview**

Total Arrests 739  
 Adult Arrests 667  
 Juvenile Arrests 72  
 Unknown Age 0

Arrests per 100,000 population 7,484.3

Average number offenses/incident 1.09

**Domestic Violence Victims**

Offense	Total	Arrests
Murder	0	0
Aggravated Assault	9	8
Simple Assault	104	83
Intimidation	4	1
Stalking	3	1
Forcible Rape	0	0
Forcible Sodomy	0	0
Sexual Assault W/Object	1	0
Forcible Fondling	0	0
Incest	0	0
Statutory Rape	0	0
Kidnaping/Abduction	0	0
<b>Total</b>	<b>121</b>	<b>93</b>

**TIBRS Group B Arrests**

Offense	Adult	Juvenile
Bad Checks	1	0
Curfew/Vagrancy	0	3
Disorderly Conduct	9	6
DUI	51	0
Drunkenness	85	1
Family-Non Violent	2	0
Liquor Law Violations	41	11
Peeping Tom	0	0
Runaway	0	3
Trespass	28	1
All Other Offenses	22	2
<b>Total Group B</b>	<b>239</b>	<b>27</b>

TIBRS Group A Offenses	Offenses		Arrests	
	Reported	Cleared	Adult	Juvenile
<b>Crimes Against Persons</b>				
Murder	0	0	0	0
Negligent Manslaughter	0	0	0	0
Kidnaping/Abduction	1	1	1	0
Forcible Rape	5	2	2	0
Forcible Sodomy	0	0	0	0
Sexual Assault W/Object	1	0	0	0
Forcible Fondling	0	0	0	0
Incest	0	0	0	0
Statutory Rape	0	0	0	0
Aggravated Assault	39	29	19	2
Simple Assault	161	101	88	11
Intimidation	9	1	1	0
Stalking	7	2	2	0
<b>Crimes Against Property</b>				
Arson	1	0	0	0
Bribery	0	0	0	0
Burglary	145	17	15	0
Counterfeiting/Forgery	25	11	13	0
Destruction/Damage/Vandalism	110	16	12	3
Embezzlement	5	3	2	0
Extortion/Blackmail	0	0	0	0
Fraud - False Pretenses	6	4	4	0
Fraud - Credit Card/ATM	6	1	0	0
Fraud - Impersonation	13	8	6	0
Fraud - Welfare	0	0	0	0
Fraud - Wire	0	0	0	0
Motor Vehicle Theft	19	4	5	0
Robbery	6	3	4	0
Stolen Property Offenses	3	1	1	0
Theft - Pocket-picking	1	0	0	0
Theft - Purse Snatching	2	0	0	0
Theft - Shoplifting	38	29	32	6
Theft From Building	106	12	10	2
Theft From Coin Machine	1	1	2	0
Theft From Motor Vehicle	94	3	4	0
Theft of Motor Vehicle Parts	9	1	1	0
Theft - All Other Larceny	97	8	14	0
<b>Crimes Against Society</b>				
Drug/Narcotic Violations	133	132	135	20
Drug/Narcotic Equipment Violations	88	88	47	0
Gambling - Betting/Wagering	0	0	0	0
Gambling - Operating/Promoting	0	0	0	0
Gambling - Equipment Violations	0	0	0	0
Gambling - Sports Tampering	0	0	0	0
Pornography/Obscene Material	0	0	0	0
Prostitution	0	0	0	0
Prostitution Assisting/Promoting	0	0	0	0
Weapon Law Violations	16	16	8	1
<b>Total Group A Offenses</b>	<b>1,147</b>	<b>494</b>	<b>428</b>	<b>45</b>



# Parsons Police Department - 2006

2005 Population Estimate 2,445

## Offense Overview

Offense Total 132  
 Number Cleared 46  
 Percent Cleared 34.85 %  
 Group A Crimes per 100,000 population 5,398.8

## Arrest Overview

Total Arrests 84  
 Adult Arrests 77  
 Juvenile Arrests 7  
 Unknown Age 0  
 Arrests per 100,000 population 3,435.6  
 Average number offenses/incident 1.20

## Domestic Violence Victims

Offense	Total	Arrests
Murder	0	0
Aggravated Assault	3	3
Simple Assault	8	3
Intimidation	1	0
Stalking	0	0
Forcible Rape	0	0
Forcible Sodomy	0	0
Sexual Assault W/Object	0	0
Forcible Fondling	0	0
Incest	0	0
Statutory Rape	0	0
Kidnaping/Abduction	0	0
<b>Total</b>	<b>12</b>	<b>6</b>

## TIBRS Group B Arrests

Offense	Adult	Juvenile
Bad Checks	0	0
Curfew/Vagrancy	0	0
Disorderly Conduct	6	1
DUI	14	2
Drunkenness	9	0
Family-Non Violent	0	0
Liquor Law Violations	0	0
Peeping Tom	0	0
Runaway	0	0
Trespass	0	0
All Other Offenses	2	0
<b>Total Group B</b>	<b>31</b>	<b>3</b>

TIBRS Group A Offenses	Offenses		Arrests	
	Reported	Cleared	Adult	Juvenile
<b>Crimes Against Persons</b>				
Murder	0	0	0	0
Negligent Manslaughter	0	0	0	0
Kidnaping/Abduction	0	0	0	0
Forcible Rape	0	0	0	0
Forcible Sodomy	0	0	0	0
Sexual Assault W/Object	0	0	0	0
Forcible Fondling	0	0	0	0
Incest	0	0	0	0
Statutory Rape	0	0	0	0
Aggravated Assault	7	6	6	0
Simple Assault	8	3	3	0
Intimidation	4	0	0	0
Stalking	0	0	0	0
<b>Crimes Against Property</b>				
Arson	0	0	0	0
Bribery	0	0	0	0
Burglary	27	4	2	3
Counterfeiting/Forgery	6	2	2	0
Destruction/Damage/Vandalism	12	2	1	0
Embezzlement	0	0	0	0
Extortion/Blackmail	0	0	0	0
Fraud - False Pretenses	4	1	0	0
Fraud - Credit Card/ATM	2	0	0	0
Fraud - Impersonation	1	0	0	0
Fraud - Welfare	0	0	0	0
Fraud - Wire	0	0	0	0
Motor Vehicle Theft	5	1	0	0
Robbery	1	1	4	0
Stolen Property Offenses	1	1	0	0
Theft - Pocket-picking	0	0	0	0
Theft - Purse Snatching	0	0	0	0
Theft - Shoplifting	12	9	11	0
Theft From Building	14	3	2	1
Theft From Coin Machine	0	0	0	0
Theft From Motor Vehicle	4	0	0	0
Theft of Motor Vehicle Parts	3	0	1	0
Theft - All Other Larceny	9	2	3	0
<b>Crimes Against Society</b>				
Drug/Narcotic Violations	10	9	11	0
Drug/Narcotic Equipment Violations	2	2	0	0
Gambling - Betting/Wagering	0	0	0	0
Gambling - Operating/Promoting	0	0	0	0
Gambling - Equipment Violations	0	0	0	0
Gambling - Sports Tampering	0	0	0	0
Pornography/Obscene Material	0	0	0	0
Prostitution	0	0	0	0
Prostitution Assisting/Promoting	0	0	0	0
Weapon Law Violations	0	0	0	0
<b>Total Group A Offenses</b>	<b>132</b>	<b>46</b>	<b>46</b>	<b>4</b>



# Petersburg Police Department - 2006

**2005 Population Estimate** 596

## Offense Overview

Offense Total 23  
 Number Cleared 5  
 Percent Cleared 21.74 %

Group A Crimes per 100,000 population 3,859.1

## Arrest Overview

Total Arrests 10  
 Adult Arrests 7  
 Juvenile Arrests 3  
 Unknown Age 0

Arrests per 100,000 population 1,677.9

Average number offenses/incident 1.05

## Domestic Violence Victims

Offense	Total	Arrests
Murder	0	0
Aggravated Assault	0	0
Simple Assault	2	2
Intimidation	2	0
Stalking	0	0
Forcible Rape	0	0
Forcible Sodomy	0	0
Sexual Assault W/Object	0	0
Forcible Fondling	0	0
Incest	0	0
Statutory Rape	0	0
Kidnaping/Abduction	0	0
<b>Total</b>	<b>4</b>	<b>2</b>

## TIBRS Group B Arrests

Offense	Adult	Juvenile
Bad Checks	0	0
Curfew/Vagrancy	0	0
Disorderly Conduct	0	0
DUI	4	0
Drunkenness	0	0
Family-Non Violent	0	0
Liquor Law Violations	0	0
Peeping Tom	0	0
Runaway	0	0
Trespass	0	0
All Other Offenses	0	0
<b>Total Group B</b>	<b>4</b>	<b>0</b>

TIBRS Group A Offenses	Offenses		Arrests	
	Reported	Cleared	Adult	Juvenile
<b>Crimes Against Persons</b>				
Murder	0	0	0	0
Negligent Manslaughter	0	0	0	0
Kidnaping/Abduction	0	0	0	0
Forcible Rape	0	0	0	0
Forcible Sodomy	0	0	0	0
Sexual Assault W/Object	0	0	0	0
Forcible Fondling	0	0	0	0
Incest	0	0	0	0
Statutory Rape	0	0	0	0
Aggravated Assault	1	0	0	0
Simple Assault	2	2	2	0
Intimidation	4	0	0	0
Stalking	0	0	0	0
<b>Crimes Against Property</b>				
Arson	0	0	0	0
Bribery	0	0	0	0
Burglary	1	0	0	0
Counterfeiting/Forgery	0	0	0	0
Destruction/Damage/Vandalism	7	1	0	2
Embezzlement	0	0	0	0
Extortion/Blackmail	0	0	0	0
Fraud - False Pretenses	0	0	0	0
Fraud - Credit Card/ATM	0	0	0	0
Fraud - Impersonation	0	0	0	0
Fraud - Welfare	0	0	0	0
Fraud - Wire	0	0	0	0
Motor Vehicle Theft	2	1	1	0
Robbery	0	0	0	0
Stolen Property Offenses	0	0	0	0
Theft - Pocket-picking	0	0	0	0
Theft - Purse Snatching	0	0	0	0
Theft - Shoplifting	0	0	0	0
Theft From Building	0	0	0	0
Theft From Coin Machine	0	0	0	0
Theft From Motor Vehicle	1	1	0	1
Theft of Motor Vehicle Parts	0	0	0	0
Theft - All Other Larceny	5	0	0	0
<b>Crimes Against Society</b>				
Drug/Narcotic Violations	0	0	0	0
Drug/Narcotic Equipment Violations	0	0	0	0
Gambling - Betting/Wagering	0	0	0	0
Gambling - Operating/Promoting	0	0	0	0
Gambling - Equipment Violations	0	0	0	0
Gambling - Sports Tampering	0	0	0	0
Pornography/Obscene Material	0	0	0	0
Prostitution	0	0	0	0
Prostitution Assisting/Promoting	0	0	0	0
Weapon Law Violations	0	0	0	0
<b>Total Group A Offenses</b>	<b>23</b>	<b>5</b>	<b>3</b>	<b>3</b>



# Pigeon Forge Police Department - 2006

**2005 Population Estimate**                      **5,784**

**Offense Overview**

Offense Total                                      1,570  
 Number Cleared                                503  
 Percent Cleared                                32.04 %

Group A Crimes per 100,000 population      27,143.8

**Arrest Overview**

Total Arrests                                      939  
 Adult Arrests                                      813  
 Juvenile Arrests                                126  
 Unknown Age                                      0

Arrests per 100,000 population              16,234.4

Average number offenses/incident           1.11

**Domestic Violence Victims**

Offense	Total	Arrests
Murder	0	0
Aggravated Assault	8	6
Simple Assault	79	49
Intimidation	28	5
Stalking	3	0
Forcible Rape	1	0
Forcible Sodomy	0	0
Sexual Assault W/Object	0	0
Forcible Fondling	0	0
Incest	0	0
Statutory Rape	0	0
Kidnaping/Abduction	0	0
<b>Total</b>	<b>119</b>	<b>60</b>

**TIBRS Group B Arrests**

Offense	Adult	Juvenile
Bad Checks	0	0
Curfew/Vagrancy	0	0
Disorderly Conduct	30	17
DUI	107	1
Drunkenness	91	0
Family-Non Violent	0	0
Liquor Law Violations	169	31
Peeping Tom	0	0
Runaway	0	5
Trespass	8	0
All Other Offenses	32	18
<b>Total Group B</b>	<b>437</b>	<b>72</b>

TIBRS Group A Offenses	Offenses		Arrests	
	Reported	Cleared	Adult	Juvenile
<b>Crimes Against Persons</b>				
Murder	0	0	0	0
Negligent Manslaughter	0	0	0	0
Kidnaping/Abduction	0	0	0	0
Forcible Rape	6	0	0	0
Forcible Sodomy	2	1	1	0
Sexual Assault W/Object	1	1	0	1
Forcible Fondling	13	8	4	0
Incest	0	0	0	0
Statutory Rape	0	0	0	0
Aggravated Assault	36	23	23	0
Simple Assault	142	73	56	9
Intimidation	84	11	9	4
Stalking	5	0	0	0
<b>Crimes Against Property</b>				
Arson	1	0	0	0
Bribery	0	0	0	0
Burglary	168	5	4	1
Counterfeiting/Forgery	50	12	9	0
Destruction/Damage/Vandalism	152	23	10	5
Embezzlement	41	7	9	0
Extortion/Blackmail	0	0	0	0
Fraud - False Pretenses	39	5	3	0
Fraud - Credit Card/ATM	12	1	0	0
Fraud - Impersonation	11	10	9	0
Fraud - Welfare	0	0	0	0
Fraud - Wire	1	0	0	0
Motor Vehicle Theft	49	6	5	1
Robbery	6	0	0	0
Stolen Property Offenses	2	2	1	0
Theft - Pocket-picking	1	0	0	0
Theft - Purse Snatching	3	1	1	0
Theft - Shoplifting	80	42	40	7
Theft From Building	106	11	8	1
Theft From Coin Machine	67	6	7	2
Theft From Motor Vehicle	127	19	23	0
Theft of Motor Vehicle Parts	27	1	1	0
Theft - All Other Larceny	102	3	5	0
<b>Crimes Against Society</b>				
Drug/Narcotic Violations	133	132	123	18
Drug/Narcotic Equipment Violations	83	83	18	1
Gambling - Betting/Wagering	0	0	0	0
Gambling - Operating/Promoting	0	0	0	0
Gambling - Equipment Violations	0	0	0	0
Gambling - Sports Tampering	0	0	0	0
Pornography/Obscene Material	2	0	0	0
Prostitution	0	0	0	0
Prostitution Assisting/Promoting	2	1	1	0
Weapon Law Violations	16	16	6	4
<b>Total Group A Offenses</b>	<b>1,570</b>	<b>503</b>	<b>376</b>	<b>54</b>





# Pikeville Police Department - 2006

**2005 Population Estimate** 1,863

## Offense Overview

Offense Total 58  
 Number Cleared 42  
 Percent Cleared 72.41 %

Group A Crimes per 100,000 population 3,113.3

## Arrest Overview

Total Arrests 101  
 Adult Arrests 100  
 Juvenile Arrests 1  
 Unknown Age 0

Arrests per 100,000 population 5,421.4

Average number offenses/incident 1.00

## Domestic Violence Victims

Offense	Total	Arrests
Murder	0	0
Aggravated Assault	3	3
Simple Assault	10	8
Intimidation	0	0
Stalking	0	0
Forcible Rape	0	0
Forcible Sodomy	0	0
Sexual Assault W/Object	0	0
Forcible Fondling	0	0
Incest	0	0
Statutory Rape	0	0
Kidnaping/Abduction	0	0
<b>Total</b>	<b>13</b>	<b>11</b>

## TIBRS Group B Arrests

Offense	Adult	Juvenile
Bad Checks	1	0
Curfew/Vagrancy	0	0
Disorderly Conduct	3	0
DUI	17	0
Drunkenness	24	0
Family-Non Violent	0	0
Liquor Law Violations	7	0
Peeping Tom	0	0
Runaway	0	0
Trespass	2	0
All Other Offenses	25	0
<b>Total Group B</b>	<b>79</b>	<b>0</b>

TIBRS Group A Offenses	Offenses		Arrests	
	Reported	Cleared	Adult	Juvenile
<b>Crimes Against Persons</b>				
Murder	0	0	0	0
Negligent Manslaughter	0	0	0	0
Kidnaping/Abduction	0	0	0	0
Forcible Rape	0	0	0	0
Forcible Sodomy	0	0	0	0
Sexual Assault W/Object	0	0	0	0
Forcible Fondling	0	0	0	0
Incest	0	0	0	0
Statutory Rape	0	0	0	0
Aggravated Assault	3	3	1	0
Simple Assault	15	14	8	1
Intimidation	3	2	2	0
Stalking	0	0	0	0
<b>Crimes Against Property</b>				
Arson	0	0	0	0
Bribery	0	0	0	0
Burglary	5	0	0	0
Counterfeiting/Forgery	0	0	0	0
Destruction/Damage/Vandalism	4	1	0	0
Embezzlement	0	0	0	0
Extortion/Blackmail	0	0	0	0
Fraud - False Pretenses	0	0	0	0
Fraud - Credit Card/ATM	0	0	0	0
Fraud - Impersonation	0	0	0	0
Fraud - Welfare	0	0	0	0
Fraud - Wire	0	0	0	0
Motor Vehicle Theft	0	0	0	0
Robbery	0	0	0	0
Stolen Property Offenses	0	0	0	0
Theft - Pocket-picking	0	0	0	0
Theft - Purse Snatching	0	0	0	0
Theft - Shoplifting	2	2	2	0
Theft From Building	5	1	0	0
Theft From Coin Machine	0	0	0	0
Theft From Motor Vehicle	1	0	0	0
Theft of Motor Vehicle Parts	0	0	0	0
Theft - All Other Larceny	4	3	3	0
<b>Crimes Against Society</b>				
Drug/Narcotic Violations	11	11	5	0
Drug/Narcotic Equipment Violations	4	4	0	0
Gambling - Betting/Wagering	0	0	0	0
Gambling - Operating/Promoting	0	0	0	0
Gambling - Equipment Violations	0	0	0	0
Gambling - Sports Tampering	0	0	0	0
Pornography/Obscene Material	0	0	0	0
Prostitution	0	0	0	0
Prostitution Assisting/Promoting	0	0	0	0
Weapon Law Violations	1	1	0	0
<b>Total Group A Offenses</b>	<b>58</b>	<b>42</b>	<b>21</b>	<b>1</b>



# Piperton Police Department - 2006

**2005 Population Estimate** **950**

**Offense Overview**

Offense Total 69  
 Number Cleared 37  
 Percent Cleared 53.62 %

Group A Crimes per 100,000 population 7,263.2

**Arrest Overview**

Total Arrests 56  
 Adult Arrests 53  
 Juvenile Arrests 3  
 Unknown Age 0

Arrests per 100,000 population 5,894.7

Average number offenses/incident 1.23

**Domestic Violence Victims**

Offense	Total	Arrests
Murder	0	0
Aggravated Assault	1	1
Simple Assault	1	0
Intimidation	0	0
Stalking	0	0
Forcible Rape	0	0
Forcible Sodomy	0	0
Sexual Assault W/Object	0	0
Forcible Fondling	0	0
Incest	0	0
Statutory Rape	0	0
Kidnaping/Abduction	0	0
<b>Total</b>	<b>2</b>	<b>1</b>

**TIBRS Group B Arrests**

Offense	Adult	Juvenile
Bad Checks	0	0
Curfew/Vagrancy	0	0
Disorderly Conduct	1	0
DUI	12	0
Drunkenness	1	0
Family-Non Violent	0	0
Liquor Law Violations	5	1
Peeping Tom	0	0
Runaway	0	0
Trespass	0	0
All Other Offenses	6	0
<b>Total Group B</b>	<b>25</b>	<b>1</b>

TIBRS Group A Offenses	Offenses		Arrests	
	Reported	Cleared	Adult	Juvenile
<b>Crimes Against Persons</b>				
Murder	0	0	0	0
Negligent Manslaughter	0	0	0	0
Kidnaping/Abduction	0	0	0	0
Forcible Rape	0	0	0	0
Forcible Sodomy	0	0	0	0
Sexual Assault W/Object	0	0	0	0
Forcible Fondling	0	0	0	0
Incest	0	0	0	0
Statutory Rape	0	0	0	0
Aggravated Assault	2	1	1	0
Simple Assault	1	0	0	0
Intimidation	0	0	0	0
Stalking	0	0	0	0
<b>Crimes Against Property</b>				
Arson	0	0	0	0
Bribery	0	0	0	0
Burglary	2	0	0	0
Counterfeiting/Forgery	0	0	0	0
Destruction/Damage/Vandalism	5	0	0	0
Embezzlement	1	0	0	0
Extortion/Blackmail	0	0	0	0
Fraud - False Pretenses	1	0	0	0
Fraud - Credit Card/ATM	0	0	0	0
Fraud - Impersonation	1	0	0	0
Fraud - Welfare	0	0	0	0
Fraud - Wire	0	0	0	0
Motor Vehicle Theft	1	1	2	0
Robbery	0	0	0	0
Stolen Property Offenses	0	0	0	0
Theft - Pocket-picking	0	0	0	0
Theft - Purse Snatching	0	0	0	0
Theft - Shoplifting	0	0	0	0
Theft From Building	0	0	0	0
Theft From Coin Machine	0	0	0	0
Theft From Motor Vehicle	4	0	0	0
Theft of Motor Vehicle Parts	2	0	0	0
Theft - All Other Larceny	11	1	0	0
<b>Crimes Against Society</b>				
Drug/Narcotic Violations	22	19	20	2
Drug/Narcotic Equipment Violations	14	13	3	0
Gambling - Betting/Wagering	0	0	0	0
Gambling - Operating/Promoting	0	0	0	0
Gambling - Equipment Violations	0	0	0	0
Gambling - Sports Tampering	0	0	0	0
Pornography/Obscene Material	0	0	0	0
Prostitution	0	0	0	0
Prostitution Assisting/Promoting	0	0	0	0
Weapon Law Violations	2	2	2	0
<b>Total Group A Offenses</b>	<b>69</b>	<b>37</b>	<b>28</b>	<b>2</b>



# Pittman Center Police Department - 2006

**2005 Population Estimate** 559

## Offense Overview

Offense Total 10  
 Number Cleared 2  
 Percent Cleared 20.00 %

Group A Crimes per 100,000 population 1,788.9

## Arrest Overview

Total Arrests 5  
 Adult Arrests 5  
 Juvenile Arrests 0  
 Unknown Age 0

Arrests per 100,000 population 894.5

Average number offenses/incident 1.00

## Domestic Violence Victims

Offense	Total	Arrests
Murder	0	0
Aggravated Assault	0	0
Simple Assault	0	0
Intimidation	0	0
Stalking	0	0
Forcible Rape	0	0
Forcible Sodomy	0	0
Sexual Assault W/Object	0	0
Forcible Fondling	0	0
Incest	0	0
Statutory Rape	0	0
Kidnaping/Abduction	0	0
<b>Total</b>	<b>0</b>	<b>0</b>

## TIBRS Group B Arrests

Offense	Adult	Juvenile
Bad Checks	0	0
Curfew/Vagrancy	0	0
Disorderly Conduct	0	0
DUI	1	0
Drunkenness	0	0
Family-Non Violent	0	0
Liquor Law Violations	0	0
Peeping Tom	0	0
Runaway	0	0
Trespass	0	0
All Other Offenses	2	0
<b>Total Group B</b>	<b>3</b>	<b>0</b>

TIBRS Group A Offenses	Offenses		Arrests	
	Reported	Cleared	Adult	Juvenile
<b>Crimes Against Persons</b>				
Murder	0	0	0	0
Negligent Manslaughter	0	0	0	0
Kidnaping/Abduction	0	0	0	0
Forcible Rape	0	0	0	0
Forcible Sodomy	0	0	0	0
Sexual Assault W/Object	0	0	0	0
Forcible Fondling	0	0	0	0
Incest	0	0	0	0
Statutory Rape	0	0	0	0
Aggravated Assault	0	0	0	0
Simple Assault	0	0	0	0
Intimidation	0	0	0	0
Stalking	0	0	0	0
<b>Crimes Against Property</b>				
Arson	0	0	0	0
Bribery	0	0	0	0
Burglary	1	1	1	0
Counterfeiting/Forgery	0	0	0	0
Destruction/Damage/Vandalism	1	0	0	0
Embezzlement	0	0	0	0
Extortion/Blackmail	0	0	0	0
Fraud - False Pretenses	0	0	0	0
Fraud - Credit Card/ATM	0	0	0	0
Fraud - Impersonation	0	0	0	0
Fraud - Welfare	0	0	0	0
Fraud - Wire	0	0	0	0
Motor Vehicle Theft	2	0	0	0
Robbery	0	0	0	0
Stolen Property Offenses	0	0	0	0
Theft - Pocket-picking	0	0	0	0
Theft - Purse Snatching	0	0	0	0
Theft - Shoplifting	0	0	0	0
Theft From Building	5	1	1	0
Theft From Coin Machine	0	0	0	0
Theft From Motor Vehicle	0	0	0	0
Theft of Motor Vehicle Parts	1	0	0	0
Theft - All Other Larceny	0	0	0	0
<b>Crimes Against Society</b>				
Drug/Narcotic Violations	0	0	0	0
Drug/Narcotic Equipment Violations	0	0	0	0
Gambling - Betting/Wagering	0	0	0	0
Gambling - Operating/Promoting	0	0	0	0
Gambling - Equipment Violations	0	0	0	0
Gambling - Sports Tampering	0	0	0	0
Pornography/Obscene Material	0	0	0	0
Prostitution	0	0	0	0
Prostitution Assisting/Promoting	0	0	0	0
Weapon Law Violations	0	0	0	0
<b>Total Group A Offenses</b>	<b>10</b>	<b>2</b>	<b>2</b>	<b>0</b>



# Pleasant View Police Department - 2006

**2005 Population Estimate** 3,453

## Offense Overview

Offense Total 136  
 Number Cleared 39  
 Percent Cleared 28.68 %

Group A Crimes per 100,000 population 3,938.6

## Arrest Overview

Total Arrests 56  
 Adult Arrests 51  
 Juvenile Arrests 5  
 Unknown Age 0

Arrests per 100,000 population 1,621.8

Average number offenses/incident 1.03

## Domestic Violence Victims

Offense	Total	Arrests
Murder	0	0
Aggravated Assault	0	0
Simple Assault	6	6
Intimidation	1	1
Stalking	0	0
Forcible Rape	0	0
Forcible Sodomy	0	0
Sexual Assault W/Object	0	0
Forcible Fondling	0	0
Incest	0	0
Statutory Rape	0	0
Kidnaping/Abduction	0	0
<b>Total</b>	<b>7</b>	<b>7</b>

## TIBRS Group B Arrests

Offense	Adult	Juvenile
Bad Checks	0	0
Curfew/Vagrancy	0	0
Disorderly Conduct	1	0
DUI	4	0
Drunkenness	2	0
Family-Non Violent	2	0
Liquor Law Violations	5	0
Peeping Tom	0	0
Runaway	0	0
Trespass	1	0
All Other Offenses	0	0
<b>Total Group B</b>	<b>15</b>	<b>0</b>

TIBRS Group A Offenses	Offenses		Arrests	
	Reported	Cleared	Adult	Juvenile
<b>Crimes Against Persons</b>				
Murder	0	0	0	0
Negligent Manslaughter	0	0	0	0
Kidnaping/Abduction	0	0	0	0
Forcible Rape	0	0	0	0
Forcible Sodomy	0	0	0	0
Sexual Assault W/Object	0	0	0	0
Forcible Fondling	0	0	0	0
Incest	0	0	0	0
Statutory Rape	0	0	0	0
Aggravated Assault	5	1	1	0
Simple Assault	10	6	5	1
Intimidation	22	4	2	2
Stalking	0	0	0	0
<b>Crimes Against Property</b>				
Arson	0	0	0	0
Bribery	0	0	0	0
Burglary	11	2	2	0
Counterfeiting/Forgery	2	2	2	0
Destruction/Damage/Vandalism	17	1	2	2
Embezzlement	0	0	0	0
Extortion/Blackmail	0	0	0	0
Fraud - False Pretenses	2	0	0	0
Fraud - Credit Card/ATM	1	1	1	0
Fraud - Impersonation	0	0	0	0
Fraud - Welfare	0	0	0	0
Fraud - Wire	0	0	0	0
Motor Vehicle Theft	4	1	1	0
Robbery	0	0	0	0
Stolen Property Offenses	0	0	0	0
Theft - Pocket-picking	0	0	0	0
Theft - Purse Snatching	0	0	0	0
Theft - Shoplifting	5	4	5	0
Theft From Building	6	2	1	0
Theft From Coin Machine	0	0	0	0
Theft From Motor Vehicle	2	0	0	0
Theft of Motor Vehicle Parts	0	0	0	0
Theft - All Other Larceny	36	2	4	0
<b>Crimes Against Society</b>				
Drug/Narcotic Violations	10	10	9	0
Drug/Narcotic Equipment Violations	3	3	1	0
Gambling - Betting/Wagering	0	0	0	0
Gambling - Operating/Promoting	0	0	0	0
Gambling - Equipment Violations	0	0	0	0
Gambling - Sports Tampering	0	0	0	0
Pornography/Obscene Material	0	0	0	0
Prostitution	0	0	0	0
Prostitution Assisting/Promoting	0	0	0	0
Weapon Law Violations	0	0	0	0
<b>Total Group A Offenses</b>	<b>136</b>	<b>39</b>	<b>36</b>	<b>5</b>



# Portland Police Department - 2006

**2005 Population Estimate** 10,342

## Offense Overview

Offense Total 1,166  
Number Cleared 553  
Percent Cleared 47.43 %

Group A Crimes per 100,000 population 11,274.4

## Arrest Overview

Total Arrests 694  
Adult Arrests 583  
Juvenile Arrests 111  
Unknown Age 0

Arrests per 100,000 population 6,710.5

Average number offenses/incident 1.24

## Domestic Violence Victims

Offense	Total	Arrests
Murder	0	0
Aggravated Assault	24	20
Simple Assault	136	90
Intimidation	15	3
Stalking	3	0
Forcible Rape	2	0
Forcible Sodomy	0	0
Sexual Assault W/Object	0	0
Forcible Fondling	1	0
Incest	0	0
Statutory Rape	2	0
Kidnaping/Abduction	0	0
<b>Total</b>	<b>183</b>	<b>113</b>

## TIBRS Group B Arrests

Offense	Adult	Juvenile
Bad Checks	0	0
Curfew/Vagrancy	0	6
Disorderly Conduct	10	1
DUI	61	1
Drunkenness	67	0
Family-Non Violent	0	0
Liquor Law Violations	25	6
Peeping Tom	0	0
Runaway	0	8
Trespass	7	0
All Other Offenses	23	2
<b>Total Group B</b>	<b>193</b>	<b>24</b>

TIBRS Group A Offenses	Offenses		Arrests	
	Reported	Cleared	Adult	Juvenile
<b>Crimes Against Persons</b>				
Murder	0	0	0	0
Negligent Manslaughter	0	0	0	0
Kidnaping/Abduction	0	0	0	0
Forcible Rape	8	1	1	0
Forcible Sodomy	0	0	0	0
Sexual Assault W/Object	1	1	1	0
Forcible Fondling	5	0	0	0
Incest	0	0	0	0
Statutory Rape	4	1	1	0
Aggravated Assault	64	49	34	7
Simple Assault	196	120	106	8
Intimidation	44	9	5	0
Stalking	6	1	1	0
<b>Crimes Against Property</b>				
Arson	3	0	0	0
Bribery	0	0	0	0
Burglary	110	12	12	8
Counterfeiting/Forgery	34	5	5	0
Destruction/Damage/Vandalism	140	39	5	35
Embezzlement	7	4	4	0
Extortion/Blackmail	0	0	0	0
Fraud - False Pretenses	35	6	1	0
Fraud - Credit Card/ATM	1	0	0	0
Fraud - Impersonation	9	8	8	0
Fraud - Welfare	0	0	0	0
Fraud - Wire	4	0	0	0
Motor Vehicle Theft	20	9	8	2
Robbery	1	1	1	0
Stolen Property Offenses	1	0	0	0
Theft - Pocket-picking	0	0	0	0
Theft - Purse Snatching	0	0	0	0
Theft - Shoplifting	17	14	10	4
Theft From Building	40	6	5	0
Theft From Coin Machine	5	1	0	0
Theft From Motor Vehicle	61	6	2	1
Theft of Motor Vehicle Parts	38	4	4	0
Theft - All Other Larceny	54	6	5	2
<b>Crimes Against Society</b>				
Drug/Narcotic Violations	138	135	130	17
Drug/Narcotic Equipment Violations	96	93	30	2
Gambling - Betting/Wagering	0	0	0	0
Gambling - Operating/Promoting	0	0	0	0
Gambling - Equipment Violations	0	0	0	0
Gambling - Sports Tampering	0	0	0	0
Pornography/Obscene Material	1	1	0	0
Prostitution	0	0	0	0
Prostitution Assisting/Promoting	0	0	0	0
Weapon Law Violations	23	21	11	1
<b>Total Group A Offenses</b>	<b>1,166</b>	<b>553</b>	<b>390</b>	<b>87</b>



2005 Population Estimate 1,221

**Offense Overview**

Offense Total 15  
 Number Cleared 5  
 Percent Cleared 33.33 %

Group A Crimes per 100,000 population 1,228.5

**Arrest Overview**

Total Arrests 17  
 Adult Arrests 15  
 Juvenile Arrests 2  
 Unknown Age 0

Arrests per 100,000 population 1,392.3

Average number offenses/incident 1.15

**Domestic Violence Victims**

Offense	Total	Arrests
Murder	0	0
Aggravated Assault	0	0
Simple Assault	1	1
Intimidation	0	0
Stalking	0	0
Forcible Rape	0	0
Forcible Sodomy	0	0
Sexual Assault W/Object	0	0
Forcible Fondling	0	0
Incest	0	0
Statutory Rape	0	0
Kidnaping/Abduction	0	0
<b>Total</b>	<b>1</b>	<b>1</b>

**TIBRS Group B Arrests**

Offense	Adult	Juvenile
Bad Checks	0	0
Curfew/Vagrancy	0	0
Disorderly Conduct	0	0
DUI	7	0
Drunkenness	4	0
Family-Non Violent	0	0
Liquor Law Violations	0	0
Peeping Tom	0	0
Runaway	0	0
Trespass	1	0
All Other Offenses	0	0
<b>Total Group B</b>	<b>12</b>	<b>0</b>

TIBRS Group A Offenses	Offenses		Arrests	
	Reported	Cleared	Adult	Juvenile
<b>Crimes Against Persons</b>				
Murder	0	0	0	0
Negligent Manslaughter	0	0	0	0
Kidnaping/Abduction	0	0	0	0
Forcible Rape	0	0	0	0
Forcible Sodomy	0	0	0	0
Sexual Assault W/Object	0	0	0	0
Forcible Fondling	0	0	0	0
Incest	0	0	0	0
Statutory Rape	0	0	0	0
Aggravated Assault	1	1	0	1
Simple Assault	1	1	1	0
Intimidation	0	0	0	0
Stalking	0	0	0	0
<b>Crimes Against Property</b>				
Arson	0	0	0	0
Bribery	0	0	0	0
Burglary	2	0	0	0
Counterfeiting/Forgery	0	0	0	0
Destruction/Damage/Vandalism	5	2	1	1
Embezzlement	0	0	0	0
Extortion/Blackmail	0	0	0	0
Fraud - False Pretenses	0	0	0	0
Fraud - Credit Card/ATM	0	0	0	0
Fraud - Impersonation	0	0	0	0
Fraud - Welfare	0	0	0	0
Fraud - Wire	0	0	0	0
Motor Vehicle Theft	2	0	0	0
Robbery	0	0	0	0
Stolen Property Offenses	0	0	0	0
Theft - Pocket-picking	0	0	0	0
Theft - Purse Snatching	0	0	0	0
Theft - Shoplifting	0	0	0	0
Theft From Building	0	0	0	0
Theft From Coin Machine	0	0	0	0
Theft From Motor Vehicle	0	0	0	0
Theft of Motor Vehicle Parts	1	0	0	0
Theft - All Other Larceny	2	0	0	0
<b>Crimes Against Society</b>				
Drug/Narcotic Violations	1	1	1	0
Drug/Narcotic Equipment Violations	0	0	0	0
Gambling - Betting/Wagering	0	0	0	0
Gambling - Operating/Promoting	0	0	0	0
Gambling - Equipment Violations	0	0	0	0
Gambling - Sports Tampering	0	0	0	0
Pornography/Obscene Material	0	0	0	0
Prostitution	0	0	0	0
Prostitution Assisting/Promoting	0	0	0	0
Weapon Law Violations	0	0	0	0
<b>Total Group A Offenses</b>	<b>15</b>	<b>5</b>	<b>3</b>	<b>2</b>



**2005 Population Estimate**                      **7,917**

**Offense Overview**

Offense Total                                      1,349  
 Number Cleared                                796  
 Percent Cleared                                59.01 %

Group A Crimes per 100,000 population                      17,039.3

**Arrest Overview**

Total Arrests                                      725  
 Adult Arrests                                      624  
 Juvenile Arrests                                101  
 Unknown Age                                      0

Arrests per 100,000 population                      9,157.5

Average number offenses/incident                      1.23

**Domestic Violence Victims**

Offense	Total	Arrests
Murder	0	0
Aggravated Assault	23	16
Simple Assault	170	95
Intimidation	8	1
Stalking	3	1
Forcible Rape	4	2
Forcible Sodomy	0	0
Sexual Assault W/Object	0	0
Forcible Fondling	0	0
Incest	0	0
Statutory Rape	1	0
Kidnaping/Abduction	4	3
<b>Total</b>	<b>213</b>	<b>118</b>

**TIBRS Group B Arrests**

Offense	Adult	Juvenile
Bad Checks	1	0
Curfew/Vagrancy	0	0
Disorderly Conduct	12	11
DUI	50	1
Drunkenness	42	2
Family-Non Violent	1	0
Liquor Law Violations	25	4
Peeping Tom	0	0
Runaway	0	3
Trespass	11	1
All Other Offenses	22	4
<b>Total Group B</b>	<b>164</b>	<b>26</b>

TIBRS Group A Offenses	Offenses		Arrests	
	Reported	Cleared	Adult	Juvenile
<b>Crimes Against Persons</b>				
Murder	0	0	0	0
Negligent Manslaughter	0	0	0	0
Kidnaping/Abduction	6	5	4	0
Forcible Rape	11	7	2	1
Forcible Sodomy	0	0	0	0
Sexual Assault W/Object	0	0	0	0
Forcible Fondling	3	3	2	0
Incest	0	0	0	0
Statutory Rape	3	1	0	0
Aggravated Assault	53	45	27	5
Simple Assault	262	188	103	32
Intimidation	27	11	3	0
Stalking	4	3	1	0
<b>Crimes Against Property</b>				
Arson	3	2	2	0
Bribery	0	0	0	0
Burglary	117	31	13	2
Counterfeiting/Forgery	84	63	50	1
Destruction/Damage/Vandalism	157	62	15	7
Embezzlement	1	1	1	0
Extortion/Blackmail	0	0	0	0
Fraud - False Pretenses	89	61	6	0
Fraud - Credit Card/ATM	7	4	2	0
Fraud - Impersonation	15	11	8	0
Fraud - Welfare	0	0	0	0
Fraud - Wire	0	0	0	0
Motor Vehicle Theft	17	8	5	1
Robbery	11	7	2	0
Stolen Property Offenses	3	2	3	0
Theft - Pocket-picking	2	0	0	0
Theft - Purse Snatching	0	0	0	0
Theft - Shoplifting	60	48	39	9
Theft From Building	34	12	9	3
Theft From Coin Machine	4	0	0	0
Theft From Motor Vehicle	41	11	7	0
Theft of Motor Vehicle Parts	19	1	0	0
Theft - All Other Larceny	135	42	33	2
<b>Crimes Against Society</b>				
Drug/Narcotic Violations	128	115	105	8
Drug/Narcotic Equipment Violations	33	33	10	0
Gambling - Betting/Wagering	0	0	0	0
Gambling - Operating/Promoting	0	0	0	0
Gambling - Equipment Violations	0	0	0	0
Gambling - Sports Tampering	0	0	0	0
Pornography/Obscene Material	1	0	0	0
Prostitution	0	0	0	0
Prostitution Assisting/Promoting	0	0	0	0
Weapon Law Violations	19	19	8	4
<b>Total Group A Offenses</b>	<b>1,349</b>	<b>796</b>	<b>460</b>	<b>75</b>



# Puryear Police Department - 2006

**2005 Population Estimate**                      **670**

**Offense Overview**

Offense Total                                      51  
 Number Cleared                                19  
 Percent Cleared                                37.25 %

Group A Crimes per 100,000  
 population                                      7,611.9

**Arrest Overview**

Total Arrests                                      55  
 Adult Arrests                                      53  
 Juvenile Arrests                                2  
 Unknown Age                                      0

Arrests per 100,000 population              8,209.0

Average number offenses/incident          1.11

**Domestic Violence Victims**

Offense	Total	Arrests
Murder	0	0
Aggravated Assault	0	0
Simple Assault	2	2
Intimidation	1	0
Stalking	0	0
Forcible Rape	0	0
Forcible Sodomy	0	0
Sexual Assault W/Object	0	0
Forcible Fondling	0	0
Incest	0	0
Statutory Rape	0	0
Kidnaping/Abduction	0	0
<b>Total</b>	<b>3</b>	<b>2</b>

**TIBRS Group B Arrests**

Offense	Adult	Juvenile
Bad Checks	0	0
Curfew/Vagrancy	0	0
Disorderly Conduct	2	0
DUI	5	0
Drunkenness	18	0
Family-Non Violent	0	0
Liquor Law Violations	14	0
Peeping Tom	0	0
Runaway	0	0
Trespass	0	0
All Other Offenses	0	0
<b>Total Group B</b>	<b>39</b>	<b>0</b>

TIBRS Group A Offenses	Offenses		Arrests	
	Reported	Cleared	Adult	Juvenile
<b>Crimes Against Persons</b>				
Murder	0	0	0	0
Negligent Manslaughter	0	0	0	0
Kidnaping/Abduction	0	0	0	0
Forcible Rape	0	0	0	0
Forcible Sodomy	0	0	0	0
Sexual Assault W/Object	0	0	0	0
Forcible Fondling	0	0	0	0
Incest	0	0	0	0
Statutory Rape	0	0	0	0
Aggravated Assault	0	0	0	0
Simple Assault	4	3	1	2
Intimidation	2	1	1	0
Stalking	2	2	2	0
<b>Crimes Against Property</b>				
Arson	0	0	0	0
Bribery	0	0	0	0
Burglary	2	0	0	0
Counterfeiting/Forgery	0	0	0	0
Destruction/Damage/Vandalism	1	0	0	0
Embezzlement	0	0	0	0
Extortion/Blackmail	0	0	0	0
Fraud - False Pretenses	0	0	0	0
Fraud - Credit Card/ATM	0	0	0	0
Fraud - Impersonation	0	0	0	0
Fraud - Welfare	0	0	0	0
Fraud - Wire	0	0	0	0
Motor Vehicle Theft	0	0	0	0
Robbery	1	0	0	0
Stolen Property Offenses	0	0	0	0
Theft - Pocket-picking	0	0	0	0
Theft - Purse Snatching	0	0	0	0
Theft - Shoplifting	0	0	0	0
Theft From Building	4	0	0	0
Theft From Coin Machine	0	0	0	0
Theft From Motor Vehicle	1	0	0	0
Theft of Motor Vehicle Parts	0	0	0	0
Theft - All Other Larceny	21	0	0	0
<b>Crimes Against Society</b>				
Drug/Narcotic Violations	7	7	9	0
Drug/Narcotic Equipment Violations	4	4	0	0
Gambling - Betting/Wagering	0	0	0	0
Gambling - Operating/Promoting	0	0	0	0
Gambling - Equipment Violations	0	0	0	0
Gambling - Sports Tampering	0	0	0	0
Pornography/Obscene Material	0	0	0	0
Prostitution	0	0	0	0
Prostitution Assisting/Promoting	0	0	0	0
Weapon Law Violations	2	2	1	0
<b>Total Group A Offenses</b>	<b>51</b>	<b>19</b>	<b>14</b>	<b>2</b>





# Red Bank Police Department - 2006

**2005 Population Estimate** 11,726

## Offense Overview

Offense Total 1,155  
 Number Cleared 338  
 Percent Cleared 29.26 %

Group A Crimes per 100,000 population 9,849.9

## Arrest Overview

Total Arrests 536  
 Adult Arrests 472  
 Juvenile Arrests 64  
 Unknown Age 0

Arrests per 100,000 population 4,571.0

Average number offenses/incident 1.12

## Domestic Violence Victims

Offense	Total	Arrests
Murder	0	0
Aggravated Assault	19	8
Simple Assault	120	54
Intimidation	20	1
Stalking	0	0
Forcible Rape	1	0
Forcible Sodomy	0	0
Sexual Assault W/Object	0	0
Forcible Fondling	1	0
Incest	0	0
Statutory Rape	0	0
Kidnaping/Abduction	1	1
<b>Total</b>	<b>162</b>	<b>64</b>

## TIBRS Group B Arrests

Offense	Adult	Juvenile
Bad Checks	1	0
Curfew/Vagrancy	0	9
Disorderly Conduct	7	14
DUI	58	0
Drunkenness	20	0
Family-Non Violent	0	0
Liquor Law Violations	8	3
Peeping Tom	0	0
Runaway	0	1
Trespass	8	0
All Other Offenses	123	3
<b>Total Group B</b>	<b>225</b>	<b>30</b>

TIBRS Group A Offenses	Offenses		Arrests	
	Reported	Cleared	Adult	Juvenile
<b>Crimes Against Persons</b>				
Murder	0	0	0	0
Negligent Manslaughter	0	0	0	0
Kidnaping/Abduction	2	2	2	0
Forcible Rape	7	2	1	0
Forcible Sodomy	2	0	0	0
Sexual Assault W/Object	0	0	0	0
Forcible Fondling	6	2	1	0
Incest	0	0	0	0
Statutory Rape	2	1	3	0
Aggravated Assault	64	38	23	3
Simple Assault	217	86	61	7
Intimidation	80	6	4	2
Stalking	0	0	0	0
<b>Crimes Against Property</b>				
Arson	0	0	0	0
Bribery	0	0	0	0
Burglary	115	15	10	1
Counterfeiting/Forgery	12	2	1	0
Destruction/Damage/Vandalism	76	17	6	1
Embezzlement	0	0	0	0
Extortion/Blackmail	0	0	0	0
Fraud - False Pretenses	21	6	5	0
Fraud - Credit Card/ATM	2	1	1	0
Fraud - Impersonation	3	3	3	0
Fraud - Welfare	0	0	0	0
Fraud - Wire	0	0	0	0
Motor Vehicle Theft	28	6	7	1
Robbery	17	5	7	1
Stolen Property Offenses	5	0	0	0
Theft - Pocket-picking	0	0	0	0
Theft - Purse Snatching	1	0	0	0
Theft - Shoplifting	35	12	10	2
Theft From Building	118	10	9	1
Theft From Coin Machine	6	0	0	0
Theft From Motor Vehicle	49	5	5	0
Theft of Motor Vehicle Parts	36	1	0	1
Theft - All Other Larceny	136	14	12	2
<b>Crimes Against Society</b>				
Drug/Narcotic Violations	83	77	68	9
Drug/Narcotic Equipment Violations	25	21	6	2
Gambling - Betting/Wagering	0	0	0	0
Gambling - Operating/Promoting	0	0	0	0
Gambling - Equipment Violations	0	0	0	0
Gambling - Sports Tampering	0	0	0	0
Pornography/Obscene Material	0	0	0	0
Prostitution	0	0	0	0
Prostitution Assisting/Promoting	0	0	0	0
Weapon Law Violations	7	6	2	1
<b>Total Group A Offenses</b>	<b>1,155</b>	<b>338</b>	<b>247</b>	<b>34</b>



2005 Population Estimate 1,059

**Offense Overview**

Offense Total 43  
 Number Cleared 13  
 Percent Cleared 30.23 %  
 Group A Crimes per 100,000 population 4,060.4

**Arrest Overview**

Total Arrests 37  
 Adult Arrests 33  
 Juvenile Arrests 4  
 Unknown Age 0  
 Arrests per 100,000 population 3,493.9  
 Average number offenses/incident 1.00

**Domestic Violence Victims**

Offense	Total	Arrests
Murder	0	0
Aggravated Assault	1	1
Simple Assault	3	3
Intimidation	0	0
Stalking	0	0
Forcible Rape	0	0
Forcible Sodomy	0	0
Sexual Assault W/Object	0	0
Forcible Fondling	0	0
Incest	0	0
Statutory Rape	0	0
Kidnaping/Abduction	0	0
<b>Total</b>	<b>4</b>	<b>4</b>

**TIBRS Group B Arrests**

Offense	Adult	Juvenile
Bad Checks	0	0
Curfew/Vagrancy	0	0
Disorderly Conduct	1	0
DUI	7	0
Drunkenness	14	0
Family-Non Violent	0	0
Liquor Law Violations	0	0
Peeping Tom	0	0
Runaway	0	0
Trespass	0	0
All Other Offenses	0	0
<b>Total Group B</b>	<b>22</b>	<b>0</b>

TIBRS Group A Offenses	Offenses		Arrests	
	Reported	Cleared	Adult	Juvenile
<b>Crimes Against Persons</b>				
Murder	0	0	0	0
Negligent Manslaughter	0	0	0	0
Kidnaping/Abduction	0	0	0	0
Forcible Rape	1	1	1	0
Forcible Sodomy	0	0	0	0
Sexual Assault W/Object	0	0	0	0
Forcible Fondling	0	0	0	0
Incest	0	0	0	0
Statutory Rape	0	0	0	0
Aggravated Assault	1	1	1	0
Simple Assault	7	4	4	0
Intimidation	1	0	0	0
Stalking	0	0	0	0
<b>Crimes Against Property</b>				
Arson	0	0	0	0
Bribery	0	0	0	0
Burglary	11	4	4	1
Counterfeiting/Forgery	1	0	0	0
Destruction/Damage/Vandalism	6	1	0	2
Embezzlement	1	0	0	0
Extortion/Blackmail	0	0	0	0
Fraud - False Pretenses	0	0	0	0
Fraud - Credit Card/ATM	0	0	0	0
Fraud - Impersonation	0	0	0	0
Fraud - Welfare	0	0	0	0
Fraud - Wire	0	0	0	0
Motor Vehicle Theft	0	0	0	0
Robbery	0	0	0	0
Stolen Property Offenses	0	0	0	0
Theft - Pocket-picking	0	0	0	0
Theft - Purse Snatching	0	0	0	0
Theft - Shoplifting	0	0	0	0
Theft From Building	2	0	0	0
Theft From Coin Machine	0	0	0	0
Theft From Motor Vehicle	2	0	0	0
Theft of Motor Vehicle Parts	1	0	0	0
Theft - All Other Larceny	9	2	1	1
<b>Crimes Against Society</b>				
Drug/Narcotic Violations	0	0	0	0
Drug/Narcotic Equipment Violations	0	0	0	0
Gambling - Betting/Wagering	0	0	0	0
Gambling - Operating/Promoting	0	0	0	0
Gambling - Equipment Violations	0	0	0	0
Gambling - Sports Tampering	0	0	0	0
Pornography/Obscene Material	0	0	0	0
Prostitution	0	0	0	0
Prostitution Assisting/Promoting	0	0	0	0
Weapon Law Violations	0	0	0	0
<b>Total Group A Offenses</b>	<b>43</b>	<b>13</b>	<b>11</b>	<b>4</b>



# Ridgely Police Department - 2006

2005 Population Estimate 1,593

## Offense Overview

Offense Total 107  
Number Cleared 66  
Percent Cleared 61.68 %

Group A Crimes per 100,000 population 6,716.9

## Arrest Overview

Total Arrests 99  
Adult Arrests 74  
Juvenile Arrests 25  
Unknown Age 0

Arrests per 100,000 population 6,214.7

Average number offenses/incident 1.06

## Domestic Violence Victims

Offense	Total	Arrests
Murder	0	0
Aggravated Assault	2	2
Simple Assault	12	14
Intimidation	0	0
Stalking	0	0
Forcible Rape	0	0
Forcible Sodomy	0	0
Sexual Assault W/Object	0	0
Forcible Fondling	0	0
Incest	0	0
Statutory Rape	0	0
Kidnaping/Abduction	1	1
<b>Total</b>	<b>15</b>	<b>17</b>

## TIBRS Group B Arrests

Offense	Adult	Juvenile
Bad Checks	0	0
Curfew/Vagrancy	0	1
Disorderly Conduct	3	0
DUI	7	0
Drunkenness	5	1
Family-Non Violent	0	0
Liquor Law Violations	0	0
Peeping Tom	0	0
Runaway	0	0
Trespass	4	0
All Other Offenses	6	3
<b>Total Group B</b>	<b>25</b>	<b>5</b>

TIBRS Group A Offenses	Offenses		Arrests	
	Reported	Cleared	Adult	Juvenile
<b>Crimes Against Persons</b>				
Murder	0	0	0	0
Negligent Manslaughter	0	0	0	0
Kidnaping/Abduction	1	1	1	0
Forcible Rape	0	0	0	0
Forcible Sodomy	0	0	0	0
Sexual Assault W/Object	0	0	0	0
Forcible Fondling	0	0	0	0
Incest	0	0	0	0
Statutory Rape	0	0	0	0
Aggravated Assault	3	2	1	1
Simple Assault	17	17	14	6
Intimidation	1	0	0	0
Stalking	0	0	0	0
<b>Crimes Against Property</b>				
Arson	1	1	0	3
Bribery	0	0	0	0
Burglary	11	3	2	1
Counterfeiting/Forgery	5	4	4	0
Destruction/Damage/Vandalism	23	4	2	1
Embezzlement	0	0	0	0
Extortion/Blackmail	0	0	0	0
Fraud - False Pretenses	1	1	0	4
Fraud - Credit Card/ATM	0	0	0	0
Fraud - Impersonation	0	0	0	0
Fraud - Welfare	0	0	0	0
Fraud - Wire	0	0	0	0
Motor Vehicle Theft	2	2	2	0
Robbery	1	1	1	0
Stolen Property Offenses	0	0	0	0
Theft - Pocket-picking	0	0	0	0
Theft - Purse Snatching	0	0	0	0
Theft - Shoplifting	3	3	3	0
Theft From Building	15	9	4	2
Theft From Coin Machine	1	0	0	0
Theft From Motor Vehicle	1	0	0	0
Theft of Motor Vehicle Parts	0	0	0	0
Theft - All Other Larceny	3	0	1	0
<b>Crimes Against Society</b>				
Drug/Narcotic Violations	11	11	9	2
Drug/Narcotic Equipment Violations	3	3	3	0
Gambling - Betting/Wagering	0	0	0	0
Gambling - Operating/Promoting	0	0	0	0
Gambling - Equipment Violations	0	0	0	0
Gambling - Sports Tampering	0	0	0	0
Pornography/Obscene Material	0	0	0	0
Prostitution	0	0	0	0
Prostitution Assisting/Promoting	0	0	0	0
Weapon Law Violations	4	4	2	0
<b>Total Group A Offenses</b>	<b>107</b>	<b>66</b>	<b>49</b>	<b>20</b>



# Ridgetop Police Department - 2006

**2005 Population Estimate** 1,680

## Offense Overview

Offense Total 51  
 Number Cleared 24  
 Percent Cleared 47.06 %

Group A Crimes per 100,000 population 3,035.7

## Arrest Overview

Total Arrests 43  
 Adult Arrests 38  
 Juvenile Arrests 5  
 Unknown Age 0

Arrests per 100,000 population 2,559.5

Average number offenses/incident 1.11

## Domestic Violence Victims

Offense	Total	Arrests
Murder	0	0
Aggravated Assault	0	0
Simple Assault	4	4
Intimidation	0	0
Stalking	0	0
Forcible Rape	0	0
Forcible Sodomy	0	0
Sexual Assault W/Object	0	0
Forcible Fondling	0	0
Incest	0	0
Statutory Rape	0	0
Kidnaping/Abduction	0	0
<b>Total</b>	<b>4</b>	<b>4</b>

## TIBRS Group B Arrests

Offense	Adult	Juvenile
Bad Checks	0	0
Curfew/Vagrancy	0	0
Disorderly Conduct	0	0
DUI	8	0
Drunkenness	2	0
Family-Non Violent	0	0
Liquor Law Violations	0	2
Peeping Tom	0	0
Runaway	0	0
Trespass	4	0
All Other Offenses	6	0
<b>Total Group B</b>	<b>20</b>	<b>2</b>

TIBRS Group A Offenses	Offenses		Arrests	
	Reported	Cleared	Adult	Juvenile
<b>Crimes Against Persons</b>				
Murder	0	0	0	0
Negligent Manslaughter	0	0	0	0
Kidnaping/Abduction	0	0	0	0
Forcible Rape	0	0	0	0
Forcible Sodomy	0	0	0	0
Sexual Assault W/Object	1	1	1	0
Forcible Fondling	0	0	0	0
Incest	0	0	0	0
Statutory Rape	0	0	0	0
Aggravated Assault	2	2	2	0
Simple Assault	5	5	4	1
Intimidation	0	0	0	0
Stalking	0	0	0	0
<b>Crimes Against Property</b>				
Arson	0	0	0	0
Bribery	0	0	0	0
Burglary	2	1	1	0
Counterfeiting/Forgery	1	1	1	0
Destruction/Damage/Vandalism	11	2	1	0
Embezzlement	0	0	0	0
Extortion/Blackmail	0	0	0	0
Fraud - False Pretenses	1	1	0	0
Fraud - Credit Card/ATM	1	0	0	0
Fraud - Impersonation	0	0	0	0
Fraud - Welfare	0	0	0	0
Fraud - Wire	1	1	1	0
Motor Vehicle Theft	2	0	0	0
Robbery	0	0	0	0
Stolen Property Offenses	0	0	0	0
Theft - Pocket-picking	0	0	0	0
Theft - Purse Snatching	0	0	0	0
Theft - Shoplifting	2	0	0	0
Theft From Building	2	1	0	0
Theft From Coin Machine	0	0	0	0
Theft From Motor Vehicle	3	0	0	0
Theft of Motor Vehicle Parts	2	0	0	0
Theft - All Other Larceny	4	1	1	0
<b>Crimes Against Society</b>				
Drug/Narcotic Violations	10	7	6	2
Drug/Narcotic Equipment Violations	1	1	0	0
Gambling - Betting/Wagering	0	0	0	0
Gambling - Operating/Promoting	0	0	0	0
Gambling - Equipment Violations	0	0	0	0
Gambling - Sports Tampering	0	0	0	0
Pornography/Obscene Material	0	0	0	0
Prostitution	0	0	0	0
Prostitution Assisting/Promoting	0	0	0	0
Weapon Law Violations	0	0	0	0
<b>Total Group A Offenses</b>	<b>51</b>	<b>24</b>	<b>18</b>	<b>3</b>



# Ripley Police Department - 2006

**2005 Population Estimate**                      **7,772**

**Offense Overview**

Offense Total                                      1,820  
 Number Cleared                                467  
 Percent Cleared                                25.66 %

Group A Crimes per 100,000  
 population                                      23,417.4

**Arrest Overview**

Total Arrests                                    844  
 Adult Arrests                                    762  
 Juvenile Arrests                                82  
 Unknown Age                                    0

Arrests per 100,000 population            10,859.5

Average number offenses/incident        1.19

**Domestic Violence Victims**

Offense	Total	Arrests
Murder	0	0
Aggravated Assault	25	14
Simple Assault	164	69
Intimidation	39	6
Stalking	2	0
Forcible Rape	2	1
Forcible Sodomy	0	0
Sexual Assault W/Object	0	0
Forcible Fondling	0	0
Incest	0	0
Statutory Rape	0	0
Kidnaping/Abduction	2	1
<b>Total</b>	<b>234</b>	<b>91</b>

**TIBRS Group B Arrests**

Offense	Adult	Juvenile
Bad Checks	0	0
Curfew/Vagrancy	1	4
Disorderly Conduct	53	12
DUI	15	0
Drunkenness	14	0
Family-Non Violent	0	0
Liquor Law Violations	8	1
Peeping Tom	0	0
Runaway	0	0
Trespass	4	0
All Other Offenses	317	2
<b>Total Group B</b>	<b>412</b>	<b>19</b>

TIBRS Group A Offenses	Offenses		Arrests	
	Reported	Cleared	Adult	Juvenile
<b>Crimes Against Persons</b>				
Murder	1	1	3	0
Negligent Manslaughter	0	0	0	0
Kidnaping/Abduction	2	1	1	0
Forcible Rape	5	1	1	0
Forcible Sodomy	0	0	0	0
Sexual Assault W/Object	0	0	0	0
Forcible Fondling	5	2	2	0
Incest	0	0	0	0
Statutory Rape	1	1	1	0
Aggravated Assault	115	45	33	5
Simple Assault	314	143	95	29
Intimidation	192	23	15	1
Stalking	4	1	1	0
<b>Crimes Against Property</b>				
Arson	0	0	0	0
Bribery	0	0	0	0
Burglary	226	27	19	11
Counterfeiting/Forgery	51	12	9	1
Destruction/Damage/Vandalism	267	25	12	3
Embezzlement	4	1	1	0
Extortion/Blackmail	0	0	0	0
Fraud - False Pretenses	67	17	9	0
Fraud - Credit Card/ATM	6	1	0	0
Fraud - Impersonation	11	3	1	0
Fraud - Welfare	0	0	0	0
Fraud - Wire	0	0	0	0
Motor Vehicle Theft	30	6	6	0
Robbery	10	3	4	0
Stolen Property Offenses	0	0	0	0
Theft - Pocket-picking	2	0	0	0
Theft - Purse Snatching	1	1	1	0
Theft - Shoplifting	57	33	37	1
Theft From Building	103	14	13	2
Theft From Coin Machine	2	0	0	0
Theft From Motor Vehicle	61	2	2	0
Theft of Motor Vehicle Parts	54	7	9	0
Theft - All Other Larceny	146	15	9	4
<b>Crimes Against Society</b>				
Drug/Narcotic Violations	48	48	48	6
Drug/Narcotic Equipment Violations	24	24	13	0
Gambling - Betting/Wagering	0	0	0	0
Gambling - Operating/Promoting	0	0	0	0
Gambling - Equipment Violations	0	0	0	0
Gambling - Sports Tampering	0	0	0	0
Pornography/Obscene Material	0	0	0	0
Prostitution	0	0	0	0
Prostitution Assisting/Promoting	0	0	0	0
Weapon Law Violations	11	10	5	0
<b>Total Group A Offenses</b>	<b>1,820</b>	<b>467</b>	<b>350</b>	<b>63</b>



# Rockwood Police Department - 2006

**2005 Population Estimate** 5,426

## Offense Overview

Offense Total 740  
Number Cleared 77  
Percent Cleared 10.41 %

Group A Crimes per 100,000 population 13,638.0

## Arrest Overview

Total Arrests 140  
Adult Arrests 138  
Juvenile Arrests 2  
Unknown Age 0

Arrests per 100,000 population 2,580.2

Average number offenses/incident 1.00

## Domestic Violence Victims

Offense	Total	Arrests
Murder	0	0
Aggravated Assault	3	3
Simple Assault	29	21
Intimidation	16	0
Stalking	0	0
Forcible Rape	0	0
Forcible Sodomy	0	0
Sexual Assault W/Object	0	0
Forcible Fondling	0	0
Incest	0	0
Statutory Rape	0	0
Kidnaping/Abduction	0	0
<b>Total</b>	<b>48</b>	<b>24</b>

## TIBRS Group B Arrests

Offense	Adult	Juvenile
Bad Checks	0	0
Curfew/Vagrancy	0	0
Disorderly Conduct	2	0
DUI	21	0
Drunkenness	35	0
Family-Non Violent	0	0
Liquor Law Violations	0	0
Peeping Tom	0	0
Runaway	0	0
Trespass	8	0
All Other Offenses	0	0
<b>Total Group B</b>	<b>66</b>	<b>0</b>

TIBRS Group A Offenses	Offenses		Arrests	
	Reported	Cleared	Adult	Juvenile
<b>Crimes Against Persons</b>				
Murder	0	0	0	0
Negligent Manslaughter	0	0	0	0
Kidnaping/Abduction	0	0	0	0
Forcible Rape	0	0	0	0
Forcible Sodomy	0	0	0	0
Sexual Assault W/Object	0	0	0	0
Forcible Fondling	4	1	1	0
Incest	0	0	0	0
Statutory Rape	0	0	0	0
Aggravated Assault	16	8	7	0
Simple Assault	80	27	25	2
Intimidation	144	2	2	0
Stalking	0	0	0	0
<b>Crimes Against Property</b>				
Arson	0	0	0	0
Bribery	2	1	1	0
Burglary	55	5	5	0
Counterfeiting/Forgery	14	1	0	0
Destruction/Damage/Vandalism	115	1	1	0
Embezzlement	0	0	0	0
Extortion/Blackmail	0	0	0	0
Fraud - False Pretenses	6	1	1	0
Fraud - Credit Card/ATM	2	0	0	0
Fraud - Impersonation	10	3	4	0
Fraud - Welfare	0	0	0	0
Fraud - Wire	1	0	0	0
Motor Vehicle Theft	16	0	0	0
Robbery	4	0	0	0
Stolen Property Offenses	1	1	0	0
Theft - Pocket-picking	0	0	0	0
Theft - Purse Snatching	1	1	1	0
Theft - Shoplifting	1	0	0	0
Theft From Building	185	12	11	0
Theft From Coin Machine	1	0	0	0
Theft From Motor Vehicle	54	0	0	0
Theft of Motor Vehicle Parts	5	0	0	0
Theft - All Other Larceny	11	1	1	0
<b>Crimes Against Society</b>				
Drug/Narcotic Violations	12	12	12	0
Drug/Narcotic Equipment Violations	0	0	0	0
Gambling - Betting/Wagering	0	0	0	0
Gambling - Operating/Promoting	0	0	0	0
Gambling - Equipment Violations	0	0	0	0
Gambling - Sports Tampering	0	0	0	0
Pornography/Obscene Material	0	0	0	0
Prostitution	0	0	0	0
Prostitution Assisting/Promoting	0	0	0	0
Weapon Law Violations	0	0	0	0
<b>Total Group A Offenses</b>	<b>740</b>	<b>77</b>	<b>72</b>	<b>2</b>



# Rogersville Police Department - 2006

**2005 Population Estimate** 4,283

## Offense Overview

Offense Total 1,035  
 Number Cleared 432  
 Percent Cleared 41.74 %

Group A Crimes per 100,000 population 24,165.3

## Arrest Overview

Total Arrests 405  
 Adult Arrests 382  
 Juvenile Arrests 23  
 Unknown Age 0

Arrests per 100,000 population 9,456.0

Average number offenses/incident 1.22

## Domestic Violence Victims

Offense	Total	Arrests
Murder	0	0
Aggravated Assault	9	8
Simple Assault	27	18
Intimidation	3	0
Stalking	0	0
Forcible Rape	0	0
Forcible Sodomy	0	0
Sexual Assault W/Object	0	0
Forcible Fondling	0	0
Incest	0	0
Statutory Rape	0	0
Kidnaping/Abduction	0	0
<b>Total</b>	<b>39</b>	<b>26</b>

## TIBRS Group B Arrests

Offense	Adult	Juvenile
Bad Checks	0	0
Curfew/Vagrancy	0	1
Disorderly Conduct	1	1
DUI	33	1
Drunkenness	72	0
Family-Non Violent	0	0
Liquor Law Violations	15	1
Peeping Tom	0	0
Runaway	0	0
Trespass	16	0
All Other Offenses	26	0
<b>Total Group B</b>	<b>163</b>	<b>4</b>

TIBRS Group A Offenses	Offenses		Arrests	
	Reported	Cleared	Adult	Juvenile
<b>Crimes Against Persons</b>				
Murder	0	0	0	0
Negligent Manslaughter	0	0	0	0
Kidnaping/Abduction	2	0	0	0
Forcible Rape	3	1	0	0
Forcible Sodomy	0	0	0	0
Sexual Assault W/Object	0	0	0	0
Forcible Fondling	1	0	0	0
Incest	0	0	0	0
Statutory Rape	0	0	0	0
Aggravated Assault	41	31	19	4
Simple Assault	100	61	35	6
Intimidation	46	14	3	0
Stalking	1	0	0	0
<b>Crimes Against Property</b>				
Arson	2	0	0	0
Bribery	0	0	0	0
Burglary	37	4	3	0
Counterfeiting/Forgery	122	64	17	0
Destruction/Damage/Vandalism	106	30	13	2
Embezzlement	3	2	2	0
Extortion/Blackmail	0	0	0	0
Fraud - False Pretenses	135	74	7	1
Fraud - Credit Card/ATM	46	1	0	0
Fraud - Impersonation	4	2	2	0
Fraud - Welfare	0	0	0	0
Fraud - Wire	6	1	0	0
Motor Vehicle Theft	11	1	1	0
Robbery	2	1	0	0
Stolen Property Offenses	1	0	0	0
Theft - Pocket-picking	0	0	0	0
Theft - Purse Snatching	0	0	0	0
Theft - Shoplifting	58	48	49	2
Theft From Building	64	10	5	2
Theft From Coin Machine	4	0	0	0
Theft From Motor Vehicle	50	4	4	0
Theft of Motor Vehicle Parts	20	2	2	0
Theft - All Other Larceny	99	12	7	0
<b>Crimes Against Society</b>				
Drug/Narcotic Violations	43	43	41	1
Drug/Narcotic Equipment Violations	20	19	5	1
Gambling - Betting/Wagering	0	0	0	0
Gambling - Operating/Promoting	0	0	0	0
Gambling - Equipment Violations	0	0	0	0
Gambling - Sports Tampering	0	0	0	0
Pornography/Obscene Material	1	0	0	0
Prostitution	0	0	0	0
Prostitution Assisting/Promoting	0	0	0	0
Weapon Law Violations	7	7	4	0
<b>Total Group A Offenses</b>	<b>1,035</b>	<b>432</b>	<b>219</b>	<b>19</b>



# Rossville Police Department - 2006

**2005 Population Estimate** 479

**Offense Overview**

Offense Total 33  
 Number Cleared 7  
 Percent Cleared 21.21 %

Group A Crimes per 100,000 population 6,889.4

**Arrest Overview**

Total Arrests 8  
 Adult Arrests 8  
 Juvenile Arrests 0  
 Unknown Age 0

Arrests per 100,000 population 1,670.1

Average number offenses/incident 1.10

**Domestic Violence Victims**

Offense	Total	Arrests
Murder	0	0
Aggravated Assault	0	0
Simple Assault	0	0
Intimidation	0	0
Stalking	0	0
Forcible Rape	0	0
Forcible Sodomy	0	0
Sexual Assault W/Object	0	0
Forcible Fondling	0	0
Incest	0	0
Statutory Rape	0	0
Kidnaping/Abduction	0	0
<b>Total</b>	<b>0</b>	<b>0</b>

**TIBRS Group B Arrests**

Offense	Adult	Juvenile
Bad Checks	0	0
Curfew/Vagrancy	0	0
Disorderly Conduct	0	0
DUI	4	0
Drunkenness	0	0
Family-Non Violent	0	0
Liquor Law Violations	0	0
Peeping Tom	0	0
Runaway	0	0
Trespass	0	0
All Other Offenses	1	0
<b>Total Group B</b>	<b>5</b>	<b>0</b>

TIBRS Group A Offenses	Offenses		Arrests	
	Reported	Cleared	Adult	Juvenile
<b>Crimes Against Persons</b>				
Murder	0	0	0	0
Negligent Manslaughter	0	0	0	0
Kidnaping/Abduction	0	0	0	0
Forcible Rape	0	0	0	0
Forcible Sodomy	0	0	0	0
Sexual Assault W/Object	0	0	0	0
Forcible Fondling	0	0	0	0
Incest	0	0	0	0
Statutory Rape	1	0	0	0
Aggravated Assault	1	1	1	0
Simple Assault	1	1	1	0
Intimidation	0	0	0	0
Stalking	0	0	0	0
<b>Crimes Against Property</b>				
Arson	0	0	0	0
Bribery	0	0	0	0
Burglary	5	0	0	0
Counterfeiting/Forgery	0	0	0	0
Destruction/Damage/Vandalism	3	0	0	0
Embezzlement	0	0	0	0
Extortion/Blackmail	0	0	0	0
Fraud - False Pretenses	0	0	0	0
Fraud - Credit Card/ATM	0	0	0	0
Fraud - Impersonation	0	0	0	0
Fraud - Welfare	0	0	0	0
Fraud - Wire	0	0	0	0
Motor Vehicle Theft	0	0	0	0
Robbery	0	0	0	0
Stolen Property Offenses	0	0	0	0
Theft - Pocket-picking	0	0	0	0
Theft - Purse Snatching	0	0	0	0
Theft - Shoplifting	1	0	0	0
Theft From Building	2	0	0	0
Theft From Coin Machine	0	0	0	0
Theft From Motor Vehicle	2	0	0	0
Theft of Motor Vehicle Parts	1	0	0	0
Theft - All Other Larceny	9	0	0	0
<b>Crimes Against Society</b>				
Drug/Narcotic Violations	4	3	1	0
Drug/Narcotic Equipment Violations	1	1	0	0
Gambling - Betting/Wagering	0	0	0	0
Gambling - Operating/Promoting	0	0	0	0
Gambling - Equipment Violations	0	0	0	0
Gambling - Sports Tampering	0	0	0	0
Pornography/Obscene Material	0	0	0	0
Prostitution	0	0	0	0
Prostitution Assisting/Promoting	0	0	0	0
Weapon Law Violations	2	1	0	0
<b>Total Group A Offenses</b>	<b>33</b>	<b>7</b>	<b>3</b>	<b>0</b>





# Rutherford Police Department - 2006

**2005 Population Estimate** 1,245

## Offense Overview

Offense Total 75  
 Number Cleared 28  
 Percent Cleared 37.33 %

Group A Crimes per 100,000 population 6,024.1

## Arrest Overview

Total Arrests 35  
 Adult Arrests 33  
 Juvenile Arrests 2  
 Unknown Age 0

Arrests per 100,000 population 2,811.2

Average number offenses/incident 1.15

## Domestic Violence Victims

Offense	Total	Arrests
Murder	0	0
Aggravated Assault	2	0
Simple Assault	10	4
Intimidation	0	0
Stalking	0	0
Forcible Rape	0	0
Forcible Sodomy	0	0
Sexual Assault W/Object	0	0
Forcible Fondling	0	0
Incest	0	0
Statutory Rape	0	0
Kidnaping/Abduction	0	0
<b>Total</b>	<b>12</b>	<b>4</b>

## TIBRS Group B Arrests

Offense	Adult	Juvenile
Bad Checks	0	0
Curfew/Vagrancy	0	0
Disorderly Conduct	0	0
DUI	4	0
Drunkenness	6	0
Family-Non Violent	0	0
Liquor Law Violations	0	0
Peeping Tom	0	0
Runaway	0	0
Trespass	0	0
All Other Offenses	5	0
<b>Total Group B</b>	<b>15</b>	<b>0</b>

TIBRS Group A Offenses	Offenses		Arrests	
	Reported	Cleared	Adult	Juvenile
<b>Crimes Against Persons</b>				
Murder	0	0	0	0
Negligent Manslaughter	0	0	0	0
Kidnaping/Abduction	0	0	0	0
Forcible Rape	1	1	0	1
Forcible Sodomy	0	0	0	0
Sexual Assault W/Object	0	0	0	0
Forcible Fondling	0	0	0	0
Incest	0	0	0	0
Statutory Rape	0	0	0	0
Aggravated Assault	7	4	1	0
Simple Assault	13	6	4	0
Intimidation	4	0	0	0
Stalking	0	0	0	0
<b>Crimes Against Property</b>				
Arson	1	0	0	0
Bribery	0	0	0	0
Burglary	5	0	0	0
Counterfeiting/Forgery	1	1	1	0
Destruction/Damage/Vandalism	12	1	0	0
Embezzlement	1	1	1	0
Extortion/Blackmail	0	0	0	0
Fraud - False Pretenses	2	2	1	0
Fraud - Credit Card/ATM	0	0	0	0
Fraud - Impersonation	1	1	1	0
Fraud - Welfare	0	0	0	0
Fraud - Wire	0	0	0	0
Motor Vehicle Theft	2	1	1	0
Robbery	1	1	2	0
Stolen Property Offenses	0	0	0	0
Theft - Pocket-picking	0	0	0	0
Theft - Purse Snatching	0	0	0	0
Theft - Shoplifting	1	0	0	0
Theft From Building	4	0	0	0
Theft From Coin Machine	1	0	0	0
Theft From Motor Vehicle	1	0	0	0
Theft of Motor Vehicle Parts	1	0	0	0
Theft - All Other Larceny	7	0	0	0
<b>Crimes Against Society</b>				
Drug/Narcotic Violations	7	7	6	1
Drug/Narcotic Equipment Violations	2	2	0	0
Gambling - Betting/Wagering	0	0	0	0
Gambling - Operating/Promoting	0	0	0	0
Gambling - Equipment Violations	0	0	0	0
Gambling - Sports Tampering	0	0	0	0
Pornography/Obscene Material	0	0	0	0
Prostitution	0	0	0	0
Prostitution Assisting/Promoting	0	0	0	0
Weapon Law Violations	0	0	0	0
<b>Total Group A Offenses</b>	<b>75</b>	<b>28</b>	<b>18</b>	<b>2</b>



**2005 Population Estimate** 1,261

**Offense Overview**

Offense Total 77  
 Number Cleared 18  
 Percent Cleared 23.38 %

Group A Crimes per 100,000 population 6,106.3

**Arrest Overview**

Total Arrests 64  
 Adult Arrests 56  
 Juvenile Arrests 8  
 Unknown Age 0

Arrests per 100,000 population 5,075.3

Average number offenses/incident 1.00

**Domestic Violence Victims**

Offense	Total	Arrests
Murder	0	0
Aggravated Assault	3	3
Simple Assault	4	4
Intimidation	0	0
Stalking	0	0
Forcible Rape	0	0
Forcible Sodomy	0	0
Sexual Assault W/Object	0	0
Forcible Fondling	0	0
Incest	0	0
Statutory Rape	0	0
Kidnaping/Abduction	0	0
<b>Total</b>	<b>7</b>	<b>7</b>

**TIBRS Group B Arrests**

Offense	Adult	Juvenile
Bad Checks	1	0
Curfew/Vagrancy	0	0
Disorderly Conduct	2	1
DUI	5	0
Drunkenness	4	0
Family-Non Violent	1	0
Liquor Law Violations	0	0
Peeping Tom	0	0
Runaway	0	0
Trespass	0	0
All Other Offenses	26	6
<b>Total Group B</b>	<b>39</b>	<b>7</b>

TIBRS Group A Offenses	Offenses		Arrests	
	Reported	Cleared	Adult	Juvenile
<b>Crimes Against Persons</b>				
Murder	0	0	0	0
Negligent Manslaughter	0	0	0	0
Kidnaping/Abduction	0	0	0	0
Forcible Rape	0	0	0	0
Forcible Sodomy	0	0	0	0
Sexual Assault W/Object	0	0	0	0
Forcible Fondling	0	0	0	0
Incest	0	0	0	0
Statutory Rape	0	0	0	0
Aggravated Assault	6	6	5	1
Simple Assault	6	4	4	0
Intimidation	0	0	0	0
Stalking	0	0	0	0
<b>Crimes Against Property</b>				
Arson	1	0	0	0
Bribery	0	0	0	0
Burglary	9	0	0	0
Counterfeiting/Forgery	1	0	0	0
Destruction/Damage/Vandalism	11	4	4	0
Embezzlement	0	0	0	0
Extortion/Blackmail	0	0	0	0
Fraud - False Pretenses	0	0	0	0
Fraud - Credit Card/ATM	0	0	0	0
Fraud - Impersonation	0	0	0	0
Fraud - Welfare	0	0	0	0
Fraud - Wire	0	0	0	0
Motor Vehicle Theft	5	1	1	0
Robbery	0	0	0	0
Stolen Property Offenses	0	0	0	0
Theft - Pocket-picking	0	0	0	0
Theft - Purse Snatching	0	0	0	0
Theft - Shoplifting	2	0	0	0
Theft From Building	19	2	2	0
Theft From Coin Machine	3	0	0	0
Theft From Motor Vehicle	8	0	0	0
Theft of Motor Vehicle Parts	0	0	0	0
Theft - All Other Larceny	6	1	1	0
<b>Crimes Against Society</b>				
Drug/Narcotic Violations	0	0	0	0
Drug/Narcotic Equipment Violations	0	0	0	0
Gambling - Betting/Wagering	0	0	0	0
Gambling - Operating/Promoting	0	0	0	0
Gambling - Equipment Violations	0	0	0	0
Gambling - Sports Tampering	0	0	0	0
Pornography/Obscene Material	0	0	0	0
Prostitution	0	0	0	0
Prostitution Assisting/Promoting	0	0	0	0
Weapon Law Violations	0	0	0	0
<b>Total Group A Offenses</b>	<b>77</b>	<b>18</b>	<b>17</b>	<b>1</b>



# Savannah Police Department - 2006

**2005 Population Estimate** 7,200

## Offense Overview

Offense Total 1,381  
Number Cleared 580  
Percent Cleared 42.00 %

Group A Crimes per 100,000 population 19,180.6

## Arrest Overview

Total Arrests 772  
Adult Arrests 621  
Juvenile Arrests 151  
Unknown Age 0

Arrests per 100,000 population 10,722.2

Average number offenses/incident 1.16

## Domestic Violence Victims

Offense	Total	Arrests
Murder	0	0
Aggravated Assault	3	1
Simple Assault	125	84
Intimidation	9	0
Stalking	0	0
Forcible Rape	1	0
Forcible Sodomy	0	0
Sexual Assault W/Object	1	0
Forcible Fondling	2	0
Incest	0	0
Statutory Rape	0	0
Kidnaping/Abduction	0	0
<b>Total</b>	<b>141</b>	<b>85</b>

## TIBRS Group B Arrests

Offense	Adult	Juvenile
Bad Checks	0	0
Curfew/Vagrancy	0	0
Disorderly Conduct	23	4
DUI	53	0
Drunkenness	117	3
Family-Non Violent	0	0
Liquor Law Violations	1	0
Peeping Tom	0	0
Runaway	0	2
Trespass	10	0
All Other Offenses	24	14
<b>Total Group B</b>	<b>228</b>	<b>23</b>

TIBRS Group A Offenses	Offenses		Arrests	
	Reported	Cleared	Adult	Juvenile
<b>Crimes Against Persons</b>				
Murder	0	0	0	0
Negligent Manslaughter	0	0	0	0
Kidnaping/Abduction	1	1	0	0
Forcible Rape	4	2	0	0
Forcible Sodomy	2	0	0	0
Sexual Assault W/Object	1	0	0	0
Forcible Fondling	5	1	1	0
Incest	0	0	0	0
Statutory Rape	1	1	0	0
Aggravated Assault	28	14	13	1
Simple Assault	207	136	52	77
Intimidation	34	4	1	1
Stalking	0	0	0	0
<b>Crimes Against Property</b>				
Arson	0	0	0	0
Bribery	0	0	0	0
Burglary	136	31	34	5
Counterfeiting/Forgery	101	45	46	1
Destruction/Damage/Vandalism	139	18	10	6
Embezzlement	7	5	4	0
Extortion/Blackmail	1	1	2	0
Fraud - False Pretenses	105	50	3	0
Fraud - Credit Card/ATM	25	14	12	0
Fraud - Impersonation	6	1	1	0
Fraud - Welfare	0	0	0	0
Fraud - Wire	3	0	0	0
Motor Vehicle Theft	41	14	5	16
Robbery	15	13	18	0
Stolen Property Offenses	3	1	1	0
Theft - Pocket-picking	3	0	0	0
Theft - Purse Snatching	0	0	0	0
Theft - Shoplifting	55	40	38	3
Theft From Building	128	28	20	2
Theft From Coin Machine	0	0	0	0
Theft From Motor Vehicle	63	22	18	7
Theft of Motor Vehicle Parts	45	10	11	0
Theft - All Other Larceny	114	22	12	3
<b>Crimes Against Society</b>				
Drug/Narcotic Violations	59	57	55	4
Drug/Narcotic Equipment Violations	45	45	34	0
Gambling - Betting/Wagering	0	0	0	0
Gambling - Operating/Promoting	0	0	0	0
Gambling - Equipment Violations	0	0	0	0
Gambling - Sports Tampering	0	0	0	0
Pornography/Obscene Material	0	0	0	0
Prostitution	0	0	0	0
Prostitution Assisting/Promoting	0	0	0	0
Weapon Law Violations	4	4	2	2
<b>Total Group A Offenses</b>	<b>1,381</b>	<b>580</b>	<b>393</b>	<b>128</b>



# Scotts Hill Police Department - 2006

2005 Population Estimate 914

## Offense Overview

Offense Total 27  
 Number Cleared 14  
 Percent Cleared 51.85 %  
 Group A Crimes per 100,000 population 2,954.0

## Arrest Overview

Total Arrests 22  
 Adult Arrests 22  
 Juvenile Arrests 0  
 Unknown Age 0  
 Arrests per 100,000 population 2,407.0  
 Average number offenses/incident 1.13

## Domestic Violence Victims

Offense	Total	Arrests
Murder	0	0
Aggravated Assault	0	0
Simple Assault	8	8
Intimidation	0	0
Stalking	0	0
Forcible Rape	0	0
Forcible Sodomy	0	0
Sexual Assault W/Object	0	0
Forcible Fondling	0	0
Incest	0	0
Statutory Rape	0	0
Kidnaping/Abduction	0	0
<b>Total</b>	<b>8</b>	<b>8</b>

## TIBRS Group B Arrests

Offense	Adult	Juvenile
Bad Checks	0	0
Curfew/Vagrancy	0	0
Disorderly Conduct	1	0
DUI	1	0
Drunkenness	2	0
Family-Non Violent	0	0
Liquor Law Violations	0	0
Peeping Tom	0	0
Runaway	0	0
Trespass	0	0
All Other Offenses	4	0
<b>Total Group B</b>	<b>8</b>	<b>0</b>

TIBRS Group A Offenses	Offenses		Arrests	
	Reported	Cleared	Adult	Juvenile
<b>Crimes Against Persons</b>				
Murder	0	0	0	0
Negligent Manslaughter	0	0	0	0
Kidnaping/Abduction	0	0	0	0
Forcible Rape	0	0	0	0
Forcible Sodomy	0	0	0	0
Sexual Assault W/Object	0	0	0	0
Forcible Fondling	0	0	0	0
Incest	0	0	0	0
Statutory Rape	0	0	0	0
Aggravated Assault	0	0	0	0
Simple Assault	9	9	9	0
Intimidation	0	0	0	0
Stalking	0	0	0	0
<b>Crimes Against Property</b>				
Arson	0	0	0	0
Bribery	0	0	0	0
Burglary	7	1	1	0
Counterfeiting/Forgery	0	0	0	0
Destruction/Damage/Vandalism	3	0	0	0
Embezzlement	0	0	0	0
Extortion/Blackmail	0	0	0	0
Fraud - False Pretenses	0	0	0	0
Fraud - Credit Card/ATM	0	0	0	0
Fraud - Impersonation	0	0	0	0
Fraud - Welfare	0	0	0	0
Fraud - Wire	0	0	0	0
Motor Vehicle Theft	0	0	0	0
Robbery	0	0	0	0
Stolen Property Offenses	0	0	0	0
Theft - Pocket-picking	0	0	0	0
Theft - Purse Snatching	0	0	0	0
Theft - Shoplifting	2	1	1	0
Theft From Building	2	1	1	0
Theft From Coin Machine	0	0	0	0
Theft From Motor Vehicle	0	0	0	0
Theft of Motor Vehicle Parts	2	0	0	0
Theft - All Other Larceny	0	0	0	0
<b>Crimes Against Society</b>				
Drug/Narcotic Violations	2	2	2	0
Drug/Narcotic Equipment Violations	0	0	0	0
Gambling - Betting/Wagering	0	0	0	0
Gambling - Operating/Promoting	0	0	0	0
Gambling - Equipment Violations	0	0	0	0
Gambling - Sports Tampering	0	0	0	0
Pornography/Obscene Material	0	0	0	0
Prostitution	0	0	0	0
Prostitution Assisting/Promoting	0	0	0	0
Weapon Law Violations	0	0	0	0
<b>Total Group A Offenses</b>	<b>27</b>	<b>14</b>	<b>14</b>	<b>0</b>



# Selmer Police Department - 2006

**2005 Population Estimate** 4,618

## Offense Overview

Offense Total 705  
Number Cleared 266  
Percent Cleared 37.73 %

Group A Crimes per 100,000 population 15,266.3

## Arrest Overview

Total Arrests 308  
Adult Arrests 290  
Juvenile Arrests 18  
Unknown Age 0

Arrests per 100,000 population 6,669.6

Average number offenses/incident 1.15

## Domestic Violence Victims

Offense	Total	Arrests
Murder	0	0
Aggravated Assault	14	8
Simple Assault	48	37
Intimidation	13	3
Stalking	1	0
Forcible Rape	0	0
Forcible Sodomy	0	0
Sexual Assault W/Object	0	0
Forcible Fondling	0	0
Incest	0	0
Statutory Rape	0	0
Kidnaping/Abduction	0	0
<b>Total</b>	<b>76</b>	<b>48</b>

## TIBRS Group B Arrests

Offense	Adult	Juvenile
Bad Checks	0	0
Curfew/Vagrancy	0	0
Disorderly Conduct	6	1
DUI	28	0
Drunkenness	34	0
Family-Non Violent	0	0
Liquor Law Violations	0	0
Peeping Tom	0	0
Runaway	0	0
Trespass	4	0
All Other Offenses	27	4
<b>Total Group B</b>	<b>99</b>	<b>5</b>

TIBRS Group A Offenses	Offenses		Arrests	
	Reported	Cleared	Adult	Juvenile
<b>Crimes Against Persons</b>				
Murder	0	0	0	0
Negligent Manslaughter	0	0	0	0
Kidnaping/Abduction	0	0	0	0
Forcible Rape	0	0	0	0
Forcible Sodomy	0	0	0	0
Sexual Assault W/Object	0	0	0	0
Forcible Fondling	5	4	3	0
Incest	0	0	0	0
Statutory Rape	0	0	0	0
Aggravated Assault	38	26	15	1
Simple Assault	99	66	47	3
Intimidation	44	5	4	0
Stalking	1	0	0	0
<b>Crimes Against Property</b>				
Arson	1	1	1	0
Bribery	0	0	0	0
Burglary	59	6	6	3
Counterfeiting/Forgery	27	9	9	0
Destruction/Damage/Vandalism	73	13	5	1
Embezzlement	2	1	1	0
Extortion/Blackmail	0	0	0	0
Fraud - False Pretenses	14	7	2	0
Fraud - Credit Card/ATM	6	1	1	0
Fraud - Impersonation	7	3	3	0
Fraud - Welfare	0	0	0	0
Fraud - Wire	0	0	0	0
Motor Vehicle Theft	21	3	3	0
Robbery	4	1	1	0
Stolen Property Offenses	0	0	0	0
Theft - Pocket-picking	1	0	0	0
Theft - Purse Snatching	0	0	0	0
Theft - Shoplifting	20	12	11	1
Theft From Building	40	5	2	3
Theft From Coin Machine	0	0	0	0
Theft From Motor Vehicle	40	3	2	0
Theft of Motor Vehicle Parts	17	0	0	0
Theft - All Other Larceny	87	5	5	0
<b>Crimes Against Society</b>				
Drug/Narcotic Violations	58	56	49	1
Drug/Narcotic Equipment Violations	32	31	15	0
Gambling - Betting/Wagering	0	0	0	0
Gambling - Operating/Promoting	0	0	0	0
Gambling - Equipment Violations	0	0	0	0
Gambling - Sports Tampering	0	0	0	0
Pornography/Obscene Material	0	0	0	0
Prostitution	0	0	0	0
Prostitution Assisting/Promoting	0	0	0	0
Weapon Law Violations	9	8	6	0
<b>Total Group A Offenses</b>	<b>705</b>	<b>266</b>	<b>191</b>	<b>13</b>



# Sevierville Police Department - 2006

**2005 Population Estimate**                      **14,788**

**Offense Overview**

Offense Total                                      2,029

Number Cleared                                  840

Percent Cleared                                  41.40 %

Group A Crimes per 100,000  
population                                      13,720.6

**Arrest Overview**

Total Arrests                                      1,087

Adult Arrests                                      814

Juvenile Arrests                                  273

Unknown Age                                      0

Arrests per 100,000 population              7,350.6

Average number offenses/incident           1.10

**Domestic Violence Victims**

Offense	Total	Arrests
Murder	0	0
Aggravated Assault	6	5
Simple Assault	124	58
Intimidation	21	7
Stalking	3	0
Forcible Rape	1	0
Forcible Sodomy	0	0
Sexual Assault W/Object	0	0
Forcible Fondling	1	1
Incest	0	0
Statutory Rape	3	1
Kidnaping/Abduction	0	0
<b>Total</b>	<b>159</b>	<b>72</b>

**TIBRS Group B Arrests**

Offense	Adult	Juvenile
Bad Checks	1	0
Curfew/Vagrancy	0	0
Disorderly Conduct	14	23
DUI	108	1
Drunkenness	99	1
Family-Non Violent	5	6
Liquor Law Violations	17	8
Peeping Tom	0	0
Runaway	0	20
Trespass	6	1
All Other Offenses	84	124
<b>Total Group B</b>	<b>334</b>	<b>184</b>

TIBRS Group A Offenses	Offenses		Arrests	
	Reported	Cleared	Adult	Juvenile
<b>Crimes Against Persons</b>				
Murder	1	1	1	0
Negligent Manslaughter	0	0	0	0
Kidnaping/Abduction	1	1	1	0
Forcible Rape	11	6	1	0
Forcible Sodomy	1	1	0	1
Sexual Assault W/Object	1	0	0	0
Forcible Fondling	15	12	4	2
Incest	0	0	0	0
Statutory Rape	6	4	3	0
Aggravated Assault	39	31	21	1
Simple Assault	212	169	74	19
Intimidation	93	55	18	0
Stalking	10	1	0	0
<b>Crimes Against Property</b>				
Arson	1	1	0	2
Bribery	0	0	0	0
Burglary	163	24	15	6
Counterfeiting/Forgery	55	22	14	0
Destruction/Damage/Vandalism	196	41	9	5
Embezzlement	44	30	19	2
Extortion/Blackmail	0	0	0	0
Fraud - False Pretenses	109	44	18	0
Fraud - Credit Card/ATM	32	5	1	0
Fraud - Impersonation	22	13	6	1
Fraud - Welfare	0	0	0	0
Fraud - Wire	4	0	0	0
Motor Vehicle Theft	59	6	6	0
Robbery	7	4	4	0
Stolen Property Offenses	7	7	4	1
Theft - Pocket-picking	1	0	0	0
Theft - Purse Snatching	1	0	0	0
Theft - Shoplifting	171	112	109	12
Theft From Building	170	32	17	2
Theft From Coin Machine	33	10	3	0
Theft From Motor Vehicle	160	21	15	1
Theft of Motor Vehicle Parts	71	6	5	0
Theft - All Other Larceny	178	28	13	5
<b>Crimes Against Society</b>				
Drug/Narcotic Violations	96	96	80	19
Drug/Narcotic Equipment Violations	39	39	11	3
Gambling - Betting/Wagering	0	0	0	0
Gambling - Operating/Promoting	0	0	0	0
Gambling - Equipment Violations	0	0	0	0
Gambling - Sports Tampering	0	0	0	0
Pornography/Obscene Material	2	0	0	0
Prostitution	0	0	0	0
Prostitution Assisting/Promoting	0	0	0	0
Weapon Law Violations	18	18	8	7
<b>Total Group A Offenses</b>	<b>2,029</b>	<b>840</b>	<b>480</b>	<b>89</b>



# Sharon Police Department - 2006

**2005 Population Estimate**                      **935**

**Offense Overview**

Offense Total                                      137  
 Number Cleared                                103  
 Percent Cleared                                75.18 %

Group A Crimes per 100,000  
 population                                      14,652.4

**Arrest Overview**

Total Arrests                                    131  
 Adult Arrests                                    130  
 Juvenile Arrests                                1  
 Unknown Age                                    0

Arrests per 100,000 population            14,010.7

Average number offenses/incident        1.38

**Domestic Violence Victims**

Offense	Total	Arrests
Murder	0	0
Aggravated Assault	4	2
Simple Assault	11	10
Intimidation	4	0
Stalking	0	0
Forcible Rape	0	0
Forcible Sodomy	0	0
Sexual Assault W/Object	0	0
Forcible Fondling	0	0
Incest	0	0
Statutory Rape	0	0
Kidnaping/Abduction	0	0
<b>Total</b>	<b>19</b>	<b>12</b>

**TIBRS Group B Arrests**

Offense	Adult	Juvenile
Bad Checks	0	0
Curfew/Vagrancy	0	0
Disorderly Conduct	1	0
DUI	25	0
Drunkenness	8	0
Family-Non Violent	0	0
Liquor Law Violations	10	0
Peeping Tom	0	0
Runaway	0	0
Trespass	3	0
All Other Offenses	6	1
<b>Total Group B</b>	<b>53</b>	<b>1</b>

TIBRS Group A Offenses	Offenses		Arrests	
	Reported	Cleared	Adult	Juvenile
<b>Crimes Against Persons</b>				
Murder	0	0	0	0
Negligent Manslaughter	0	0	0	0
Kidnaping/Abduction	0	0	0	0
Forcible Rape	0	0	0	0
Forcible Sodomy	0	0	0	0
Sexual Assault W/Object	0	0	0	0
Forcible Fondling	0	0	0	0
Incest	0	0	0	0
Statutory Rape	0	0	0	0
Aggravated Assault	5	4	4	0
Simple Assault	16	16	13	0
Intimidation	22	6	3	0
Stalking	0	0	0	0
<b>Crimes Against Property</b>				
Arson	0	0	0	0
Bribery	0	0	0	0
Burglary	8	1	1	0
Counterfeiting/Forgery	2	2	2	0
Destruction/Damage/Vandalism	6	1	1	0
Embezzlement	0	0	0	0
Extortion/Blackmail	0	0	0	0
Fraud - False Pretenses	2	2	0	0
Fraud - Credit Card/ATM	0	0	0	0
Fraud - Impersonation	0	0	0	0
Fraud - Welfare	0	0	0	0
Fraud - Wire	0	0	0	0
Motor Vehicle Theft	1	1	0	0
Robbery	0	0	0	0
Stolen Property Offenses	2	2	2	0
Theft - Pocket-picking	0	0	0	0
Theft - Purse Snatching	0	0	0	0
Theft - Shoplifting	0	0	0	0
Theft From Building	3	0	0	0
Theft From Coin Machine	0	0	0	0
Theft From Motor Vehicle	1	0	0	0
Theft of Motor Vehicle Parts	1	0	0	0
Theft - All Other Larceny	1	1	1	0
<b>Crimes Against Society</b>				
Drug/Narcotic Violations	36	36	41	0
Drug/Narcotic Equipment Violations	23	23	3	0
Gambling - Betting/Wagering	0	0	0	0
Gambling - Operating/Promoting	0	0	0	0
Gambling - Equipment Violations	0	0	0	0
Gambling - Sports Tampering	0	0	0	0
Pornography/Obscene Material	0	0	0	0
Prostitution	0	0	0	0
Prostitution Assisting/Promoting	0	0	0	0
Weapon Law Violations	8	8	6	0
<b>Total Group A Offenses</b>	<b>137</b>	<b>103</b>	<b>77</b>	<b>0</b>



# Shelbyville Police Department - 2006

**2005 Population Estimate**                      **18,648**

**Offense Overview**

Offense Total                                      1,676  
 Number Cleared                                529  
 Percent Cleared                                31.56 %

Group A Crimes per 100,000  
 population                                      8,987.6

**Arrest Overview**

Total Arrests                                    1,155  
 Adult Arrests                                    1,067  
 Juvenile Arrests                                88  
 Unknown Age                                    0

Arrests per 100,000 population            6,193.7

Average number offenses/incident        1.07

**Domestic Violence Victims**

Offense	Total	Arrests
Murder	0	0
Aggravated Assault	20	15
Simple Assault	207	118
Intimidation	10	4
Stalking	0	0
Forcible Rape	1	0
Forcible Sodomy	2	0
Sexual Assault W/Object	0	0
Forcible Fondling	4	2
Incest	0	0
Statutory Rape	3	3
Kidnaping/Abduction	0	0
<b>Total</b>	<b>247</b>	<b>142</b>

**TIBRS Group B Arrests**

Offense	Adult	Juvenile
Bad Checks	90	0
Curfew/Vagrancy	0	1
Disorderly Conduct	22	12
DUI	219	1
Drunkenness	209	0
Family-Non Violent	3	0
Liquor Law Violations	17	7
Peeping Tom	0	0
Runaway	0	2
Trespass	7	0
All Other Offenses	48	5
<b>Total Group B</b>	<b>615</b>	<b>28</b>

TIBRS Group A Offenses	Offenses		Arrests	
	Reported	Cleared	Adult	Juvenile
<b>Crimes Against Persons</b>				
Murder	0	0	0	0
Negligent Manslaughter	0	0	0	0
Kidnaping/Abduction	4	2	4	0
Forcible Rape	6	2	1	0
Forcible Sodomy	2	0	0	0
Sexual Assault W/Object	0	0	0	0
Forcible Fondling	16	7	5	1
Incest	0	0	0	0
Statutory Rape	4	4	4	0
Aggravated Assault	65	42	36	2
Simple Assault	324	180	145	15
Intimidation	29	7	6	0
Stalking	2	1	1	0
<b>Crimes Against Property</b>				
Arson	1	0	0	0
Bribery	0	0	0	0
Burglary	162	17	14	5
Counterfeiting/Forgery	41	15	17	0
Destruction/Damage/Vandalism	293	20	16	1
Embezzlement	5	3	2	0
Extortion/Blackmail	0	0	0	0
Fraud - False Pretenses	14	3	0	1
Fraud - Credit Card/ATM	21	3	3	0
Fraud - Impersonation	14	8	6	2
Fraud - Welfare	0	0	0	0
Fraud - Wire	0	0	0	0
Motor Vehicle Theft	53	17	10	6
Robbery	21	3	4	1
Stolen Property Offenses	1	0	0	0
Theft - Pocket-picking	1	0	0	0
Theft - Purse Snatching	5	1	3	0
Theft - Shoplifting	34	18	20	0
Theft From Building	130	13	10	2
Theft From Coin Machine	3	0	0	0
Theft From Motor Vehicle	97	3	4	1
Theft of Motor Vehicle Parts	65	3	1	1
Theft - All Other Larceny	122	18	16	0
<b>Crimes Against Society</b>				
Drug/Narcotic Violations	87	85	93	17
Drug/Narcotic Equipment Violations	30	30	13	0
Gambling - Betting/Wagering	0	0	0	0
Gambling - Operating/Promoting	0	0	0	0
Gambling - Equipment Violations	0	0	0	0
Gambling - Sports Tampering	0	0	0	0
Pornography/Obscene Material	0	0	0	0
Prostitution	1	1	0	0
Prostitution Assisting/Promoting	0	0	2	0
Weapon Law Violations	23	23	16	5
<b>Total Group A Offenses</b>	<b>1,676</b>	<b>529</b>	<b>452</b>	<b>60</b>





# Signal Mountain Police Department - 2006

**2005 Population Estimate** 7,146

## Offense Overview

Offense Total 326  
Number Cleared 169  
Percent Cleared 51.84 %

Group A Crimes per 100,000 population 4,562.0

## Arrest Overview

Total Arrests 236  
Adult Arrests 187  
Juvenile Arrests 49  
Unknown Age 0

Arrests per 100,000 population 3,302.5

Average number offenses/incident 1.20

## Domestic Violence Victims

Offense	Total	Arrests
Murder	0	0
Aggravated Assault	1	1
Simple Assault	17	8
Intimidation	7	0
Stalking	0	0
Forcible Rape	0	0
Forcible Sodomy	0	0
Sexual Assault W/Object	0	0
Forcible Fondling	0	0
Incest	0	0
Statutory Rape	0	0
Kidnaping/Abduction	0	0
<b>Total</b>	<b>25</b>	<b>9</b>

## TIBRS Group B Arrests

Offense	Adult	Juvenile
Bad Checks	10	0
Curfew/Vagrancy	0	0
Disorderly Conduct	2	0
DUI	24	2
Drunkenness	5	0
Family-Non Violent	0	0
Liquor Law Violations	27	15
Peeping Tom	0	0
Runaway	0	0
Trespass	0	9
All Other Offenses	16	3
<b>Total Group B</b>	<b>84</b>	<b>29</b>

TIBRS Group A Offenses	Offenses		Arrests	
	Reported	Cleared	Adult	Juvenile
<b>Crimes Against Persons</b>				
Murder	0	0	0	0
Negligent Manslaughter	0	0	0	0
Kidnaping/Abduction	0	0	0	0
Forcible Rape	0	0	0	0
Forcible Sodomy	0	0	0	0
Sexual Assault W/Object	0	0	0	0
Forcible Fondling	0	0	0	0
Incest	0	0	0	0
Statutory Rape	0	0	0	0
Aggravated Assault	5	2	2	0
Simple Assault	31	16	8	4
Intimidation	34	3	1	0
Stalking	0	0	0	0
<b>Crimes Against Property</b>				
Arson	0	0	0	0
Bribery	0	0	0	0
Burglary	16	5	6	0
Counterfeiting/Forgery	4	1	1	0
Destruction/Damage/Vandalism	26	2	0	0
Embezzlement	0	0	0	0
Extortion/Blackmail	0	0	0	0
Fraud - False Pretenses	9	0	0	0
Fraud - Credit Card/ATM	1	0	0	0
Fraud - Impersonation	11	1	1	0
Fraud - Welfare	0	0	0	0
Fraud - Wire	0	0	0	0
Motor Vehicle Theft	0	0	0	0
Robbery	0	0	0	0
Stolen Property Offenses	1	1	0	1
Theft - Pocket-picking	0	0	0	0
Theft - Purse Snatching	0	0	0	0
Theft - Shoplifting	2	0	0	0
Theft From Building	22	8	5	1
Theft From Coin Machine	1	0	0	0
Theft From Motor Vehicle	29	26	9	0
Theft of Motor Vehicle Parts	13	6	0	0
Theft - All Other Larceny	13	1	0	0
<b>Crimes Against Society</b>				
Drug/Narcotic Violations	60	57	58	13
Drug/Narcotic Equipment Violations	45	38	12	1
Gambling - Betting/Wagering	0	0	0	0
Gambling - Operating/Promoting	0	0	0	0
Gambling - Equipment Violations	0	0	0	0
Gambling - Sports Tampering	0	0	0	0
Pornography/Obscene Material	0	0	0	0
Prostitution	0	0	0	0
Prostitution Assisting/Promoting	0	0	0	0
Weapon Law Violations	3	2	0	0
<b>Total Group A Offenses</b>	<b>326</b>	<b>169</b>	<b>103</b>	<b>20</b>



# Smithville Police Department - 2006

2005 Population Estimate 4,160

## Offense Overview

Offense Total 685  
Number Cleared 192  
Percent Cleared 28.03 %

Group A Crimes per 100,000 population 16,466.3

## Arrest Overview

Total Arrests 356  
Adult Arrests 343  
Juvenile Arrests 13  
Unknown Age 0

Arrests per 100,000 population 8,557.7

Average number offenses/incident 1.08

## Domestic Violence Victims

Offense	Total	Arrests
Murder	0	0
Aggravated Assault	5	4
Simple Assault	20	18
Intimidation	0	0
Stalking	0	0
Forcible Rape	0	0
Forcible Sodomy	1	1
Sexual Assault W/Object	0	0
Forcible Fondling	1	0
Incest	0	0
Statutory Rape	1	1
Kidnaping/Abduction	0	0
<b>Total</b>	<b>28</b>	<b>24</b>

## TIBRS Group B Arrests

Offense	Adult	Juvenile
Bad Checks	14	0
Curfew/Vagrancy	0	0
Disorderly Conduct	18	1
DUI	53	0
Drunkenness	34	2
Family-Non Violent	0	0
Liquor Law Violations	30	0
Peeping Tom	0	0
Runaway	0	0
Trespass	1	1
All Other Offenses	19	2
<b>Total Group B</b>	<b>169</b>	<b>6</b>

TIBRS Group A Offenses	Offenses		Arrests	
	Reported	Cleared	Adult	Juvenile
<b>Crimes Against Persons</b>				
Murder	0	0	0	0
Negligent Manslaughter	0	0	0	0
Kidnaping/Abduction	0	0	0	0
Forcible Rape	0	0	0	0
Forcible Sodomy	1	1	1	0
Sexual Assault W/Object	0	0	0	0
Forcible Fondling	2	1	0	0
Incest	0	0	0	0
Statutory Rape	1	1	1	0
Aggravated Assault	32	17	15	0
Simple Assault	79	40	37	3
Intimidation	71	1	0	0
Stalking	5	1	1	0
<b>Crimes Against Property</b>				
Arson	3	0	0	0
Bribery	0	0	0	0
Burglary	47	11	15	0
Counterfeiting/Forgery	20	5	6	0
Destruction/Damage/Vandalism	101	8	3	2
Embezzlement	3	0	0	0
Extortion/Blackmail	0	0	0	0
Fraud - False Pretenses	16	2	0	0
Fraud - Credit Card/ATM	1	0	0	0
Fraud - Impersonation	1	1	1	0
Fraud - Welfare	0	0	0	0
Fraud - Wire	0	0	0	0
Motor Vehicle Theft	13	2	5	0
Robbery	1	1	1	0
Stolen Property Offenses	0	0	0	0
Theft - Pocket-picking	0	0	0	0
Theft - Purse Snatching	0	0	0	0
Theft - Shoplifting	30	27	30	1
Theft From Building	64	5	4	0
Theft From Coin Machine	1	0	0	0
Theft From Motor Vehicle	42	2	3	0
Theft of Motor Vehicle Parts	41	2	1	0
Theft - All Other Larceny	44	0	0	0
<b>Crimes Against Society</b>				
Drug/Narcotic Violations	37	36	36	1
Drug/Narcotic Equipment Violations	25	24	11	0
Gambling - Betting/Wagering	0	0	0	0
Gambling - Operating/Promoting	0	0	0	0
Gambling - Equipment Violations	0	0	0	0
Gambling - Sports Tampering	0	0	0	0
Pornography/Obscene Material	0	0	0	0
Prostitution	0	0	0	0
Prostitution Assisting/Promoting	0	0	0	0
Weapon Law Violations	4	4	3	0
<b>Total Group A Offenses</b>	<b>685</b>	<b>192</b>	<b>174</b>	<b>7</b>



**2005 Population Estimate**                      **33,497**

**Offense Overview**

Offense Total                                      2,115  
 Number Cleared                                580  
 Percent Cleared                                27.42 %

Group A Crimes per 100,000  
 population                                      6,314.0

**Arrest Overview**

Total Arrests                                    1,250  
 Adult Arrests                                    1,140  
 Juvenile Arrests                                110  
 Unknown Age                                    0

Arrests per 100,000 population            3,731.7

Average number offenses/incident        1.16

**Domestic Violence Victims**

Offense	Total	Arrests
Murder	0	0
Aggravated Assault	35	13
Simple Assault	231	113
Intimidation	63	0
Stalking	4	0
Forcible Rape	6	0
Forcible Sodomy	0	0
Sexual Assault W/Object	0	0
Forcible Fondling	6	1
Incest	0	0
Statutory Rape	1	0
Kidnaping/Abduction	2	0
<b>Total</b>	<b>348</b>	<b>127</b>

**TIBRS Group B Arrests**

Offense	Adult	Juvenile
Bad Checks	124	0
Curfew/Vagrancy	0	14
Disorderly Conduct	29	1
DUI	230	3
Drunkenness	90	0
Family-Non Violent	0	0
Liquor Law Violations	44	8
Peeping Tom	0	0
Runaway	0	9
Trespass	21	3
All Other Offenses	243	29
<b>Total Group B</b>	<b>781</b>	<b>67</b>

TIBRS Group A Offenses	Offenses		Arrests	
	Reported	Cleared	Adult	Juvenile
<b>Crimes Against Persons</b>				
Murder	0	0	1	0
Negligent Manslaughter	0	0	0	0
Kidnaping/Abduction	3	1	0	0
Forcible Rape	9	2	1	1
Forcible Sodomy	0	0	0	0
Sexual Assault W/Object	0	0	0	0
Forcible Fondling	12	10	1	1
Incest	0	0	0	0
Statutory Rape	4	0	0	0
Aggravated Assault	97	49	23	4
Simple Assault	403	171	125	16
Intimidation	161	12	0	0
Stalking	17	0	0	0
<b>Crimes Against Property</b>				
Arson	4	0	0	0
Bribery	0	0	0	0
Burglary	272	25	2	2
Counterfeiting/Forgery	49	16	8	0
Destruction/Damage/Vandalism	280	23	5	0
Embezzlement	7	4	0	0
Extortion/Blackmail	1	0	0	0
Fraud - False Pretenses	19	7	0	0
Fraud - Credit Card/ATM	21	2	0	0
Fraud - Impersonation	34	26	25	2
Fraud - Welfare	0	0	0	0
Fraud - Wire	2	0	0	0
Motor Vehicle Theft	55	7	2	2
Robbery	16	2	3	0
Stolen Property Offenses	6	2	0	1
Theft - Pocket-picking	2	0	0	0
Theft - Purse Snatching	0	0	0	0
Theft - Shoplifting	59	37	37	4
Theft From Building	141	20	6	1
Theft From Coin Machine	5	0	0	0
Theft From Motor Vehicle	50	6	2	0
Theft of Motor Vehicle Parts	43	0	4	0
Theft - All Other Larceny	221	36	14	0
<b>Crimes Against Society</b>				
Drug/Narcotic Violations	80	80	84	5
Drug/Narcotic Equipment Violations	39	39	11	1
Gambling - Betting/Wagering	0	0	0	0
Gambling - Operating/Promoting	0	0	0	0
Gambling - Equipment Violations	0	0	0	0
Gambling - Sports Tampering	0	0	0	0
Pornography/Obscene Material	0	0	0	0
Prostitution	0	0	0	0
Prostitution Assisting/Promoting	0	0	0	0
Weapon Law Violations	3	3	5	3
<b>Total Group A Offenses</b>	<b>2,115</b>	<b>580</b>	<b>359</b>	<b>43</b>



# Sneedville Police Department - 2006

**2005 Population Estimate** 1,317

## Offense Overview

Offense Total 113  
 Number Cleared 12  
 Percent Cleared 10.62 %  
 Group A Crimes per 100,000 population 8,580.1

## Arrest Overview

Total Arrests 42  
 Adult Arrests 41  
 Juvenile Arrests 1  
 Unknown Age 0  
 Arrests per 100,000 population 3,189.1  
 Average number offenses/incident 1.02

## Domestic Violence Victims

Offense	Total	Arrests
Murder	0	0
Aggravated Assault	0	0
Simple Assault	0	0
Intimidation	0	0
Stalking	0	0
Forcible Rape	0	0
Forcible Sodomy	0	0
Sexual Assault W/Object	0	0
Forcible Fondling	0	0
Incest	0	0
Statutory Rape	0	0
Kidnaping/Abduction	0	0
<b>Total</b>	<b>0</b>	<b>0</b>

## TIBRS Group B Arrests

Offense	Adult	Juvenile
Bad Checks	0	0
Curfew/Vagrancy	0	0
Disorderly Conduct	4	0
DUI	4	0
Drunkenness	15	0
Family-Non Violent	0	0
Liquor Law Violations	0	0
Peeping Tom	0	0
Runaway	0	0
Trespass	0	0
All Other Offenses	8	0
<b>Total Group B</b>	<b>31</b>	<b>0</b>

TIBRS Group A Offenses	Offenses		Arrests	
	Reported	Cleared	Adult	Juvenile
<b>Crimes Against Persons</b>				
Murder	0	0	0	0
Negligent Manslaughter	0	0	0	0
Kidnaping/Abduction	0	0	0	0
Forcible Rape	0	0	0	0
Forcible Sodomy	0	0	0	0
Sexual Assault W/Object	0	0	0	0
Forcible Fondling	0	0	0	0
Incest	0	0	0	0
Statutory Rape	0	0	0	0
Aggravated Assault	2	0	0	0
Simple Assault	6	0	0	0
Intimidation	0	0	0	0
Stalking	0	0	0	0
<b>Crimes Against Property</b>				
Arson	0	0	0	0
Bribery	0	0	0	0
Burglary	19	0	0	0
Counterfeiting/Forgery	14	4	3	0
Destruction/Damage/Vandalism	14	0	0	0
Embezzlement	0	0	0	0
Extortion/Blackmail	0	0	0	0
Fraud - False Pretenses	0	0	0	0
Fraud - Credit Card/ATM	5	1	1	0
Fraud - Impersonation	0	0	0	0
Fraud - Welfare	0	0	0	0
Fraud - Wire	0	0	0	0
Motor Vehicle Theft	2	1	1	0
Robbery	1	0	0	0
Stolen Property Offenses	0	0	0	0
Theft - Pocket-picking	1	0	0	0
Theft - Purse Snatching	1	0	0	0
Theft - Shoplifting	0	0	0	0
Theft From Building	25	2	1	1
Theft From Coin Machine	0	0	0	0
Theft From Motor Vehicle	9	0	0	0
Theft of Motor Vehicle Parts	0	0	0	0
Theft - All Other Larceny	12	3	3	0
<b>Crimes Against Society</b>				
Drug/Narcotic Violations	2	1	1	0
Drug/Narcotic Equipment Violations	0	0	0	0
Gambling - Betting/Wagering	0	0	0	0
Gambling - Operating/Promoting	0	0	0	0
Gambling - Equipment Violations	0	0	0	0
Gambling - Sports Tampering	0	0	0	0
Pornography/Obscene Material	0	0	0	0
Prostitution	0	0	0	0
Prostitution Assisting/Promoting	0	0	0	0
Weapon Law Violations	0	0	0	0
<b>Total Group A Offenses</b>	<b>113</b>	<b>12</b>	<b>10</b>	<b>1</b>



# Soddy Daisy Police Department - 2006

**2005 Population Estimate** 11,985

## Offense Overview

Offense Total 961  
Number Cleared 402  
Percent Cleared 41.83 %

Group A Crimes per 100,000 population 8,018.4

## Arrest Overview

Total Arrests 673  
Adult Arrests 606  
Juvenile Arrests 67  
Unknown Age 0

Arrests per 100,000 population 5,615.4

Average number offenses/incident 1.13

## Domestic Violence Victims

Offense	Total	Arrests
Murder	0	0
Aggravated Assault	24	13
Simple Assault	70	41
Intimidation	25	7
Stalking	2	0
Forcible Rape	0	0
Forcible Sodomy	0	0
Sexual Assault W/Object	0	0
Forcible Fondling	2	1
Incest	0	0
Statutory Rape	0	0
Kidnaping/Abduction	0	0
<b>Total</b>	<b>123</b>	<b>62</b>

## TIBRS Group B Arrests

Offense	Adult	Juvenile
Bad Checks	0	0
Curfew/Vagrancy	0	2
Disorderly Conduct	12	6
DUI	55	0
Drunkenness	28	2
Family-Non Violent	0	0
Liquor Law Violations	24	8
Peeping Tom	0	0
Runaway	0	6
Trespass	3	2
All Other Offenses	204	2
<b>Total Group B</b>	<b>326</b>	<b>28</b>

TIBRS Group A Offenses	Offenses		Arrests	
	Reported	Cleared	Adult	Juvenile
<b>Crimes Against Persons</b>				
Murder	0	0	0	0
Negligent Manslaughter	0	0	0	0
Kidnaping/Abduction	1	0	0	0
Forcible Rape	2	1	1	0
Forcible Sodomy	0	0	0	0
Sexual Assault W/Object	0	0	0	0
Forcible Fondling	3	1	1	0
Incest	0	0	0	0
Statutory Rape	0	0	0	0
Aggravated Assault	63	46	34	1
Simple Assault	129	95	47	11
Intimidation	68	20	14	1
Stalking	7	2	1	0
<b>Crimes Against Property</b>				
Arson	1	0	0	0
Bribery	0	0	0	0
Burglary	97	16	22	2
Counterfeiting/Forgery	23	9	8	0
Destruction/Damage/Vandalism	121	17	5	1
Embezzlement	11	8	8	0
Extortion/Blackmail	0	0	0	0
Fraud - False Pretenses	27	8	6	0
Fraud - Credit Card/ATM	4	1	1	0
Fraud - Impersonation	13	4	3	0
Fraud - Welfare	0	0	0	0
Fraud - Wire	1	0	0	0
Motor Vehicle Theft	20	8	4	3
Robbery	3	1	2	0
Stolen Property Offenses	0	0	0	0
Theft - Pocket-picking	0	0	0	0
Theft - Purse Snatching	0	0	0	0
Theft - Shoplifting	32	18	18	1
Theft From Building	60	21	19	0
Theft From Coin Machine	1	0	0	0
Theft From Motor Vehicle	44	2	4	0
Theft of Motor Vehicle Parts	20	2	1	0
Theft - All Other Larceny	102	15	14	0
<b>Crimes Against Society</b>				
Drug/Narcotic Violations	66	65	58	18
Drug/Narcotic Equipment Violations	38	38	6	0
Gambling - Betting/Wagering	0	0	0	0
Gambling - Operating/Promoting	0	0	0	0
Gambling - Equipment Violations	0	0	0	0
Gambling - Sports Tampering	0	0	0	0
Pornography/Obscene Material	0	0	0	0
Prostitution	0	0	0	0
Prostitution Assisting/Promoting	0	0	0	0
Weapon Law Violations	4	4	3	1
<b>Total Group A Offenses</b>	<b>961</b>	<b>402</b>	<b>280</b>	<b>39</b>



# Somerville Police Department - 2006

**2005 Population Estimate**                      **2,907**

**Offense Overview**

Offense Total                                      144  
 Number Cleared                                61  
 Percent Cleared                                42.36 %

Group A Crimes per 100,000  
 population                                      4,953.6

**Arrest Overview**

Total Arrests                                    80  
 Adult Arrests                                    75  
 Juvenile Arrests                                5  
 Unknown Age                                    0

Arrests per 100,000 population            2,752.0

Average number offenses/incident        1.02

**Domestic Violence Victims**

Offense	Total	Arrests
Murder	0	0
Aggravated Assault	1	1
Simple Assault	4	5
Intimidation	0	0
Stalking	0	0
Forcible Rape	0	0
Forcible Sodomy	0	0
Sexual Assault W/Object	0	0
Forcible Fondling	0	0
Incest	0	0
Statutory Rape	0	0
Kidnaping/Abduction	0	0
<b>Total</b>	<b>5</b>	<b>6</b>

**TIBRS Group B Arrests**

Offense	Adult	Juvenile
Bad Checks	0	0
Curfew/Vagrancy	0	0
Disorderly Conduct	3	1
DUI	7	0
Drunkenness	4	0
Family-Non Violent	0	0
Liquor Law Violations	0	0
Peeping Tom	0	0
Runaway	0	0
Trespass	1	1
All Other Offenses	0	0
<b>Total Group B</b>	<b>15</b>	<b>2</b>

TIBRS Group A Offenses	Offenses		Arrests	
	Reported	Cleared	Adult	Juvenile
<b>Crimes Against Persons</b>				
Murder	0	0	0	0
Negligent Manslaughter	0	0	0	0
Kidnaping/Abduction	0	0	0	0
Forcible Rape	1	0	0	0
Forcible Sodomy	0	0	0	0
Sexual Assault W/Object	0	0	0	0
Forcible Fondling	1	1	1	0
Incest	0	0	0	0
Statutory Rape	0	0	0	0
Aggravated Assault	7	3	4	1
Simple Assault	16	9	11	0
Intimidation	12	0	0	0
Stalking	0	0	0	0
<b>Crimes Against Property</b>				
Arson	0	0	0	0
Bribery	0	0	0	0
Burglary	3	3	3	0
Counterfeiting/Forgery	7	2	2	0
Destruction/Damage/Vandalism	10	2	2	0
Embezzlement	1	0	0	0
Extortion/Blackmail	0	0	0	0
Fraud - False Pretenses	2	1	1	0
Fraud - Credit Card/ATM	0	0	0	0
Fraud - Impersonation	2	0	0	0
Fraud - Welfare	0	0	0	0
Fraud - Wire	0	0	0	0
Motor Vehicle Theft	4	0	0	0
Robbery	3	1	2	0
Stolen Property Offenses	0	0	0	0
Theft - Pocket-picking	5	1	1	0
Theft - Purse Snatching	1	0	0	0
Theft - Shoplifting	10	7	6	0
Theft From Building	15	3	2	1
Theft From Coin Machine	0	0	0	0
Theft From Motor Vehicle	7	0	0	0
Theft of Motor Vehicle Parts	5	0	0	0
Theft - All Other Larceny	4	0	1	0
<b>Crimes Against Society</b>				
Drug/Narcotic Violations	23	23	22	1
Drug/Narcotic Equipment Violations	5	5	2	0
Gambling - Betting/Wagering	0	0	0	0
Gambling - Operating/Promoting	0	0	0	0
Gambling - Equipment Violations	0	0	0	0
Gambling - Sports Tampering	0	0	0	0
Pornography/Obscene Material	0	0	0	0
Prostitution	0	0	0	0
Prostitution Assisting/Promoting	0	0	0	0
Weapon Law Violations	0	0	0	0
<b>Total Group A Offenses</b>	<b>144</b>	<b>61</b>	<b>60</b>	<b>3</b>



# South Carthage Police Department - 2006

**2005 Population Estimate** 1,321

## Offense Overview

Offense Total 132  
 Number Cleared 53  
 Percent Cleared 40.15 %

Group A Crimes per 100,000 population 9,992.4

## Arrest Overview

Total Arrests 132  
 Adult Arrests 132  
 Juvenile Arrests 0  
 Unknown Age 0

Arrests per 100,000 population 9,992.4

Average number offenses/incident 1.10

## Domestic Violence Victims

Offense	Total	Arrests
Murder	0	0
Aggravated Assault	1	1
Simple Assault	15	10
Intimidation	2	0
Stalking	0	0
Forcible Rape	0	0
Forcible Sodomy	0	0
Sexual Assault W/Object	0	0
Forcible Fondling	0	0
Incest	0	0
Statutory Rape	0	0
Kidnaping/Abduction	0	0
<b>Total</b>	<b>18</b>	<b>11</b>

## TIBRS Group B Arrests

Offense	Adult	Juvenile
Bad Checks	58	0
Curfew/Vagrancy	0	0
Disorderly Conduct	3	0
DUI	10	0
Drunkenness	13	0
Family-Non Violent	0	0
Liquor Law Violations	2	0
Peeping Tom	0	0
Runaway	0	0
Trespass	0	0
All Other Offenses	0	0
<b>Total Group B</b>	<b>86</b>	<b>0</b>

TIBRS Group A Offenses	Offenses		Arrests	
	Reported	Cleared	Adult	Juvenile
<b>Crimes Against Persons</b>				
Murder	0	0	0	0
Negligent Manslaughter	0	0	0	0
Kidnaping/Abduction	0	0	0	0
Forcible Rape	0	0	0	0
Forcible Sodomy	0	0	0	0
Sexual Assault W/Object	0	0	0	0
Forcible Fondling	0	0	0	0
Incest	0	0	0	0
Statutory Rape	0	0	0	0
Aggravated Assault	3	2	2	0
Simple Assault	24	16	15	0
Intimidation	7	2	1	0
Stalking	2	0	0	0
<b>Crimes Against Property</b>				
Arson	0	0	0	0
Bribery	0	0	0	0
Burglary	18	3	2	0
Counterfeiting/Forgery	2	1	1	0
Destruction/Damage/Vandalism	18	3	4	0
Embezzlement	0	0	0	0
Extortion/Blackmail	0	0	0	0
Fraud - False Pretenses	3	1	0	0
Fraud - Credit Card/ATM	0	0	0	0
Fraud - Impersonation	2	1	1	0
Fraud - Welfare	0	0	0	0
Fraud - Wire	0	0	0	0
Motor Vehicle Theft	2	0	0	0
Robbery	0	0	0	0
Stolen Property Offenses	1	1	1	0
Theft - Pocket-picking	0	0	0	0
Theft - Purse Snatching	0	0	0	0
Theft - Shoplifting	4	4	3	0
Theft From Building	0	0	0	0
Theft From Coin Machine	0	0	0	0
Theft From Motor Vehicle	6	0	0	0
Theft of Motor Vehicle Parts	5	0	0	0
Theft - All Other Larceny	23	7	8	0
<b>Crimes Against Society</b>				
Drug/Narcotic Violations	7	7	6	0
Drug/Narcotic Equipment Violations	4	4	1	0
Gambling - Betting/Wagering	0	0	0	0
Gambling - Operating/Promoting	0	0	0	0
Gambling - Equipment Violations	0	0	0	0
Gambling - Sports Tampering	0	0	0	0
Pornography/Obscene Material	0	0	0	0
Prostitution	0	0	0	0
Prostitution Assisting/Promoting	0	0	0	0
Weapon Law Violations	1	1	1	0
<b>Total Group A Offenses</b>	<b>132</b>	<b>53</b>	<b>46</b>	<b>0</b>



# South Fulton Police Department - 2006

**2005 Population Estimate** 2,452

## Offense Overview

Offense Total 188  
Number Cleared 43  
Percent Cleared 22.87 %

Group A Crimes per 100,000 population 7,667.2

## Arrest Overview

Total Arrests 71  
Adult Arrests 67  
Juvenile Arrests 4  
Unknown Age 0

Arrests per 100,000 population 2,895.6

Average number offenses/incident 1.08

## Domestic Violence Victims

Offense	Total	Arrests
Murder	0	0
Aggravated Assault	8	4
Simple Assault	18	5
Intimidation	1	0
Stalking	0	0
Forcible Rape	0	0
Forcible Sodomy	0	0
Sexual Assault W/Object	0	0
Forcible Fondling	0	0
Incest	0	0
Statutory Rape	0	0
Kidnaping/Abduction	0	0
<b>Total</b>	<b>27</b>	<b>9</b>

## TIBRS Group B Arrests

Offense	Adult	Juvenile
Bad Checks	0	0
Curfew/Vagrancy	0	0
Disorderly Conduct	2	0
DUI	21	0
Drunkenness	6	0
Family-Non Violent	0	0
Liquor Law Violations	0	0
Peeping Tom	0	0
Runaway	0	0
Trespass	0	0
All Other Offenses	3	0
<b>Total Group B</b>	<b>32</b>	<b>0</b>

TIBRS Group A Offenses	Offenses		Arrests	
	Reported	Cleared	Adult	Juvenile
<b>Crimes Against Persons</b>				
Murder	1	1	0	0
Negligent Manslaughter	0	0	0	0
Kidnaping/Abduction	1	1	1	0
Forcible Rape	0	0	0	0
Forcible Sodomy	1	1	0	0
Sexual Assault W/Object	0	0	0	0
Forcible Fondling	0	0	0	0
Incest	0	0	0	0
Statutory Rape	0	0	0	0
Aggravated Assault	14	8	4	2
Simple Assault	34	9	7	0
Intimidation	2	0	0	0
Stalking	0	0	0	0
<b>Crimes Against Property</b>				
Arson	0	0	0	0
Bribery	0	0	0	0
Burglary	15	1	1	2
Counterfeiting/Forgery	5	0	0	0
Destruction/Damage/Vandalism	27	3	3	0
Embezzlement	0	0	0	0
Extortion/Blackmail	0	0	0	0
Fraud - False Pretenses	2	0	1	0
Fraud - Credit Card/ATM	0	0	0	0
Fraud - Impersonation	2	2	1	0
Fraud - Welfare	0	0	0	0
Fraud - Wire	0	0	0	0
Motor Vehicle Theft	8	1	2	0
Robbery	2	0	0	0
Stolen Property Offenses	0	0	0	0
Theft - Pocket-picking	0	0	0	0
Theft - Purse Snatching	0	0	0	0
Theft - Shoplifting	0	0	0	0
Theft From Building	6	0	0	0
Theft From Coin Machine	0	0	0	0
Theft From Motor Vehicle	16	0	0	0
Theft of Motor Vehicle Parts	16	0	0	0
Theft - All Other Larceny	20	0	2	0
<b>Crimes Against Society</b>				
Drug/Narcotic Violations	12	12	11	0
Drug/Narcotic Equipment Violations	4	4	1	0
Gambling - Betting/Wagering	0	0	0	0
Gambling - Operating/Promoting	0	0	0	0
Gambling - Equipment Violations	0	0	0	0
Gambling - Sports Tampering	0	0	0	0
Pornography/Obscene Material	0	0	0	0
Prostitution	0	0	0	0
Prostitution Assisting/Promoting	0	0	0	0
Weapon Law Violations	0	0	1	0
<b>Total Group A Offenses</b>	<b>188</b>	<b>43</b>	<b>35</b>	<b>4</b>





# South Pittsburg Police Department - 2006

**2005 Population Estimate** 3,123

## Offense Overview

Offense Total 358  
 Number Cleared 40  
 Percent Cleared 11.17 %

Group A Crimes per 100,000 population 11,463.3

## Arrest Overview

Total Arrests 47  
 Adult Arrests 45  
 Juvenile Arrests 2  
 Unknown Age 0

Arrests per 100,000 population 1,505.0

Average number offenses/incident 1.08

## Domestic Violence Victims

Offense	Total	Arrests
Murder	0	0
Aggravated Assault	2	0
Simple Assault	22	9
Intimidation	5	1
Stalking	1	0
Forcible Rape	0	0
Forcible Sodomy	0	0
Sexual Assault W/Object	0	0
Forcible Fondling	0	0
Incest	0	0
Statutory Rape	0	0
Kidnaping/Abduction	0	0
<b>Total</b>	<b>30</b>	<b>10</b>

## TIBRS Group B Arrests

Offense	Adult	Juvenile
Bad Checks	0	0
Curfew/Vagrancy	0	0
Disorderly Conduct	3	1
DUI	5	0
Drunkenness	7	0
Family-Non Violent	0	0
Liquor Law Violations	0	0
Peeping Tom	0	0
Runaway	0	0
Trespass	1	0
All Other Offenses	1	0
<b>Total Group B</b>	<b>17</b>	<b>1</b>

TIBRS Group A Offenses	Offenses		Arrests	
	Reported	Cleared	Adult	Juvenile
<b>Crimes Against Persons</b>				
Murder	0	0	0	0
Negligent Manslaughter	0	0	0	0
Kidnaping/Abduction	0	0	0	0
Forcible Rape	0	0	0	0
Forcible Sodomy	0	0	0	0
Sexual Assault W/Object	0	0	0	0
Forcible Fondling	0	0	0	0
Incest	0	0	0	0
Statutory Rape	0	0	0	0
Aggravated Assault	13	2	2	0
Simple Assault	47	10	9	1
Intimidation	41	1	1	0
Stalking	5	0	0	0
<b>Crimes Against Property</b>				
Arson	0	0	0	0
Bribery	0	0	0	0
Burglary	40	5	3	0
Counterfeiting/Forgery	1	0	0	0
Destruction/Damage/Vandalism	58	0	0	0
Embezzlement	0	0	0	0
Extortion/Blackmail	0	0	0	0
Fraud - False Pretenses	3	1	0	0
Fraud - Credit Card/ATM	1	0	0	0
Fraud - Impersonation	1	0	0	0
Fraud - Welfare	0	0	0	0
Fraud - Wire	0	0	0	0
Motor Vehicle Theft	14	6	5	0
Robbery	1	1	0	0
Stolen Property Offenses	1	1	2	0
Theft - Pocket-picking	0	0	0	0
Theft - Purse Snatching	0	0	0	0
Theft - Shoplifting	7	2	2	0
Theft From Building	33	2	0	0
Theft From Coin Machine	0	0	0	0
Theft From Motor Vehicle	29	0	0	0
Theft of Motor Vehicle Parts	16	0	0	0
Theft - All Other Larceny	37	1	1	0
<b>Crimes Against Society</b>				
Drug/Narcotic Violations	5	4	1	0
Drug/Narcotic Equipment Violations	3	2	1	0
Gambling - Betting/Wagering	0	0	0	0
Gambling - Operating/Promoting	0	0	0	0
Gambling - Equipment Violations	0	0	0	0
Gambling - Sports Tampering	0	0	0	0
Pornography/Obscene Material	0	0	0	0
Prostitution	0	0	0	0
Prostitution Assisting/Promoting	0	0	0	0
Weapon Law Violations	2	2	1	0
<b>Total Group A Offenses</b>	<b>358</b>	<b>40</b>	<b>28</b>	<b>1</b>



# Sparta Police Department - 2006

**2005 Population Estimate** 4,766

## Offense Overview

Offense Total 722  
 Number Cleared 147  
 Percent Cleared 20.36 %  
 Group A Crimes per 100,000 population 15,149.0

## Arrest Overview

Total Arrests 167  
 Adult Arrests 139  
 Juvenile Arrests 28  
 Unknown Age 0  
 Arrests per 100,000 population 3,504.0  
 Average number offenses/incident 1.05

## Domestic Violence Victims

Offense	Total	Arrests
Murder	0	0
Aggravated Assault	4	2
Simple Assault	40	15
Intimidation	6	0
Stalking	1	0
Forcible Rape	0	0
Forcible Sodomy	0	0
Sexual Assault W/Object	0	0
Forcible Fondling	0	0
Incest	0	0
Statutory Rape	1	0
Kidnaping/Abduction	1	2
<b>Total</b>	<b>53</b>	<b>19</b>

## TIBRS Group B Arrests

Offense	Adult	Juvenile
Bad Checks	0	0
Curfew/Vagrancy	0	0
Disorderly Conduct	6	0
DUI	16	0
Drunkenness	23	1
Family-Non Violent	0	0
Liquor Law Violations	6	7
Peeping Tom	0	0
Runaway	0	0
Trespass	0	1
All Other Offenses	6	0
<b>Total Group B</b>	<b>57</b>	<b>9</b>

TIBRS Group A Offenses	Offenses		Arrests	
	Reported	Cleared	Adult	Juvenile
<b>Crimes Against Persons</b>				
Murder	0	0	0	0
Negligent Manslaughter	0	0	0	0
Kidnaping/Abduction	1	1	2	0
Forcible Rape	3	1	1	0
Forcible Sodomy	1	0	0	0
Sexual Assault W/Object	0	0	0	0
Forcible Fondling	2	1	1	0
Incest	0	0	0	0
Statutory Rape	1	0	0	0
Aggravated Assault	14	6	5	0
Simple Assault	84	46	21	5
Intimidation	18	1	0	0
Stalking	1	0	0	0
<b>Crimes Against Property</b>				
Arson	5	2	2	0
Bribery	0	0	0	0
Burglary	80	3	2	1
Counterfeiting/Forgery	27	3	1	0
Destruction/Damage/Vandalism	142	17	8	1
Embezzlement	4	0	0	0
Extortion/Blackmail	0	0	0	0
Fraud - False Pretenses	10	1	1	0
Fraud - Credit Card/ATM	6	0	0	0
Fraud - Impersonation	4	0	0	0
Fraud - Welfare	0	0	0	0
Fraud - Wire	0	0	0	0
Motor Vehicle Theft	16	4	2	3
Robbery	2	1	0	0
Stolen Property Offenses	0	0	0	0
Theft - Pocket-picking	8	1	1	0
Theft - Purse Snatching	0	0	0	0
Theft - Shoplifting	37	23	19	0
Theft From Building	49	4	2	0
Theft From Coin Machine	2	0	0	0
Theft From Motor Vehicle	52	2	0	0
Theft of Motor Vehicle Parts	37	0	0	0
Theft - All Other Larceny	94	9	6	0
<b>Crimes Against Society</b>				
Drug/Narcotic Violations	17	17	7	9
Drug/Narcotic Equipment Violations	4	4	1	0
Gambling - Betting/Wagering	0	0	0	0
Gambling - Operating/Promoting	0	0	0	0
Gambling - Equipment Violations	0	0	0	0
Gambling - Sports Tampering	0	0	0	0
Pornography/Obscene Material	0	0	0	0
Prostitution	0	0	0	0
Prostitution Assisting/Promoting	0	0	0	0
Weapon Law Violations	1	0	0	0
<b>Total Group A Offenses</b>	<b>722</b>	<b>147</b>	<b>82</b>	<b>19</b>



# Spencer Police Department - 2006

**2005 Population Estimate** 1,694

## Offense Overview

Offense Total 23  
 Number Cleared 4  
 Percent Cleared 17.39 %  
 Group A Crimes per 100,000 population 1,357.7

## Arrest Overview

Total Arrests 22  
 Adult Arrests 22  
 Juvenile Arrests 0  
 Unknown Age 0  
 Arrests per 100,000 population 1,298.7  
 Average number offenses/incident 1.00

## Domestic Violence Victims

Offense	Total	Arrests
Murder	0	0
Aggravated Assault	0	0
Simple Assault	1	0
Intimidation	0	0
Stalking	0	0
Forcible Rape	0	0
Forcible Sodomy	0	0
Sexual Assault W/Object	0	0
Forcible Fondling	0	0
Incest	0	0
Statutory Rape	0	0
Kidnaping/Abduction	0	0
<b>Total</b>	<b>1</b>	<b>0</b>

## TIBRS Group B Arrests

Offense	Adult	Juvenile
Bad Checks	0	0
Curfew/Vagrancy	0	0
Disorderly Conduct	3	0
DUI	2	0
Drunkenness	2	0
Family-Non Violent	0	0
Liquor Law Violations	0	0
Peeping Tom	0	0
Runaway	0	0
Trespass	0	0
All Other Offenses	12	0
<b>Total Group B</b>	<b>19</b>	<b>0</b>

TIBRS Group A Offenses	Offenses		Arrests	
	Reported	Cleared	Adult	Juvenile
<b>Crimes Against Persons</b>				
Murder	0	0	0	0
Negligent Manslaughter	0	0	0	0
Kidnaping/Abduction	0	0	0	0
Forcible Rape	0	0	0	0
Forcible Sodomy	0	0	0	0
Sexual Assault W/Object	0	0	0	0
Forcible Fondling	0	0	0	0
Incest	0	0	0	0
Statutory Rape	0	0	0	0
Aggravated Assault	2	2	1	0
Simple Assault	6	1	1	0
Intimidation	0	0	0	0
Stalking	0	0	0	0
<b>Crimes Against Property</b>				
Arson	0	0	0	0
Bribery	0	0	0	0
Burglary	4	0	0	0
Counterfeiting/Forgery	0	0	0	0
Destruction/Damage/Vandalism	7	0	0	0
Embezzlement	0	0	0	0
Extortion/Blackmail	0	0	0	0
Fraud - False Pretenses	0	0	0	0
Fraud - Credit Card/ATM	0	0	0	0
Fraud - Impersonation	0	0	0	0
Fraud - Welfare	0	0	0	0
Fraud - Wire	0	0	0	0
Motor Vehicle Theft	0	0	0	0
Robbery	0	0	0	0
Stolen Property Offenses	0	0	0	0
Theft - Pocket-picking	0	0	0	0
Theft - Purse Snatching	0	0	0	0
Theft - Shoplifting	0	0	0	0
Theft From Building	1	0	0	0
Theft From Coin Machine	0	0	0	0
Theft From Motor Vehicle	1	0	0	0
Theft of Motor Vehicle Parts	0	0	0	0
Theft - All Other Larceny	1	0	0	0
<b>Crimes Against Society</b>				
Drug/Narcotic Violations	1	1	1	0
Drug/Narcotic Equipment Violations	0	0	0	0
Gambling - Betting/Wagering	0	0	0	0
Gambling - Operating/Promoting	0	0	0	0
Gambling - Equipment Violations	0	0	0	0
Gambling - Sports Tampering	0	0	0	0
Pornography/Obscene Material	0	0	0	0
Prostitution	0	0	0	0
Prostitution Assisting/Promoting	0	0	0	0
Weapon Law Violations	0	0	0	0
<b>Total Group A Offenses</b>	<b>23</b>	<b>4</b>	<b>3</b>	<b>0</b>



# Spring City Police Department - 2006

**2005 Population Estimate** 2,009

## Offense Overview

Offense Total 83  
 Number Cleared 18  
 Percent Cleared 21.69 %

Group A Crimes per 100,000 population 4,131.4

## Arrest Overview

Total Arrests 59  
 Adult Arrests 54  
 Juvenile Arrests 5  
 Unknown Age 0

Arrests per 100,000 population 2,936.8

Average number offenses/incident 1.04

## Domestic Violence Victims

Offense	Total	Arrests
Murder	0	0
Aggravated Assault	0	0
Simple Assault	2	0
Intimidation	3	0
Stalking	0	0
Forcible Rape	0	0
Forcible Sodomy	0	0
Sexual Assault W/Object	0	0
Forcible Fondling	0	0
Incest	0	0
Statutory Rape	0	0
Kidnaping/Abduction	0	0
<b>Total</b>	<b>5</b>	<b>0</b>

## TIBRS Group B Arrests

Offense	Adult	Juvenile
Bad Checks	0	0
Curfew/Vagrancy	0	0
Disorderly Conduct	7	0
DUI	11	2
Drunkenness	18	3
Family-Non Violent	0	0
Liquor Law Violations	0	0
Peeping Tom	0	0
Runaway	0	0
Trespass	1	0
All Other Offenses	4	0
<b>Total Group B</b>	<b>41</b>	<b>5</b>

TIBRS Group A Offenses	Offenses		Arrests	
	Reported	Cleared	Adult	Juvenile
<b>Crimes Against Persons</b>				
Murder	0	0	0	0
Negligent Manslaughter	0	0	0	0
Kidnaping/Abduction	0	0	0	0
Forcible Rape	0	0	0	0
Forcible Sodomy	0	0	0	0
Sexual Assault W/Object	0	0	0	0
Forcible Fondling	0	0	0	0
Incest	0	0	0	0
Statutory Rape	1	0	0	0
Aggravated Assault	1	1	1	0
Simple Assault	7	1	0	0
Intimidation	8	0	0	0
Stalking	0	0	0	0
<b>Crimes Against Property</b>				
Arson	0	0	0	0
Bribery	0	0	0	0
Burglary	6	1	1	0
Counterfeiting/Forgery	2	1	1	0
Destruction/Damage/Vandalism	20	1	0	0
Embezzlement	0	0	0	0
Extortion/Blackmail	0	0	0	0
Fraud - False Pretenses	1	1	1	0
Fraud - Credit Card/ATM	0	0	0	0
Fraud - Impersonation	0	0	0	0
Fraud - Welfare	0	0	0	0
Fraud - Wire	0	0	0	0
Motor Vehicle Theft	0	0	0	0
Robbery	0	0	0	0
Stolen Property Offenses	0	0	0	0
Theft - Pocket-picking	0	0	0	0
Theft - Purse Snatching	0	0	0	0
Theft - Shoplifting	2	0	0	0
Theft From Building	7	1	1	0
Theft From Coin Machine	0	0	0	0
Theft From Motor Vehicle	7	0	0	0
Theft of Motor Vehicle Parts	0	0	0	0
Theft - All Other Larceny	14	4	0	0
<b>Crimes Against Society</b>				
Drug/Narcotic Violations	7	7	8	0
Drug/Narcotic Equipment Violations	0	0	0	0
Gambling - Betting/Wagering	0	0	0	0
Gambling - Operating/Promoting	0	0	0	0
Gambling - Equipment Violations	0	0	0	0
Gambling - Sports Tampering	0	0	0	0
Pornography/Obscene Material	0	0	0	0
Prostitution	0	0	0	0
Prostitution Assisting/Promoting	0	0	0	0
Weapon Law Violations	0	0	0	0
<b>Total Group A Offenses</b>	<b>83</b>	<b>18</b>	<b>13</b>	<b>0</b>



2005 Population Estimate 17,148

**Offense Overview**

Offense Total 816  
Number Cleared 299  
Percent Cleared 36.64 %

Group A Crimes per 100,000 population 4,758.6

**Arrest Overview**

Total Arrests 521  
Adult Arrests 427  
Juvenile Arrests 94  
Unknown Age 0

Arrests per 100,000 population 3,038.3

Average number offenses/incident 1.21

**Domestic Violence Victims**

Offense	Total	Arrests
Murder	0	0
Aggravated Assault	14	9
Simple Assault	108	50
Intimidation	14	4
Stalking	0	0
Forcible Rape	1	1
Forcible Sodomy	1	0
Sexual Assault W/Object	0	0
Forcible Fondling	4	0
Incest	0	0
Statutory Rape	0	0
Kidnaping/Abduction	4	3
<b>Total</b>	<b>146</b>	<b>67</b>

**TIBRS Group B Arrests**

Offense	Adult	Juvenile
Bad Checks	3	0
Curfew/Vagrancy	0	15
Disorderly Conduct	0	1
DUI	72	0
Drunkenness	14	1
Family-Non Violent	0	0
Liquor Law Violations	19	2
Peeping Tom	0	0
Runaway	0	16
Trespass	5	0
All Other Offenses	96	21
<b>Total Group B</b>	<b>209</b>	<b>56</b>

TIBRS Group A Offenses	Offenses		Arrests	
	Reported	Cleared	Adult	Juvenile
<b>Crimes Against Persons</b>				
Murder	0	0	0	0
Negligent Manslaughter	0	0	0	0
Kidnaping/Abduction	4	3	3	0
Forcible Rape	3	1	1	0
Forcible Sodomy	3	0	0	0
Sexual Assault W/Object	0	0	0	0
Forcible Fondling	11	1	1	0
Incest	0	0	0	0
Statutory Rape	0	0	0	0
Aggravated Assault	25	13	9	3
Simple Assault	145	66	50	6
Intimidation	64	9	4	1
Stalking	1	0	0	0
<b>Crimes Against Property</b>				
Arson	1	0	0	0
Bribery	0	0	0	0
Burglary	45	6	6	7
Counterfeiting/Forgery	15	6	4	1
Destruction/Damage/Vandalism	118	10	1	1
Embezzlement	7	3	2	0
Extortion/Blackmail	0	0	0	0
Fraud - False Pretenses	9	0	0	0
Fraud - Credit Card/ATM	24	0	0	0
Fraud - Impersonation	26	10	8	2
Fraud - Welfare	0	0	0	0
Fraud - Wire	4	0	0	0
Motor Vehicle Theft	7	2	0	0
Robbery	1	0	0	0
Stolen Property Offenses	5	3	3	0
Theft - Pocket-picking	0	0	0	0
Theft - Purse Snatching	0	0	0	0
Theft - Shoplifting	6	5	4	0
Theft From Building	29	5	3	0
Theft From Coin Machine	2	0	0	0
Theft From Motor Vehicle	19	3	2	1
Theft of Motor Vehicle Parts	7	3	3	1
Theft - All Other Larceny	74	6	4	1
<b>Crimes Against Society</b>				
Drug/Narcotic Violations	96	87	87	12
Drug/Narcotic Equipment Violations	50	44	12	2
Gambling - Betting/Wagering	0	0	0	0
Gambling - Operating/Promoting	0	0	0	0
Gambling - Equipment Violations	0	0	0	0
Gambling - Sports Tampering	0	0	0	0
Pornography/Obscene Material	2	0	0	0
Prostitution	0	0	0	0
Prostitution Assisting/Promoting	0	0	0	0
Weapon Law Violations	13	13	11	0
<b>Total Group A Offenses</b>	<b>816</b>	<b>299</b>	<b>218</b>	<b>38</b>



# Springfield Police Department - 2006

**2005 Population Estimate** 15,916

## Offense Overview

Offense Total 2,805  
Number Cleared 537  
Percent Cleared 19.14 %

Group A Crimes per 100,000 population 17,623.8

## Arrest Overview

Total Arrests 976  
Adult Arrests 904  
Juvenile Arrests 72  
Unknown Age 1

Arrests per 100,000 population 6,132.2

Average number offenses/incident 1.13

## Domestic Violence Victims

Offense	Total	Arrests
Murder	0	0
Aggravated Assault	45	22
Simple Assault	343	86
Intimidation	151	0
Stalking	12	0
Forcible Rape	3	0
Forcible Sodomy	1	0
Sexual Assault W/Object	0	0
Forcible Fondling	1	0
Incest	0	0
Statutory Rape	0	0
Kidnaping/Abduction	0	0
<b>Total</b>	<b>556</b>	<b>108</b>

## TIBRS Group B Arrests

Offense	Adult	Juvenile
Bad Checks	0	0
Curfew/Vagrancy	0	6
Disorderly Conduct	21	4
DUI	122	2
Drunkenness	154	0
Family-Non Violent	0	0
Liquor Law Violations	23	4
Peeping Tom	0	0
Runaway	0	0
Trespass	13	0
All Other Offenses	65	4
<b>Total Group B</b>	<b>398</b>	<b>20</b>

TIBRS Group A Offenses	Offenses		Arrests	
	Reported	Cleared	Adult	Juvenile
<b>Crimes Against Persons</b>				
Murder	2	2	5	0
Negligent Manslaughter	0	0	0	0
Kidnaping/Abduction	2	1	6	1
Forcible Rape	18	2	1	1
Forcible Sodomy	2	1	0	0
Sexual Assault W/Object	0	0	0	0
Forcible Fondling	4	0	0	0
Incest	0	0	0	0
Statutory Rape	4	0	0	0
Aggravated Assault	172	57	46	4
Simple Assault	592	109	104	5
Intimidation	332	7	3	0
Stalking	28	0	0	0
<b>Crimes Against Property</b>				
Arson	4	1	1	0
Bribery	0	0	0	0
Burglary	132	25	37	5
Counterfeiting/Forgery	39	14	12	0
Destruction/Damage/Vandalism	394	15	5	6
Embezzlement	0	0	0	0
Extortion/Blackmail	0	0	0	0
Fraud - False Pretenses	20	6	7	0
Fraud - Credit Card/ATM	2	1	0	0
Fraud - Impersonation	29	16	14	1
Fraud - Welfare	0	0	0	0
Fraud - Wire	0	0	0	0
Motor Vehicle Theft	68	14	11	2
Robbery	30	2	4	0
Stolen Property Offenses	0	0	0	0
Theft - Pocket-picking	0	0	0	0
Theft - Purse Snatching	12	0	0	0
Theft - Shoplifting	112	68	70	14
Theft From Building	161	15	15	2
Theft From Coin Machine	4	0	1	0
Theft From Motor Vehicle	131	4	0	0
Theft of Motor Vehicle Parts	86	8	3	0
Theft - All Other Larceny	263	30	18	2
<b>Crimes Against Society</b>				
Drug/Narcotic Violations	109	89	109	8
Drug/Narcotic Equipment Violations	30	29	19	0
Gambling - Betting/Wagering	0	0	0	0
Gambling - Operating/Promoting	0	0	0	0
Gambling - Equipment Violations	0	0	0	0
Gambling - Sports Tampering	0	0	0	0
Pornography/Obscene Material	0	0	0	0
Prostitution	4	3	4	0
Prostitution Assisting/Promoting	0	0	0	0
Weapon Law Violations	19	18	11	1
<b>Total Group A Offenses</b>	<b>2,805</b>	<b>537</b>	<b>506</b>	<b>52</b>



2005 Population Estimate 858

**Offense Overview**

Offense Total 40  
 Number Cleared 9  
 Percent Cleared 22.50 %  
 Group A Crimes per 100,000 population 4,662.0

**Arrest Overview**

Total Arrests 15  
 Adult Arrests 15  
 Juvenile Arrests 0  
 Unknown Age 0  
 Arrests per 100,000 population 1,748.3  
 Average number offenses/incident 1.18

**Domestic Violence Victims**

Offense	Total	Arrests
Murder	0	0
Aggravated Assault	0	0
Simple Assault	2	0
Intimidation	1	0
Stalking	0	0
Forcible Rape	0	0
Forcible Sodomy	0	0
Sexual Assault W/Object	0	0
Forcible Fondling	0	0
Incest	0	0
Statutory Rape	0	0
Kidnaping/Abduction	0	0
<b>Total</b>	<b>3</b>	<b>0</b>

**TIBRS Group B Arrests**

Offense	Adult	Juvenile
Bad Checks	0	0
Curfew/Vagrancy	0	0
Disorderly Conduct	0	0
DUI	3	0
Drunkenness	5	0
Family-Non Violent	0	0
Liquor Law Violations	0	0
Peeping Tom	0	0
Runaway	0	0
Trespass	0	0
All Other Offenses	0	0
<b>Total Group B</b>	<b>8</b>	<b>0</b>

TIBRS Group A Offenses	Offenses		Arrests	
	Reported	Cleared	Adult	Juvenile
<b>Crimes Against Persons</b>				
Murder	0	0	0	0
Negligent Manslaughter	0	0	0	0
Kidnaping/Abduction	0	0	0	0
Forcible Rape	0	0	0	0
Forcible Sodomy	0	0	0	0
Sexual Assault W/Object	0	0	0	0
Forcible Fondling	1	0	0	0
Incest	0	0	0	0
Statutory Rape	0	0	0	0
Aggravated Assault	2	1	1	0
Simple Assault	5	0	0	0
Intimidation	3	1	1	0
Stalking	2	0	0	0
<b>Crimes Against Property</b>				
Arson	0	0	0	0
Bribery	0	0	0	0
Burglary	4	0	0	0
Counterfeiting/Forgery	0	0	0	0
Destruction/Damage/Vandalism	6	0	0	0
Embezzlement	0	0	0	0
Extortion/Blackmail	0	0	0	0
Fraud - False Pretenses	2	0	0	0
Fraud - Credit Card/ATM	0	0	0	0
Fraud - Impersonation	0	0	0	0
Fraud - Welfare	0	0	0	0
Fraud - Wire	0	0	0	0
Motor Vehicle Theft	0	0	0	0
Robbery	0	0	0	0
Stolen Property Offenses	0	0	0	0
Theft - Pocket-picking	0	0	0	0
Theft - Purse Snatching	0	0	0	0
Theft - Shoplifting	0	0	0	0
Theft From Building	1	0	0	0
Theft From Coin Machine	0	0	0	0
Theft From Motor Vehicle	1	0	0	0
Theft of Motor Vehicle Parts	1	0	0	0
Theft - All Other Larceny	5	0	0	0
<b>Crimes Against Society</b>				
Drug/Narcotic Violations	5	5	5	0
Drug/Narcotic Equipment Violations	1	1	0	0
Gambling - Betting/Wagering	0	0	0	0
Gambling - Operating/Promoting	0	0	0	0
Gambling - Equipment Violations	0	0	0	0
Gambling - Sports Tampering	0	0	0	0
Pornography/Obscene Material	0	0	0	0
Prostitution	0	0	0	0
Prostitution Assisting/Promoting	0	0	0	0
Weapon Law Violations	1	1	0	0
<b>Total Group A Offenses</b>	<b>40</b>	<b>9</b>	<b>7</b>	<b>0</b>



# Surgoinville Police Department - 2006

**2005 Population Estimate** 1,744

## Offense Overview

Offense Total 59  
 Number Cleared 33  
 Percent Cleared 55.93 %

Group A Crimes per 100,000 population 3,383.0

## Arrest Overview

Total Arrests 49  
 Adult Arrests 48  
 Juvenile Arrests 1  
 Unknown Age 0

Arrests per 100,000 population 2,809.6

Average number offenses/incident 1.09

## Domestic Violence Victims

Offense	Total	Arrests
Murder	0	0
Aggravated Assault	2	2
Simple Assault	6	6
Intimidation	0	0
Stalking	0	0
Forcible Rape	0	0
Forcible Sodomy	0	0
Sexual Assault W/Object	0	0
Forcible Fondling	0	0
Incest	0	0
Statutory Rape	1	1
Kidnaping/Abduction	0	0
<b>Total</b>	<b>9</b>	<b>9</b>

## TIBRS Group B Arrests

Offense	Adult	Juvenile
Bad Checks	0	0
Curfew/Vagrancy	0	0
Disorderly Conduct	0	0
DUI	13	0
Drunkenness	8	0
Family-Non Violent	0	0
Liquor Law Violations	0	0
Peeping Tom	0	0
Runaway	0	0
Trespass	0	0
All Other Offenses	0	0
<b>Total Group B</b>	<b>21</b>	<b>0</b>

TIBRS Group A Offenses	Offenses		Arrests	
	Reported	Cleared	Adult	Juvenile
<b>Crimes Against Persons</b>				
Murder	0	0	0	0
Negligent Manslaughter	0	0	0	0
Kidnaping/Abduction	0	0	0	0
Forcible Rape	0	0	0	0
Forcible Sodomy	0	0	0	0
Sexual Assault W/Object	0	0	0	0
Forcible Fondling	1	1	1	0
Incest	0	0	0	0
Statutory Rape	1	1	1	0
Aggravated Assault	3	3	3	0
Simple Assault	7	7	6	0
Intimidation	0	0	0	0
Stalking	0	0	0	0
<b>Crimes Against Property</b>				
Arson	0	0	0	0
Bribery	0	0	0	0
Burglary	4	1	3	0
Counterfeiting/Forgery	4	4	4	0
Destruction/Damage/Vandalism	9	3	0	0
Embezzlement	0	0	0	0
Extortion/Blackmail	0	0	0	0
Fraud - False Pretenses	0	0	0	0
Fraud - Credit Card/ATM	0	0	0	0
Fraud - Impersonation	1	1	0	0
Fraud - Welfare	0	0	0	0
Fraud - Wire	0	0	0	0
Motor Vehicle Theft	2	1	0	0
Robbery	1	1	4	0
Stolen Property Offenses	0	0	0	0
Theft - Pocket-picking	0	0	0	0
Theft - Purse Snatching	0	0	0	0
Theft - Shoplifting	0	0	0	0
Theft From Building	8	4	2	0
Theft From Coin Machine	0	0	0	0
Theft From Motor Vehicle	6	1	1	0
Theft of Motor Vehicle Parts	4	0	0	0
Theft - All Other Larceny	4	1	0	0
<b>Crimes Against Society</b>				
Drug/Narcotic Violations	3	3	2	1
Drug/Narcotic Equipment Violations	1	1	0	0
Gambling - Betting/Wagering	0	0	0	0
Gambling - Operating/Promoting	0	0	0	0
Gambling - Equipment Violations	0	0	0	0
Gambling - Sports Tampering	0	0	0	0
Pornography/Obscene Material	0	0	0	0
Prostitution	0	0	0	0
Prostitution Assisting/Promoting	0	0	0	0
Weapon Law Violations	0	0	0	0
<b>Total Group A Offenses</b>	<b>59</b>	<b>33</b>	<b>27</b>	<b>1</b>





# Sweetwater Police Department - 2006

**2005 Population Estimate**                      **6,117**

**Offense Overview**

Offense Total                                      910  
 Number Cleared                                330  
 Percent Cleared                                36.26 %

Group A Crimes per 100,000  
 population                                      14,876.6

**Arrest Overview**

Total Arrests                                    403  
 Adult Arrests                                    351  
 Juvenile Arrests                                52  
 Unknown Age                                    0

Arrests per 100,000 population            6,588.2

Average number offenses/incident        1.17

**Domestic Violence Victims**

Offense	Total	Arrests
Murder	0	0
Aggravated Assault	15	11
Simple Assault	61	17
Intimidation	21	4
Stalking	1	0
Forcible Rape	1	1
Forcible Sodomy	0	0
Sexual Assault W/Object	0	0
Forcible Fondling	0	0
Incest	0	0
Statutory Rape	0	0
Kidnaping/Abduction	0	0
<b>Total</b>	<b>99</b>	<b>33</b>

**TIBRS Group B Arrests**

Offense	Adult	Juvenile
Bad Checks	0	0
Curfew/Vagrancy	1	0
Disorderly Conduct	10	3
DUI	67	0
Drunkenness	31	5
Family-Non Violent	1	0
Liquor Law Violations	0	1
Peeping Tom	0	0
Runaway	0	1
Trespass	12	1
All Other Offenses	29	13
<b>Total Group B</b>	<b>151</b>	<b>24</b>

TIBRS Group A Offenses	Offenses		Arrests	
	Reported	Cleared	Adult	Juvenile
<b>Crimes Against Persons</b>				
Murder	0	0	0	0
Negligent Manslaughter	0	0	0	0
Kidnaping/Abduction	1	1	3	0
Forcible Rape	2	2	0	1
Forcible Sodomy	0	0	0	0
Sexual Assault W/Object	0	0	0	0
Forcible Fondling	4	2	0	2
Incest	0	0	0	0
Statutory Rape	1	1	2	0
Aggravated Assault	46	26	16	3
Simple Assault	112	41	17	11
Intimidation	73	10	6	1
Stalking	2	0	0	0
<b>Crimes Against Property</b>				
Arson	2	0	0	0
Bribery	0	0	0	0
Burglary	58	10	10	1
Counterfeiting/Forgery	48	32	17	0
Destruction/Damage/Vandalism	102	10	1	0
Embezzlement	4	3	2	0
Extortion/Blackmail	0	0	0	0
Fraud - False Pretenses	46	29	3	1
Fraud - Credit Card/ATM	17	13	5	0
Fraud - Impersonation	6	3	3	0
Fraud - Welfare	0	0	0	0
Fraud - Wire	3	1	0	0
Motor Vehicle Theft	21	12	9	0
Robbery	3	2	3	0
Stolen Property Offenses	2	2	2	0
Theft - Pocket-picking	0	0	0	0
Theft - Purse Snatching	0	0	0	0
Theft - Shoplifting	16	5	4	0
Theft From Building	68	12	8	1
Theft From Coin Machine	10	0	0	0
Theft From Motor Vehicle	41	6	4	2
Theft of Motor Vehicle Parts	30	7	2	1
Theft - All Other Larceny	98	8	10	1
<b>Crimes Against Society</b>				
Drug/Narcotic Violations	52	52	65	2
Drug/Narcotic Equipment Violations	33	32	4	0
Gambling - Betting/Wagering	0	0	1	0
Gambling - Operating/Promoting	0	0	0	0
Gambling - Equipment Violations	0	0	0	0
Gambling - Sports Tampering	0	0	0	0
Pornography/Obscene Material	0	0	0	0
Prostitution	0	0	0	0
Prostitution Assisting/Promoting	0	0	0	0
Weapon Law Violations	9	8	3	1
<b>Total Group A Offenses</b>	<b>910</b>	<b>330</b>	<b>200</b>	<b>28</b>



# Tazewell Police Department - 2006

**2005 Population Estimate**                      **2,150**

**Offense Overview**

Offense Total                                      342  
 Number Cleared                                95  
 Percent Cleared                                27.78 %

Group A Crimes per 100,000  
 population                                      15,907.0

**Arrest Overview**

Total Arrests                                      207  
 Adult Arrests                                      198  
 Juvenile Arrests                                9  
 Unknown Age                                      0

Arrests per 100,000 population            9,627.9

Average number offenses/incident        1.08

**Domestic Violence Victims**

Offense	Total	Arrests
Murder	0	0
Aggravated Assault	1	1
Simple Assault	16	15
Intimidation	1	1
Stalking	0	0
Forcible Rape	0	0
Forcible Sodomy	0	0
Sexual Assault W/Object	0	0
Forcible Fondling	0	0
Incest	0	0
Statutory Rape	1	1
Kidnaping/Abduction	1	0
<b>Total</b>	<b>20</b>	<b>18</b>

**TIBRS Group B Arrests**

Offense	Adult	Juvenile
Bad Checks	0	0
Curfew/Vagrancy	0	0
Disorderly Conduct	5	1
DUI	44	0
Drunkenness	36	0
Family-Non Violent	1	0
Liquor Law Violations	4	0
Peeping Tom	0	0
Runaway	0	2
Trespass	4	0
All Other Offenses	22	2
<b>Total Group B</b>	<b>116</b>	<b>5</b>

TIBRS Group A Offenses	Offenses		Arrests	
	Reported	Cleared	Adult	Juvenile
<b>Crimes Against Persons</b>				
Murder	0	0	0	0
Negligent Manslaughter	0	0	0	0
Kidnaping/Abduction	4	3	1	0
Forcible Rape	0	0	0	0
Forcible Sodomy	0	0	0	0
Sexual Assault W/Object	0	0	0	0
Forcible Fondling	1	0	0	0
Incest	0	0	0	0
Statutory Rape	1	1	1	0
Aggravated Assault	14	5	2	2
Simple Assault	32	17	15	1
Intimidation	41	2	1	0
Stalking	1	0	0	0
<b>Crimes Against Property</b>				
Arson	1	0	0	0
Bribery	0	0	0	0
Burglary	32	6	9	0
Counterfeiting/Forgery	8	2	1	0
Destruction/Damage/Vandalism	29	4	3	0
Embezzlement	1	1	2	0
Extortion/Blackmail	0	0	0	0
Fraud - False Pretenses	8	2	2	0
Fraud - Credit Card/ATM	1	0	0	0
Fraud - Impersonation	0	0	0	0
Fraud - Welfare	0	0	0	0
Fraud - Wire	0	0	0	0
Motor Vehicle Theft	9	1	1	0
Robbery	2	0	0	0
Stolen Property Offenses	0	0	0	0
Theft - Pocket-picking	1	0	0	0
Theft - Purse Snatching	1	0	0	0
Theft - Shoplifting	10	8	8	0
Theft From Building	23	0	0	0
Theft From Coin Machine	9	0	0	0
Theft From Motor Vehicle	34	7	7	0
Theft of Motor Vehicle Parts	14	5	2	0
Theft - All Other Larceny	40	6	5	0
<b>Crimes Against Society</b>				
Drug/Narcotic Violations	17	17	15	1
Drug/Narcotic Equipment Violations	5	5	5	0
Gambling - Betting/Wagering	0	0	0	0
Gambling - Operating/Promoting	0	0	0	0
Gambling - Equipment Violations	0	0	0	0
Gambling - Sports Tampering	0	0	0	0
Pornography/Obscene Material	0	0	0	0
Prostitution	0	0	0	0
Prostitution Assisting/Promoting	0	0	0	0
Weapon Law Violations	3	3	2	0
<b>Total Group A Offenses</b>	<b>342</b>	<b>95</b>	<b>82</b>	<b>4</b>



# Tellico Plains Police Department - 2006

**2005 Population Estimate** **930**

**Offense Overview**

Offense Total 181  
 Number Cleared 36  
 Percent Cleared 19.89 %

Group A Crimes per 100,000 population 19,462.4

**Arrest Overview**

Total Arrests 44  
 Adult Arrests 40  
 Juvenile Arrests 4  
 Unknown Age 0

Arrests per 100,000 population 4,731.2

Average number offenses/incident 1.08

**Domestic Violence Victims**

Offense	Total	Arrests
Murder	0	0
Aggravated Assault	2	0
Simple Assault	5	1
Intimidation	14	0
Stalking	1	0
Forcible Rape	0	0
Forcible Sodomy	0	0
Sexual Assault W/Object	0	0
Forcible Fondling	0	0
Incest	0	0
Statutory Rape	0	0
Kidnaping/Abduction	0	0
<b>Total</b>	<b>22</b>	<b>1</b>

**TIBRS Group B Arrests**

Offense	Adult	Juvenile
Bad Checks	0	0
Curfew/Vagrancy	0	2
Disorderly Conduct	0	0
DUI	12	0
Drunkenness	8	0
Family-Non Violent	0	0
Liquor Law Violations	2	0
Peeping Tom	0	0
Runaway	0	0
Trespass	0	0
All Other Offenses	2	2
<b>Total Group B</b>	<b>24</b>	<b>4</b>

TIBRS Group A Offenses	Offenses		Arrests	
	Reported	Cleared	Adult	Juvenile
<b>Crimes Against Persons</b>				
Murder	0	0	0	0
Negligent Manslaughter	0	0	0	0
Kidnaping/Abduction	0	0	0	0
Forcible Rape	0	0	0	0
Forcible Sodomy	0	0	0	0
Sexual Assault W/Object	0	0	0	0
Forcible Fondling	0	0	0	0
Incest	0	0	0	0
Statutory Rape	1	1	1	0
Aggravated Assault	8	2	2	0
Simple Assault	17	3	1	0
Intimidation	53	10	0	0
Stalking	1	0	0	0
<b>Crimes Against Property</b>				
Arson	0	0	0	0
Bribery	0	0	0	0
Burglary	17	2	1	0
Counterfeiting/Forgery	2	2	2	0
Destruction/Damage/Vandalism	18	0	0	0
Embezzlement	2	0	0	0
Extortion/Blackmail	0	0	0	0
Fraud - False Pretenses	8	3	0	0
Fraud - Credit Card/ATM	4	0	0	0
Fraud - Impersonation	1	1	0	0
Fraud - Welfare	0	0	0	0
Fraud - Wire	0	0	0	0
Motor Vehicle Theft	3	0	0	0
Robbery	0	0	0	0
Stolen Property Offenses	0	0	0	0
Theft - Pocket-picking	0	0	0	0
Theft - Purse Snatching	0	0	0	0
Theft - Shoplifting	5	3	4	0
Theft From Building	7	0	0	0
Theft From Coin Machine	1	0	0	0
Theft From Motor Vehicle	9	0	0	0
Theft of Motor Vehicle Parts	0	0	0	0
Theft - All Other Larceny	16	1	1	0
<b>Crimes Against Society</b>				
Drug/Narcotic Violations	5	5	3	0
Drug/Narcotic Equipment Violations	3	3	1	0
Gambling - Betting/Wagering	0	0	0	0
Gambling - Operating/Promoting	0	0	0	0
Gambling - Equipment Violations	0	0	0	0
Gambling - Sports Tampering	0	0	0	0
Pornography/Obscene Material	0	0	0	0
Prostitution	0	0	0	0
Prostitution Assisting/Promoting	0	0	0	0
Weapon Law Violations	0	0	0	0
<b>Total Group A Offenses</b>	<b>181</b>	<b>36</b>	<b>16</b>	<b>0</b>



# Tiptonville Police Department - 2006

**2005 Population Estimate** 4,099

## Offense Overview

Offense Total 260  
 Number Cleared 200  
 Percent Cleared 76.92 %

Group A Crimes per 100,000 population 6,343.0

## Arrest Overview

Total Arrests 182  
 Adult Arrests 171  
 Juvenile Arrests 11  
 Unknown Age 0

Arrests per 100,000 population 4,440.1

Average number offenses/incident 1.21

## Domestic Violence Victims

Offense	Total	Arrests
Murder	0	0
Aggravated Assault	5	5
Simple Assault	18	15
Intimidation	4	2
Stalking	1	1
Forcible Rape	0	0
Forcible Sodomy	0	0
Sexual Assault W/Object	0	0
Forcible Fondling	0	0
Incest	0	0
Statutory Rape	0	0
Kidnaping/Abduction	1	0
<b>Total</b>	<b>29</b>	<b>23</b>

## TIBRS Group B Arrests

Offense	Adult	Juvenile
Bad Checks	0	0
Curfew/Vagrancy	0	0
Disorderly Conduct	2	0
DUI	8	0
Drunkenness	12	0
Family-Non Violent	0	0
Liquor Law Violations	1	0
Peeping Tom	0	0
Runaway	0	0
Trespass	3	0
All Other Offenses	3	1
<b>Total Group B</b>	<b>29</b>	<b>1</b>

TIBRS Group A Offenses	Offenses		Arrests	
	Reported	Cleared	Adult	Juvenile
<b>Crimes Against Persons</b>				
Murder	0	0	0	0
Negligent Manslaughter	0	0	0	0
Kidnaping/Abduction	1	1	0	0
Forcible Rape	0	0	0	0
Forcible Sodomy	0	0	0	0
Sexual Assault W/Object	0	0	0	0
Forcible Fondling	0	0	0	0
Incest	0	0	0	0
Statutory Rape	0	0	0	0
Aggravated Assault	15	14	15	0
Simple Assault	25	25	18	3
Intimidation	11	9	8	0
Stalking	1	1	1	0
<b>Crimes Against Property</b>				
Arson	8	3	3	0
Bribery	0	0	0	0
Burglary	13	5	1	0
Counterfeiting/Forgery	22	20	20	0
Destruction/Damage/Vandalism	29	10	3	1
Embezzlement	2	2	1	1
Extortion/Blackmail	0	0	0	0
Fraud - False Pretenses	47	42	26	1
Fraud - Credit Card/ATM	6	6	6	0
Fraud - Impersonation	4	3	0	0
Fraud - Welfare	1	1	1	0
Fraud - Wire	1	0	0	0
Motor Vehicle Theft	1	0	0	0
Robbery	1	1	1	0
Stolen Property Offenses	0	0	0	0
Theft - Pocket-picking	0	0	0	0
Theft - Purse Snatching	0	0	0	0
Theft - Shoplifting	10	10	8	1
Theft From Building	9	8	4	0
Theft From Coin Machine	3	0	0	0
Theft From Motor Vehicle	5	3	1	1
Theft of Motor Vehicle Parts	2	0	0	0
Theft - All Other Larceny	8	1	2	0
<b>Crimes Against Society</b>				
Drug/Narcotic Violations	21	21	19	2
Drug/Narcotic Equipment Violations	7	7	0	0
Gambling - Betting/Wagering	0	0	0	0
Gambling - Operating/Promoting	0	0	0	0
Gambling - Equipment Violations	0	0	0	0
Gambling - Sports Tampering	0	0	0	0
Pornography/Obscene Material	0	0	0	0
Prostitution	0	0	0	0
Prostitution Assisting/Promoting	0	0	0	0
Weapon Law Violations	7	7	4	0
<b>Total Group A Offenses</b>	<b>260</b>	<b>200</b>	<b>142</b>	<b>10</b>



# Toone Police Department - 2006

**2005 Population Estimate**                      **358**

**Offense Overview**

Offense Total                                      7  
 Number Cleared                                4  
 Percent Cleared                                57.14 %

Group A Crimes per 100,000  
 population                                      1,955.3

**Arrest Overview**

Total Arrests                                      6  
 Adult Arrests                                      4  
 Juvenile Arrests                                2  
 Unknown Age                                      0

Arrests per 100,000 population            1,676.0

Average number offenses/incident        1.00

**Domestic Violence Victims**

Offense	Total	Arrests
Murder	0	0
Aggravated Assault	0	0
Simple Assault	0	0
Intimidation	0	0
Stalking	0	0
Forcible Rape	0	0
Forcible Sodomy	0	0
Sexual Assault W/Object	0	0
Forcible Fondling	0	0
Incest	0	0
Statutory Rape	0	0
Kidnaping/Abduction	0	0
<b>Total</b>	<b>0</b>	<b>0</b>

**TIBRS Group B Arrests**

Offense	Adult	Juvenile
Bad Checks	0	0
Curfew/Vagrancy	0	0
Disorderly Conduct	0	0
DUI	0	0
Drunkenness	2	0
Family-Non Violent	0	0
Liquor Law Violations	0	0
Peeping Tom	0	0
Runaway	0	0
Trespass	0	0
All Other Offenses	0	0
<b>Total Group B</b>	<b>2</b>	<b>0</b>

TIBRS Group A Offenses	Offenses		Arrests	
	Reported	Cleared	Adult	Juvenile
<b>Crimes Against Persons</b>				
Murder	0	0	0	0
Negligent Manslaughter	0	0	0	0
Kidnaping/Abduction	0	0	0	0
Forcible Rape	0	0	0	0
Forcible Sodomy	0	0	0	0
Sexual Assault W/Object	0	0	0	0
Forcible Fondling	0	0	0	0
Incest	0	0	0	0
Statutory Rape	0	0	0	0
Aggravated Assault	0	0	0	0
Simple Assault	2	2	1	0
Intimidation	1	1	1	0
Stalking	0	0	0	0
<b>Crimes Against Property</b>				
Arson	0	0	0	0
Bribery	0	0	0	0
Burglary	1	0	0	0
Counterfeiting/Forgery	0	0	0	0
Destruction/Damage/Vandalism	0	0	0	0
Embezzlement	0	0	0	0
Extortion/Blackmail	0	0	0	0
Fraud - False Pretenses	0	0	0	0
Fraud - Credit Card/ATM	0	0	0	0
Fraud - Impersonation	0	0	0	0
Fraud - Welfare	0	0	0	0
Fraud - Wire	0	0	0	0
Motor Vehicle Theft	0	0	0	0
Robbery	0	0	0	0
Stolen Property Offenses	0	0	0	0
Theft - Pocket-picking	0	0	0	0
Theft - Purse Snatching	0	0	0	0
Theft - Shoplifting	0	0	0	0
Theft From Building	0	0	0	0
Theft From Coin Machine	0	0	0	0
Theft From Motor Vehicle	2	0	0	0
Theft of Motor Vehicle Parts	0	0	0	0
Theft - All Other Larceny	0	0	0	0
<b>Crimes Against Society</b>				
Drug/Narcotic Violations	1	1	0	2
Drug/Narcotic Equipment Violations	0	0	0	0
Gambling - Betting/Wagering	0	0	0	0
Gambling - Operating/Promoting	0	0	0	0
Gambling - Equipment Violations	0	0	0	0
Gambling - Sports Tampering	0	0	0	0
Pornography/Obscene Material	0	0	0	0
Prostitution	0	0	0	0
Prostitution Assisting/Promoting	0	0	0	0
Weapon Law Violations	0	0	0	0
<b>Total Group A Offenses</b>	<b>7</b>	<b>4</b>	<b>2</b>	<b>2</b>



# Townsend Police Department - 2006

**2005 Population Estimate**                      **258**

**Offense Overview**

Offense Total                                      23  
 Number Cleared                                1  
 Percent Cleared                                4.35 %

Group A Crimes per 100,000 population                      8,914.7

**Arrest Overview**

Total Arrests                                      9  
 Adult Arrests                                      9  
 Juvenile Arrests                                0  
 Unknown Age                                      0

Arrests per 100,000 population                      3,488.4

Average number offenses/incident                      1.00

**Domestic Violence Victims**

Offense	Total	Arrests
Murder	0	0
Aggravated Assault	0	0
Simple Assault	2	0
Intimidation	0	0
Stalking	0	0
Forcible Rape	0	0
Forcible Sodomy	0	0
Sexual Assault W/Object	0	0
Forcible Fondling	0	0
Incest	0	0
Statutory Rape	0	0
Kidnaping/Abduction	0	0
<b>Total</b>	<b>2</b>	<b>0</b>

**TIBRS Group B Arrests**

Offense	Adult	Juvenile
Bad Checks	0	0
Curfew/Vagrancy	0	0
Disorderly Conduct	0	0
DUI	1	0
Drunkenness	0	0
Family-Non Violent	0	0
Liquor Law Violations	0	0
Peeping Tom	0	0
Runaway	0	0
Trespass	0	0
All Other Offenses	7	0
<b>Total Group B</b>	<b>8</b>	<b>0</b>

TIBRS Group A Offenses	Offenses		Arrests	
	Reported	Cleared	Adult	Juvenile
<b>Crimes Against Persons</b>				
Murder	0	0	0	0
Negligent Manslaughter	0	0	0	0
Kidnaping/Abduction	0	0	0	0
Forcible Rape	0	0	0	0
Forcible Sodomy	0	0	0	0
Sexual Assault W/Object	0	0	0	0
Forcible Fondling	0	0	0	0
Incest	0	0	0	0
Statutory Rape	0	0	0	0
Aggravated Assault	0	0	0	0
Simple Assault	3	1	1	0
Intimidation	0	0	0	0
Stalking	0	0	0	0
<b>Crimes Against Property</b>				
Arson	0	0	0	0
Bribery	0	0	0	0
Burglary	4	0	0	0
Counterfeiting/Forgery	0	0	0	0
Destruction/Damage/Vandalism	4	0	0	0
Embezzlement	0	0	0	0
Extortion/Blackmail	0	0	0	0
Fraud - False Pretenses	2	0	0	0
Fraud - Credit Card/ATM	0	0	0	0
Fraud - Impersonation	0	0	0	0
Fraud - Welfare	0	0	0	0
Fraud - Wire	0	0	0	0
Motor Vehicle Theft	0	0	0	0
Robbery	0	0	0	0
Stolen Property Offenses	0	0	0	0
Theft - Pocket-picking	0	0	0	0
Theft - Purse Snatching	0	0	0	0
Theft - Shoplifting	0	0	0	0
Theft From Building	2	0	0	0
Theft From Coin Machine	0	0	0	0
Theft From Motor Vehicle	4	0	0	0
Theft of Motor Vehicle Parts	1	0	0	0
Theft - All Other Larceny	3	0	0	0
<b>Crimes Against Society</b>				
Drug/Narcotic Violations	0	0	0	0
Drug/Narcotic Equipment Violations	0	0	0	0
Gambling - Betting/Wagering	0	0	0	0
Gambling - Operating/Promoting	0	0	0	0
Gambling - Equipment Violations	0	0	0	0
Gambling - Sports Tampering	0	0	0	0
Pornography/Obscene Material	0	0	0	0
Prostitution	0	0	0	0
Prostitution Assisting/Promoting	0	0	0	0
Weapon Law Violations	0	0	0	0
<b>Total Group A Offenses</b>	<b>23</b>	<b>1</b>	<b>1</b>	<b>0</b>



# Tracy City Police Department - 2006

**2005 Population Estimate** 1,698

## Offense Overview

Offense Total 4  
 Number Cleared 2  
 Percent Cleared 50.00 %

Group A Crimes per 100,000 population 235.6

## Arrest Overview

Total Arrests 24  
 Adult Arrests 24  
 Juvenile Arrests 0  
 Unknown Age 0

Arrests per 100,000 population 1,413.4

Average number offenses/incident 1.00

## Domestic Violence Victims

Offense	Total	Arrests
Murder	0	0
Aggravated Assault	0	0
Simple Assault	1	1
Intimidation	0	0
Stalking	0	0
Forcible Rape	0	0
Forcible Sodomy	0	0
Sexual Assault W/Object	0	0
Forcible Fondling	0	0
Incest	0	0
Statutory Rape	0	0
Kidnaping/Abduction	0	0
<b>Total</b>	<b>1</b>	<b>1</b>

## TIBRS Group B Arrests

Offense	Adult	Juvenile
Bad Checks	0	0
Curfew/Vagrancy	0	0
Disorderly Conduct	3	0
DUI	12	0
Drunkenness	5	0
Family-Non Violent	0	0
Liquor Law Violations	0	0
Peeping Tom	0	0
Runaway	0	0
Trespass	0	0
All Other Offenses	2	0
<b>Total Group B</b>	<b>22</b>	<b>0</b>

TIBRS Group A Offenses	Offenses		Arrests	
	Reported	Cleared	Adult	Juvenile
<b>Crimes Against Persons</b>				
Murder	0	0	0	0
Negligent Manslaughter	0	0	0	0
Kidnaping/Abduction	0	0	0	0
Forcible Rape	0	0	0	0
Forcible Sodomy	0	0	0	0
Sexual Assault W/Object	0	0	0	0
Forcible Fondling	0	0	0	0
Incest	0	0	0	0
Statutory Rape	0	0	0	0
Aggravated Assault	0	0	0	0
Simple Assault	4	2	2	0
Intimidation	0	0	0	0
Stalking	0	0	0	0
<b>Crimes Against Property</b>				
Arson	0	0	0	0
Bribery	0	0	0	0
Burglary	0	0	0	0
Counterfeiting/Forgery	0	0	0	0
Destruction/Damage/Vandalism	0	0	0	0
Embezzlement	0	0	0	0
Extortion/Blackmail	0	0	0	0
Fraud - False Pretenses	0	0	0	0
Fraud - Credit Card/ATM	0	0	0	0
Fraud - Impersonation	0	0	0	0
Fraud - Welfare	0	0	0	0
Fraud - Wire	0	0	0	0
Motor Vehicle Theft	0	0	0	0
Robbery	0	0	0	0
Stolen Property Offenses	0	0	0	0
Theft - Pocket-picking	0	0	0	0
Theft - Purse Snatching	0	0	0	0
Theft - Shoplifting	0	0	0	0
Theft From Building	0	0	0	0
Theft From Coin Machine	0	0	0	0
Theft From Motor Vehicle	0	0	0	0
Theft of Motor Vehicle Parts	0	0	0	0
Theft - All Other Larceny	0	0	0	0
<b>Crimes Against Society</b>				
Drug/Narcotic Violations	0	0	0	0
Drug/Narcotic Equipment Violations	0	0	0	0
Gambling - Betting/Wagering	0	0	0	0
Gambling - Operating/Promoting	0	0	0	0
Gambling - Equipment Violations	0	0	0	0
Gambling - Sports Tampering	0	0	0	0
Pornography/Obscene Material	0	0	0	0
Prostitution	0	0	0	0
Prostitution Assisting/Promoting	0	0	0	0
Weapon Law Violations	0	0	0	0
<b>Total Group A Offenses</b>	<b>4</b>	<b>2</b>	<b>2</b>	<b>0</b>



# Trenton Police Department - 2006

**2005 Population Estimate** 4,577

## Offense Overview

Offense Total 551  
 Number Cleared 178  
 Percent Cleared 32.30 %

Group A Crimes per 100,000 population 12,038.5

## Arrest Overview

Total Arrests 648  
 Adult Arrests 623  
 Juvenile Arrests 25  
 Unknown Age 0

Arrests per 100,000 population 14,157.7

Average number offenses/incident 1.01

## Domestic Violence Victims

Offense	Total	Arrests
Murder	0	0
Aggravated Assault	3	3
Simple Assault	22	22
Intimidation	3	1
Stalking	0	0
Forcible Rape	0	0
Forcible Sodomy	0	0
Sexual Assault W/Object	0	0
Forcible Fondling	0	0
Incest	0	0
Statutory Rape	0	0
Kidnaping/Abduction	0	0
<b>Total</b>	<b>28</b>	<b>26</b>

## TIBRS Group B Arrests

Offense	Adult	Juvenile
Bad Checks	189	0
Curfew/Vagrancy	0	0
Disorderly Conduct	7	2
DUI	25	0
Drunkenness	46	0
Family-Non Violent	0	0
Liquor Law Violations	2	2
Peeping Tom	0	0
Runaway	0	0
Trespass	9	0
All Other Offenses	181	5
<b>Total Group B</b>	<b>459</b>	<b>9</b>

TIBRS Group A Offenses	Offenses		Arrests	
	Reported	Cleared	Adult	Juvenile
<b>Crimes Against Persons</b>				
Murder	0	0	0	0
Negligent Manslaughter	0	0	0	0
Kidnaping/Abduction	0	0	0	0
Forcible Rape	1	0	0	0
Forcible Sodomy	0	0	0	0
Sexual Assault W/Object	0	0	0	0
Forcible Fondling	0	0	0	0
Incest	0	0	0	0
Statutory Rape	0	0	0	0
Aggravated Assault	23	8	6	2
Simple Assault	111	35	35	0
Intimidation	24	5	4	0
Stalking	0	0	0	0
<b>Crimes Against Property</b>				
Arson	1	0	0	0
Bribery	0	0	0	0
Burglary	64	6	7	1
Counterfeiting/Forgery	34	10	15	0
Destruction/Damage/Vandalism	55	2	2	0
Embezzlement	0	0	0	0
Extortion/Blackmail	0	0	0	0
Fraud - False Pretenses	8	0	0	0
Fraud - Credit Card/ATM	1	0	0	0
Fraud - Impersonation	2	0	0	0
Fraud - Welfare	0	0	0	0
Fraud - Wire	0	0	0	0
Motor Vehicle Theft	2	0	0	0
Robbery	3	1	1	0
Stolen Property Offenses	0	0	0	0
Theft - Pocket-picking	1	0	0	0
Theft - Purse Snatching	2	1	0	0
Theft - Shoplifting	56	51	41	11
Theft From Building	14	1	1	0
Theft From Coin Machine	0	0	0	0
Theft From Motor Vehicle	16	1	2	0
Theft of Motor Vehicle Parts	8	0	0	0
Theft - All Other Larceny	75	8	6	0
<b>Crimes Against Society</b>				
Drug/Narcotic Violations	31	30	27	2
Drug/Narcotic Equipment Violations	15	15	14	0
Gambling - Betting/Wagering	0	0	0	0
Gambling - Operating/Promoting	0	0	0	0
Gambling - Equipment Violations	0	0	0	0
Gambling - Sports Tampering	0	0	0	0
Pornography/Obscene Material	0	0	0	0
Prostitution	0	0	0	0
Prostitution Assisting/Promoting	0	0	0	0
Weapon Law Violations	4	4	3	0
<b>Total Group A Offenses</b>	<b>551</b>	<b>178</b>	<b>164</b>	<b>16</b>





2005 Population Estimate 893

**Offense Overview**

Offense Total 85  
Number Cleared 46  
Percent Cleared 54.12 %

Group A Crimes per 100,000 population 9,518.5

**Arrest Overview**

Total Arrests 66  
Adult Arrests 60  
Juvenile Arrests 6  
Unknown Age 0

Arrests per 100,000 population 7,390.8

Average number offenses/incident 1.33

**Domestic Violence Victims**

Offense	Total	Arrests
Murder	0	0
Aggravated Assault	2	1
Simple Assault	3	2
Intimidation	0	0
Stalking	0	0
Forcible Rape	0	0
Forcible Sodomy	0	0
Sexual Assault W/Object	0	0
Forcible Fondling	0	0
Incest	0	0
Statutory Rape	0	0
Kidnaping/Abduction	1	0
<b>Total</b>	<b>6</b>	<b>3</b>

**TIBRS Group B Arrests**

Offense	Adult	Juvenile
Bad Checks	0	0
Curfew/Vagrancy	0	0
Disorderly Conduct	1	0
DUI	11	0
Drunkenness	4	0
Family-Non Violent	2	0
Liquor Law Violations	1	0
Peeping Tom	0	0
Runaway	0	0
Trespass	0	0
All Other Offenses	14	2
<b>Total Group B</b>	<b>33</b>	<b>2</b>

TIBRS Group A Offenses	Offenses		Arrests	
	Reported	Cleared	Adult	Juvenile
<b>Crimes Against Persons</b>				
Murder	0	0	0	0
Negligent Manslaughter	0	0	0	0
Kidnaping/Abduction	1	1	0	0
Forcible Rape	0	0	0	0
Forcible Sodomy	0	0	0	0
Sexual Assault W/Object	0	0	0	0
Forcible Fondling	0	0	0	0
Incest	0	0	0	0
Statutory Rape	1	0	0	0
Aggravated Assault	2	2	1	0
Simple Assault	5	3	3	0
Intimidation	0	0	0	0
Stalking	0	0	0	0
<b>Crimes Against Property</b>				
Arson	2	0	0	0
Bribery	0	0	0	0
Burglary	11	6	5	1
Counterfeiting/Forgery	2	1	1	0
Destruction/Damage/Vandalism	21	10	3	3
Embezzlement	0	0	0	0
Extortion/Blackmail	0	0	0	0
Fraud - False Pretenses	3	2	1	0
Fraud - Credit Card/ATM	0	0	0	0
Fraud - Impersonation	0	0	0	0
Fraud - Welfare	0	0	0	0
Fraud - Wire	0	0	0	0
Motor Vehicle Theft	1	0	0	0
Robbery	0	0	0	0
Stolen Property Offenses	0	0	0	0
Theft - Pocket-picking	0	0	0	0
Theft - Purse Snatching	0	0	0	0
Theft - Shoplifting	0	0	0	0
Theft From Building	4	1	0	0
Theft From Coin Machine	0	0	0	0
Theft From Motor Vehicle	0	0	0	0
Theft of Motor Vehicle Parts	1	0	0	0
Theft - All Other Larceny	17	6	3	0
<b>Crimes Against Society</b>				
Drug/Narcotic Violations	8	8	8	0
Drug/Narcotic Equipment Violations	5	5	2	0
Gambling - Betting/Wagering	0	0	0	0
Gambling - Operating/Promoting	0	0	0	0
Gambling - Equipment Violations	0	0	0	0
Gambling - Sports Tampering	0	0	0	0
Pornography/Obscene Material	0	0	0	0
Prostitution	0	0	0	0
Prostitution Assisting/Promoting	0	0	0	0
Weapon Law Violations	1	1	0	0
<b>Total Group A Offenses</b>	<b>85</b>	<b>46</b>	<b>27</b>	<b>4</b>



# Trimble Police Department - 2006

2005 Population Estimate 726

## Offense Overview

Offense Total 49  
Number Cleared 20  
Percent Cleared 40.82 %

Group A Crimes per 100,000 population 6,749.3

## Arrest Overview

Total Arrests 23  
Adult Arrests 11  
Juvenile Arrests 12  
Unknown Age 0

Arrests per 100,000 population 3,168.0

Average number offenses/incident 1.04

## Domestic Violence Victims

Offense	Total	Arrests
Murder	0	0
Aggravated Assault	3	3
Simple Assault	6	2
Intimidation	0	0
Stalking	0	0
Forcible Rape	0	0
Forcible Sodomy	0	0
Sexual Assault W/Object	0	0
Forcible Fondling	0	0
Incest	0	0
Statutory Rape	0	0
Kidnaping/Abduction	1	0
<b>Total</b>	<b>10</b>	<b>5</b>

## TIBRS Group B Arrests

Offense	Adult	Juvenile
Bad Checks	0	0
Curfew/Vagrancy	0	0
Disorderly Conduct	0	0
DUI	2	0
Drunkenness	0	0
Family-Non Violent	1	0
Liquor Law Violations	0	0
Peeping Tom	0	0
Runaway	0	3
Trespass	0	0
All Other Offenses	1	1
<b>Total Group B</b>	<b>4</b>	<b>4</b>

TIBRS Group A Offenses	Offenses		Arrests	
	Reported	Cleared	Adult	Juvenile
<b>Crimes Against Persons</b>				
Murder	0	0	0	0
Negligent Manslaughter	0	0	0	0
Kidnaping/Abduction	1	0	0	0
Forcible Rape	0	0	0	0
Forcible Sodomy	0	0	0	0
Sexual Assault W/Object	0	0	0	0
Forcible Fondling	0	0	0	0
Incest	0	0	0	0
Statutory Rape	0	0	0	0
Aggravated Assault	4	4	2	2
Simple Assault	15	9	2	6
Intimidation	3	0	0	0
Stalking	0	0	0	0
<b>Crimes Against Property</b>				
Arson	0	0	0	0
Bribery	0	0	0	0
Burglary	2	0	0	0
Counterfeiting/Forgery	0	0	0	0
Destruction/Damage/Vandalism	5	0	0	0
Embezzlement	0	0	0	0
Extortion/Blackmail	0	0	0	0
Fraud - False Pretenses	0	0	0	0
Fraud - Credit Card/ATM	2	2	1	0
Fraud - Impersonation	1	1	0	0
Fraud - Welfare	0	0	0	0
Fraud - Wire	0	0	0	0
Motor Vehicle Theft	3	2	0	0
Robbery	0	0	0	0
Stolen Property Offenses	0	0	0	0
Theft - Pocket-picking	0	0	0	0
Theft - Purse Snatching	0	0	0	0
Theft - Shoplifting	0	0	0	0
Theft From Building	1	0	0	0
Theft From Coin Machine	0	0	0	0
Theft From Motor Vehicle	1	0	0	0
Theft of Motor Vehicle Parts	4	0	0	0
Theft - All Other Larceny	6	1	1	0
<b>Crimes Against Society</b>				
Drug/Narcotic Violations	1	1	1	0
Drug/Narcotic Equipment Violations	0	0	0	0
Gambling - Betting/Wagering	0	0	0	0
Gambling - Operating/Promoting	0	0	0	0
Gambling - Equipment Violations	0	0	0	0
Gambling - Sports Tampering	0	0	0	0
Pornography/Obscene Material	0	0	0	0
Prostitution	0	0	0	0
Prostitution Assisting/Promoting	0	0	0	0
Weapon Law Violations	0	0	0	0
<b>Total Group A Offenses</b>	<b>49</b>	<b>20</b>	<b>7</b>	<b>8</b>



# Troy Police Department - 2006

**2005 Population Estimate** 1,249

## Offense Overview

Offense Total 110  
 Number Cleared 31  
 Percent Cleared 28.18 %  
 Group A Crimes per 100,000 population 8,807.0

## Arrest Overview

Total Arrests 90  
 Adult Arrests 88  
 Juvenile Arrests 2  
 Unknown Age 0  
 Arrests per 100,000 population 7,205.8  
 Average number offenses/incident 1.03

## Domestic Violence Victims

Offense	Total	Arrests
Murder	0	0
Aggravated Assault	0	0
Simple Assault	4	4
Intimidation	0	0
Stalking	0	0
Forcible Rape	0	0
Forcible Sodomy	0	0
Sexual Assault W/Object	0	0
Forcible Fondling	0	0
Incest	0	0
Statutory Rape	0	0
Kidnaping/Abduction	0	0
<b>Total</b>	<b>4</b>	<b>4</b>

## TIBRS Group B Arrests

Offense	Adult	Juvenile
Bad Checks	28	0
Curfew/Vagrancy	0	2
Disorderly Conduct	1	0
DUI	15	0
Drunkenness	10	0
Family-Non Violent	2	0
Liquor Law Violations	0	0
Peeping Tom	0	0
Runaway	0	0
Trespass	1	0
All Other Offenses	2	0
<b>Total Group B</b>	<b>59</b>	<b>2</b>

TIBRS Group A Offenses	Offenses		Arrests	
	Reported	Cleared	Adult	Juvenile
<b>Crimes Against Persons</b>				
Murder	0	0	0	0
Negligent Manslaughter	0	0	0	0
Kidnaping/Abduction	0	0	0	0
Forcible Rape	0	0	0	0
Forcible Sodomy	0	0	0	0
Sexual Assault W/Object	0	0	0	0
Forcible Fondling	0	0	0	0
Incest	0	0	0	0
Statutory Rape	0	0	0	0
Aggravated Assault	3	2	2	0
Simple Assault	15	12	11	0
Intimidation	5	1	0	0
Stalking	0	0	0	0
<b>Crimes Against Property</b>				
Arson	1	0	0	0
Bribery	0	0	0	0
Burglary	16	2	3	0
Counterfeiting/Forgery	3	1	1	0
Destruction/Damage/Vandalism	16	1	2	0
Embezzlement	2	2	2	0
Extortion/Blackmail	0	0	0	0
Fraud - False Pretenses	0	0	0	0
Fraud - Credit Card/ATM	1	0	0	0
Fraud - Impersonation	0	0	0	0
Fraud - Welfare	0	0	0	0
Fraud - Wire	0	0	0	0
Motor Vehicle Theft	3	1	1	0
Robbery	0	0	0	0
Stolen Property Offenses	1	0	0	0
Theft - Pocket-picking	0	0	0	0
Theft - Purse Snatching	0	0	0	0
Theft - Shoplifting	5	5	4	0
Theft From Building	11	2	1	0
Theft From Coin Machine	0	0	0	0
Theft From Motor Vehicle	6	0	0	0
Theft of Motor Vehicle Parts	5	0	0	0
Theft - All Other Larceny	15	0	0	0
<b>Crimes Against Society</b>				
Drug/Narcotic Violations	2	2	2	0
Drug/Narcotic Equipment Violations	0	0	0	0
Gambling - Betting/Wagering	0	0	0	0
Gambling - Operating/Promoting	0	0	0	0
Gambling - Equipment Violations	0	0	0	0
Gambling - Sports Tampering	0	0	0	0
Pornography/Obscene Material	0	0	0	0
Prostitution	0	0	0	0
Prostitution Assisting/Promoting	0	0	0	0
Weapon Law Violations	0	0	0	0
<b>Total Group A Offenses</b>	<b>110</b>	<b>31</b>	<b>29</b>	<b>0</b>



# Tullahoma Police Department - 2006

**2005 Population Estimate**                      **18,909**

**Offense Overview**

Offense Total                                      2,148

Number Cleared                                762

Percent Cleared                                35.47 %

Group A Crimes per 100,000 population                      11,359.7

**Arrest Overview**

Total Arrests                                    1,059

Adult Arrests                                    969

Juvenile Arrests                                90

Unknown Age                                    0

Arrests per 100,000 population                      5,600.5

Average number offenses/incident                      1.06

**Domestic Violence Victims**

Offense	Total	Arrests
Murder	1	1
Aggravated Assault	9	6
Simple Assault	171	98
Intimidation	14	7
Stalking	0	0
Forcible Rape	0	0
Forcible Sodomy	0	0
Sexual Assault W/Object	0	0
Forcible Fondling	2	2
Incest	1	2
Statutory Rape	1	1
Kidnaping/Abduction	0	0
<b>Total</b>	<b>199</b>	<b>117</b>

**TIBRS Group B Arrests**

Offense	Adult	Juvenile
Bad Checks	0	0
Curfew/Vagrancy	0	0
Disorderly Conduct	22	5
DUI	75	0
Drunkenness	113	0
Family-Non Violent	6	0
Liquor Law Violations	135	7
Peeping Tom	0	0
Runaway	0	3
Trespass	9	2
All Other Offenses	54	3
<b>Total Group B</b>	<b>414</b>	<b>20</b>

TIBRS Group A Offenses	Offenses		Arrests	
	Reported	Cleared	Adult	Juvenile
<b>Crimes Against Persons</b>				
Murder	2	2	3	0
Negligent Manslaughter	0	0	0	0
Kidnaping/Abduction	1	1	1	0
Forcible Rape	6	2	0	0
Forcible Sodomy	0	0	0	0
Sexual Assault W/Object	0	0	0	0
Forcible Fondling	8	7	5	1
Incest	1	1	0	2
Statutory Rape	4	2	2	0
Aggravated Assault	42	22	15	2
Simple Assault	350	197	125	8
Intimidation	39	20	12	1
Stalking	0	0	0	0
<b>Crimes Against Property</b>				
Arson	3	2	2	0
Bribery	0	0	0	0
Burglary	257	19	13	2
Counterfeiting/Forgery	28	4	3	0
Destruction/Damage/Vandalism	358	44	22	3
Embezzlement	11	7	4	0
Extortion/Blackmail	0	0	0	0
Fraud - False Pretenses	55	12	3	1
Fraud - Credit Card/ATM	12	0	0	0
Fraud - Impersonation	2	0	0	0
Fraud - Welfare	0	0	0	0
Fraud - Wire	0	0	0	0
Motor Vehicle Theft	44	8	5	0
Robbery	18	5	6	0
Stolen Property Offenses	1	1	1	0
Theft - Pocket-picking	1	1	0	0
Theft - Purse Snatching	0	0	0	0
Theft - Shoplifting	121	90	72	35
Theft From Building	116	11	8	0
Theft From Coin Machine	4	0	0	0
Theft From Motor Vehicle	115	10	4	2
Theft of Motor Vehicle Parts	83	6	3	1
Theft - All Other Larceny	184	9	12	2
<b>Crimes Against Society</b>				
Drug/Narcotic Violations	188	186	193	5
Drug/Narcotic Equipment Violations	76	76	28	4
Gambling - Betting/Wagering	0	0	0	0
Gambling - Operating/Promoting	0	0	0	0
Gambling - Equipment Violations	0	0	0	0
Gambling - Sports Tampering	0	0	0	0
Pornography/Obscene Material	0	0	0	0
Prostitution	1	1	1	0
Prostitution Assisting/Promoting	0	0	0	0
Weapon Law Violations	17	16	12	1
<b>Total Group A Offenses</b>	<b>2,148</b>	<b>762</b>	<b>555</b>	<b>70</b>



# Tusculum Police Department - 2006

**2005 Population Estimate** 2,211

## Offense Overview

Offense Total 111  
 Number Cleared 44  
 Percent Cleared 39.64 %

Group A Crimes per 100,000 population 5,020.4

## Arrest Overview

Total Arrests 77  
 Adult Arrests 76  
 Juvenile Arrests 1  
 Unknown Age 0

Arrests per 100,000 population 3,482.6

Average number offenses/incident 1.07

## Domestic Violence Victims

Offense	Total	Arrests
Murder	0	0
Aggravated Assault	0	0
Simple Assault	3	1
Intimidation	2	0
Stalking	0	0
Forcible Rape	2	0
Forcible Sodomy	0	0
Sexual Assault W/Object	0	0
Forcible Fondling	0	0
Incest	0	0
Statutory Rape	0	0
Kidnaping/Abduction	0	0
<b>Total</b>	<b>7</b>	<b>1</b>

## TIBRS Group B Arrests

Offense	Adult	Juvenile
Bad Checks	0	0
Curfew/Vagrancy	0	0
Disorderly Conduct	0	0
DUI	17	1
Drunkenness	12	0
Family-Non Violent	0	0
Liquor Law Violations	2	0
Peeping Tom	0	0
Runaway	0	0
Trespass	0	0
All Other Offenses	7	0
<b>Total Group B</b>	<b>38</b>	<b>1</b>

TIBRS Group A Offenses	Offenses		Arrests	
	Reported	Cleared	Adult	Juvenile
<b>Crimes Against Persons</b>				
Murder	0	0	0	0
Negligent Manslaughter	0	0	0	0
Kidnaping/Abduction	0	0	0	0
Forcible Rape	2	0	0	0
Forcible Sodomy	0	0	0	0
Sexual Assault W/Object	0	0	0	0
Forcible Fondling	0	0	0	0
Incest	0	0	0	0
Statutory Rape	0	0	0	0
Aggravated Assault	2	2	0	0
Simple Assault	8	1	1	0
Intimidation	5	2	1	0
Stalking	1	0	0	0
<b>Crimes Against Property</b>				
Arson	0	0	0	0
Bribery	0	0	0	0
Burglary	7	2	2	0
Counterfeiting/Forgery	0	0	0	0
Destruction/Damage/Vandalism	12	1	1	0
Embezzlement	0	0	0	0
Extortion/Blackmail	0	0	0	0
Fraud - False Pretenses	2	2	2	0
Fraud - Credit Card/ATM	0	0	0	0
Fraud - Impersonation	1	0	0	0
Fraud - Welfare	0	0	0	0
Fraud - Wire	0	0	0	0
Motor Vehicle Theft	2	0	0	0
Robbery	0	0	0	0
Stolen Property Offenses	0	0	0	0
Theft - Pocket-picking	0	0	0	0
Theft - Purse Snatching	0	0	0	0
Theft - Shoplifting	0	0	0	0
Theft From Building	14	0	0	0
Theft From Coin Machine	0	0	0	0
Theft From Motor Vehicle	1	0	0	0
Theft of Motor Vehicle Parts	1	0	0	0
Theft - All Other Larceny	18	1	1	0
<b>Crimes Against Society</b>				
Drug/Narcotic Violations	22	20	21	0
Drug/Narcotic Equipment Violations	12	12	8	0
Gambling - Betting/Wagering	0	0	0	0
Gambling - Operating/Promoting	0	0	0	0
Gambling - Equipment Violations	0	0	0	0
Gambling - Sports Tampering	0	0	0	0
Pornography/Obscene Material	0	0	0	0
Prostitution	0	0	0	0
Prostitution Assisting/Promoting	0	0	0	0
Weapon Law Violations	1	1	1	0
<b>Total Group A Offenses</b>	<b>111</b>	<b>44</b>	<b>38</b>	<b>0</b>



# Union City Police Department - 2006

**2005 Population Estimate** 10,788

## Offense Overview

Offense Total 1,780  
Number Cleared 960  
Percent Cleared 53.93 %

Group A Crimes per 100,000 population 16,499.8

## Arrest Overview

Total Arrests 997  
Adult Arrests 909  
Juvenile Arrests 88  
Unknown Age 0

Arrests per 100,000 population 9,241.8

Average number offenses/incident 1.13

## Domestic Violence Victims

Offense	Total	Arrests
Murder	0	0
Aggravated Assault	12	8
Simple Assault	112	76
Intimidation	10	0
Stalking	0	0
Forcible Rape	0	0
Forcible Sodomy	1	0
Sexual Assault W/Object	0	0
Forcible Fondling	2	1
Incest	0	0
Statutory Rape	0	0
Kidnaping/Abduction	2	2
<b>Total</b>	<b>139</b>	<b>87</b>

## TIBRS Group B Arrests

Offense	Adult	Juvenile
Bad Checks	0	0
Curfew/Vagrancy	0	1
Disorderly Conduct	3	7
DUI	37	0
Drunkenness	163	1
Family-Non Violent	2	0
Liquor Law Violations	35	6
Peeping Tom	0	0
Runaway	0	6
Trespass	25	1
All Other Offenses	80	6
<b>Total Group B</b>	<b>345</b>	<b>28</b>

TIBRS Group A Offenses	Offenses		Arrests	
	Reported	Cleared	Adult	Juvenile
<b>Crimes Against Persons</b>				
Murder	0	0	0	0
Negligent Manslaughter	0	0	0	0
Kidnaping/Abduction	2	2	2	0
Forcible Rape	0	0	0	0
Forcible Sodomy	3	2	0	2
Sexual Assault W/Object	0	0	0	0
Forcible Fondling	8	3	3	0
Incest	0	0	0	0
Statutory Rape	0	0	0	0
Aggravated Assault	54	36	34	1
Simple Assault	213	182	95	4
Intimidation	53	36	2	4
Stalking	1	1	0	0
<b>Crimes Against Property</b>				
Arson	3	1	1	0
Bribery	0	0	0	0
Burglary	138	27	13	4
Counterfeiting/Forgery	149	112	115	0
Destruction/Damage/Vandalism	212	54	9	18
Embezzlement	27	24	19	0
Extortion/Blackmail	0	0	0	0
Fraud - False Pretenses	162	122	14	0
Fraud - Credit Card/ATM	19	13	5	1
Fraud - Impersonation	6	6	3	0
Fraud - Welfare	0	0	0	0
Fraud - Wire	2	0	0	0
Motor Vehicle Theft	22	5	2	1
Robbery	7	4	4	2
Stolen Property Offenses	8	8	8	0
Theft - Pocket-picking	2	0	0	0
Theft - Purse Snatching	0	0	0	0
Theft - Shoplifting	74	58	56	7
Theft From Building	99	44	14	4
Theft From Coin Machine	5	1	0	0
Theft From Motor Vehicle	90	28	22	0
Theft of Motor Vehicle Parts	83	10	12	0
Theft - All Other Larceny	199	46	25	4
<b>Crimes Against Society</b>				
Drug/Narcotic Violations	77	75	79	6
Drug/Narcotic Equipment Violations	46	45	17	1
Gambling - Betting/Wagering	0	0	0	0
Gambling - Operating/Promoting	0	0	0	0
Gambling - Equipment Violations	0	0	0	0
Gambling - Sports Tampering	0	0	0	0
Pornography/Obscene Material	0	0	0	0
Prostitution	0	0	0	0
Prostitution Assisting/Promoting	0	0	0	0
Weapon Law Violations	16	15	10	1
<b>Total Group A Offenses</b>	<b>1,780</b>	<b>960</b>	<b>564</b>	<b>60</b>



# Vonore City Police Department - 2006

**2005 Population Estimate** 1,383

## Offense Overview

Offense Total 330  
 Number Cleared 181  
 Percent Cleared 54.85 %

Group A Crimes per 100,000 population 23,861.2

## Arrest Overview

Total Arrests 187  
 Adult Arrests 179  
 Juvenile Arrests 8  
 Unknown Age 0

Arrests per 100,000 population 13,521.3

Average number offenses/incident 1.31

## Domestic Violence Victims

Offense	Total	Arrests
Murder	0	0
Aggravated Assault	6	2
Simple Assault	15	6
Intimidation	15	3
Stalking	0	0
Forcible Rape	0	0
Forcible Sodomy	0	0
Sexual Assault W/Object	0	0
Forcible Fondling	0	0
Incest	0	0
Statutory Rape	0	0
Kidnaping/Abduction	0	0
<b>Total</b>	<b>36</b>	<b>11</b>

## TIBRS Group B Arrests

Offense	Adult	Juvenile
Bad Checks	0	0
Curfew/Vagrancy	0	0
Disorderly Conduct	2	0
DUI	17	0
Drunkenness	22	1
Family-Non Violent	0	0
Liquor Law Violations	2	0
Peeping Tom	0	0
Runaway	0	0
Trespass	1	0
All Other Offenses	6	0
<b>Total Group B</b>	<b>50</b>	<b>1</b>

TIBRS Group A Offenses	Offenses		Arrests	
	Reported	Cleared	Adult	Juvenile
<b>Crimes Against Persons</b>				
Murder	0	0	0	0
Negligent Manslaughter	0	0	0	0
Kidnaping/Abduction	0	0	0	0
Forcible Rape	0	0	0	0
Forcible Sodomy	0	0	0	0
Sexual Assault W/Object	0	0	0	0
Forcible Fondling	0	0	0	0
Incest	0	0	0	0
Statutory Rape	0	0	0	0
Aggravated Assault	9	4	2	0
Simple Assault	24	9	7	0
Intimidation	27	5	4	0
Stalking	0	0	0	0
<b>Crimes Against Property</b>				
Arson	2	1	1	0
Bribery	0	0	0	0
Burglary	11	4	7	0
Counterfeiting/Forgery	31	22	23	0
Destruction/Damage/Vandalism	31	6	2	1
Embezzlement	2	2	2	0
Extortion/Blackmail	0	0	0	0
Fraud - False Pretenses	37	28	9	0
Fraud - Credit Card/ATM	2	1	0	0
Fraud - Impersonation	2	2	1	0
Fraud - Welfare	0	0	0	0
Fraud - Wire	0	0	0	0
Motor Vehicle Theft	3	3	1	1
Robbery	1	1	2	0
Stolen Property Offenses	2	1	0	0
Theft - Pocket-picking	0	0	0	0
Theft - Purse Snatching	0	0	0	0
Theft - Shoplifting	16	10	11	0
Theft From Building	14	3	2	0
Theft From Coin Machine	1	0	0	0
Theft From Motor Vehicle	6	0	0	0
Theft of Motor Vehicle Parts	2	0	0	0
Theft - All Other Larceny	31	6	9	0
<b>Crimes Against Society</b>				
Drug/Narcotic Violations	43	41	38	5
Drug/Narcotic Equipment Violations	29	28	7	0
Gambling - Betting/Wagering	0	0	0	0
Gambling - Operating/Promoting	0	0	0	0
Gambling - Equipment Violations	0	0	0	0
Gambling - Sports Tampering	0	0	0	0
Pornography/Obscene Material	1	1	0	0
Prostitution	0	0	0	0
Prostitution Assisting/Promoting	0	0	0	0
Weapon Law Violations	3	3	1	0
<b>Total Group A Offenses</b>	<b>330</b>	<b>181</b>	<b>129</b>	<b>7</b>



# Wartburg Police Department - 2006

**2005 Population Estimate** **913**

**Offense Overview**

Offense Total	28
Number Cleared	13
Percent Cleared	46.43 %
Group A Crimes per 100,000 population	3,066.8

**Arrest Overview**

Total Arrests	31
Adult Arrests	31
Juvenile Arrests	0
Unknown Age	0
Arrests per 100,000 population	3,395.4
Average number offenses/incident	1.12

**Domestic Violence Victims**

Offense	Total	Arrests
Murder	0	0
Aggravated Assault	0	0
Simple Assault	2	1
Intimidation	0	0
Stalking	0	0
Forcible Rape	0	0
Forcible Sodomy	0	0
Sexual Assault W/Object	0	0
Forcible Fondling	0	0
Incest	0	0
Statutory Rape	0	0
Kidnaping/Abduction	0	0
<b>Total</b>	<b>2</b>	<b>1</b>

**TIBRS Group B Arrests**

Offense	Adult	Juvenile
Bad Checks	0	0
Curfew/Vagrancy	0	0
Disorderly Conduct	1	0
DUI	2	0
Drunkenness	2	0
Family-Non Violent	0	0
Liquor Law Violations	1	0
Peeping Tom	0	0
Runaway	0	0
Trespass	0	0
All Other Offenses	14	0
<b>Total Group B</b>	<b>20</b>	<b>0</b>

TIBRS Group A Offenses	Offenses		Arrests	
	Reported	Cleared	Adult	Juvenile
<b>Crimes Against Persons</b>				
Murder	0	0	0	0
Negligent Manslaughter	0	0	0	0
Kidnaping/Abduction	0	0	0	0
Forcible Rape	1	1	1	0
Forcible Sodomy	0	0	0	0
Sexual Assault W/Object	0	0	0	0
Forcible Fondling	0	0	0	0
Incest	0	0	0	0
Statutory Rape	0	0	0	0
Aggravated Assault	0	0	0	0
Simple Assault	4	3	3	0
Intimidation	0	0	0	0
Stalking	0	0	0	0
<b>Crimes Against Property</b>				
Arson	0	0	0	0
Bribery	0	0	0	0
Burglary	5	0	0	0
Counterfeiting/Forgery	0	0	0	0
Destruction/Damage/Vandalism	3	0	0	0
Embezzlement	0	0	0	0
Extortion/Blackmail	0	0	0	0
Fraud - False Pretenses	1	1	0	0
Fraud - Credit Card/ATM	0	0	0	0
Fraud - Impersonation	0	0	0	0
Fraud - Welfare	0	0	0	0
Fraud - Wire	0	0	0	0
Motor Vehicle Theft	2	1	2	0
Robbery	0	0	0	0
Stolen Property Offenses	0	0	0	0
Theft - Pocket-picking	0	0	0	0
Theft - Purse Snatching	0	0	0	0
Theft - Shoplifting	2	2	1	0
Theft From Building	2	0	0	0
Theft From Coin Machine	0	0	0	0
Theft From Motor Vehicle	0	0	0	0
Theft of Motor Vehicle Parts	3	0	0	0
Theft - All Other Larceny	2	2	1	0
<b>Crimes Against Society</b>				
Drug/Narcotic Violations	3	3	3	0
Drug/Narcotic Equipment Violations	0	0	0	0
Gambling - Betting/Wagering	0	0	0	0
Gambling - Operating/Promoting	0	0	0	0
Gambling - Equipment Violations	0	0	0	0
Gambling - Sports Tampering	0	0	0	0
Pornography/Obscene Material	0	0	0	0
Prostitution	0	0	0	0
Prostitution Assisting/Promoting	0	0	0	0
Weapon Law Violations	0	0	0	0
<b>Total Group A Offenses</b>	<b>28</b>	<b>13</b>	<b>11</b>	<b>0</b>





# Wartrace Police Department - 2006

**2005 Population Estimate** **564**

**Offense Overview**

Offense Total 20  
 Number Cleared 10  
 Percent Cleared 50.00 %

Group A Crimes per 100,000 population 3,546.1

**Arrest Overview**

Total Arrests 11  
 Adult Arrests 10  
 Juvenile Arrests 1  
 Unknown Age 0

Arrests per 100,000 population 1,950.4

Average number offenses/incident 1.00

**Domestic Violence Victims**

Offense	Total	Arrests
Murder	0	0
Aggravated Assault	0	0
Simple Assault	2	2
Intimidation	0	0
Stalking	0	0
Forcible Rape	0	0
Forcible Sodomy	0	0
Sexual Assault W/Object	0	0
Forcible Fondling	0	0
Incest	0	0
Statutory Rape	0	0
Kidnaping/Abduction	0	0
<b>Total</b>	<b>2</b>	<b>2</b>

**TIBRS Group B Arrests**

Offense	Adult	Juvenile
Bad Checks	0	0
Curfew/Vagrancy	0	0
Disorderly Conduct	0	0
DUI	1	0
Drunkenness	0	0
Family-Non Violent	0	0
Liquor Law Violations	0	0
Peeping Tom	0	0
Runaway	0	0
Trespass	0	0
All Other Offenses	1	0
<b>Total Group B</b>	<b>2</b>	<b>0</b>

TIBRS Group A Offenses	Offenses		Arrests	
	Reported	Cleared	Adult	Juvenile
<b>Crimes Against Persons</b>				
Murder	0	0	0	0
Negligent Manslaughter	0	0	0	0
Kidnaping/Abduction	0	0	0	0
Forcible Rape	0	0	0	0
Forcible Sodomy	0	0	0	0
Sexual Assault W/Object	0	0	0	0
Forcible Fondling	0	0	0	0
Incest	0	0	0	0
Statutory Rape	1	1	1	0
Aggravated Assault	1	1	1	0
Simple Assault	4	2	2	0
Intimidation	0	0	0	0
Stalking	0	0	0	0
<b>Crimes Against Property</b>				
Arson	0	0	0	0
Bribery	0	0	0	0
Burglary	2	1	1	0
Counterfeiting/Forgery	0	0	0	0
Destruction/Damage/Vandalism	6	2	2	0
Embezzlement	0	0	0	0
Extortion/Blackmail	0	0	0	0
Fraud - False Pretenses	0	0	0	0
Fraud - Credit Card/ATM	0	0	0	0
Fraud - Impersonation	0	0	0	0
Fraud - Welfare	0	0	0	0
Fraud - Wire	0	0	0	0
Motor Vehicle Theft	0	0	0	0
Robbery	0	0	0	0
Stolen Property Offenses	0	0	0	0
Theft - Pocket-picking	0	0	0	0
Theft - Purse Snatching	0	0	0	0
Theft - Shoplifting	0	0	0	0
Theft From Building	0	0	0	0
Theft From Coin Machine	0	0	0	0
Theft From Motor Vehicle	1	0	0	0
Theft of Motor Vehicle Parts	0	0	0	0
Theft - All Other Larceny	3	1	0	1
<b>Crimes Against Society</b>				
Drug/Narcotic Violations	1	1	1	0
Drug/Narcotic Equipment Violations	0	0	0	0
Gambling - Betting/Wagering	0	0	0	0
Gambling - Operating/Promoting	0	0	0	0
Gambling - Equipment Violations	0	0	0	0
Gambling - Sports Tampering	0	0	0	0
Pornography/Obscene Material	0	0	0	0
Prostitution	0	0	0	0
Prostitution Assisting/Promoting	0	0	0	0
Weapon Law Violations	1	1	0	0
<b>Total Group A Offenses</b>	<b>20</b>	<b>10</b>	<b>8</b>	<b>1</b>



# Watertown Police Department - 2006

**2005 Population Estimate** 1,392

## Offense Overview

Offense Total 163  
 Number Cleared 49  
 Percent Cleared 30.06 %

Group A Crimes per 100,000 population 11,709.8

## Arrest Overview

Total Arrests 99  
 Adult Arrests 50  
 Juvenile Arrests 49  
 Unknown Age 0

Arrests per 100,000 population 7,112.1

Average number offenses/incident 1.09

## Domestic Violence Victims

Offense	Total	Arrests
Murder	0	0
Aggravated Assault	1	0
Simple Assault	12	8
Intimidation	4	0
Stalking	0	0
Forcible Rape	0	0
Forcible Sodomy	0	0
Sexual Assault W/Object	0	0
Forcible Fondling	1	0
Incest	0	0
Statutory Rape	0	0
Kidnaping/Abduction	0	0
<b>Total</b>	<b>18</b>	<b>8</b>

## TIBRS Group B Arrests

Offense	Adult	Juvenile
Bad Checks	2	0
Curfew/Vagrancy	0	0
Disorderly Conduct	0	2
DUI	11	0
Drunkenness	3	0
Family-Non Violent	0	0
Liquor Law Violations	1	6
Peeping Tom	0	0
Runaway	0	0
Trespass	0	1
All Other Offenses	8	17
<b>Total Group B</b>	<b>25</b>	<b>26</b>

TIBRS Group A Offenses	Offenses		Arrests	
	Reported	Cleared	Adult	Juvenile
<b>Crimes Against Persons</b>				
Murder	0	0	0	0
Negligent Manslaughter	0	0	0	0
Kidnaping/Abduction	0	0	0	0
Forcible Rape	0	0	0	0
Forcible Sodomy	0	0	0	0
Sexual Assault W/Object	0	0	0	0
Forcible Fondling	1	0	0	0
Incest	0	0	0	0
Statutory Rape	0	0	0	0
Aggravated Assault	3	1	0	0
Simple Assault	25	15	10	2
Intimidation	18	1	0	0
Stalking	1	0	0	0
<b>Crimes Against Property</b>				
Arson	1	0	0	0
Bribery	0	0	0	0
Burglary	13	2	0	3
Counterfeiting/Forgery	1	0	0	0
Destruction/Damage/Vandalism	35	6	1	7
Embezzlement	0	0	0	0
Extortion/Blackmail	1	1	0	0
Fraud - False Pretenses	2	1	1	0
Fraud - Credit Card/ATM	0	0	0	0
Fraud - Impersonation	0	0	0	0
Fraud - Welfare	0	0	0	0
Fraud - Wire	0	0	0	0
Motor Vehicle Theft	3	1	0	1
Robbery	1	0	0	0
Stolen Property Offenses	0	0	0	0
Theft - Pocket-picking	0	0	0	0
Theft - Purse Snatching	0	0	0	0
Theft - Shoplifting	2	2	2	1
Theft From Building	9	1	0	1
Theft From Coin Machine	0	0	0	0
Theft From Motor Vehicle	15	0	0	0
Theft of Motor Vehicle Parts	4	0	0	0
Theft - All Other Larceny	11	2	0	2
<b>Crimes Against Society</b>				
Drug/Narcotic Violations	10	10	7	5
Drug/Narcotic Equipment Violations	3	3	1	1
Gambling - Betting/Wagering	0	0	0	0
Gambling - Operating/Promoting	0	0	0	0
Gambling - Equipment Violations	0	0	0	0
Gambling - Sports Tampering	0	0	0	0
Pornography/Obscene Material	0	0	0	0
Prostitution	0	0	0	0
Prostitution Assisting/Promoting	0	0	0	0
Weapon Law Violations	4	3	3	0
<b>Total Group A Offenses</b>	<b>163</b>	<b>49</b>	<b>25</b>	<b>23</b>



# Waverly Police Department - 2006

**2005 Population Estimate** 4,134

## Offense Overview

Offense Total 399  
 Number Cleared 281  
 Percent Cleared 70.43 %  
 Group A Crimes per 100,000 population 9,651.7

## Arrest Overview

Total Arrests 335  
 Adult Arrests 297  
 Juvenile Arrests 38  
 Unknown Age 0  
 Arrests per 100,000 population 8,103.5  
 Average number offenses/incident 1.27

## Domestic Violence Victims

Offense	Total	Arrests
Murder	0	0
Aggravated Assault	4	4
Simple Assault	32	28
Intimidation	5	4
Stalking	0	0
Forcible Rape	0	0
Forcible Sodomy	0	0
Sexual Assault W/Object	0	0
Forcible Fondling	2	1
Incest	0	0
Statutory Rape	0	0
Kidnaping/Abduction	1	1
<b>Total</b>	<b>44</b>	<b>38</b>

## TIBRS Group B Arrests

Offense	Adult	Juvenile
Bad Checks	0	0
Curfew/Vagrancy	0	0
Disorderly Conduct	3	0
DUI	22	0
Drunkenness	8	0
Family-Non Violent	4	0
Liquor Law Violations	26	9
Peeping Tom	0	0
Runaway	0	0
Trespass	1	0
All Other Offenses	13	1
<b>Total Group B</b>	<b>77</b>	<b>10</b>

TIBRS Group A Offenses	Offenses		Arrests	
	Reported	Cleared	Adult	Juvenile
<b>Crimes Against Persons</b>				
Murder	0	0	0	0
Negligent Manslaughter	0	0	0	0
Kidnaping/Abduction	1	1	1	0
Forcible Rape	0	0	0	0
Forcible Sodomy	0	0	0	0
Sexual Assault W/Object	0	0	0	0
Forcible Fondling	2	1	1	0
Incest	0	0	0	0
Statutory Rape	0	0	0	0
Aggravated Assault	11	10	6	1
Simple Assault	38	33	31	1
Intimidation	17	4	4	0
Stalking	1	1	1	0
<b>Crimes Against Property</b>				
Arson	1	0	0	0
Bribery	0	0	0	0
Burglary	18	4	3	2
Counterfeiting/Forgery	5	2	2	0
Destruction/Damage/Vandalism	31	5	2	2
Embezzlement	5	3	3	0
Extortion/Blackmail	0	0	0	0
Fraud - False Pretenses	2	0	0	0
Fraud - Credit Card/ATM	2	0	0	0
Fraud - Impersonation	6	2	2	0
Fraud - Welfare	0	0	0	0
Fraud - Wire	0	0	0	0
Motor Vehicle Theft	2	1	1	0
Robbery	0	0	1	0
Stolen Property Offenses	0	0	0	0
Theft - Pocket-picking	1	0	0	0
Theft - Purse Snatching	0	0	0	0
Theft - Shoplifting	2	2	1	2
Theft From Building	6	1	0	0
Theft From Coin Machine	1	0	0	0
Theft From Motor Vehicle	11	3	1	1
Theft of Motor Vehicle Parts	6	1	1	0
Theft - All Other Larceny	22	3	2	0
<b>Crimes Against Society</b>				
Drug/Narcotic Violations	129	127	139	16
Drug/Narcotic Equipment Violations	73	71	14	2
Gambling - Betting/Wagering	0	0	0	0
Gambling - Operating/Promoting	0	0	0	0
Gambling - Equipment Violations	0	0	0	0
Gambling - Sports Tampering	0	0	0	0
Pornography/Obscene Material	0	0	0	0
Prostitution	0	0	0	0
Prostitution Assisting/Promoting	0	0	0	0
Weapon Law Violations	6	6	4	1
<b>Total Group A Offenses</b>	<b>399</b>	<b>281</b>	<b>220</b>	<b>28</b>



# Waynesboro Police Department - 2006

**2005 Population Estimate**                      **2,175**

**Offense Overview**

Offense Total                                      230  
 Number Cleared                                182  
 Percent Cleared                                79.13 %

Group A Crimes per 100,000  
 population                                      10,574.7

**Arrest Overview**

Total Arrests                                      230  
 Adult Arrests                                      192  
 Juvenile Arrests                                38  
 Unknown Age                                      0

Arrests per 100,000 population            10,574.7

Average number offenses/incident        1.19

**Domestic Violence Victims**

Offense	Total	Arrests
Murder	0	0
Aggravated Assault	8	8
Simple Assault	18	17
Intimidation	9	5
Stalking	3	3
Forcible Rape	0	0
Forcible Sodomy	0	0
Sexual Assault W/Object	0	0
Forcible Fondling	0	0
Incest	0	0
Statutory Rape	0	0
Kidnaping/Abduction	0	0
<b>Total</b>	<b>38</b>	<b>33</b>

**TIBRS Group B Arrests**

Offense	Adult	Juvenile
Bad Checks	3	0
Curfew/Vagrancy	0	5
Disorderly Conduct	7	0
DUI	20	2
Drunkenness	13	0
Family-Non Violent	0	0
Liquor Law Violations	11	10
Peeping Tom	0	0
Runaway	0	1
Trespass	3	0
All Other Offenses	12	4
<b>Total Group B</b>	<b>69</b>	<b>22</b>

TIBRS Group A Offenses	Offenses		Arrests	
	Reported	Cleared	Adult	Juvenile
<b>Crimes Against Persons</b>				
Murder	0	0	0	0
Negligent Manslaughter	0	0	0	0
Kidnaping/Abduction	0	0	0	0
Forcible Rape	0	0	0	0
Forcible Sodomy	0	0	0	0
Sexual Assault W/Object	0	0	0	0
Forcible Fondling	2	2	2	0
Incest	0	0	0	0
Statutory Rape	0	0	0	0
Aggravated Assault	10	10	9	0
Simple Assault	29	29	24	1
Intimidation	16	13	5	0
Stalking	5	5	4	0
<b>Crimes Against Property</b>				
Arson	1	0	0	0
Bribery	0	0	0	0
Burglary	16	4	3	1
Counterfeiting/Forgery	9	8	8	0
Destruction/Damage/Vandalism	17	5	0	1
Embezzlement	0	0	0	0
Extortion/Blackmail	0	0	0	0
Fraud - False Pretenses	15	14	4	0
Fraud - Credit Card/ATM	0	0	0	0
Fraud - Impersonation	0	0	0	0
Fraud - Welfare	0	0	0	0
Fraud - Wire	0	0	0	0
Motor Vehicle Theft	3	3	2	0
Robbery	0	0	0	0
Stolen Property Offenses	2	2	1	0
Theft - Pocket-picking	0	0	0	0
Theft - Purse Snatching	0	0	0	0
Theft - Shoplifting	2	2	2	0
Theft From Building	8	3	1	6
Theft From Coin Machine	1	0	0	0
Theft From Motor Vehicle	3	2	0	3
Theft of Motor Vehicle Parts	3	1	1	0
Theft - All Other Larceny	15	6	0	1
<b>Crimes Against Society</b>				
Drug/Narcotic Violations	49	49	48	2
Drug/Narcotic Equipment Violations	19	19	6	0
Gambling - Betting/Wagering	0	0	0	0
Gambling - Operating/Promoting	0	0	0	0
Gambling - Equipment Violations	0	0	0	0
Gambling - Sports Tampering	0	0	0	0
Pornography/Obscene Material	0	0	0	0
Prostitution	0	0	0	0
Prostitution Assisting/Promoting	0	0	0	0
Weapon Law Violations	5	5	3	1
<b>Total Group A Offenses</b>	<b>230</b>	<b>182</b>	<b>123</b>	<b>16</b>



# Westmoreland Police Department - 2006

**2005 Population Estimate**                      **2,165**

**Offense Overview**

Offense Total                                      225  
 Number Cleared                                93  
 Percent Cleared                                41.33 %

Group A Crimes per 100,000  
 population                                      10,392.6

**Arrest Overview**

Total Arrests                                      148  
 Adult Arrests                                      125  
 Juvenile Arrests                                23  
 Unknown Age                                      0

Arrests per 100,000 population            6,836.0

Average number offenses/incident        1.08

**Domestic Violence Victims**

Offense	Total	Arrests
Murder	0	0
Aggravated Assault	4	3
Simple Assault	14	12
Intimidation	7	3
Stalking	1	1
Forcible Rape	0	0
Forcible Sodomy	0	0
Sexual Assault W/Object	0	0
Forcible Fondling	0	0
Incest	0	0
Statutory Rape	1	0
Kidnaping/Abduction	0	0
<b>Total</b>	<b>27</b>	<b>19</b>

**TIBRS Group B Arrests**

Offense	Adult	Juvenile
Bad Checks	0	0
Curfew/Vagrancy	0	0
Disorderly Conduct	0	0
DUI	15	0
Drunkenness	13	1
Family-Non Violent	0	0
Liquor Law Violations	12	0
Peeping Tom	0	0
Runaway	0	2
Trespass	3	0
All Other Offenses	6	2
<b>Total Group B</b>	<b>49</b>	<b>5</b>

TIBRS Group A Offenses	Offenses		Arrests	
	Reported	Cleared	Adult	Juvenile
<b>Crimes Against Persons</b>				
Murder	0	0	0	0
Negligent Manslaughter	0	0	0	0
Kidnaping/Abduction	0	0	0	0
Forcible Rape	0	0	0	0
Forcible Sodomy	0	0	0	0
Sexual Assault W/Object	0	0	0	0
Forcible Fondling	0	0	0	0
Incest	0	0	0	0
Statutory Rape	1	0	0	0
Aggravated Assault	8	5	4	1
Simple Assault	25	20	16	2
Intimidation	40	4	4	1
Stalking	2	2	2	0
<b>Crimes Against Property</b>				
Arson	1	0	0	0
Bribery	0	0	0	0
Burglary	11	1	1	0
Counterfeiting/Forgery	4	2	1	0
Destruction/Damage/Vandalism	24	1	0	0
Embezzlement	0	0	0	0
Extortion/Blackmail	0	0	0	0
Fraud - False Pretenses	5	2	3	0
Fraud - Credit Card/ATM	1	0	0	0
Fraud - Impersonation	2	1	1	0
Fraud - Welfare	0	0	0	0
Fraud - Wire	0	0	0	0
Motor Vehicle Theft	2	0	0	0
Robbery	1	1	0	2
Stolen Property Offenses	1	1	0	1
Theft - Pocket-picking	0	0	0	0
Theft - Purse Snatching	0	0	0	0
Theft - Shoplifting	6	6	6	1
Theft From Building	13	2	2	0
Theft From Coin Machine	3	0	0	0
Theft From Motor Vehicle	8	0	0	0
Theft of Motor Vehicle Parts	5	1	0	2
Theft - All Other Larceny	20	2	0	2
<b>Crimes Against Society</b>				
Drug/Narcotic Violations	24	24	25	6
Drug/Narcotic Equipment Violations	13	13	7	0
Gambling - Betting/Wagering	0	0	0	0
Gambling - Operating/Promoting	0	0	0	0
Gambling - Equipment Violations	0	0	0	0
Gambling - Sports Tampering	0	0	0	0
Pornography/Obscene Material	0	0	0	0
Prostitution	0	0	0	0
Prostitution Assisting/Promoting	0	0	0	0
Weapon Law Violations	5	5	4	0
<b>Total Group A Offenses</b>	<b>225</b>	<b>93</b>	<b>76</b>	<b>18</b>



# White Bluff Police Department - 2006

**2005 Population Estimate** 2,372

## Offense Overview

Offense Total 63  
 Number Cleared 20  
 Percent Cleared 31.75 %

Group A Crimes per 100,000 population 2,656.0

## Arrest Overview

Total Arrests 33  
 Adult Arrests 30  
 Juvenile Arrests 3  
 Unknown Age 0

Arrests per 100,000 population 1,391.2

Average number offenses/incident 1.00

## Domestic Violence Victims

Offense	Total	Arrests
Murder	0	0
Aggravated Assault	1	1
Simple Assault	10	9
Intimidation	1	1
Stalking	0	0
Forcible Rape	0	0
Forcible Sodomy	0	0
Sexual Assault W/Object	0	0
Forcible Fondling	1	1
Incest	0	0
Statutory Rape	0	0
Kidnaping/Abduction	0	0
<b>Total</b>	<b>13</b>	<b>12</b>

## TIBRS Group B Arrests

Offense	Adult	Juvenile
Bad Checks	1	0
Curfew/Vagrancy	0	0
Disorderly Conduct	0	0
DUI	1	0
Drunkenness	0	0
Family-Non Violent	0	0
Liquor Law Violations	0	0
Peeping Tom	0	0
Runaway	0	0
Trespass	1	0
All Other Offenses	11	0
<b>Total Group B</b>	<b>14</b>	<b>0</b>

TIBRS Group A Offenses	Offenses		Arrests	
	Reported	Cleared	Adult	Juvenile
<b>Crimes Against Persons</b>				
Murder	0	0	0	0
Negligent Manslaughter	0	0	0	0
Kidnaping/Abduction	0	0	0	0
Forcible Rape	0	0	0	0
Forcible Sodomy	0	0	0	0
Sexual Assault W/Object	0	0	0	0
Forcible Fondling	1	1	0	0
Incest	0	0	0	0
Statutory Rape	0	0	0	0
Aggravated Assault	1	1	1	0
Simple Assault	13	12	12	0
Intimidation	2	1	1	0
Stalking	1	0	0	0
<b>Crimes Against Property</b>				
Arson	0	0	0	0
Bribery	0	0	0	0
Burglary	11	1	0	0
Counterfeiting/Forgery	0	0	0	0
Destruction/Damage/Vandalism	18	2	1	3
Embezzlement	0	0	0	0
Extortion/Blackmail	0	0	0	0
Fraud - False Pretenses	1	0	0	0
Fraud - Credit Card/ATM	0	0	0	0
Fraud - Impersonation	1	0	0	0
Fraud - Welfare	0	0	0	0
Fraud - Wire	0	0	0	0
Motor Vehicle Theft	1	0	0	0
Robbery	1	1	0	0
Stolen Property Offenses	0	0	0	0
Theft - Pocket-picking	0	0	0	0
Theft - Purse Snatching	0	0	0	0
Theft - Shoplifting	0	0	0	0
Theft From Building	3	0	0	0
Theft From Coin Machine	0	0	0	0
Theft From Motor Vehicle	3	0	0	0
Theft of Motor Vehicle Parts	3	0	0	0
Theft - All Other Larceny	2	0	0	0
<b>Crimes Against Society</b>				
Drug/Narcotic Violations	1	1	1	0
Drug/Narcotic Equipment Violations	0	0	0	0
Gambling - Betting/Wagering	0	0	0	0
Gambling - Operating/Promoting	0	0	0	0
Gambling - Equipment Violations	0	0	0	0
Gambling - Sports Tampering	0	0	0	0
Pornography/Obscene Material	0	0	0	0
Prostitution	0	0	0	0
Prostitution Assisting/Promoting	0	0	0	0
Weapon Law Violations	0	0	0	0
<b>Total Group A Offenses</b>	<b>63</b>	<b>20</b>	<b>16</b>	<b>3</b>



# White House Police Department - 2006

**2005 Population Estimate** 8,723

## Offense Overview

Offense Total 845  
Number Cleared 639  
Percent Cleared 75.62 %

Group A Crimes per 100,000 population 9,687.0

## Arrest Overview

Total Arrests 627  
Adult Arrests 522  
Juvenile Arrests 105  
Unknown Age 0

Arrests per 100,000 population 7,187.9

Average number offenses/incident 1.42

## Domestic Violence Victims

Offense	Total	Arrests
Murder	0	0
Aggravated Assault	9	7
Simple Assault	37	33
Intimidation	9	3
Stalking	0	0
Forcible Rape	0	0
Forcible Sodomy	0	0
Sexual Assault W/Object	0	0
Forcible Fondling	1	0
Incest	0	0
Statutory Rape	0	0
Kidnaping/Abduction	0	0
<b>Total</b>	<b>56</b>	<b>43</b>

## TIBRS Group B Arrests

Offense	Adult	Juvenile
Bad Checks	0	0
Curfew/Vagrancy	0	5
Disorderly Conduct	3	5
DUI	60	0
Drunkenness	10	2
Family-Non Violent	0	3
Liquor Law Violations	25	6
Peeping Tom	0	0
Runaway	0	4
Trespass	3	0
All Other Offenses	10	6
<b>Total Group B</b>	<b>111</b>	<b>31</b>

TIBRS Group A Offenses	Offenses		Arrests	
	Reported	Cleared	Adult	Juvenile
<b>Crimes Against Persons</b>				
Murder	0	0	0	0
Negligent Manslaughter	0	0	0	0
Kidnaping/Abduction	0	0	0	0
Forcible Rape	1	0	0	0
Forcible Sodomy	0	0	0	0
Sexual Assault W/Object	0	0	0	0
Forcible Fondling	3	0	0	0
Incest	0	0	0	0
Statutory Rape	0	0	0	0
Aggravated Assault	14	12	10	1
Simple Assault	60	48	32	12
Intimidation	20	3	2	1
Stalking	6	0	0	0
<b>Crimes Against Property</b>				
Arson	0	0	0	0
Bribery	0	0	0	0
Burglary	21	2	0	0
Counterfeiting/Forgery	16	7	6	1
Destruction/Damage/Vandalism	61	11	2	13
Embezzlement	3	2	2	0
Extortion/Blackmail	0	0	0	0
Fraud - False Pretenses	3	0	0	0
Fraud - Credit Card/ATM	1	0	1	0
Fraud - Impersonation	16	8	6	0
Fraud - Welfare	0	0	0	0
Fraud - Wire	0	0	0	0
Motor Vehicle Theft	8	3	2	1
Robbery	0	0	0	0
Stolen Property Offenses	1	1	0	0
Theft - Pocket-picking	0	0	0	0
Theft - Purse Snatching	0	0	0	0
Theft - Shoplifting	10	5	4	2
Theft From Building	24	5	4	2
Theft From Coin Machine	0	0	0	0
Theft From Motor Vehicle	18	1	0	0
Theft of Motor Vehicle Parts	3	0	1	0
Theft - All Other Larceny	31	7	6	1
<b>Crimes Against Society</b>				
Drug/Narcotic Violations	281	280	278	34
Drug/Narcotic Equipment Violations	235	235	50	5
Gambling - Betting/Wagering	0	0	0	0
Gambling - Operating/Promoting	0	0	0	0
Gambling - Equipment Violations	0	0	0	0
Gambling - Sports Tampering	0	0	0	0
Pornography/Obscene Material	0	0	0	0
Prostitution	0	0	0	0
Prostitution Assisting/Promoting	0	0	0	0
Weapon Law Violations	9	9	5	1
<b>Total Group A Offenses</b>	<b>845</b>	<b>639</b>	<b>411</b>	<b>74</b>



# White Pine Police Department - 2006

**2005 Population Estimate**                      **2,055**

**Offense Overview**

Offense Total                                      195  
 Number Cleared                                56  
 Percent Cleared                                28.72 %

Group A Crimes per 100,000  
 population                                      9,489.1

**Arrest Overview**

Total Arrests                                    71  
 Adult Arrests                                    67  
 Juvenile Arrests                                4  
 Unknown Age                                    0

Arrests per 100,000 population            3,455.0

Average number offenses/incident        1.00

**Domestic Violence Victims**

Offense	Total	Arrests
Murder	0	0
Aggravated Assault	0	0
Simple Assault	10	10
Intimidation	0	0
Stalking	0	0
Forcible Rape	0	0
Forcible Sodomy	0	0
Sexual Assault W/Object	0	0
Forcible Fondling	0	0
Incest	0	0
Statutory Rape	0	0
Kidnaping/Abduction	0	0
<b>Total</b>	<b>10</b>	<b>10</b>

**TIBRS Group B Arrests**

Offense	Adult	Juvenile
Bad Checks	0	0
Curfew/Vagrancy	0	0
Disorderly Conduct	0	0
DUI	3	0
Drunkenness	8	0
Family-Non Violent	0	0
Liquor Law Violations	0	0
Peeping Tom	0	0
Runaway	0	0
Trespass	0	0
All Other Offenses	0	0
<b>Total Group B</b>	<b>11</b>	<b>0</b>

TIBRS Group A Offenses	Offenses		Arrests	
	Reported	Cleared	Adult	Juvenile
<b>Crimes Against Persons</b>				
Murder	0	0	0	0
Negligent Manslaughter	0	0	0	0
Kidnaping/Abduction	0	0	0	0
Forcible Rape	1	0	0	0
Forcible Sodomy	0	0	0	0
Sexual Assault W/Object	0	0	0	0
Forcible Fondling	0	0	0	0
Incest	0	0	0	0
Statutory Rape	0	0	0	0
Aggravated Assault	0	0	0	0
Simple Assault	29	11	11	0
Intimidation	5	0	0	0
Stalking	0	0	0	0
<b>Crimes Against Property</b>				
Arson	1	0	0	0
Bribery	0	0	0	0
Burglary	13	1	1	0
Counterfeiting/Forgery	4	3	3	0
Destruction/Damage/Vandalism	16	1	0	3
Embezzlement	0	0	0	0
Extortion/Blackmail	0	0	0	0
Fraud - False Pretenses	5	0	0	0
Fraud - Credit Card/ATM	1	0	0	0
Fraud - Impersonation	2	2	2	0
Fraud - Welfare	0	0	0	0
Fraud - Wire	0	0	0	0
Motor Vehicle Theft	6	1	1	0
Robbery	0	0	0	0
Stolen Property Offenses	0	0	0	0
Theft - Pocket-picking	0	0	0	0
Theft - Purse Snatching	0	0	0	0
Theft - Shoplifting	13	10	10	0
Theft From Building	18	2	2	0
Theft From Coin Machine	1	0	0	0
Theft From Motor Vehicle	10	1	0	0
Theft of Motor Vehicle Parts	2	0	0	0
Theft - All Other Larceny	44	1	3	0
<b>Crimes Against Society</b>				
Drug/Narcotic Violations	19	18	17	1
Drug/Narcotic Equipment Violations	4	4	5	0
Gambling - Betting/Wagering	0	0	0	0
Gambling - Operating/Promoting	0	0	0	0
Gambling - Equipment Violations	0	0	0	0
Gambling - Sports Tampering	0	0	0	0
Pornography/Obscene Material	0	0	0	0
Prostitution	1	1	1	0
Prostitution Assisting/Promoting	0	0	0	0
Weapon Law Violations	0	0	0	0
<b>Total Group A Offenses</b>	<b>195</b>	<b>56</b>	<b>56</b>	<b>4</b>





# Whiteville Police Department - 2006

**2005 Population Estimate** 4,489

## Offense Overview

Offense Total 242  
Number Cleared 113  
Percent Cleared 46.69 %

Group A Crimes per 100,000 population 5,391.0

## Arrest Overview

Total Arrests 152  
Adult Arrests 141  
Juvenile Arrests 11  
Unknown Age 0

Arrests per 100,000 population 3,386.1

Average number offenses/incident 1.12

## Domestic Violence Victims

Offense	Total	Arrests
Murder	0	0
Aggravated Assault	6	6
Simple Assault	8	7
Intimidation	0	0
Stalking	0	0
Forcible Rape	0	0
Forcible Sodomy	1	0
Sexual Assault W/Object	0	0
Forcible Fondling	0	0
Incest	0	0
Statutory Rape	0	0
Kidnaping/Abduction	1	1
<b>Total</b>	<b>16</b>	<b>14</b>

## TIBRS Group B Arrests

Offense	Adult	Juvenile
Bad Checks	0	0
Curfew/Vagrancy	0	0
Disorderly Conduct	3	0
DUI	17	0
Drunkenness	4	0
Family-Non Violent	0	0
Liquor Law Violations	7	0
Peeping Tom	0	0
Runaway	0	0
Trespass	6	4
All Other Offenses	18	1
<b>Total Group B</b>	<b>55</b>	<b>5</b>

TIBRS Group A Offenses	Offenses		Arrests	
	Reported	Cleared	Adult	Juvenile
<b>Crimes Against Persons</b>				
Murder	0	0	0	0
Negligent Manslaughter	0	0	0	0
Kidnaping/Abduction	1	1	1	0
Forcible Rape	0	0	0	0
Forcible Sodomy	1	0	0	0
Sexual Assault W/Object	0	0	0	0
Forcible Fondling	0	0	0	0
Incest	0	0	0	0
Statutory Rape	0	0	0	0
Aggravated Assault	11	7	7	0
Simple Assault	13	10	6	3
Intimidation	10	0	0	0
Stalking	1	1	0	1
<b>Crimes Against Property</b>				
Arson	1	1	1	0
Bribery	0	0	0	0
Burglary	22	2	2	1
Counterfeiting/Forgery	9	3	2	0
Destruction/Damage/Vandalism	33	1	0	0
Embezzlement	0	0	0	0
Extortion/Blackmail	0	0	0	0
Fraud - False Pretenses	8	1	0	0
Fraud - Credit Card/ATM	1	0	0	0
Fraud - Impersonation	0	0	0	0
Fraud - Welfare	0	0	0	0
Fraud - Wire	0	0	0	0
Motor Vehicle Theft	6	1	1	0
Robbery	1	0	0	0
Stolen Property Offenses	0	0	0	0
Theft - Pocket-picking	0	0	0	0
Theft - Purse Snatching	0	0	0	0
Theft - Shoplifting	1	1	1	0
Theft From Building	0	0	0	0
Theft From Coin Machine	2	0	0	0
Theft From Motor Vehicle	10	0	0	0
Theft of Motor Vehicle Parts	4	0	0	0
Theft - All Other Larceny	25	2	2	0
<b>Crimes Against Society</b>				
Drug/Narcotic Violations	56	56	55	1
Drug/Narcotic Equipment Violations	18	18	3	0
Gambling - Betting/Wagering	0	0	0	0
Gambling - Operating/Promoting	0	0	0	0
Gambling - Equipment Violations	0	0	0	0
Gambling - Sports Tampering	0	0	0	0
Pornography/Obscene Material	0	0	0	0
Prostitution	0	0	0	0
Prostitution Assisting/Promoting	0	0	0	0
Weapon Law Violations	8	8	5	0
<b>Total Group A Offenses</b>	<b>242</b>	<b>113</b>	<b>86</b>	<b>6</b>



# Whitwell Police Department - 2006

**2005 Population Estimate** 1,604

## Offense Overview

Offense Total 209  
 Number Cleared 112  
 Percent Cleared 53.59 %  
 Group A Crimes per 100,000 population 13,029.9

## Arrest Overview

Total Arrests 198  
 Adult Arrests 180  
 Juvenile Arrests 18  
 Unknown Age 0  
 Arrests per 100,000 population 12,344.1  
 Average number offenses/incident 1.18

## Domestic Violence Victims

Offense	Total	Arrests
Murder	0	0
Aggravated Assault	2	2
Simple Assault	17	5
Intimidation	1	1
Stalking	0	0
Forcible Rape	0	0
Forcible Sodomy	0	0
Sexual Assault W/Object	0	0
Forcible Fondling	0	0
Incest	0	0
Statutory Rape	0	0
Kidnaping/Abduction	2	1
<b>Total</b>	<b>22</b>	<b>9</b>

## TIBRS Group B Arrests

Offense	Adult	Juvenile
Bad Checks	37	0
Curfew/Vagrancy	0	0
Disorderly Conduct	18	2
DUI	15	0
Drunkenness	35	2
Family-Non Violent	0	0
Liquor Law Violations	9	4
Peeping Tom	0	0
Runaway	0	0
Trespass	3	0
All Other Offenses	14	0
<b>Total Group B</b>	<b>131</b>	<b>8</b>

TIBRS Group A Offenses	Offenses		Arrests	
	Reported	Cleared	Adult	Juvenile
<b>Crimes Against Persons</b>				
Murder	0	0	0	0
Negligent Manslaughter	0	0	0	0
Kidnaping/Abduction	2	2	1	0
Forcible Rape	0	0	0	0
Forcible Sodomy	0	0	0	0
Sexual Assault W/Object	0	0	0	0
Forcible Fondling	0	0	0	0
Incest	0	0	0	0
Statutory Rape	0	0	0	0
Aggravated Assault	9	9	3	0
Simple Assault	29	20	10	3
Intimidation	12	4	4	0
Stalking	0	0	0	0
<b>Crimes Against Property</b>				
Arson	0	0	0	0
Bribery	0	0	0	0
Burglary	19	4	1	0
Counterfeiting/Forgery	12	6	2	0
Destruction/Damage/Vandalism	13	3	1	1
Embezzlement	0	0	0	0
Extortion/Blackmail	0	0	0	0
Fraud - False Pretenses	10	4	0	0
Fraud - Credit Card/ATM	0	0	0	0
Fraud - Impersonation	2	0	0	0
Fraud - Welfare	0	0	0	0
Fraud - Wire	0	0	0	0
Motor Vehicle Theft	8	2	0	2
Robbery	1	0	0	0
Stolen Property Offenses	4	3	3	0
Theft - Pocket-picking	0	0	0	0
Theft - Purse Snatching	0	0	0	0
Theft - Shoplifting	11	11	7	1
Theft From Building	7	1	1	0
Theft From Coin Machine	0	0	0	0
Theft From Motor Vehicle	5	1	0	0
Theft of Motor Vehicle Parts	5	0	0	0
Theft - All Other Larceny	26	8	4	0
<b>Crimes Against Society</b>				
Drug/Narcotic Violations	21	21	6	3
Drug/Narcotic Equipment Violations	11	11	6	0
Gambling - Betting/Wagering	0	0	0	0
Gambling - Operating/Promoting	0	0	0	0
Gambling - Equipment Violations	0	0	0	0
Gambling - Sports Tampering	0	0	0	0
Pornography/Obscene Material	0	0	0	0
Prostitution	0	0	0	0
Prostitution Assisting/Promoting	0	0	0	0
Weapon Law Violations	2	2	0	0
<b>Total Group A Offenses</b>	<b>209</b>	<b>112</b>	<b>49</b>	<b>10</b>



# Winchester Police Department - 2006

**2005 Population Estimate**                      **7,752**

**Offense Overview**

Offense Total                                      1,183  
 Number Cleared                                528  
 Percent Cleared                                44.63 %

Group A Crimes per 100,000  
 population                                      15,260.6

**Arrest Overview**

Total Arrests                                    759  
 Adult Arrests                                    700  
 Juvenile Arrests                                59  
 Unknown Age                                    0

Arrests per 100,000 population            9,791.0

Average number offenses/incident        1.20

**Domestic Violence Victims**

Offense	Total	Arrests
Murder	0	0
Aggravated Assault	36	33
Simple Assault	127	93
Intimidation	20	5
Stalking	3	0
Forcible Rape	0	0
Forcible Sodomy	0	0
Sexual Assault W/Object	0	0
Forcible Fondling	1	1
Incest	0	0
Statutory Rape	1	1
Kidnaping/Abduction	2	2
<b>Total</b>	<b>190</b>	<b>135</b>

**TIBRS Group B Arrests**

Offense	Adult	Juvenile
Bad Checks	6	0
Curfew/Vagrancy	0	2
Disorderly Conduct	21	1
DUI	107	1
Drunkenness	83	2
Family-Non Violent	6	0
Liquor Law Violations	43	11
Peeping Tom	0	0
Runaway	0	2
Trespass	11	0
All Other Offenses	22	1
<b>Total Group B</b>	<b>299</b>	<b>20</b>

TIBRS Group A Offenses	Offenses		Arrests	
	Reported	Cleared	Adult	Juvenile
<b>Crimes Against Persons</b>				
Murder	0	0	0	0
Negligent Manslaughter	0	0	0	0
Kidnaping/Abduction	3	2	2	0
Forcible Rape	1	0	0	0
Forcible Sodomy	1	1	0	1
Sexual Assault W/Object	0	0	0	0
Forcible Fondling	5	1	0	1
Incest	0	0	0	0
Statutory Rape	3	2	2	0
Aggravated Assault	65	53	42	3
Simple Assault	217	134	107	5
Intimidation	62	12	10	0
Stalking	11	1	0	0
<b>Crimes Against Property</b>				
Arson	3	1	1	0
Bribery	0	0	0	0
Burglary	88	18	16	7
Counterfeiting/Forgery	30	4	3	0
Destruction/Damage/Vandalism	148	32	9	2
Embezzlement	2	1	3	0
Extortion/Blackmail	0	0	0	0
Fraud - False Pretenses	42	6	1	0
Fraud - Credit Card/ATM	5	0	0	0
Fraud - Impersonation	12	6	5	0
Fraud - Welfare	0	0	0	0
Fraud - Wire	8	0	0	0
Motor Vehicle Theft	24	8	4	1
Robbery	12	4	3	0
Stolen Property Offenses	2	1	1	0
Theft - Pocket-picking	0	0	0	0
Theft - Purse Snatching	0	0	0	0
Theft - Shoplifting	31	21	12	5
Theft From Building	73	14	8	4
Theft From Coin Machine	2	0	0	0
Theft From Motor Vehicle	32	2	2	0
Theft of Motor Vehicle Parts	23	0	0	0
Theft - All Other Larceny	83	13	6	2
<b>Crimes Against Society</b>				
Drug/Narcotic Violations	123	121	142	8
Drug/Narcotic Equipment Violations	55	54	10	0
Gambling - Betting/Wagering	0	0	0	0
Gambling - Operating/Promoting	0	0	0	0
Gambling - Equipment Violations	0	0	0	0
Gambling - Sports Tampering	0	0	0	0
Pornography/Obscene Material	1	1	0	0
Prostitution	0	0	0	0
Prostitution Assisting/Promoting	0	0	0	0
Weapon Law Violations	16	15	12	0
<b>Total Group A Offenses</b>	<b>1,183</b>	<b>528</b>	<b>401</b>	<b>39</b>



# Winfield Police Department - 2006

**2005 Population Estimate** 979

## Offense Overview

Offense Total 170  
Number Cleared 88  
Percent Cleared 51.76 %

Group A Crimes per 100,000 population 17,364.7

## Arrest Overview

Total Arrests 175  
Adult Arrests 173  
Juvenile Arrests 2  
Unknown Age 0

Arrests per 100,000 population 17,875.4

Average number offenses/incident 1.29

## Domestic Violence Victims

Offense	Total	Arrests
Murder	0	0
Aggravated Assault	7	5
Simple Assault	9	8
Intimidation	8	3
Stalking	0	0
Forcible Rape	0	0
Forcible Sodomy	0	0
Sexual Assault W/Object	0	0
Forcible Fondling	0	0
Incest	0	0
Statutory Rape	0	0
Kidnaping/Abduction	0	0
<b>Total</b>	<b>24</b>	<b>16</b>

## TIBRS Group B Arrests

Offense	Adult	Juvenile
Bad Checks	16	0
Curfew/Vagrancy	0	0
Disorderly Conduct	1	0
DUI	19	0
Drunkenness	17	0
Family-Non Violent	13	0
Liquor Law Violations	2	0
Peeping Tom	0	0
Runaway	0	2
Trespass	1	0
All Other Offenses	34	0
<b>Total Group B</b>	<b>103</b>	<b>2</b>

TIBRS Group A Offenses	Offenses		Arrests	
	Reported	Cleared	Adult	Juvenile
<b>Crimes Against Persons</b>				
Murder	0	0	0	0
Negligent Manslaughter	0	0	0	0
Kidnaping/Abduction	0	0	0	0
Forcible Rape	0	0	0	0
Forcible Sodomy	0	0	0	0
Sexual Assault W/Object	0	0	0	0
Forcible Fondling	1	0	0	0
Incest	0	0	0	0
Statutory Rape	0	0	0	0
Aggravated Assault	16	11	11	0
Simple Assault	19	16	13	0
Intimidation	15	6	4	0
Stalking	0	0	0	0
<b>Crimes Against Property</b>				
Arson	2	0	0	0
Bribery	0	0	0	0
Burglary	12	1	2	0
Counterfeiting/Forgery	2	1	1	0
Destruction/Damage/Vandalism	27	5	3	0
Embezzlement	0	0	0	0
Extortion/Blackmail	0	0	0	0
Fraud - False Pretenses	4	0	0	0
Fraud - Credit Card/ATM	0	0	0	0
Fraud - Impersonation	0	0	0	0
Fraud - Welfare	0	0	0	0
Fraud - Wire	0	0	0	0
Motor Vehicle Theft	8	4	5	0
Robbery	1	1	0	0
Stolen Property Offenses	0	0	0	0
Theft - Pocket-picking	0	0	0	0
Theft - Purse Snatching	0	0	0	0
Theft - Shoplifting	0	0	0	0
Theft From Building	10	4	2	0
Theft From Coin Machine	0	0	0	0
Theft From Motor Vehicle	11	4	3	0
Theft of Motor Vehicle Parts	1	0	0	0
Theft - All Other Larceny	12	6	6	0
<b>Crimes Against Society</b>				
Drug/Narcotic Violations	15	15	15	0
Drug/Narcotic Equipment Violations	12	12	4	0
Gambling - Betting/Wagering	0	0	0	0
Gambling - Operating/Promoting	0	0	0	0
Gambling - Equipment Violations	0	0	0	0
Gambling - Sports Tampering	0	0	0	0
Pornography/Obscene Material	1	1	1	0
Prostitution	0	0	0	0
Prostitution Assisting/Promoting	0	0	0	0
Weapon Law Violations	1	1	0	0
<b>Total Group A Offenses</b>	<b>170</b>	<b>88</b>	<b>70</b>	<b>0</b>



# Woodbury Police Department - 2006

**2005 Population Estimate** 2,524

## Offense Overview

Offense Total 202  
Number Cleared 148  
Percent Cleared 73.27 %

Group A Crimes per 100,000 population 8,003.2

## Arrest Overview

Total Arrests 197  
Adult Arrests 157  
Juvenile Arrests 40  
Unknown Age 0

Arrests per 100,000 population 7,805.1

Average number offenses/incident 1.21

## Domestic Violence Victims

Offense	Total	Arrests
Murder	0	0
Aggravated Assault	0	0
Simple Assault	8	5
Intimidation	0	0
Stalking	0	0
Forcible Rape	0	0
Forcible Sodomy	0	0
Sexual Assault W/Object	0	0
Forcible Fondling	0	0
Incest	0	0
Statutory Rape	0	0
Kidnaping/Abduction	0	0
<b>Total</b>	<b>8</b>	<b>5</b>

## TIBRS Group B Arrests

Offense	Adult	Juvenile
Bad Checks	0	0
Curfew/Vagrancy	0	1
Disorderly Conduct	4	2
DUI	14	0
Drunkenness	10	3
Family-Non Violent	0	0
Liquor Law Violations	13	3
Peeping Tom	0	0
Runaway	0	0
Trespass	2	0
All Other Offenses	6	4
<b>Total Group B</b>	<b>49</b>	<b>13</b>

TIBRS Group A Offenses	Offenses		Arrests	
	Reported	Cleared	Adult	Juvenile
<b>Crimes Against Persons</b>				
Murder	0	0	0	0
Negligent Manslaughter	0	0	0	0
Kidnaping/Abduction	1	1	3	0
Forcible Rape	0	0	0	0
Forcible Sodomy	0	0	0	0
Sexual Assault W/Object	0	0	0	0
Forcible Fondling	0	0	0	0
Incest	0	0	0	0
Statutory Rape	0	0	0	0
Aggravated Assault	4	4	5	0
Simple Assault	27	23	10	7
Intimidation	1	1	1	0
Stalking	0	0	0	0
<b>Crimes Against Property</b>				
Arson	1	0	0	0
Bribery	0	0	0	0
Burglary	8	3	2	0
Counterfeiting/Forgery	3	2	1	0
Destruction/Damage/Vandalism	20	1	1	0
Embezzlement	1	0	0	0
Extortion/Blackmail	0	0	0	0
Fraud - False Pretenses	3	2	2	0
Fraud - Credit Card/ATM	0	0	0	0
Fraud - Impersonation	2	2	2	0
Fraud - Welfare	0	0	0	0
Fraud - Wire	0	0	0	0
Motor Vehicle Theft	4	3	2	2
Robbery	0	0	0	0
Stolen Property Offenses	0	0	0	0
Theft - Pocket-picking	0	0	0	0
Theft - Purse Snatching	0	0	0	0
Theft - Shoplifting	7	7	5	8
Theft From Building	3	1	0	2
Theft From Coin Machine	1	0	0	0
Theft From Motor Vehicle	3	1	0	0
Theft of Motor Vehicle Parts	9	1	1	0
Theft - All Other Larceny	11	3	4	0
<b>Crimes Against Society</b>				
Drug/Narcotic Violations	59	59	60	6
Drug/Narcotic Equipment Violations	30	30	6	2
Gambling - Betting/Wagering	0	0	0	0
Gambling - Operating/Promoting	0	0	0	0
Gambling - Equipment Violations	0	0	0	0
Gambling - Sports Tampering	0	0	0	0
Pornography/Obscene Material	0	0	0	0
Prostitution	0	0	0	0
Prostitution Assisting/Promoting	0	0	0	0
Weapon Law Violations	4	4	3	0
<b>Total Group A Offenses</b>	<b>202</b>	<b>148</b>	<b>108</b>	<b>27</b>





# **OTHER POLICE DEPARTMENTS**



**2006**

# Chattanooga Housing Authority - 2006

2005 Population Estimate N/A

## Offense Overview

Offense Total 117  
Number Cleared 115  
Percent Cleared 98.29 %

Group A Crimes per 100,000 population N/A

## Arrest Overview

Total Arrests 284  
Adult Arrests 279  
Juvenile Arrests 5  
Unknown Age 0

Arrests per 100,000 population N/A

Average number offenses/incident 1.08

## Domestic Violence Victims

Offense	Total	Arrests
Murder	0	0
Aggravated Assault	2	2
Simple Assault	3	2
Intimidation	0	0
Stalking	0	0
Forcible Rape	0	0
Forcible Sodomy	0	0
Sexual Assault W/Object	0	0
Forcible Fondling	0	0
Incest	0	0
Statutory Rape	0	0
Kidnaping/Abduction	0	0
<b>Total</b>	<b>5</b>	<b>4</b>

## TIBRS Group B Arrests

Offense	Adult	Juvenile
Bad Checks	3	0
Curfew/Vagrancy	0	0
Disorderly Conduct	2	1
DUI	2	0
Drunkenness	5	0
Family-Non Violent	2	0
Liquor Law Violations	1	0
Peeping Tom	0	0
Runaway	0	0
Trespass	126	2
All Other Offenses	34	0
<b>Total Group B</b>	<b>175</b>	<b>3</b>

TIBRS Group A Offenses	Offenses		Arrests	
	Reported	Cleared	Adult	Juvenile
<b>Crimes Against Persons</b>				
Murder	0	0	0	0
Negligent Manslaughter	0	0	0	0
Kidnaping/Abduction	0	0	0	0
Forcible Rape	0	0	0	0
Forcible Sodomy	0	0	0	0
Sexual Assault W/Object	0	0	0	0
Forcible Fondling	0	0	0	0
Incest	0	0	0	0
Statutory Rape	0	0	0	0
Aggravated Assault	3	3	3	0
Simple Assault	11	11	10	0
Intimidation	1	1	1	0
Stalking	0	0	0	0
<b>Crimes Against Property</b>				
Arson	0	0	0	0
Bribery	0	0	0	0
Burglary	2	2	1	0
Counterfeiting/Forgery	0	0	0	0
Destruction/Damage/Vandalism	3	3	2	0
Embezzlement	0	0	0	0
Extortion/Blackmail	0	0	0	0
Fraud - False Pretenses	2	2	2	0
Fraud - Credit Card/ATM	0	0	0	0
Fraud - Impersonation	0	0	0	0
Fraud - Welfare	0	0	0	0
Fraud - Wire	0	0	0	0
Motor Vehicle Theft	0	0	0	0
Robbery	1	1	1	0
Stolen Property Offenses	1	1	1	0
Theft - Pocket-picking	0	0	0	0
Theft - Purse Snatching	0	0	0	0
Theft - Shoplifting	0	0	0	0
Theft From Building	0	0	0	0
Theft From Coin Machine	0	0	0	0
Theft From Motor Vehicle	0	0	0	0
Theft of Motor Vehicle Parts	0	0	0	0
Theft - All Other Larceny	3	3	2	0
<b>Crimes Against Society</b>				
Drug/Narcotic Violations	79	77	74	2
Drug/Narcotic Equipment Violations	5	5	4	0
Gambling - Betting/Wagering	0	0	0	0
Gambling - Operating/Promoting	0	0	0	0
Gambling - Equipment Violations	0	0	0	0
Gambling - Sports Tampering	0	0	0	0
Pornography/Obscene Material	0	0	0	0
Prostitution	0	0	0	0
Prostitution Assisting/Promoting	0	0	0	0
Weapon Law Violations	6	6	3	0
<b>Total Group A Offenses</b>	<b>117</b>	<b>115</b>	<b>104</b>	<b>2</b>





**2005 Population Estimate** N/A

**Offense Overview**

Offense Total 8  
 Number Cleared 4  
 Percent Cleared 50.00 %

Group A Crimes per 100,000 population N/A

**Arrest Overview**

Total Arrests 4  
 Adult Arrests 4  
 Juvenile Arrests 0  
 Unknown Age 0

Arrests per 100,000 population N/A

Average number offenses/incident 1.00

**Domestic Violence Victims**

Offense	Total	Arrests
Murder	0	0
Aggravated Assault	0	0
Simple Assault	0	0
Intimidation	0	0
Stalking	0	0
Forcible Rape	0	0
Forcible Sodomy	0	0
Sexual Assault W/Object	0	0
Forcible Fondling	0	0
Incest	0	0
Statutory Rape	0	0
Kidnaping/Abduction	0	0
<b>Total</b>	<b>0</b>	<b>0</b>

**TIBRS Group B Arrests**

Offense	Adult	Juvenile
Bad Checks	0	0
Curfew/Vagrancy	0	0
Disorderly Conduct	0	0
DUI	0	0
Drunkenness	0	0
Family-Non Violent	0	0
Liquor Law Violations	0	0
Peeping Tom	0	0
Runaway	0	0
Trespass	0	0
All Other Offenses	0	0
<b>Total Group B</b>	<b>0</b>	<b>0</b>

TIBRS Group A Offenses	Offenses		Arrests	
	Reported	Cleared	Adult	Juvenile
<b>Crimes Against Persons</b>				
Murder	0	0	0	0
Negligent Manslaughter	0	0	0	0
Kidnaping/Abduction	0	0	0	0
Forcible Rape	0	0	0	0
Forcible Sodomy	0	0	0	0
Sexual Assault W/Object	0	0	0	0
Forcible Fondling	0	0	0	0
Incest	0	0	0	0
Statutory Rape	0	0	0	0
Aggravated Assault	0	0	0	0
Simple Assault	0	0	0	0
Intimidation	0	0	0	0
Stalking	0	0	0	0
<b>Crimes Against Property</b>				
Arson	0	0	0	0
Bribery	0	0	0	0
Burglary	1	0	0	0
Counterfeiting/Forgery	0	0	0	0
Destruction/Damage/Vandalism	1	0	0	0
Embezzlement	0	0	0	0
Extortion/Blackmail	0	0	0	0
Fraud - False Pretenses	0	0	0	0
Fraud - Credit Card/ATM	0	0	0	0
Fraud - Impersonation	0	0	0	0
Fraud - Welfare	0	0	0	0
Fraud - Wire	0	0	0	0
Motor Vehicle Theft	0	0	0	0
Robbery	0	0	0	0
Stolen Property Offenses	0	0	0	0
Theft - Pocket-picking	0	0	0	0
Theft - Purse Snatching	0	0	0	0
Theft - Shoplifting	0	0	0	0
Theft From Building	0	0	0	0
Theft From Coin Machine	0	0	0	0
Theft From Motor Vehicle	0	0	0	0
Theft of Motor Vehicle Parts	0	0	0	0
Theft - All Other Larceny	0	0	0	0
<b>Crimes Against Society</b>				
Drug/Narcotic Violations	0	0	0	0
Drug/Narcotic Equipment Violations	0	0	0	0
Gambling - Betting/Wagering	0	0	0	0
Gambling - Operating/Promoting	0	0	0	0
Gambling - Equipment Violations	0	0	0	0
Gambling - Sports Tampering	0	0	0	0
Pornography/Obscene Material	0	0	0	0
Prostitution	0	0	0	0
Prostitution Assisting/Promoting	0	0	0	0
Weapon Law Violations	6	4	4	0
<b>Total Group A Offenses</b>	<b>8</b>	<b>4</b>	<b>4</b>	<b>0</b>



2005 Population Estimate N/A

**Offense Overview**

Offense Total 1  
Number Cleared 0  
Percent Cleared 0.00 %

Group A Crimes per 100,000 population N/A

**Arrest Overview**

Total Arrests 3  
Adult Arrests 3  
Juvenile Arrests 0  
Unknown Age 0

Arrests per 100,000 population N/A

Average number offenses/incident 1.00

**Domestic Violence Victims**

Offense	Total	Arrests
Murder	0	0
Aggravated Assault	0	0
Simple Assault	0	0
Intimidation	0	0
Stalking	0	0
Forcible Rape	0	0
Forcible Sodomy	0	0
Sexual Assault W/Object	0	0
Forcible Fondling	0	0
Incest	0	0
Statutory Rape	0	0
Kidnaping/Abduction	0	0
<b>Total</b>	<b>0</b>	<b>0</b>

**TIBRS Group B Arrests**

Offense	Adult	Juvenile
Bad Checks	0	0
Curfew/Vagrancy	0	0
Disorderly Conduct	0	0
DUI	0	0
Drunkenness	0	0
Family-Non Violent	0	0
Liquor Law Violations	2	0
Peeping Tom	0	0
Runaway	0	0
Trespass	0	0
All Other Offenses	1	0
<b>Total Group B</b>	<b>3</b>	<b>0</b>

TIBRS Group A Offenses	Offenses		Arrests	
	Reported	Cleared	Adult	Juvenile
<b>Crimes Against Persons</b>				
Murder	0	0	0	0
Negligent Manslaughter	0	0	0	0
Kidnaping/Abduction	0	0	0	0
Forcible Rape	0	0	0	0
Forcible Sodomy	0	0	0	0
Sexual Assault W/Object	0	0	0	0
Forcible Fondling	0	0	0	0
Incest	0	0	0	0
Statutory Rape	0	0	0	0
Aggravated Assault	0	0	0	0
Simple Assault	0	0	0	0
Intimidation	1	0	0	0
Stalking	0	0	0	0
<b>Crimes Against Property</b>				
Arson	0	0	0	0
Bribery	0	0	0	0
Burglary	0	0	0	0
Counterfeiting/Forgery	0	0	0	0
Destruction/Damage/Vandalism	0	0	0	0
Embezzlement	0	0	0	0
Extortion/Blackmail	0	0	0	0
Fraud - False Pretenses	0	0	0	0
Fraud - Credit Card/ATM	0	0	0	0
Fraud - Impersonation	0	0	0	0
Fraud - Welfare	0	0	0	0
Fraud - Wire	0	0	0	0
Motor Vehicle Theft	0	0	0	0
Robbery	0	0	0	0
Stolen Property Offenses	0	0	0	0
Theft - Pocket-picking	0	0	0	0
Theft - Purse Snatching	0	0	0	0
Theft - Shoplifting	0	0	0	0
Theft From Building	0	0	0	0
Theft From Coin Machine	0	0	0	0
Theft From Motor Vehicle	0	0	0	0
Theft of Motor Vehicle Parts	0	0	0	0
Theft - All Other Larceny	0	0	0	0
<b>Crimes Against Society</b>				
Drug/Narcotic Violations	0	0	0	0
Drug/Narcotic Equipment Violations	0	0	0	0
Gambling - Betting/Wagering	0	0	0	0
Gambling - Operating/Promoting	0	0	0	0
Gambling - Equipment Violations	0	0	0	0
Gambling - Sports Tampering	0	0	0	0
Pornography/Obscene Material	0	0	0	0
Prostitution	0	0	0	0
Prostitution Assisting/Promoting	0	0	0	0
Weapon Law Violations	0	0	0	0
<b>Total Group A Offenses</b>	<b>1</b>	<b>0</b>	<b>0</b>	<b>0</b>



**2005 Population Estimate** N/A

**Offense Overview**

Offense Total 31  
 Number Cleared 7  
 Percent Cleared 22.58 %

Group A Crimes per 100,000 population N/A

**Arrest Overview**

Total Arrests 11  
 Adult Arrests 11  
 Juvenile Arrests 0  
 Unknown Age 0

Arrests per 100,000 population N/A

Average number offenses/incident 1.03

**Domestic Violence Victims**

Offense	Total	Arrests
Murder	0	0
Aggravated Assault	0	0
Simple Assault	0	0
Intimidation	0	0
Stalking	0	0
Forcible Rape	0	0
Forcible Sodomy	0	0
Sexual Assault W/Object	0	0
Forcible Fondling	0	0
Incest	0	0
Statutory Rape	0	0
Kidnaping/Abduction	0	0
<b>Total</b>	<b>0</b>	<b>0</b>

**TIBRS Group B Arrests**

Offense	Adult	Juvenile
Bad Checks	0	0
Curfew/Vagrancy	0	0
Disorderly Conduct	0	0
DUI	1	0
Drunkenness	3	0
Family-Non Violent	0	0
Liquor Law Violations	0	0
Peeping Tom	0	0
Runaway	0	0
Trespass	0	0
All Other Offenses	0	0
<b>Total Group B</b>	<b>4</b>	<b>0</b>

TIBRS Group A Offenses	Offenses		Arrests	
	Reported	Cleared	Adult	Juvenile
<b>Crimes Against Persons</b>				
Murder	0	0	0	0
Negligent Manslaughter	0	0	0	0
Kidnaping/Abduction	0	0	0	0
Forcible Rape	0	0	0	0
Forcible Sodomy	0	0	0	0
Sexual Assault W/Object	0	0	0	0
Forcible Fondling	1	1	1	0
Incest	0	0	0	0
Statutory Rape	0	0	0	0
Aggravated Assault	0	0	0	0
Simple Assault	4	0	0	0
Intimidation	1	0	0	0
Stalking	0	0	0	0
<b>Crimes Against Property</b>				
Arson	0	0	0	0
Bribery	0	0	0	0
Burglary	0	0	0	0
Counterfeiting/Forgery	0	0	0	0
Destruction/Damage/Vandalism	0	0	0	0
Embezzlement	0	0	0	0
Extortion/Blackmail	0	0	0	0
Fraud - False Pretenses	4	1	1	0
Fraud - Credit Card/ATM	0	0	0	0
Fraud - Impersonation	1	0	0	0
Fraud - Welfare	0	0	0	0
Fraud - Wire	0	0	0	0
Motor Vehicle Theft	2	0	0	0
Robbery	0	0	0	0
Stolen Property Offenses	0	0	0	0
Theft - Pocket-picking	0	0	0	0
Theft - Purse Snatching	0	0	0	0
Theft - Shoplifting	0	0	0	0
Theft From Building	2	0	0	0
Theft From Coin Machine	0	0	0	0
Theft From Motor Vehicle	1	0	0	0
Theft of Motor Vehicle Parts	3	0	0	0
Theft - All Other Larceny	6	0	0	0
<b>Crimes Against Society</b>				
Drug/Narcotic Violations	2	2	2	0
Drug/Narcotic Equipment Violations	0	0	0	0
Gambling - Betting/Wagering	0	0	0	0
Gambling - Operating/Promoting	0	0	0	0
Gambling - Equipment Violations	0	0	0	0
Gambling - Sports Tampering	0	0	0	0
Pornography/Obscene Material	0	0	0	0
Prostitution	0	0	0	0
Prostitution Assisting/Promoting	0	0	0	0
Weapon Law Violations	4	3	3	0
<b>Total Group A Offenses</b>	<b>31</b>	<b>7</b>	<b>7</b>	<b>0</b>



# Memphis International Airport Police - 2006

2005 Population Estimate N/A

## Offense Overview

Offense Total 336  
Number Cleared 26  
Percent Cleared 7.74 %

Group A Crimes per 100,000 population N/A

## Arrest Overview

Total Arrests 33  
Adult Arrests 32  
Juvenile Arrests 1  
Unknown Age 0

Arrests per 100,000 population N/A

Average number offenses/incident 1.02

## Domestic Violence Victims

Offense	Total	Arrests
Murder	0	0
Aggravated Assault	0	0
Simple Assault	4	2
Intimidation	6	0
Stalking	0	0
Forcible Rape	0	0
Forcible Sodomy	0	0
Sexual Assault W/Object	0	0
Forcible Fondling	0	0
Incest	0	0
Statutory Rape	0	0
Kidnaping/Abduction	0	0
<b>Total</b>	<b>10</b>	<b>2</b>

## TIBRS Group B Arrests

Offense	Adult	Juvenile
Bad Checks	0	0
Curfew/Vagrancy	0	0
Disorderly Conduct	2	0
DUI	3	0
Drunkenness	5	0
Family-Non Violent	0	0
Liquor Law Violations	0	0
Peeping Tom	0	0
Runaway	0	0
Trespass	4	0
All Other Offenses	2	0
<b>Total Group B</b>	<b>16</b>	<b>0</b>

TIBRS Group A Offenses	Offenses		Arrests	
	Reported	Cleared	Adult	Juvenile
<b>Crimes Against Persons</b>				
Murder	0	0	0	0
Negligent Manslaughter	0	0	0	0
Kidnaping/Abduction	0	0	0	0
Forcible Rape	0	0	0	0
Forcible Sodomy	0	0	0	0
Sexual Assault W/Object	0	0	0	0
Forcible Fondling	0	0	0	0
Incest	0	0	0	0
Statutory Rape	0	0	0	0
Aggravated Assault	2	0	0	0
Simple Assault	18	2	2	0
Intimidation	25	1	0	0
Stalking	0	0	0	0
<b>Crimes Against Property</b>				
Arson	0	0	0	0
Bribery	0	0	0	0
Burglary	10	0	0	0
Counterfeiting/Forgery	4	0	0	0
Destruction/Damage/Vandalism	31	1	1	0
Embezzlement	7	1	2	0
Extortion/Blackmail	0	0	0	0
Fraud - False Pretenses	1	0	0	0
Fraud - Credit Card/ATM	8	0	0	0
Fraud - Impersonation	0	0	0	0
Fraud - Welfare	0	0	0	0
Fraud - Wire	0	0	0	0
Motor Vehicle Theft	9	1	1	0
Robbery	1	0	0	0
Stolen Property Offenses	6	3	1	0
Theft - Pocket-picking	2	0	0	0
Theft - Purse Snatching	0	0	0	0
Theft - Shoplifting	1	0	0	0
Theft From Building	93	3	2	0
Theft From Coin Machine	0	0	0	0
Theft From Motor Vehicle	17	0	0	0
Theft of Motor Vehicle Parts	18	0	0	0
Theft - All Other Larceny	41	0	0	0
<b>Crimes Against Society</b>				
Drug/Narcotic Violations	27	8	3	1
Drug/Narcotic Equipment Violations	6	2	0	0
Gambling - Betting/Wagering	0	0	0	0
Gambling - Operating/Promoting	0	0	0	0
Gambling - Equipment Violations	0	0	0	0
Gambling - Sports Tampering	0	0	0	0
Pornography/Obscene Material	0	0	0	0
Prostitution	0	0	0	0
Prostitution Assisting/Promoting	1	0	0	0
Weapon Law Violations	8	4	4	0
<b>Total Group A Offenses</b>	<b>336</b>	<b>26</b>	<b>16</b>	<b>1</b>



<b>2005 Population Estimate</b>	<b>N/A</b>
<b>Offense Overview</b>	
Offense Total	209
Number Cleared	38
Percent Cleared	18.18 %

Group A Crimes per 100,000 population N/A

<b>Arrest Overview</b>	
Total Arrests	172
Adult Arrests	160
Juvenile Arrests	12
Unknown Age	0

Arrests per 100,000 population N/A

Average number offenses/incident 1.10

<b>Domestic Violence Victims</b>		
Offense	Total	Arrests
Murder	0	0
Aggravated Assault	2	0
Simple Assault	3	1
Intimidation	0	0
Stalking	0	0
Forcible Rape	0	0
Forcible Sodomy	0	0
Sexual Assault W/Object	0	0
Forcible Fondling	0	0
Incest	0	0
Statutory Rape	0	0
Kidnaping/Abduction	0	0
<b>Total</b>	<b>5</b>	<b>1</b>

<b>TIBRS Group B Arrests</b>		
Offense	Adult	Juvenile
Bad Checks	0	0
Curfew/Vagrancy	0	0
Disorderly Conduct	11	0
DUI	6	0
Drunkenness	14	0
Family-Non Violent	0	0
Liquor Law Violations	0	1
Peeping Tom	0	0
Runaway	0	1
Trespass	21	0
All Other Offenses	81	3
<b>Total Group B</b>	<b>133</b>	<b>5</b>

<b>TIBRS Group A Offenses</b>	<b>Offenses</b>		<b>Arrests</b>	
	Reported	Cleared	Adult	Juvenile
<b>Crimes Against Persons</b>				
Murder	0	0	0	0
Negligent Manslaughter	0	0	0	0
Kidnaping/Abduction	0	0	0	0
Forcible Rape	0	0	0	0
Forcible Sodomy	0	0	0	0
Sexual Assault W/Object	0	0	0	0
Forcible Fondling	1	0	0	0
Incest	0	0	0	0
Statutory Rape	1	1	1	0
Aggravated Assault	3	1	4	0
Simple Assault	6	4	1	1
Intimidation	0	0	0	0
Stalking	0	0	0	0
<b>Crimes Against Property</b>				
Arson	3	0	0	0
Bribery	0	0	0	0
Burglary	16	2	0	1
Counterfeiting/Forgery	0	0	0	0
Destruction/Damage/Vandalism	64	2	0	0
Embezzlement	0	0	0	0
Extortion/Blackmail	0	0	0	0
Fraud - False Pretenses	0	0	0	0
Fraud - Credit Card/ATM	0	0	0	0
Fraud - Impersonation	1	1	1	0
Fraud - Welfare	0	0	0	0
Fraud - Wire	0	0	0	0
Motor Vehicle Theft	3	0	0	0
Robbery	3	0	0	0
Stolen Property Offenses	0	0	0	0
Theft - Pocket-picking	0	0	0	0
Theft - Purse Snatching	0	0	0	0
Theft - Shoplifting	1	0	0	0
Theft From Building	2	0	0	0
Theft From Coin Machine	0	0	0	0
Theft From Motor Vehicle	44	0	0	0
Theft of Motor Vehicle Parts	4	0	0	0
Theft - All Other Larceny	15	0	0	0
<b>Crimes Against Society</b>				
Drug/Narcotic Violations	20	13	14	5
Drug/Narcotic Equipment Violations	19	12	5	0
Gambling - Betting/Wagering	0	0	0	0
Gambling - Operating/Promoting	0	0	0	0
Gambling - Equipment Violations	0	0	0	0
Gambling - Sports Tampering	0	0	0	0
Pornography/Obscene Material	0	0	0	0
Prostitution	1	0	0	0
Prostitution Assisting/Promoting	0	0	0	0
Weapon Law Violations	2	2	1	0
<b>Total Group A Offenses</b>	<b>209</b>	<b>38</b>	<b>27</b>	<b>7</b>



# Nashville Metro Airport Police Department - 2006

**2005 Population Estimate** N/A

**Offense Overview**

Offense Total 226  
 Number Cleared 82  
 Percent Cleared 36.28 %

Group A Crimes per 100,000 population N/A

**Arrest Overview**

Total Arrests 127  
 Adult Arrests 124  
 Juvenile Arrests 3  
 Unknown Age 0

Arrests per 100,000 population N/A

Average number offenses/incident 1.04

**Domestic Violence Victims**

Offense	Total	Arrests
Murder	0	0
Aggravated Assault	0	0
Simple Assault	2	2
Intimidation	0	0
Stalking	0	0
Forcible Rape	0	0
Forcible Sodomy	0	0
Sexual Assault W/Object	0	0
Forcible Fondling	0	0
Incest	0	0
Statutory Rape	0	0
Kidnaping/Abduction	0	0
<b>Total</b>	<b>2</b>	<b>2</b>

**TIBRS Group B Arrests**

Offense	Adult	Juvenile
Bad Checks	0	0
Curfew/Vagrancy	0	0
Disorderly Conduct	5	0
DUI	25	0
Drunkenness	11	0
Family-Non Violent	0	0
Liquor Law Violations	1	0
Peeping Tom	0	0
Runaway	0	0
Trespass	3	0
All Other Offenses	4	0
<b>Total Group B</b>	<b>49</b>	<b>0</b>

TIBRS Group A Offenses	Offenses		Arrests	
	Reported	Cleared	Adult	Juvenile
<b>Crimes Against Persons</b>				
Murder	0	0	0	0
Negligent Manslaughter	0	0	0	0
Kidnaping/Abduction	0	0	0	0
Forcible Rape	0	0	0	0
Forcible Sodomy	0	0	0	0
Sexual Assault W/Object	0	0	0	0
Forcible Fondling	0	0	0	0
Incest	0	0	0	0
Statutory Rape	0	0	0	0
Aggravated Assault	0	0	0	0
Simple Assault	11	6	7	0
Intimidation	5	0	0	0
Stalking	0	0	0	0
<b>Crimes Against Property</b>				
Arson	1	0	0	0
Bribery	0	0	0	0
Burglary	0	0	0	0
Counterfeiting/Forgery	1	0	0	0
Destruction/Damage/Vandalism	23	0	0	0
Embezzlement	0	0	0	0
Extortion/Blackmail	0	0	0	0
Fraud - False Pretenses	19	0	0	0
Fraud - Credit Card/ATM	2	0	0	0
Fraud - Impersonation	1	0	0	0
Fraud - Welfare	0	0	0	0
Fraud - Wire	0	0	0	0
Motor Vehicle Theft	8	0	0	0
Robbery	0	0	0	0
Stolen Property Offenses	0	0	0	0
Theft - Pocket-picking	1	0	0	0
Theft - Purse Snatching	0	0	0	0
Theft - Shoplifting	2	1	1	0
Theft From Building	32	0	0	0
Theft From Coin Machine	0	0	0	0
Theft From Motor Vehicle	8	0	0	0
Theft of Motor Vehicle Parts	9	0	0	0
Theft - All Other Larceny	10	0	0	0
<b>Crimes Against Society</b>				
Drug/Narcotic Violations	17	16	16	0
Drug/Narcotic Equipment Violations	28	20	11	2
Gambling - Betting/Wagering	0	0	0	0
Gambling - Operating/Promoting	0	0	0	0
Gambling - Equipment Violations	0	0	0	0
Gambling - Sports Tampering	0	0	0	0
Pornography/Obscene Material	0	0	0	0
Prostitution	0	0	0	0
Prostitution Assisting/Promoting	0	0	0	0
Weapon Law Violations	48	39	40	1
<b>Total Group A Offenses</b>	<b>226</b>	<b>82</b>	<b>75</b>	<b>3</b>



**2005 Population Estimate** N/A

**Offense Overview**

Offense Total 1  
 Number Cleared 1  
 Percent Cleared 100.00 %

Group A Crimes per 100,000 population N/A

**Arrest Overview**

Total Arrests 3  
 Adult Arrests 3  
 Juvenile Arrests 0  
 Unknown Age 0

Arrests per 100,000 population N/A

Average number offenses/incident 1.00

**Domestic Violence Victims**

Offense	Total	Arrests
Murder	0	0
Aggravated Assault	0	0
Simple Assault	1	1
Intimidation	0	0
Stalking	0	0
Forcible Rape	0	0
Forcible Sodomy	0	0
Sexual Assault W/Object	0	0
Forcible Fondling	0	0
Incest	0	0
Statutory Rape	0	0
Kidnaping/Abduction	0	0
<b>Total</b>	<b>1</b>	<b>1</b>

**TIBRS Group B Arrests**

Offense	Adult	Juvenile
Bad Checks	0	0
Curfew/Vagrancy	0	0
Disorderly Conduct	0	0
DUI	1	0
Drunkenness	0	0
Family-Non Violent	0	0
Liquor Law Violations	0	0
Peeping Tom	0	0
Runaway	0	0
Trespass	0	0
All Other Offenses	1	0
<b>Total Group B</b>	<b>2</b>	<b>0</b>

TIBRS Group A Offenses	Offenses		Arrests	
	Reported	Cleared	Adult	Juvenile
<b>Crimes Against Persons</b>				
Murder	0	0	0	0
Negligent Manslaughter	0	0	0	0
Kidnaping/Abduction	0	0	0	0
Forcible Rape	0	0	0	0
Forcible Sodomy	0	0	0	0
Sexual Assault W/Object	0	0	0	0
Forcible Fondling	0	0	0	0
Incest	0	0	0	0
Statutory Rape	0	0	0	0
Aggravated Assault	0	0	0	0
Simple Assault	1	1	1	0
Intimidation	0	0	0	0
Stalking	0	0	0	0
<b>Crimes Against Property</b>				
Arson	0	0	0	0
Bribery	0	0	0	0
Burglary	0	0	0	0
Counterfeiting/Forgery	0	0	0	0
Destruction/Damage/Vandalism	0	0	0	0
Embezzlement	0	0	0	0
Extortion/Blackmail	0	0	0	0
Fraud - False Pretenses	0	0	0	0
Fraud - Credit Card/ATM	0	0	0	0
Fraud - Impersonation	0	0	0	0
Fraud - Welfare	0	0	0	0
Fraud - Wire	0	0	0	0
Motor Vehicle Theft	0	0	0	0
Robbery	0	0	0	0
Stolen Property Offenses	0	0	0	0
Theft - Pocket-picking	0	0	0	0
Theft - Purse Snatching	0	0	0	0
Theft - Shoplifting	0	0	0	0
Theft From Building	0	0	0	0
Theft From Coin Machine	0	0	0	0
Theft From Motor Vehicle	0	0	0	0
Theft of Motor Vehicle Parts	0	0	0	0
Theft - All Other Larceny	0	0	0	0
<b>Crimes Against Society</b>				
Drug/Narcotic Violations	0	0	0	0
Drug/Narcotic Equipment Violations	0	0	0	0
Gambling - Betting/Wagering	0	0	0	0
Gambling - Operating/Promoting	0	0	0	0
Gambling - Equipment Violations	0	0	0	0
Gambling - Sports Tampering	0	0	0	0
Pornography/Obscene Material	0	0	0	0
Prostitution	0	0	0	0
Prostitution Assisting/Promoting	0	0	0	0
Weapon Law Violations	0	0	0	0
<b>Total Group A Offenses</b>	<b>1</b>	<b>1</b>	<b>1</b>	<b>0</b>



**2005 Population Estimate** N/A

**Offense Overview**

Offense Total 5  
 Number Cleared 2  
 Percent Cleared 40.00 %

Group A Crimes per 100,000 population N/A

**Arrest Overview**

Total Arrests 0  
 Adult Arrests 0  
 Juvenile Arrests 0  
 Unknown Age 0

Arrests per 100,000 population N/A

Average number offenses/incident 1.00

Domestic Violence Victims		
Offense	Total	Arrests
Murder	0	0
Aggravated Assault	0	0
Simple Assault	0	0
Intimidation	0	0
Stalking	0	0
Forcible Rape	0	0
Forcible Sodomy	0	0
Sexual Assault W/Object	0	0
Forcible Fondling	0	0
Incest	0	0
Statutory Rape	0	0
Kidnaping/Abduction	0	0
<b>Total</b>	<b>0</b>	<b>0</b>


TIBRS Group B Arrests		
Offense	Adult	Juvenile
Bad Checks	0	0
Curfew/Vagrancy	0	0
Disorderly Conduct	0	0
DUI	0	0
Drunkenness	0	0
Family-Non Violent	0	0
Liquor Law Violations	0	0
Peeping Tom	0	0
Runaway	0	0
Trespass	0	0
All Other Offenses	0	0
<b>Total Group B</b>	<b>0</b>	<b>0</b>

TIBRS Group A Offenses	Offenses		Arrests	
	Reported	Cleared	Adult	Juvenile
<b>Crimes Against Persons</b>				
Murder	0	0	0	0
Negligent Manslaughter	0	0	0	0
Kidnaping/Abduction	0	0	0	0
Forcible Rape	0	0	0	0
Forcible Sodomy	0	0	0	0
Sexual Assault W/Object	0	0	0	0
Forcible Fondling	0	0	0	0
Incest	0	0	0	0
Statutory Rape	0	0	0	0
Aggravated Assault	0	0	0	0
Simple Assault	0	0	0	0
Intimidation	0	0	0	0
Stalking	0	0	0	0
<b>Crimes Against Property</b>				
Arson	0	0	0	0
Bribery	0	0	0	0
Burglary	0	0	0	0
Counterfeiting/Forgery	0	0	0	0
Destruction/Damage/Vandalism	1	0	0	0
Embezzlement	0	0	0	0
Extortion/Blackmail	0	0	0	0
Fraud - False Pretenses	0	0	0	0
Fraud - Credit Card/ATM	0	0	0	0
Fraud - Impersonation	0	0	0	0
Fraud - Welfare	0	0	0	0
Fraud - Wire	0	0	0	0
Motor Vehicle Theft	0	0	0	0
Robbery	0	0	0	0
Stolen Property Offenses	0	0	0	0
Theft - Pocket-picking	0	0	0	0
Theft - Purse Snatching	0	0	0	0
Theft - Shoplifting	0	0	0	0
Theft From Building	0	0	0	0
Theft From Coin Machine	0	0	0	0
Theft From Motor Vehicle	0	0	0	0
Theft of Motor Vehicle Parts	0	0	0	0
Theft - All Other Larceny	1	0	0	0
<b>Crimes Against Society</b>				
Drug/Narcotic Violations	0	0	0	0
Drug/Narcotic Equipment Violations	2	2	0	0
Gambling - Betting/Wagering	0	0	0	0
Gambling - Operating/Promoting	0	0	0	0
Gambling - Equipment Violations	0	0	0	0
Gambling - Sports Tampering	0	0	0	0
Pornography/Obscene Material	0	0	0	0
Prostitution	0	0	0	0
Prostitution Assisting/Promoting	0	0	0	0
Weapon Law Violations	1	0	0	0
<b>Total Group A Offenses</b>	<b>5</b>	<b>2</b>	<b>0</b>	<b>0</b>





# **COLLEGES AND UNIVERSITIES**



**2006**

2005 Population Estimate 8,427

**Offense Overview**

Offense Total 151  
Number Cleared 44  
Percent Cleared 29.14 %  
Group A Crimes per 100,000 population 1,791.9

**Arrest Overview**

Total Arrests 64  
Adult Arrests 63  
Juvenile Arrests 1  
Unknown Age 0  
Arrests per 100,000 population 759.5  
Average number offenses/incident 1.07

**Domestic Violence Victims**

Offense	Total	Arrests
Murder	0	0
Aggravated Assault	0	0
Simple Assault	5	3
Intimidation	0	0
Stalking	3	1
Forcible Rape	0	0
Forcible Sodomy	0	0
Sexual Assault W/Object	0	0
Forcible Fondling	0	0
Incest	0	0
Statutory Rape	0	0
Kidnaping/Abduction	1	1
<b>Total</b>	<b>9</b>	<b>5</b>

**TIBRS Group B Arrests**

Offense	Adult	Juvenile
Bad Checks	0	0
Curfew/Vagrancy	0	0
Disorderly Conduct	1	0
DUI	2	0
Drunkenness	4	0
Family-Non Violent	2	0
Liquor Law Violations	12	0
Peeping Tom	0	0
Runaway	0	0
Trespass	7	1
All Other Offenses	3	0
<b>Total Group B</b>	<b>31</b>	<b>1</b>

TIBRS Group A Offenses	Offenses		Arrests	
	Reported	Cleared	Adult	Juvenile
<b>Crimes Against Persons</b>				
Murder	0	0	0	0
Negligent Manslaughter	0	0	0	0
Kidnaping/Abduction	2	2	2	0
Forcible Rape	0	0	0	0
Forcible Sodomy	0	0	0	0
Sexual Assault W/Object	0	0	0	0
Forcible Fondling	2	2	0	0
Incest	0	0	0	0
Statutory Rape	0	0	0	0
Aggravated Assault	4	3	0	0
Simple Assault	9	5	6	0
Intimidation	5	2	1	0
Stalking	6	5	2	0
<b>Crimes Against Property</b>				
Arson	0	0	0	0
Bribery	0	0	0	0
Burglary	1	0	0	0
Counterfeiting/Forgery	0	0	0	0
Destruction/Damage/Vandalism	23	2	1	0
Embezzlement	0	0	0	0
Extortion/Blackmail	0	0	0	0
Fraud - False Pretenses	0	0	0	0
Fraud - Credit Card/ATM	3	3	4	0
Fraud - Impersonation	3	3	0	0
Fraud - Welfare	0	0	0	0
Fraud - Wire	0	0	0	0
Motor Vehicle Theft	3	0	0	0
Robbery	2	1	0	0
Stolen Property Offenses	0	0	0	0
Theft - Pocket-picking	0	0	0	0
Theft - Purse Snatching	0	0	0	0
Theft - Shoplifting	0	0	0	0
Theft From Building	50	3	4	0
Theft From Coin Machine	1	0	0	0
Theft From Motor Vehicle	8	0	0	0
Theft of Motor Vehicle Parts	5	0	0	0
Theft - All Other Larceny	9	1	1	0
<b>Crimes Against Society</b>				
Drug/Narcotic Violations	10	8	8	0
Drug/Narcotic Equipment Violations	3	3	2	0
Gambling - Betting/Wagering	0	0	0	0
Gambling - Operating/Promoting	0	0	0	0
Gambling - Equipment Violations	0	0	0	0
Gambling - Sports Tampering	0	0	0	0
Pornography/Obscene Material	0	0	0	0
Prostitution	0	0	0	0
Prostitution Assisting/Promoting	0	0	0	0
Weapon Law Violations	2	1	1	0
<b>Total Group A Offenses</b>	<b>151</b>	<b>44</b>	<b>32</b>	<b>0</b>



2005 Population Estimate 1,830

**Offense Overview**

Offense Total 73  
 Number Cleared 5  
 Percent Cleared 6.85 %  
 Group A Crimes per 100,000 population 3,989.1

**Arrest Overview**

Total Arrests 15  
 Adult Arrests 15  
 Juvenile Arrests 0  
 Unknown Age 0  
 Arrests per 100,000 population 819.7  
 Average number offenses/incident 1.09

**Domestic Violence Victims**

Offense	Total	Arrests
Murder	0	0
Aggravated Assault	0	0
Simple Assault	0	0
Intimidation	0	0
Stalking	0	0
Forcible Rape	0	0
Forcible Sodomy	0	0
Sexual Assault W/Object	0	0
Forcible Fondling	0	0
Incest	0	0
Statutory Rape	0	0
Kidnaping/Abduction	0	0
<b>Total</b>	<b>0</b>	<b>0</b>

**TIBRS Group B Arrests**

Offense	Adult	Juvenile
Bad Checks	0	0
Curfew/Vagrancy	1	0
Disorderly Conduct	1	0
DUI	0	0
Drunkenness	0	0
Family-Non Violent	0	0
Liquor Law Violations	3	0
Peeping Tom	0	0
Runaway	0	0
Trespass	2	0
All Other Offenses	2	0
<b>Total Group B</b>	<b>9</b>	<b>0</b>

TIBRS Group A Offenses	Offenses		Arrests	
	Reported	Cleared	Adult	Juvenile
<b>Crimes Against Persons</b>				
Murder	0	0	0	0
Negligent Manslaughter	0	0	0	0
Kidnaping/Abduction	0	0	0	0
Forcible Rape	2	0	0	0
Forcible Sodomy	0	0	0	0
Sexual Assault W/Object	0	0	0	0
Forcible Fondling	0	0	0	0
Incest	0	0	0	0
Statutory Rape	0	0	0	0
Aggravated Assault	0	0	0	0
Simple Assault	3	0	1	0
Intimidation	4	1	0	0
Stalking	0	0	0	0
<b>Crimes Against Property</b>				
Arson	1	0	0	0
Bribery	0	0	0	0
Burglary	7	0	0	0
Counterfeiting/Forgery	0	0	0	0
Destruction/Damage/Vandalism	21	2	2	0
Embezzlement	0	0	0	0
Extortion/Blackmail	0	0	0	0
Fraud - False Pretenses	0	0	0	0
Fraud - Credit Card/ATM	0	0	0	0
Fraud - Impersonation	0	0	0	0
Fraud - Welfare	0	0	0	0
Fraud - Wire	0	0	0	0
Motor Vehicle Theft	4	0	0	0
Robbery	1	0	0	0
Stolen Property Offenses	0	0	0	0
Theft - Pocket-picking	0	0	0	0
Theft - Purse Snatching	0	0	0	0
Theft - Shoplifting	0	0	0	0
Theft From Building	11	0	0	0
Theft From Coin Machine	0	0	0	0
Theft From Motor Vehicle	8	0	0	0
Theft of Motor Vehicle Parts	5	0	0	0
Theft - All Other Larceny	2	0	0	0
<b>Crimes Against Society</b>				
Drug/Narcotic Violations	3	2	3	0
Drug/Narcotic Equipment Violations	1	0	0	0
Gambling - Betting/Wagering	0	0	0	0
Gambling - Operating/Promoting	0	0	0	0
Gambling - Equipment Violations	0	0	0	0
Gambling - Sports Tampering	0	0	0	0
Pornography/Obscene Material	0	0	0	0
Prostitution	0	0	0	0
Prostitution Assisting/Promoting	0	0	0	0
Weapon Law Violations	0	0	0	0
<b>Total Group A Offenses</b>	<b>73</b>	<b>5</b>	<b>6</b>	<b>0</b>



2005 Population Estimate 14,154

**Offense Overview**

Offense Total 312  
 Number Cleared 73  
 Percent Cleared 23.40 %

Group A Crimes per 100,000 population 2,204.3

**Arrest Overview**

Total Arrests 124  
 Adult Arrests 121  
 Juvenile Arrests 3  
 Unknown Age 0

Arrests per 100,000 population 876.1

Average number offenses/incident 1.10

**Domestic Violence Victims**

Offense	Total	Arrests
Murder	0	0
Aggravated Assault	1	1
Simple Assault	8	5
Intimidation	2	1
Stalking	0	0
Forcible Rape	0	0
Forcible Sodomy	0	0
Sexual Assault W/Object	0	0
Forcible Fondling	0	0
Incest	0	0
Statutory Rape	0	0
Kidnaping/Abduction	0	0
<b>Total</b>	<b>11</b>	<b>7</b>

**TIBRS Group B Arrests**

Offense	Adult	Juvenile
Bad Checks	0	0
Curfew/Vagrancy	0	0
Disorderly Conduct	0	0
DUI	9	0
Drunkenness	12	0
Family-Non Violent	0	0
Liquor Law Violations	51	3
Peeping Tom	0	0
Runaway	0	0
Trespass	1	0
All Other Offenses	0	0
<b>Total Group B</b>	<b>73</b>	<b>3</b>

TIBRS Group A Offenses	Offenses		Arrests	
	Reported	Cleared	Adult	Juvenile
<b>Crimes Against Persons</b>				
Murder	0	0	0	0
Negligent Manslaughter	0	0	0	0
Kidnaping/Abduction	0	0	0	0
Forcible Rape	3	3	0	0
Forcible Sodomy	1	1	1	0
Sexual Assault W/Object	0	0	0	0
Forcible Fondling	1	1	1	0
Incest	0	0	0	0
Statutory Rape	0	0	0	0
Aggravated Assault	3	3	3	0
Simple Assault	17	10	5	0
Intimidation	30	12	5	0
Stalking	0	0	0	0
<b>Crimes Against Property</b>				
Arson	4	0	0	0
Bribery	0	0	0	0
Burglary	27	5	3	0
Counterfeiting/Forgery	0	0	0	0
Destruction/Damage/Vandalism	71	3	2	0
Embezzlement	0	0	0	0
Extortion/Blackmail	0	0	0	0
Fraud - False Pretenses	1	1	2	0
Fraud - Credit Card/ATM	2	1	0	0
Fraud - Impersonation	5	3	1	0
Fraud - Welfare	0	0	0	0
Fraud - Wire	1	0	0	0
Motor Vehicle Theft	5	0	0	0
Robbery	0	0	0	0
Stolen Property Offenses	0	0	0	0
Theft - Pocket-picking	0	0	0	0
Theft - Purse Snatching	0	0	0	0
Theft - Shoplifting	1	0	0	0
Theft From Building	71	8	5	0
Theft From Coin Machine	2	0	0	0
Theft From Motor Vehicle	12	1	1	0
Theft of Motor Vehicle Parts	6	0	0	0
Theft - All Other Larceny	26	1	2	0
<b>Crimes Against Society</b>				
Drug/Narcotic Violations	11	10	10	0
Drug/Narcotic Equipment Violations	9	8	5	0
Gambling - Betting/Wagering	0	0	0	0
Gambling - Operating/Promoting	0	0	0	0
Gambling - Equipment Violations	0	0	0	0
Gambling - Sports Tampering	0	0	0	0
Pornography/Obscene Material	0	0	0	0
Prostitution	0	0	0	0
Prostitution Assisting/Promoting	0	0	0	0
Weapon Law Violations	3	2	2	0
<b>Total Group A Offenses</b>	<b>312</b>	<b>73</b>	<b>48</b>	<b>0</b>



**2005 Population Estimate**                      **21,206**

**Offense Overview**

Offense Total                                      500  
 Number Cleared                                137  
 Percent Cleared                                27.40 %

Group A Crimes per 100,000  
 population                                      2,357.8

**Arrest Overview**

Total Arrests                                    324  
 Adult Arrests                                    312  
 Juvenile Arrests                                12  
 Unknown Age                                    0

Arrests per 100,000 population            1,527.9

Average number offenses/incident        1.09

**Domestic Violence Victims**

Offense	Total	Arrests
Murder	0	0
Aggravated Assault	0	0
Simple Assault	5	5
Intimidation	5	0
Stalking	0	0
Forcible Rape	0	0
Forcible Sodomy	0	0
Sexual Assault W/Object	0	0
Forcible Fondling	0	0
Incest	0	0
Statutory Rape	0	0
Kidnaping/Abduction	0	0
<b>Total</b>	<b>10</b>	<b>5</b>

**TIBRS Group B Arrests**

Offense	Adult	Juvenile
Bad Checks	0	0
Curfew/Vagrancy	0	0
Disorderly Conduct	8	0
DUI	27	0
Drunkenness	16	0
Family-Non Violent	0	0
Liquor Law Violations	128	2
Peeping Tom	0	0
Runaway	0	0
Trespass	9	3
All Other Offenses	8	0
<b>Total Group B</b>	<b>196</b>	<b>5</b>

TIBRS Group A Offenses	Offenses		Arrests	
	Reported	Cleared	Adult	Juvenile
<b>Crimes Against Persons</b>				
Murder	0	0	0	0
Negligent Manslaughter	0	0	0	0
Kidnaping/Abduction	0	0	0	0
Forcible Rape	3	1	0	0
Forcible Sodomy	0	0	0	0
Sexual Assault W/Object	0	0	0	0
Forcible Fondling	1	1	2	0
Incest	0	0	0	0
Statutory Rape	1	0	0	0
Aggravated Assault	5	2	1	0
Simple Assault	34	19	11	1
Intimidation	22	2	2	0
Stalking	2	2	0	0
<b>Crimes Against Property</b>				
Arson	5	1	1	0
Bribery	0	0	0	0
Burglary	42	1	0	1
Counterfeiting/Forgery	5	1	1	0
Destruction/Damage/Vandalism	111	7	5	2
Embezzlement	0	0	0	0
Extortion/Blackmail	0	0	0	0
Fraud - False Pretenses	0	0	0	0
Fraud - Credit Card/ATM	0	0	0	0
Fraud - Impersonation	0	0	0	0
Fraud - Welfare	0	0	0	0
Fraud - Wire	0	0	0	0
Motor Vehicle Theft	4	1	0	0
Robbery	5	2	4	0
Stolen Property Offenses	0	0	0	0
Theft - Pocket-picking	0	0	0	0
Theft - Purse Snatching	0	0	0	0
Theft - Shoplifting	1	1	1	0
Theft From Building	93	9	6	0
Theft From Coin Machine	5	0	0	0
Theft From Motor Vehicle	14	0	0	0
Theft of Motor Vehicle Parts	10	1	2	0
Theft - All Other Larceny	55	7	10	3
<b>Crimes Against Society</b>				
Drug/Narcotic Violations	43	41	49	0
Drug/Narcotic Equipment Violations	33	32	14	0
Gambling - Betting/Wagering	0	0	0	0
Gambling - Operating/Promoting	0	0	0	0
Gambling - Equipment Violations	0	0	0	0
Gambling - Sports Tampering	0	0	0	0
Pornography/Obscene Material	0	0	0	0
Prostitution	0	0	0	0
Prostitution Assisting/Promoting	0	0	0	0
Weapon Law Violations	6	6	7	0
<b>Total Group A Offenses</b>	<b>500</b>	<b>137</b>	<b>116</b>	<b>7</b>



**2005 Population Estimate**                      **4,539**

**Offense Overview**

Offense Total                                      15  
 Number Cleared                                0  
 Percent Cleared                                0.00 %

Group A Crimes per 100,000  
 population                                      330.5

**Arrest Overview**

Total Arrests                                    0  
 Adult Arrests                                    0  
 Juvenile Arrests                                0  
 Unknown Age                                    0

Arrests per 100,000 population            0.0

Average number offenses/incident        1.00

**Domestic Violence Victims**

Offense	Total	Arrests
Murder	0	0
Aggravated Assault	0	0
Simple Assault	0	0
Intimidation	0	0
Stalking	0	0
Forcible Rape	0	0
Forcible Sodomy	0	0
Sexual Assault W/Object	0	0
Forcible Fondling	0	0
Incest	0	0
Statutory Rape	0	0
Kidnaping/Abduction	0	0
<b>Total</b>	<b>0</b>	<b>0</b>

**TIBRS Group B Arrests**

Offense	Adult	Juvenile
Bad Checks	0	0
Curfew/Vagrancy	0	0
Disorderly Conduct	0	0
DUI	0	0
Drunkenness	0	0
Family-Non Violent	0	0
Liquor Law Violations	0	0
Peeping Tom	0	0
Runaway	0	0
Trespass	0	0
All Other Offenses	0	0
<b>Total Group B</b>	<b>0</b>	<b>0</b>

TIBRS Group A Offenses	Offenses		Arrests	
	Reported	Cleared	Adult	Juvenile
<b>Crimes Against Persons</b>				
Murder	0	0	0	0
Negligent Manslaughter	0	0	0	0
Kidnaping/Abduction	0	0	0	0
Forcible Rape	0	0	0	0
Forcible Sodomy	0	0	0	0
Sexual Assault W/Object	0	0	0	0
Forcible Fondling	0	0	0	0
Incest	0	0	0	0
Statutory Rape	0	0	0	0
Aggravated Assault	0	0	0	0
Simple Assault	0	0	0	0
Intimidation	0	0	0	0
Stalking	0	0	0	0
<b>Crimes Against Property</b>				
Arson	0	0	0	0
Bribery	0	0	0	0
Burglary	5	0	0	0
Counterfeiting/Forgery	0	0	0	0
Destruction/Damage/Vandalism	1	0	0	0
Embezzlement	0	0	0	0
Extortion/Blackmail	0	0	0	0
Fraud - False Pretenses	0	0	0	0
Fraud - Credit Card/ATM	0	0	0	0
Fraud - Impersonation	0	0	0	0
Fraud - Welfare	0	0	0	0
Fraud - Wire	0	0	0	0
Motor Vehicle Theft	0	0	0	0
Robbery	0	0	0	0
Stolen Property Offenses	0	0	0	0
Theft - Pocket-picking	0	0	0	0
Theft - Purse Snatching	0	0	0	0
Theft - Shoplifting	0	0	0	0
Theft From Building	3	0	0	0
Theft From Coin Machine	0	0	0	0
Theft From Motor Vehicle	4	0	0	0
Theft of Motor Vehicle Parts	1	0	0	0
Theft - All Other Larceny	0	0	0	0
<b>Crimes Against Society</b>				
Drug/Narcotic Violations	0	0	0	0
Drug/Narcotic Equipment Violations	0	0	0	0
Gambling - Betting/Wagering	0	0	0	0
Gambling - Operating/Promoting	0	0	0	0
Gambling - Equipment Violations	0	0	0	0
Gambling - Sports Tampering	0	0	0	0
Pornography/Obscene Material	0	0	0	0
Prostitution	0	0	0	0
Prostitution Assisting/Promoting	0	0	0	0
Weapon Law Violations	1	0	0	0
<b>Total Group A Offenses</b>	<b>15</b>	<b>0</b>	<b>0</b>	<b>0</b>



2005 Population Estimate 8,136

**Offense Overview**

Offense Total 114  
Number Cleared 6  
Percent Cleared 5.26 %

Group A Crimes per 100,000 population 1,401.2

**Arrest Overview**

Total Arrests 16  
Adult Arrests 16  
Juvenile Arrests 0  
Unknown Age 0

Arrests per 100,000 population 196.7

Average number offenses/incident 1.01

**Domestic Violence Victims**

Offense	Total	Arrests
Murder	0	0
Aggravated Assault	0	0
Simple Assault	0	0
Intimidation	1	0
Stalking	0	0
Forcible Rape	0	0
Forcible Sodomy	0	0
Sexual Assault W/Object	0	0
Forcible Fondling	0	0
Incest	0	0
Statutory Rape	0	0
Kidnaping/Abduction	0	0
<b>Total</b>	<b>1</b>	<b>0</b>

**TIBRS Group B Arrests**

Offense	Adult	Juvenile
Bad Checks	0	0
Curfew/Vagrancy	0	0
Disorderly Conduct	8	0
DUI	0	0
Drunkenness	1	0
Family-Non Violent	0	0
Liquor Law Violations	0	0
Peeping Tom	0	0
Runaway	0	0
Trespass	1	0
All Other Offenses	0	0
<b>Total Group B</b>	<b>10</b>	<b>0</b>

TIBRS Group A Offenses	Offenses		Arrests	
	Reported	Cleared	Adult	Juvenile
<b>Crimes Against Persons</b>				
Murder	0	0	0	0
Negligent Manslaughter	0	0	0	0
Kidnaping/Abduction	0	0	0	0
Forcible Rape	0	0	0	0
Forcible Sodomy	0	0	0	0
Sexual Assault W/Object	0	0	0	0
Forcible Fondling	1	0	0	0
Incest	0	0	0	0
Statutory Rape	1	1	1	0
Aggravated Assault	0	0	0	0
Simple Assault	2	2	2	0
Intimidation	7	0	0	0
Stalking	1	0	0	0
<b>Crimes Against Property</b>				
Arson	0	0	0	0
Bribery	0	0	0	0
Burglary	4	0	0	0
Counterfeiting/Forgery	0	0	0	0
Destruction/Damage/Vandalism	16	0	0	0
Embezzlement	0	0	0	0
Extortion/Blackmail	0	0	0	0
Fraud - False Pretenses	0	0	0	0
Fraud - Credit Card/ATM	0	0	0	0
Fraud - Impersonation	0	0	0	0
Fraud - Welfare	0	0	0	0
Fraud - Wire	0	0	0	0
Motor Vehicle Theft	3	0	0	0
Robbery	1	0	0	0
Stolen Property Offenses	0	0	0	0
Theft - Pocket-picking	1	0	0	0
Theft - Purse Snatching	0	0	0	0
Theft - Shoplifting	1	1	0	0
Theft From Building	33	1	2	0
Theft From Coin Machine	0	0	0	0
Theft From Motor Vehicle	17	0	0	0
Theft of Motor Vehicle Parts	25	0	0	0
Theft - All Other Larceny	0	0	0	0
<b>Crimes Against Society</b>				
Drug/Narcotic Violations	1	1	1	0
Drug/Narcotic Equipment Violations	0	0	0	0
Gambling - Betting/Wagering	0	0	0	0
Gambling - Operating/Promoting	0	0	0	0
Gambling - Equipment Violations	0	0	0	0
Gambling - Sports Tampering	0	0	0	0
Pornography/Obscene Material	0	0	0	0
Prostitution	0	0	0	0
Prostitution Assisting/Promoting	0	0	0	0
Weapon Law Violations	0	0	0	0
<b>Total Group A Offenses</b>	<b>114</b>	<b>6</b>	<b>6</b>	<b>0</b>



**2005 Population Estimate**                      **10,038**

**Offense Overview**

Offense Total                                      295  
 Number Cleared                                68  
 Percent Cleared                                23.05 %

Group A Crimes per 100,000  
 population                                      2,938.8

**Arrest Overview**

Total Arrests                                      104  
 Adult Arrests                                      96  
 Juvenile Arrests                                8  
 Unknown Age                                      0

Arrests per 100,000 population            1,036.1

Average number offenses/incident        1.11

**Domestic Violence Victims**

Offense	Total	Arrests
Murder	0	0
Aggravated Assault	0	0
Simple Assault	7	1
Intimidation	2	0
Stalking	1	0
Forcible Rape	0	0
Forcible Sodomy	1	0
Sexual Assault W/Object	0	0
Forcible Fondling	0	0
Incest	0	0
Statutory Rape	0	0
Kidnaping/Abduction	0	0
<b>Total</b>	<b>11</b>	<b>1</b>

**TIBRS Group B Arrests**

Offense	Adult	Juvenile
Bad Checks	0	0
Curfew/Vagrancy	0	0
Disorderly Conduct	7	0
DUI	0	0
Drunkenness	0	0
Family-Non Violent	0	0
Liquor Law Violations	4	0
Peeping Tom	0	0
Runaway	0	0
Trespass	13	7
All Other Offenses	9	0
<b>Total Group B</b>	<b>33</b>	<b>7</b>

TIBRS Group A Offenses	Offenses		Arrests	
	Reported	Cleared	Adult	Juvenile
<b>Crimes Against Persons</b>				
Murder	0	0	0	0
Negligent Manslaughter	0	0	0	0
Kidnaping/Abduction	0	0	0	0
Forcible Rape	0	0	0	0
Forcible Sodomy	1	1	0	0
Sexual Assault W/Object	0	0	0	0
Forcible Fondling	0	0	0	0
Incest	0	0	0	0
Statutory Rape	0	0	0	0
Aggravated Assault	8	4	1	0
Simple Assault	29	11	5	1
Intimidation	21	7	3	0
Stalking	1	1	0	0
<b>Crimes Against Property</b>				
Arson	1	1	1	0
Bribery	0	0	0	0
Burglary	25	3	5	0
Counterfeiting/Forgery	1	0	0	0
Destruction/Damage/Vandalism	49	5	0	0
Embezzlement	0	0	0	0
Extortion/Blackmail	1	1	0	0
Fraud - False Pretenses	0	0	0	0
Fraud - Credit Card/ATM	7	0	0	0
Fraud - Impersonation	1	0	0	0
Fraud - Welfare	0	0	0	0
Fraud - Wire	0	0	0	0
Motor Vehicle Theft	5	0	0	0
Robbery	1	0	0	0
Stolen Property Offenses	0	0	0	0
Theft - Pocket-picking	0	0	0	0
Theft - Purse Snatching	0	0	0	0
Theft - Shoplifting	1	1	0	0
Theft From Building	90	7	5	0
Theft From Coin Machine	4	1	2	0
Theft From Motor Vehicle	8	0	0	0
Theft of Motor Vehicle Parts	10	0	0	0
Theft - All Other Larceny	3	0	0	0
<b>Crimes Against Society</b>				
Drug/Narcotic Violations	19	18	34	0
Drug/Narcotic Equipment Violations	4	3	0	0
Gambling - Betting/Wagering	0	0	0	0
Gambling - Operating/Promoting	0	0	0	0
Gambling - Equipment Violations	0	0	0	0
Gambling - Sports Tampering	0	0	0	0
Pornography/Obscene Material	0	0	0	0
Prostitution	0	0	0	0
Prostitution Assisting/Promoting	0	0	0	0
Weapon Law Violations	5	4	7	0
<b>Total Group A Offenses</b>	<b>295</b>	<b>68</b>	<b>63</b>	<b>1</b>





2005 Population Estimate 10,447

**Offense Overview**

Offense Total 178  
Number Cleared 46  
Percent Cleared 25.84 %

Group A Crimes per 100,000 population 1,703.8

**Arrest Overview**

Total Arrests 64  
Adult Arrests 64  
Juvenile Arrests 0  
Unknown Age 0

Arrests per 100,000 population 612.6

Average number offenses/incident 1.06

**Domestic Violence Victims**

Offense	Total	Arrests
Murder	0	0
Aggravated Assault	0	0
Simple Assault	1	0
Intimidation	0	0
Stalking	0	0
Forcible Rape	0	0
Forcible Sodomy	0	0
Sexual Assault W/Object	0	0
Forcible Fondling	0	0
Incest	0	0
Statutory Rape	0	0
Kidnaping/Abduction	0	0
<b>Total</b>	<b>1</b>	<b>0</b>

**TIBRS Group B Arrests**

Offense	Adult	Juvenile
Bad Checks	0	0
Curfew/Vagrancy	0	0
Disorderly Conduct	6	0
DUI	1	0
Drunkenness	4	0
Family-Non Violent	0	0
Liquor Law Violations	8	0
Peeping Tom	0	0
Runaway	0	0
Trespass	2	0
All Other Offenses	1	0
<b>Total Group B</b>	<b>22</b>	<b>0</b>

TIBRS Group A Offenses	Offenses		Arrests	
	Reported	Cleared	Adult	Juvenile
<b>Crimes Against Persons</b>				
Murder	0	0	0	0
Negligent Manslaughter	0	0	0	0
Kidnaping/Abduction	0	0	0	0
Forcible Rape	4	2	0	0
Forcible Sodomy	0	0	0	0
Sexual Assault W/Object	0	0	0	0
Forcible Fondling	3	2	2	0
Incest	0	0	0	0
Statutory Rape	0	0	0	0
Aggravated Assault	0	0	0	0
Simple Assault	8	3	3	0
Intimidation	7	5	6	0
Stalking	0	0	0	0
<b>Crimes Against Property</b>				
Arson	3	0	0	0
Bribery	0	0	0	0
Burglary	7	0	0	0
Counterfeiting/Forgery	0	0	0	0
Destruction/Damage/Vandalism	43	3	4	0
Embezzlement	0	0	0	0
Extortion/Blackmail	0	0	0	0
Fraud - False Pretenses	3	1	1	0
Fraud - Credit Card/ATM	4	1	1	0
Fraud - Impersonation	0	0	0	0
Fraud - Welfare	0	0	0	0
Fraud - Wire	0	0	0	0
Motor Vehicle Theft	0	0	0	0
Robbery	0	0	0	0
Stolen Property Offenses	3	3	3	0
Theft - Pocket-picking	0	0	0	0
Theft - Purse Snatching	0	0	0	0
Theft - Shoplifting	2	0	0	0
Theft From Building	42	1	2	0
Theft From Coin Machine	0	0	0	0
Theft From Motor Vehicle	12	1	0	0
Theft of Motor Vehicle Parts	6	0	0	0
Theft - All Other Larceny	6	0	0	0
<b>Crimes Against Society</b>				
Drug/Narcotic Violations	10	10	14	0
Drug/Narcotic Equipment Violations	8	8	0	0
Gambling - Betting/Wagering	0	0	0	0
Gambling - Operating/Promoting	0	0	0	0
Gambling - Equipment Violations	0	0	0	0
Gambling - Sports Tampering	0	0	0	0
Pornography/Obscene Material	0	0	0	0
Prostitution	0	0	0	0
Prostitution Assisting/Promoting	0	0	0	0
Weapon Law Violations	7	6	6	0
<b>Total Group A Offenses</b>	<b>178</b>	<b>46</b>	<b>42</b>	<b>0</b>



2005 Population Estimate 21,606

#### Offense Overview

Offense Total 408  
 Number Cleared 115  
 Percent Cleared 28.19 %  
 Group A Crimes per 100,000 population 1,888.4

#### Arrest Overview

Total Arrests 109  
 Adult Arrests 102  
 Juvenile Arrests 7  
 Unknown Age 0  
 Arrests per 100,000 population 504.5  
 Average number offenses/incident 1.07

#### Domestic Violence Victims

Offense	Total	Arrests
Murder	0	0
Aggravated Assault	1	0
Simple Assault	15	14
Intimidation	4	2
Stalking	1	0
Forcible Rape	0	0
Forcible Sodomy	0	0
Sexual Assault W/Object	0	0
Forcible Fondling	0	0
Incest	0	0
Statutory Rape	0	0
Kidnaping/Abduction	0	0
<b>Total</b>	<b>21</b>	<b>16</b>

#### TIBRS Group B Arrests

Offense	Adult	Juvenile
Bad Checks	0	0
Curfew/Vagrancy	0	0
Disorderly Conduct	2	0
DUI	0	0
Drunkenness	4	1
Family-Non Violent	1	0
Liquor Law Violations	1	0
Peeping Tom	0	0
Runaway	0	0
Trespass	9	0
All Other Offenses	2	0
<b>Total Group B</b>	<b>19</b>	<b>1</b>

TIBRS Group A Offenses	Offenses		Arrests	
	Reported	Cleared	Adult	Juvenile
<b>Crimes Against Persons</b>				
Murder	0	0	0	0
Negligent Manslaughter	0	0	0	0
Kidnaping/Abduction	0	0	0	0
Forcible Rape	1	1	0	0
Forcible Sodomy	0	0	0	0
Sexual Assault W/Object	0	0	0	0
Forcible Fondling	0	0	0	0
Incest	0	0	0	0
Statutory Rape	0	0	0	0
Aggravated Assault	6	6	3	0
Simple Assault	32	28	21	4
Intimidation	15	7	6	0
Stalking	1	1	0	0
<b>Crimes Against Property</b>				
Arson	1	1	0	2
Bribery	0	0	0	0
Burglary	47	11	4	0
Counterfeiting/Forgery	2	1	0	0
Destruction/Damage/Vandalism	61	6	6	0
Embezzlement	0	0	0	0
Extortion/Blackmail	2	2	1	0
Fraud - False Pretenses	1	0	0	0
Fraud - Credit Card/ATM	1	0	0	0
Fraud - Impersonation	1	0	0	0
Fraud - Welfare	0	0	0	0
Fraud - Wire	0	0	0	0
Motor Vehicle Theft	11	3	5	0
Robbery	8	1	0	0
Stolen Property Offenses	1	1	1	0
Theft - Pocket-picking	0	0	0	0
Theft - Purse Snatching	0	0	0	0
Theft - Shoplifting	4	4	3	0
Theft From Building	75	18	7	0
Theft From Coin Machine	3	1	1	0
Theft From Motor Vehicle	34	0	0	0
Theft of Motor Vehicle Parts	52	0	0	0
Theft - All Other Larceny	32	6	3	0
<b>Crimes Against Society</b>				
Drug/Narcotic Violations	10	10	18	0
Drug/Narcotic Equipment Violations	5	5	2	0
Gambling - Betting/Wagering	0	0	0	0
Gambling - Operating/Promoting	0	0	0	0
Gambling - Equipment Violations	0	0	0	0
Gambling - Sports Tampering	0	0	0	0
Pornography/Obscene Material	0	0	0	0
Prostitution	0	0	0	0
Prostitution Assisting/Promoting	0	0	0	0
Weapon Law Violations	2	2	2	0
<b>Total Group A Offenses</b>	<b>408</b>	<b>115</b>	<b>83</b>	<b>6</b>



2005 Population Estimate 8,351

#### Offense Overview

Offense Total 542  
Number Cleared 113  
Percent Cleared 20.85 %

Group A Crimes per 100,000 population 6,490.2

#### Arrest Overview

Total Arrests 234  
Adult Arrests 231  
Juvenile Arrests 3  
Unknown Age 0

Arrests per 100,000 population 2,802.1

Average number offenses/incident 1.16

#### Domestic Violence Victims

Offense	Total	Arrests
Murder	0	0
Aggravated Assault	3	2
Simple Assault	8	5
Intimidation	0	0
Stalking	0	0
Forcible Rape	0	0
Forcible Sodomy	0	0
Sexual Assault W/Object	0	0
Forcible Fondling	0	0
Incest	0	0
Statutory Rape	0	0
Kidnaping/Abduction	0	0
<b>Total</b>	<b>11</b>	<b>7</b>

#### TIBRS Group B Arrests

Offense	Adult	Juvenile
Bad Checks	0	0
Curfew/Vagrancy	0	1
Disorderly Conduct	8	0
DUI	5	0
Drunkenness	9	0
Family-Non Violent	0	0
Liquor Law Violations	87	2
Peeping Tom	0	0
Runaway	0	0
Trespass	17	0
All Other Offenses	2	0
<b>Total Group B</b>	<b>128</b>	<b>3</b>

TIBRS Group A Offenses	Offenses		Arrests	
	Reported	Cleared	Adult	Juvenile
<b>Crimes Against Persons</b>				
Murder	0	0	0	0
Negligent Manslaughter	0	0	0	0
Kidnaping/Abduction	0	0	0	0
Forcible Rape	1	0	0	0
Forcible Sodomy	0	0	0	0
Sexual Assault W/Object	0	0	0	0
Forcible Fondling	0	0	0	0
Incest	0	0	0	0
Statutory Rape	0	0	0	0
Aggravated Assault	5	4	3	0
Simple Assault	32	12	12	0
Intimidation	7	0	0	0
Stalking	0	0	0	0
<b>Crimes Against Property</b>				
Arson	1	0	0	0
Bribery	0	0	0	0
Burglary	77	3	1	0
Counterfeiting/Forgery	2	1	0	0
Destruction/Damage/Vandalism	109	3	3	0
Embezzlement	0	0	0	0
Extortion/Blackmail	0	0	0	0
Fraud - False Pretenses	1	1	1	0
Fraud - Credit Card/ATM	2	1	0	0
Fraud - Impersonation	3	3	2	0
Fraud - Welfare	0	0	0	0
Fraud - Wire	0	0	0	0
Motor Vehicle Theft	3	2	2	0
Robbery	4	1	1	0
Stolen Property Offenses	1	0	0	0
Theft - Pocket-picking	0	0	0	0
Theft - Purse Snatching	1	0	0	0
Theft - Shoplifting	5	3	3	0
Theft From Building	56	2	3	0
Theft From Coin Machine	17	0	0	0
Theft From Motor Vehicle	41	0	0	0
Theft of Motor Vehicle Parts	46	0	0	0
Theft - All Other Larceny	32	3	2	0
<b>Crimes Against Society</b>				
Drug/Narcotic Violations	57	45	58	0
Drug/Narcotic Equipment Violations	27	20	4	0
Gambling - Betting/Wagering	0	0	0	0
Gambling - Operating/Promoting	0	0	0	0
Gambling - Equipment Violations	0	0	0	0
Gambling - Sports Tampering	0	0	0	0
Pornography/Obscene Material	0	0	0	0
Prostitution	0	0	0	0
Prostitution Assisting/Promoting	0	0	0	0
Weapon Law Violations	12	9	8	0
<b>Total Group A Offenses</b>	<b>542</b>	<b>113</b>	<b>103</b>	<b>0</b>



**2005 Population Estimate** 33,328

#### Offense Overview

Offense Total 684  
 Number Cleared 95  
 Percent Cleared 13.89 %  
 Group A Crimes per 100,000 population 2,052.3

#### Arrest Overview

Total Arrests 597  
 Adult Arrests 562  
 Juvenile Arrests 35  
 Unknown Age 0  
 Arrests per 100,000 population 1,791.3  
 Average number offenses/incident 1.06

#### Domestic Violence Victims

Offense	Total	Arrests
Murder	0	0
Aggravated Assault	0	0
Simple Assault	8	2
Intimidation	4	0
Stalking	0	0
Forcible Rape	0	0
Forcible Sodomy	0	0
Sexual Assault W/Object	0	0
Forcible Fondling	0	0
Incest	0	0
Statutory Rape	0	0
Kidnaping/Abduction	0	0
<b>Total</b>	<b>12</b>	<b>2</b>

#### TIBRS Group B Arrests

Offense	Adult	Juvenile
Bad Checks	0	0
Curfew/Vagrancy	0	0
Disorderly Conduct	6	1
DUI	86	0
Drunkenness	134	6
Family-Non Violent	0	0
Liquor Law Violations	229	7
Peeping Tom	0	0
Runaway	0	0
Trespass	28	20
All Other Offenses	7	1
<b>Total Group B</b>	<b>490</b>	<b>35</b>

TIBRS Group A Offenses	Offenses		Arrests	
	Reported	Cleared	Adult	Juvenile
<b>Crimes Against Persons</b>				
Murder	0	0	0	0
Negligent Manslaughter	0	0	0	0
Kidnaping/Abduction	0	0	0	0
Forcible Rape	1	0	0	0
Forcible Sodomy	0	0	0	0
Sexual Assault W/Object	0	0	0	0
Forcible Fondling	3	0	0	0
Incest	0	0	0	0
Statutory Rape	0	0	0	0
Aggravated Assault	4	3	2	0
Simple Assault	34	18	7	0
Intimidation	13	1	0	0
Stalking	0	0	0	0
<b>Crimes Against Property</b>				
Arson	4	0	0	0
Bribery	0	0	0	0
Burglary	6	1	1	0
Counterfeiting/Forgery	19	5	5	0
Destruction/Damage/Vandalism	108	3	1	0
Embezzlement	0	0	0	0
Extortion/Blackmail	0	0	0	0
Fraud - False Pretenses	5	1	1	0
Fraud - Credit Card/ATM	2	0	0	0
Fraud - Impersonation	13	12	5	0
Fraud - Welfare	0	0	0	0
Fraud - Wire	2	0	0	0
Motor Vehicle Theft	11	0	0	0
Robbery	3	1	0	0
Stolen Property Offenses	6	3	3	0
Theft - Pocket-picking	4	0	0	0
Theft - Purse Snatching	4	0	0	0
Theft - Shoplifting	9	3	0	0
Theft From Building	220	6	6	0
Theft From Coin Machine	3	0	0	0
Theft From Motor Vehicle	76	2	3	0
Theft of Motor Vehicle Parts	19	0	0	0
Theft - All Other Larceny	29	2	6	0
<b>Crimes Against Society</b>				
Drug/Narcotic Violations	43	16	21	0
Drug/Narcotic Equipment Violations	40	15	6	0
Gambling - Betting/Wagering	0	0	0	0
Gambling - Operating/Promoting	0	0	0	0
Gambling - Equipment Violations	0	0	0	0
Gambling - Sports Tampering	0	0	0	0
Pornography/Obscene Material	0	0	0	0
Prostitution	0	0	0	0
Prostitution Assisting/Promoting	0	0	0	0
Weapon Law Violations	3	3	5	0
<b>Total Group A Offenses</b>	<b>684</b>	<b>95</b>	<b>72</b>	<b>0</b>



2005 Population Estimate 6,939

**Offense Overview**

Offense Total 107  
Number Cleared 49  
Percent Cleared 45.79 %

Group A Crimes per 100,000 population 1,542.0

**Arrest Overview**

Total Arrests 89  
Adult Arrests 89  
Juvenile Arrests 0  
Unknown Age 0

Arrests per 100,000 population 1,282.6

Average number offenses/incident 1.09

**Domestic Violence Victims**

Offense	Total	Arrests
Murder	0	0
Aggravated Assault	0	0
Simple Assault	2	1
Intimidation	0	0
Stalking	0	0
Forcible Rape	0	0
Forcible Sodomy	0	0
Sexual Assault W/Object	0	0
Forcible Fondling	0	0
Incest	0	0
Statutory Rape	0	0
Kidnaping/Abduction	0	0
<b>Total</b>	<b>2</b>	<b>1</b>

**TIBRS Group B Arrests**

Offense	Adult	Juvenile
Bad Checks	5	0
Curfew/Vagrancy	0	0
Disorderly Conduct	2	0
DUI	4	0
Drunkenness	7	0
Family-Non Violent	0	0
Liquor Law Violations	26	0
Peeping Tom	0	0
Runaway	0	0
Trespass	1	0
All Other Offenses	4	0
<b>Total Group B</b>	<b>49</b>	<b>0</b>

TIBRS Group A Offenses	Offenses		Arrests	
	Reported	Cleared	Adult	Juvenile
<b>Crimes Against Persons</b>				
Murder	0	0	0	0
Negligent Manslaughter	0	0	0	0
Kidnaping/Abduction	0	0	0	0
Forcible Rape	1	1	0	0
Forcible Sodomy	0	0	0	0
Sexual Assault W/Object	0	0	0	0
Forcible Fondling	1	1	1	0
Incest	0	0	0	0
Statutory Rape	0	0	0	0
Aggravated Assault	1	0	0	0
Simple Assault	15	14	11	0
Intimidation	2	2	1	0
Stalking	0	0	0	0
<b>Crimes Against Property</b>				
Arson	0	0	0	0
Bribery	0	0	0	0
Burglary	5	2	2	0
Counterfeiting/Forgery	1	1	0	0
Destruction/Damage/Vandalism	14	2	1	0
Embezzlement	0	0	0	0
Extortion/Blackmail	0	0	0	0
Fraud - False Pretenses	1	1	1	0
Fraud - Credit Card/ATM	0	0	0	0
Fraud - Impersonation	3	3	3	0
Fraud - Welfare	0	0	0	0
Fraud - Wire	0	0	0	0
Motor Vehicle Theft	0	0	0	0
Robbery	0	0	0	0
Stolen Property Offenses	0	0	0	0
Theft - Pocket-picking	0	0	0	0
Theft - Purse Snatching	0	0	0	0
Theft - Shoplifting	1	1	1	0
Theft From Building	20	4	3	0
Theft From Coin Machine	1	1	0	0
Theft From Motor Vehicle	3	0	0	0
Theft of Motor Vehicle Parts	6	0	0	0
Theft - All Other Larceny	17	1	1	0
<b>Crimes Against Society</b>				
Drug/Narcotic Violations	7	7	9	0
Drug/Narcotic Equipment Violations	7	7	5	0
Gambling - Betting/Wagering	0	0	0	0
Gambling - Operating/Promoting	0	0	0	0
Gambling - Equipment Violations	0	0	0	0
Gambling - Sports Tampering	0	0	0	0
Pornography/Obscene Material	0	0	0	0
Prostitution	0	0	0	0
Prostitution Assisting/Promoting	0	0	0	0
Weapon Law Violations	1	1	1	0
<b>Total Group A Offenses</b>	<b>107</b>	<b>49</b>	<b>40</b>	<b>0</b>



2005 Population Estimate 4,898

**Offense Overview**

Offense Total 151  
Number Cleared 9  
Percent Cleared 5.96 %

Group A Crimes per 100,000 population 3,082.9

**Arrest Overview**

Total Arrests 13  
Adult Arrests 13  
Juvenile Arrests 0  
Unknown Age 0

Arrests per 100,000 population 265.4

Average number offenses/incident 1.02

**Domestic Violence Victims**

Offense	Total	Arrests
Murder	0	0
Aggravated Assault	0	0
Simple Assault	0	0
Intimidation	0	0
Stalking	0	0
Forcible Rape	0	0
Forcible Sodomy	0	0
Sexual Assault W/Object	0	0
Forcible Fondling	0	0
Incest	0	0
Statutory Rape	0	0
Kidnaping/Abduction	0	0
<b>Total</b>	<b>0</b>	<b>0</b>

**TIBRS Group B Arrests**

Offense	Adult	Juvenile
Bad Checks	0	0
Curfew/Vagrancy	0	0
Disorderly Conduct	0	0
DUI	0	0
Drunkenness	0	0
Family-Non Violent	0	0
Liquor Law Violations	0	0
Peeping Tom	0	0
Runaway	0	0
Trespass	4	0
All Other Offenses	0	0
<b>Total Group B</b>	<b>4</b>	<b>0</b>

TIBRS Group A Offenses	Offenses		Arrests	
	Reported	Cleared	Adult	Juvenile
<b>Crimes Against Persons</b>				
Murder	0	0	0	0
Negligent Manslaughter	0	0	0	0
Kidnaping/Abduction	0	0	0	0
Forcible Rape	0	0	0	0
Forcible Sodomy	0	0	0	0
Sexual Assault W/Object	0	0	0	0
Forcible Fondling	0	0	0	0
Incest	0	0	0	0
Statutory Rape	0	0	0	0
Aggravated Assault	1	0	0	0
Simple Assault	3	0	0	0
Intimidation	4	0	0	0
Stalking	0	0	0	0
<b>Crimes Against Property</b>				
Arson	0	0	0	0
Bribery	0	0	0	0
Burglary	7	0	0	0
Counterfeiting/Forgery	3	0	0	0
Destruction/Damage/Vandalism	11	1	1	0
Embezzlement	0	0	0	0
Extortion/Blackmail	0	0	0	0
Fraud - False Pretenses	0	0	0	0
Fraud - Credit Card/ATM	0	0	0	0
Fraud - Impersonation	0	0	0	0
Fraud - Welfare	0	0	0	0
Fraud - Wire	0	0	0	0
Motor Vehicle Theft	3	0	0	0
Robbery	1	0	0	0
Stolen Property Offenses	0	0	0	0
Theft - Pocket-picking	0	0	0	0
Theft - Purse Snatching	0	0	0	0
Theft - Shoplifting	1	1	1	0
Theft From Building	62	1	1	0
Theft From Coin Machine	7	2	2	0
Theft From Motor Vehicle	32	1	1	0
Theft of Motor Vehicle Parts	6	0	0	0
Theft - All Other Larceny	8	1	1	0
<b>Crimes Against Society</b>				
Drug/Narcotic Violations	1	1	2	0
Drug/Narcotic Equipment Violations	1	1	0	0
Gambling - Betting/Wagering	0	0	0	0
Gambling - Operating/Promoting	0	0	0	0
Gambling - Equipment Violations	0	0	0	0
Gambling - Sports Tampering	0	0	0	0
Pornography/Obscene Material	0	0	0	0
Prostitution	0	0	0	0
Prostitution Assisting/Promoting	0	0	0	0
Weapon Law Violations	0	0	0	0
<b>Total Group A Offenses</b>	<b>151</b>	<b>9</b>	<b>9</b>	<b>0</b>



2005 Population Estimate 2,068

**Offense Overview**

Offense Total 123  
 Number Cleared 34  
 Percent Cleared 27.64 %

Group A Crimes per 100,000 population 5,947.8

**Arrest Overview**

Total Arrests 108  
 Adult Arrests 106  
 Juvenile Arrests 2  
 Unknown Age 0

Arrests per 100,000 population 5,222.4

Average number offenses/incident 1.14

**Domestic Violence Victims**

Offense	Total	Arrests
Murder	0	0
Aggravated Assault	0	0
Simple Assault	0	0
Intimidation	0	0
Stalking	0	0
Forcible Rape	0	0
Forcible Sodomy	0	0
Sexual Assault W/Object	0	0
Forcible Fondling	0	0
Incest	0	0
Statutory Rape	0	0
Kidnaping/Abduction	0	0
<b>Total</b>	<b>0</b>	<b>0</b>

**TIBRS Group B Arrests**

Offense	Adult	Juvenile
Bad Checks	0	0
Curfew/Vagrancy	0	0
Disorderly Conduct	8	0
DUI	11	0
Drunkenness	7	0
Family-Non Violent	0	0
Liquor Law Violations	50	2
Peeping Tom	0	0
Runaway	0	0
Trespass	0	0
All Other Offenses	1	0
<b>Total Group B</b>	<b>77</b>	<b>2</b>

TIBRS Group A Offenses	Offenses		Arrests	
	Reported	Cleared	Adult	Juvenile
<b>Crimes Against Persons</b>				
Murder	0	0	0	0
Negligent Manslaughter	0	0	0	0
Kidnaping/Abduction	1	0	0	0
Forcible Rape	1	0	0	0
Forcible Sodomy	0	0	0	0
Sexual Assault W/Object	0	0	0	0
Forcible Fondling	0	0	0	0
Incest	0	0	0	0
Statutory Rape	0	0	0	0
Aggravated Assault	0	0	0	0
Simple Assault	4	1	1	0
Intimidation	1	0	0	0
Stalking	0	0	0	0
<b>Crimes Against Property</b>				
Arson	0	0	0	0
Bribery	0	0	0	0
Burglary	34	1	1	0
Counterfeiting/Forgery	0	0	0	0
Destruction/Damage/Vandalism	13	2	3	0
Embezzlement	0	0	0	0
Extortion/Blackmail	0	0	0	0
Fraud - False Pretenses	1	0	0	0
Fraud - Credit Card/ATM	2	0	0	0
Fraud - Impersonation	0	0	0	0
Fraud - Welfare	0	0	0	0
Fraud - Wire	0	0	0	0
Motor Vehicle Theft	1	0	0	0
Robbery	0	0	0	0
Stolen Property Offenses	0	0	0	0
Theft - Pocket-picking	0	0	0	0
Theft - Purse Snatching	0	0	0	0
Theft - Shoplifting	0	0	0	0
Theft From Building	14	1	0	0
Theft From Coin Machine	0	0	0	0
Theft From Motor Vehicle	9	0	0	0
Theft of Motor Vehicle Parts	0	0	0	0
Theft - All Other Larceny	8	0	0	0
<b>Crimes Against Society</b>				
Drug/Narcotic Violations	18	16	22	0
Drug/Narcotic Equipment Violations	14	13	2	0
Gambling - Betting/Wagering	0	0	0	0
Gambling - Operating/Promoting	0	0	0	0
Gambling - Equipment Violations	0	0	0	0
Gambling - Sports Tampering	0	0	0	0
Pornography/Obscene Material	1	0	0	0
Prostitution	0	0	0	0
Prostitution Assisting/Promoting	0	0	0	0
Weapon Law Violations	1	0	0	0
<b>Total Group A Offenses</b>	<b>123</b>	<b>34</b>	<b>29</b>	<b>0</b>



2005 Population Estimate 29,773

#### Offense Overview

Offense Total 1,126  
Number Cleared 256  
Percent Cleared 22.74 %

Group A Crimes per 100,000 population 3,782.0

#### Arrest Overview

Total Arrests 713  
Adult Arrests 707  
Juvenile Arrests 6  
Unknown Age 0

Arrests per 100,000 population 2,394.8

Average number offenses/incident 1.08

#### Domestic Violence Victims

Offense	Total	Arrests
Murder	0	0
Aggravated Assault	2	0
Simple Assault	31	13
Intimidation	4	1
Stalking	3	1
Forcible Rape	0	0
Forcible Sodomy	0	0
Sexual Assault W/Object	0	0
Forcible Fondling	0	0
Incest	0	0
Statutory Rape	0	0
Kidnaping/Abduction	0	0
<b>Total</b>	<b>40</b>	<b>15</b>

#### TIBRS Group B Arrests

Offense	Adult	Juvenile
Bad Checks	0	0
Curfew/Vagrancy	0	1
Disorderly Conduct	29	0
DUI	34	0
Drunkenness	89	1
Family-Non Violent	0	0
Liquor Law Violations	316	1
Peeping Tom	0	0
Runaway	0	0
Trespass	77	0
All Other Offenses	6	0
<b>Total Group B</b>	<b>551</b>	<b>3</b>

TIBRS Group A Offenses	Offenses		Arrests	
	Reported	Cleared	Adult	Juvenile
<b>Crimes Against Persons</b>				
Murder	0	0	0	0
Negligent Manslaughter	0	0	0	0
Kidnaping/Abduction	1	0	0	0
Forcible Rape	3	1	0	0
Forcible Sodomy	1	1	0	0
Sexual Assault W/Object	0	0	0	0
Forcible Fondling	2	0	0	0
Incest	0	0	0	0
Statutory Rape	0	0	0	0
Aggravated Assault	14	11	2	0
Simple Assault	106	40	23	1
Intimidation	41	5	3	0
Stalking	8	5	1	0
<b>Crimes Against Property</b>				
Arson	1	0	0	0
Bribery	0	0	0	0
Burglary	91	6	7	0
Counterfeiting/Forgery	8	4	4	0
Destruction/Damage/Vandalism	145	7	6	0
Embezzlement	4	1	1	0
Extortion/Blackmail	2	1	1	0
Fraud - False Pretenses	10	3	1	0
Fraud - Credit Card/ATM	4	1	0	0
Fraud - Impersonation	17	15	12	0
Fraud - Welfare	0	0	0	0
Fraud - Wire	2	0	0	0
Motor Vehicle Theft	7	0	0	0
Robbery	5	1	1	0
Stolen Property Offenses	3	3	2	0
Theft - Pocket-picking	0	0	0	0
Theft - Purse Snatching	1	0	0	0
Theft - Shoplifting	9	3	2	0
Theft From Building	348	23	16	0
Theft From Coin Machine	0	0	0	0
Theft From Motor Vehicle	65	0	0	0
Theft of Motor Vehicle Parts	26	0	0	0
Theft - All Other Larceny	66	5	3	0
<b>Crimes Against Society</b>				
Drug/Narcotic Violations	79	71	51	1
Drug/Narcotic Equipment Violations	46	43	16	1
Gambling - Betting/Wagering	0	0	0	0
Gambling - Operating/Promoting	0	0	0	0
Gambling - Equipment Violations	0	0	0	0
Gambling - Sports Tampering	0	0	0	0
Pornography/Obscene Material	1	0	0	0
Prostitution	0	0	0	0
Prostitution Assisting/Promoting	0	0	0	0
Weapon Law Violations	10	6	4	0
<b>Total Group A Offenses</b>	<b>1,126</b>	<b>256</b>	<b>156</b>	<b>3</b>





**2005 Population Estimate** 4,937

**Offense Overview**

Offense Total 28  
 Number Cleared 2  
 Percent Cleared 7.14 %

Group A Crimes per 100,000 population 567.1

**Arrest Overview**

Total Arrests 2  
 Adult Arrests 2  
 Juvenile Arrests 0  
 Unknown Age 0

Arrests per 100,000 population 40.5

Average number offenses/incident 1.00

**Domestic Violence Victims**

Offense	Total	Arrests
Murder	0	0
Aggravated Assault	0	0
Simple Assault	1	0
Intimidation	0	0
Stalking	0	0
Forcible Rape	0	0
Forcible Sodomy	0	0
Sexual Assault W/Object	0	0
Forcible Fondling	0	0
Incest	0	0
Statutory Rape	0	0
Kidnaping/Abduction	0	0
<b>Total</b>	<b>1</b>	<b>0</b>

**TIBRS Group B Arrests**

Offense	Adult	Juvenile
Bad Checks	0	0
Curfew/Vagrancy	0	0
Disorderly Conduct	0	0
DUI	0	0
Drunkenness	0	0
Family-Non Violent	0	0
Liquor Law Violations	0	0
Peeping Tom	0	0
Runaway	0	0
Trespass	0	0
All Other Offenses	1	0
<b>Total Group B</b>	<b>1</b>	<b>0</b>

TIBRS Group A Offenses	Offenses		Arrests	
	Reported	Cleared	Adult	Juvenile
<b>Crimes Against Persons</b>				
Murder	0	0	0	0
Negligent Manslaughter	0	0	0	0
Kidnaping/Abduction	0	0	0	0
Forcible Rape	0	0	0	0
Forcible Sodomy	0	0	0	0
Sexual Assault W/Object	0	0	0	0
Forcible Fondling	0	0	0	0
Incest	0	0	0	0
Statutory Rape	0	0	0	0
Aggravated Assault	0	0	0	0
Simple Assault	1	1	0	0
Intimidation	2	0	0	0
Stalking	0	0	0	0
<b>Crimes Against Property</b>				
Arson	0	0	0	0
Bribery	0	0	0	0
Burglary	0	0	0	0
Counterfeiting/Forgery	0	0	0	0
Destruction/Damage/Vandalism	1	0	0	0
Embezzlement	0	0	0	0
Extortion/Blackmail	0	0	0	0
Fraud - False Pretenses	0	0	0	0
Fraud - Credit Card/ATM	0	0	0	0
Fraud - Impersonation	0	0	0	0
Fraud - Welfare	0	0	0	0
Fraud - Wire	0	0	0	0
Motor Vehicle Theft	0	0	0	0
Robbery	1	0	0	0
Stolen Property Offenses	0	0	0	0
Theft - Pocket-picking	0	0	0	0
Theft - Purse Snatching	0	0	0	0
Theft - Shoplifting	0	0	0	0
Theft From Building	21	1	1	0
Theft From Coin Machine	0	0	0	0
Theft From Motor Vehicle	1	0	0	0
Theft of Motor Vehicle Parts	1	0	0	0
Theft - All Other Larceny	0	0	0	0
<b>Crimes Against Society</b>				
Drug/Narcotic Violations	0	0	0	0
Drug/Narcotic Equipment Violations	0	0	0	0
Gambling - Betting/Wagering	0	0	0	0
Gambling - Operating/Promoting	0	0	0	0
Gambling - Equipment Violations	0	0	0	0
Gambling - Sports Tampering	0	0	0	0
Pornography/Obscene Material	0	0	0	0
Prostitution	0	0	0	0
Prostitution Assisting/Promoting	0	0	0	0
Weapon Law Violations	0	0	0	0
<b>Total Group A Offenses</b>	<b>28</b>	<b>2</b>	<b>1</b>	<b>0</b>



2005 Population Estimate 5,387

**Offense Overview**

Offense Total 21  
Number Cleared 3  
Percent Cleared 14.29 %

Group A Crimes per 100,000 population 389.8

**Arrest Overview**

Total Arrests 4  
Adult Arrests 4  
Juvenile Arrests 0  
Unknown Age 0

Arrests per 100,000 population 74.3

Average number offenses/incident 1.24

**Domestic Violence Victims**

Offense	Total	Arrests
Murder	0	0
Aggravated Assault	0	0
Simple Assault	0	0
Intimidation	0	0
Stalking	0	0
Forcible Rape	0	0
Forcible Sodomy	0	0
Sexual Assault W/Object	0	0
Forcible Fondling	0	0
Incest	0	0
Statutory Rape	0	0
Kidnaping/Abduction	0	0
<b>Total</b>	<b>0</b>	<b>0</b>

**TIBRS Group B Arrests**

Offense	Adult	Juvenile
Bad Checks	0	0
Curfew/Vagrancy	0	0
Disorderly Conduct	0	0
DUI	0	0
Drunkenness	0	0
Family-Non Violent	0	0
Liquor Law Violations	0	0
Peeping Tom	0	0
Runaway	0	0
Trespass	0	0
All Other Offenses	0	0
<b>Total Group B</b>	<b>0</b>	<b>0</b>

TIBRS Group A Offenses	Offenses		Arrests	
	Reported	Cleared	Adult	Juvenile
<b>Crimes Against Persons</b>				
Murder	0	0	0	0
Negligent Manslaughter	0	0	0	0
Kidnaping/Abduction	0	0	0	0
Forcible Rape	0	0	0	0
Forcible Sodomy	0	0	0	0
Sexual Assault W/Object	0	0	0	0
Forcible Fondling	0	0	0	0
Incest	0	0	0	0
Statutory Rape	0	0	0	0
Aggravated Assault	0	0	0	0
Simple Assault	0	0	0	0
Intimidation	1	0	0	0
Stalking	0	0	0	0
<b>Crimes Against Property</b>				
Arson	0	0	0	0
Bribery	0	0	0	0
Burglary	1	0	0	0
Counterfeiting/Forgery	0	0	0	0
Destruction/Damage/Vandalism	4	0	0	0
Embezzlement	1	1	2	0
Extortion/Blackmail	0	0	0	0
Fraud - False Pretenses	0	0	0	0
Fraud - Credit Card/ATM	0	0	0	0
Fraud - Impersonation	0	0	0	0
Fraud - Welfare	0	0	0	0
Fraud - Wire	0	0	0	0
Motor Vehicle Theft	0	0	0	0
Robbery	0	0	0	0
Stolen Property Offenses	0	0	0	0
Theft - Pocket-picking	0	0	0	0
Theft - Purse Snatching	0	0	0	0
Theft - Shoplifting	0	0	0	0
Theft From Building	5	1	1	0
Theft From Coin Machine	0	0	0	0
Theft From Motor Vehicle	2	0	0	0
Theft of Motor Vehicle Parts	2	0	0	0
Theft - All Other Larceny	1	0	0	0
<b>Crimes Against Society</b>				
Drug/Narcotic Violations	1	0	0	0
Drug/Narcotic Equipment Violations	1	0	0	0
Gambling - Betting/Wagering	0	0	0	0
Gambling - Operating/Promoting	0	0	0	0
Gambling - Equipment Violations	0	0	0	0
Gambling - Sports Tampering	0	0	0	0
Pornography/Obscene Material	2	1	1	0
Prostitution	0	0	0	0
Prostitution Assisting/Promoting	0	0	0	0
Weapon Law Violations	0	0	0	0
<b>Total Group A Offenses</b>	<b>21</b>	<b>3</b>	<b>4</b>	<b>0</b>



# **TASK FORCES**

**2006**



# 1st Judicial Drug Task Force - 2006

2005 Population Estimate N/A

## Offense Overview

Offense Total 72  
Number Cleared 72  
Percent Cleared 100.00 %

Group A Crimes per 100,000 population N/A

## Arrest Overview

Total Arrests 63  
Adult Arrests 61  
Juvenile Arrests 2  
Unknown Age 0

Arrests per 100,000 population N/A

Average number offenses/incident 1.50

## Domestic Violence Victims

Offense	Total	Arrests
Murder	0	0
Aggravated Assault	0	0
Simple Assault	0	0
Intimidation	0	0
Stalking	0	0
Forcible Rape	0	0
Forcible Sodomy	0	0
Sexual Assault W/Object	0	0
Forcible Fondling	0	0
Incest	0	0
Statutory Rape	0	0
Kidnaping/Abduction	0	0
<b>Total</b>	<b>0</b>	<b>0</b>

## TIBRS Group B Arrests

Offense	Adult	Juvenile
Bad Checks	0	0
Curfew/Vagrancy	0	0
Disorderly Conduct	0	0
DUI	0	0
Drunkenness	0	0
Family-Non Violent	0	0
Liquor Law Violations	0	0
Peeping Tom	0	0
Runaway	0	0
Trespass	0	0
All Other Offenses	0	0
<b>Total Group B</b>	<b>0</b>	<b>0</b>

TIBRS Group A Offenses	Offenses		Arrests	
	Reported	Cleared	Adult	Juvenile
<b>Crimes Against Persons</b>				
Murder	0	0	0	0
Negligent Manslaughter	0	0	0	0
Kidnaping/Abduction	0	0	0	0
Forcible Rape	0	0	0	0
Forcible Sodomy	0	0	0	0
Sexual Assault W/Object	0	0	0	0
Forcible Fondling	0	0	0	0
Incest	0	0	0	0
Statutory Rape	0	0	0	0
Aggravated Assault	1	1	0	0
Simple Assault	0	0	0	0
Intimidation	0	0	0	0
Stalking	0	0	0	0
<b>Crimes Against Property</b>				
Arson	0	0	0	0
Bribery	0	0	0	0
Burglary	0	0	0	0
Counterfeiting/Forgery	0	0	0	0
Destruction/Damage/Vandalism	0	0	0	0
Embezzlement	0	0	0	0
Extortion/Blackmail	0	0	0	0
Fraud - False Pretenses	0	0	0	0
Fraud - Credit Card/ATM	0	0	0	0
Fraud - Impersonation	0	0	0	0
Fraud - Welfare	0	0	0	0
Fraud - Wire	0	0	0	0
Motor Vehicle Theft	0	0	0	0
Robbery	0	0	0	0
Stolen Property Offenses	0	0	0	0
Theft - Pocket-picking	0	0	0	0
Theft - Purse Snatching	0	0	0	0
Theft - Shoplifting	0	0	0	0
Theft From Building	0	0	0	0
Theft From Coin Machine	0	0	0	0
Theft From Motor Vehicle	0	0	0	0
Theft of Motor Vehicle Parts	0	0	0	0
Theft - All Other Larceny	0	0	0	0
<b>Crimes Against Society</b>				
Drug/Narcotic Violations	46	46	59	2
Drug/Narcotic Equipment Violations	23	23	2	0
Gambling - Betting/Wagering	0	0	0	0
Gambling - Operating/Promoting	0	0	0	0
Gambling - Equipment Violations	0	0	0	0
Gambling - Sports Tampering	0	0	0	0
Pornography/Obscene Material	0	0	0	0
Prostitution	0	0	0	0
Prostitution Assisting/Promoting	0	0	0	0
Weapon Law Violations	2	2	0	0
<b>Total Group A Offenses</b>	<b>72</b>	<b>72</b>	<b>61</b>	<b>2</b>



## 2nd Judicial Drug Task Force - 2006

**2005 Population Estimate** N/A

### Offense Overview

Offense Total 41  
 Number Cleared 15  
 Percent Cleared 36.59 %

Group A Crimes per 100,000 population N/A

### Arrest Overview

Total Arrests 14  
 Adult Arrests 14  
 Juvenile Arrests 0  
 Unknown Age 0

Arrests per 100,000 population N/A

Average number offenses/incident 1.03

### Domestic Violence Victims

Offense	Total	Arrests
Murder	0	0
Aggravated Assault	0	0
Simple Assault	0	0
Intimidation	0	0
Stalking	0	0
Forcible Rape	0	0
Forcible Sodomy	0	0
Sexual Assault W/Object	0	0
Forcible Fondling	0	0
Incest	0	0
Statutory Rape	0	0
Kidnaping/Abduction	0	0
<b>Total</b>	<b>0</b>	<b>0</b>

### TIBRS Group B Arrests

Offense	Adult	Juvenile
Bad Checks	0	0
Curfew/Vagrancy	0	0
Disorderly Conduct	0	0
DUI	0	0
Drunkenness	0	0
Family-Non Violent	0	0
Liquor Law Violations	0	0
Peeping Tom	0	0
Runaway	0	0
Trespass	0	0
All Other Offenses	0	0
<b>Total Group B</b>	<b>0</b>	<b>0</b>

TIBRS Group A Offenses	Offenses		Arrests	
	Reported	Cleared	Adult	Juvenile
<b>Crimes Against Persons</b>				
Murder	0	0	0	0
Negligent Manslaughter	0	0	0	0
Kidnaping/Abduction	0	0	0	0
Forcible Rape	0	0	0	0
Forcible Sodomy	0	0	0	0
Sexual Assault W/Object	0	0	0	0
Forcible Fondling	0	0	0	0
Incest	0	0	0	0
Statutory Rape	0	0	0	0
Aggravated Assault	0	0	0	0
Simple Assault	0	0	0	0
Intimidation	0	0	0	0
Stalking	0	0	0	0
<b>Crimes Against Property</b>				
Arson	0	0	0	0
Bribery	0	0	0	0
Burglary	0	0	0	0
Counterfeiting/Forgery	0	0	0	0
Destruction/Damage/Vandalism	0	0	0	0
Embezzlement	0	0	0	0
Extortion/Blackmail	0	0	0	0
Fraud - False Pretenses	0	0	0	0
Fraud - Credit Card/ATM	0	0	0	0
Fraud - Impersonation	0	0	0	0
Fraud - Welfare	0	0	0	0
Fraud - Wire	0	0	0	0
Motor Vehicle Theft	0	0	0	0
Robbery	0	0	0	0
Stolen Property Offenses	0	0	0	0
Theft - Pocket-picking	0	0	0	0
Theft - Purse Snatching	0	0	0	0
Theft - Shoplifting	0	0	0	0
Theft From Building	0	0	0	0
Theft From Coin Machine	0	0	0	0
Theft From Motor Vehicle	0	0	0	0
Theft of Motor Vehicle Parts	0	0	0	0
Theft - All Other Larceny	0	0	0	0
<b>Crimes Against Society</b>				
Drug/Narcotic Violations	40	14	13	0
Drug/Narcotic Equipment Violations	1	1	1	0
Gambling - Betting/Wagering	0	0	0	0
Gambling - Operating/Promoting	0	0	0	0
Gambling - Equipment Violations	0	0	0	0
Gambling - Sports Tampering	0	0	0	0
Pornography/Obscene Material	0	0	0	0
Prostitution	0	0	0	0
Prostitution Assisting/Promoting	0	0	0	0
Weapon Law Violations	0	0	0	0
<b>Total Group A Offenses</b>	<b>41</b>	<b>15</b>	<b>14</b>	<b>0</b>



# 3rd Judicial Drug Task Force - 2006

2005 Population Estimate N/A

## Offense Overview

Offense Total 82  
Number Cleared 31  
Percent Cleared 37.80 %

Group A Crimes per 100,000 population N/A

## Arrest Overview

Total Arrests 32  
Adult Arrests 32  
Juvenile Arrests 0  
Unknown Age 0

Arrests per 100,000 population N/A

Average number offenses/incident 1.03

## Domestic Violence Victims

Offense	Total	Arrests
Murder	0	0
Aggravated Assault	0	0
Simple Assault	0	0
Intimidation	0	0
Stalking	0	0
Forcible Rape	0	0
Forcible Sodomy	0	0
Sexual Assault W/Object	0	0
Forcible Fondling	0	0
Incest	0	0
Statutory Rape	0	0
Kidnaping/Abduction	0	0
<b>Total</b>	<b>0</b>	<b>0</b>

## TIBRS Group B Arrests

Offense	Adult	Juvenile
Bad Checks	0	0
Curfew/Vagrancy	0	0
Disorderly Conduct	0	0
DUI	0	0
Drunkenness	0	0
Family-Non Violent	0	0
Liquor Law Violations	0	0
Peeping Tom	0	0
Runaway	0	0
Trespass	0	0
All Other Offenses	0	0
<b>Total Group B</b>	<b>0</b>	<b>0</b>

TIBRS Group A Offenses	Offenses		Arrests	
	Reported	Cleared	Adult	Juvenile
<b>Crimes Against Persons</b>				
Murder	0	0	0	0
Negligent Manslaughter	0	0	0	0
Kidnaping/Abduction	0	0	0	0
Forcible Rape	0	0	0	0
Forcible Sodomy	0	0	0	0
Sexual Assault W/Object	0	0	0	0
Forcible Fondling	0	0	0	0
Incest	0	0	0	0
Statutory Rape	0	0	0	0
Aggravated Assault	0	0	0	0
Simple Assault	0	0	0	0
Intimidation	0	0	0	0
Stalking	0	0	0	0
<b>Crimes Against Property</b>				
Arson	0	0	0	0
Bribery	0	0	0	0
Burglary	0	0	0	0
Counterfeiting/Forgery	0	0	0	0
Destruction/Damage/Vandalism	0	0	0	0
Embezzlement	0	0	0	0
Extortion/Blackmail	0	0	0	0
Fraud - False Pretenses	0	0	0	0
Fraud - Credit Card/ATM	0	0	0	0
Fraud - Impersonation	0	0	0	0
Fraud - Welfare	0	0	0	0
Fraud - Wire	0	0	0	0
Motor Vehicle Theft	0	0	0	0
Robbery	0	0	0	0
Stolen Property Offenses	0	0	0	0
Theft - Pocket-picking	0	0	0	0
Theft - Purse Snatching	0	0	0	0
Theft - Shoplifting	0	0	0	0
Theft From Building	0	0	0	0
Theft From Coin Machine	0	0	0	0
Theft From Motor Vehicle	0	0	0	0
Theft of Motor Vehicle Parts	0	0	0	0
Theft - All Other Larceny	0	0	0	0
<b>Crimes Against Society</b>				
Drug/Narcotic Violations	79	28	31	0
Drug/Narcotic Equipment Violations	3	3	1	0
Gambling - Betting/Wagering	0	0	0	0
Gambling - Operating/Promoting	0	0	0	0
Gambling - Equipment Violations	0	0	0	0
Gambling - Sports Tampering	0	0	0	0
Pornography/Obscene Material	0	0	0	0
Prostitution	0	0	0	0
Prostitution Assisting/Promoting	0	0	0	0
Weapon Law Violations	0	0	0	0
<b>Total Group A Offenses</b>	<b>82</b>	<b>31</b>	<b>32</b>	<b>0</b>



# 4th Judicial Drug Task Force - 2006

2005 Population Estimate N/A

## Offense Overview

Offense Total 316  
Number Cleared 137  
Percent Cleared 43.35 %

Group A Crimes per 100,000 population N/A

## Arrest Overview

Total Arrests 109  
Adult Arrests 109  
Juvenile Arrests 0  
Unknown Age 0

Arrests per 100,000 population N/A

Average number offenses/incident 1.01

## Domestic Violence Victims

Offense	Total	Arrests
Murder	0	0
Aggravated Assault	0	0
Simple Assault	0	0
Intimidation	0	0
Stalking	0	0
Forcible Rape	0	0
Forcible Sodomy	0	0
Sexual Assault W/Object	0	0
Forcible Fondling	0	0
Incest	0	0
Statutory Rape	0	0
Kidnaping/Abduction	0	0
<b>Total</b>	<b>0</b>	<b>0</b>

## TIBRS Group B Arrests

Offense	Adult	Juvenile
Bad Checks	0	0
Curfew/Vagrancy	0	0
Disorderly Conduct	0	0
DUI	0	0
Drunkenness	0	0
Family-Non Violent	0	0
Liquor Law Violations	0	0
Peeping Tom	0	0
Runaway	0	0
Trespass	0	0
All Other Offenses	0	0
<b>Total Group B</b>	<b>0</b>	<b>0</b>

TIBRS Group A Offenses	Offenses		Arrests	
	Reported	Cleared	Adult	Juvenile
<b>Crimes Against Persons</b>				
Murder	0	0	0	0
Negligent Manslaughter	0	0	0	0
Kidnaping/Abduction	0	0	0	0
Forcible Rape	0	0	0	0
Forcible Sodomy	0	0	0	0
Sexual Assault W/Object	0	0	0	0
Forcible Fondling	0	0	0	0
Incest	0	0	0	0
Statutory Rape	0	0	0	0
Aggravated Assault	0	0	0	0
Simple Assault	0	0	0	0
Intimidation	0	0	0	0
Stalking	0	0	0	0
<b>Crimes Against Property</b>				
Arson	0	0	0	0
Bribery	0	0	0	0
Burglary	0	0	0	0
Counterfeiting/Forgery	0	0	0	0
Destruction/Damage/Vandalism	0	0	0	0
Embezzlement	0	0	0	0
Extortion/Blackmail	0	0	0	0
Fraud - False Pretenses	0	0	0	0
Fraud - Credit Card/ATM	0	0	0	0
Fraud - Impersonation	0	0	0	0
Fraud - Welfare	0	0	0	0
Fraud - Wire	0	0	0	0
Motor Vehicle Theft	0	0	0	0
Robbery	0	0	0	0
Stolen Property Offenses	0	0	0	0
Theft - Pocket-picking	0	0	0	0
Theft - Purse Snatching	0	0	0	0
Theft - Shoplifting	0	0	0	0
Theft From Building	0	0	0	0
Theft From Coin Machine	0	0	0	0
Theft From Motor Vehicle	0	0	0	0
Theft of Motor Vehicle Parts	0	0	0	0
Theft - All Other Larceny	1	1	1	0
<b>Crimes Against Society</b>				
Drug/Narcotic Violations	313	134	108	0
Drug/Narcotic Equipment Violations	1	1	0	0
Gambling - Betting/Wagering	0	0	0	0
Gambling - Operating/Promoting	0	0	0	0
Gambling - Equipment Violations	0	0	0	0
Gambling - Sports Tampering	0	0	0	0
Pornography/Obscene Material	0	0	0	0
Prostitution	0	0	0	0
Prostitution Assisting/Promoting	0	0	0	0
Weapon Law Violations	1	1	0	0
<b>Total Group A Offenses</b>	<b>316</b>	<b>137</b>	<b>109</b>	<b>0</b>



<b>2005 Population Estimate</b>	N/A
<b>Offense Overview</b>	
Offense Total	587
Number Cleared	246
Percent Cleared	41.91 %
Group A Crimes per 100,000 population	N/A
<b>Arrest Overview</b>	
Total Arrests	195
Adult Arrests	193
Juvenile Arrests	2
Unknown Age	0
Arrests per 100,000 population	N/A
Average number offenses/incident	1.59

Domestic Violence Victims		
Offense	Total	Arrests
Murder	0	0
Aggravated Assault	0	0
Simple Assault	0	0
Intimidation	0	0
Stalking	0	0
Forcible Rape	0	0
Forcible Sodomy	0	0
Sexual Assault W/Object	0	0
Forcible Fondling	0	0
Incest	0	0
Statutory Rape	0	0
Kidnaping/Abduction	0	0
<b>Total</b>	<b>0</b>	<b>0</b>

TIBRS Group B Arrests		
Offense	Adult	Juvenile
Bad Checks	0	0
Curfew/Vagrancy	0	0
Disorderly Conduct	1	0
DUI	0	0
Drunkenness	0	0
Family-Non Violent	0	0
Liquor Law Violations	1	0
Peeping Tom	0	0
Runaway	0	0
Trespass	0	0
All Other Offenses	1	0
<b>Total Group B</b>	<b>3</b>	<b>0</b>

TIBRS Group A Offenses	Offenses		Arrests	
	Reported	Cleared	Adult	Juvenile
<b>Crimes Against Persons</b>				
Murder	0	0	0	0
Negligent Manslaughter	0	0	0	0
Kidnaping/Abduction	0	0	0	0
Forcible Rape	0	0	0	0
Forcible Sodomy	0	0	0	0
Sexual Assault W/Object	0	0	0	0
Forcible Fondling	0	0	0	0
Incest	0	0	0	0
Statutory Rape	0	0	0	0
Aggravated Assault	2	2	1	0
Simple Assault	0	0	0	0
Intimidation	0	0	0	0
Stalking	0	0	0	0
<b>Crimes Against Property</b>				
Arson	0	0	0	0
Bribery	0	0	0	0
Burglary	0	0	0	0
Counterfeiting/Forgery	45	8	0	0
Destruction/Damage/Vandalism	0	0	0	0
Embezzlement	0	0	0	0
Extortion/Blackmail	0	0	0	0
Fraud - False Pretenses	87	26	19	0
Fraud - Credit Card/ATM	0	0	0	0
Fraud - Impersonation	38	17	4	0
Fraud - Welfare	5	1	0	0
Fraud - Wire	0	0	0	0
Motor Vehicle Theft	1	1	1	0
Robbery	0	0	0	0
Stolen Property Offenses	3	0	0	0
Theft - Pocket-picking	0	0	0	0
Theft - Purse Snatching	0	0	0	0
Theft - Shoplifting	0	0	0	0
Theft From Building	0	0	0	0
Theft From Coin Machine	0	0	0	0
Theft From Motor Vehicle	0	0	0	0
Theft of Motor Vehicle Parts	1	1	1	0
Theft - All Other Larceny	0	0	0	0
<b>Crimes Against Society</b>				
Drug/Narcotic Violations	243	111	122	2
Drug/Narcotic Equipment Violations	144	71	38	0
Gambling - Betting/Wagering	0	0	0	0
Gambling - Operating/Promoting	0	0	0	0
Gambling - Equipment Violations	0	0	0	0
Gambling - Sports Tampering	0	0	0	0
Pornography/Obscene Material	0	0	0	0
Prostitution	0	0	0	0
Prostitution Assisting/Promoting	0	0	0	0
Weapon Law Violations	18	8	4	0
<b>Total Group A Offenses</b>	<b>587</b>	<b>246</b>	<b>190</b>	<b>2</b>





<b>2005 Population Estimate</b>	N/A
<b>Offense Overview</b>	
Offense Total	23
Number Cleared	1
Percent Cleared	4.35 %
Group A Crimes per 100,000 population	N/A
<b>Arrest Overview</b>	
Total Arrests	1
Adult Arrests	1
Juvenile Arrests	0
Unknown Age	0
Arrests per 100,000 population	N/A
Average number offenses/incident	1.05

Domestic Violence Victims		
Offense	Total	Arrests
Murder	0	0
Aggravated Assault	0	0
Simple Assault	0	0
Intimidation	0	0
Stalking	0	0
Forcible Rape	0	0
Forcible Sodomy	0	0
Sexual Assault W/Object	0	0
Forcible Fondling	0	0
Incest	0	0
Statutory Rape	0	0
Kidnaping/Abduction	0	0
<b>Total</b>	<b>0</b>	<b>0</b>

TIBRS Group B Arrests		
Offense	Adult	Juvenile
Bad Checks	0	0
Curfew/Vagrancy	0	0
Disorderly Conduct	0	0
DUI	0	0
Drunkenness	0	0
Family-Non Violent	0	0
Liquor Law Violations	0	0
Peeping Tom	0	0
Runaway	0	0
Trespass	0	0
All Other Offenses	0	0
<b>Total Group B</b>	<b>0</b>	<b>0</b>

TIBRS Group A Offenses	Offenses		Arrests	
	Reported	Cleared	Adult	Juvenile
<b>Crimes Against Persons</b>				
Murder	0	0	0	0
Negligent Manslaughter	0	0	0	0
Kidnaping/Abduction	0	0	0	0
Forcible Rape	0	0	0	0
Forcible Sodomy	0	0	0	0
Sexual Assault W/Object	0	0	0	0
Forcible Fondling	0	0	0	0
Incest	0	0	0	0
Statutory Rape	0	0	0	0
Aggravated Assault	0	0	0	0
Simple Assault	0	0	0	0
Intimidation	0	0	0	0
Stalking	0	0	0	0
<b>Crimes Against Property</b>				
Arson	0	0	0	0
Bribery	0	0	0	0
Burglary	0	0	0	0
Counterfeiting/Forgery	0	0	0	0
Destruction/Damage/Vandalism	0	0	0	0
Embezzlement	0	0	0	0
Extortion/Blackmail	0	0	0	0
Fraud - False Pretenses	0	0	0	0
Fraud - Credit Card/ATM	0	0	0	0
Fraud - Impersonation	0	0	0	0
Fraud - Welfare	0	0	0	0
Fraud - Wire	0	0	0	0
Motor Vehicle Theft	0	0	0	0
Robbery	0	0	0	0
Stolen Property Offenses	0	0	0	0
Theft - Pocket-picking	0	0	0	0
Theft - Purse Snatching	0	0	0	0
Theft - Shoplifting	0	0	0	0
Theft From Building	0	0	0	0
Theft From Coin Machine	0	0	0	0
Theft From Motor Vehicle	0	0	0	0
Theft of Motor Vehicle Parts	0	0	0	0
Theft - All Other Larceny	0	0	0	0
<b>Crimes Against Society</b>				
Drug/Narcotic Violations	22	1	1	0
Drug/Narcotic Equipment Violations	1	0	0	0
Gambling - Betting/Wagering	0	0	0	0
Gambling - Operating/Promoting	0	0	0	0
Gambling - Equipment Violations	0	0	0	0
Gambling - Sports Tampering	0	0	0	0
Pornography/Obscene Material	0	0	0	0
Prostitution	0	0	0	0
Prostitution Assisting/Promoting	0	0	0	0
Weapon Law Violations	0	0	0	0
<b>Total Group A Offenses</b>	<b>23</b>	<b>1</b>	<b>1</b>	<b>0</b>



2005 Population Estimate N/A

**Offense Overview**

Offense Total 4  
Number Cleared 3  
Percent Cleared 75.00 %

Group A Crimes per 100,000 population N/A

**Arrest Overview**

Total Arrests 5  
Adult Arrests 5  
Juvenile Arrests 0  
Unknown Age 0

Arrests per 100,000 population N/A

Average number offenses/incident 1.00

**Domestic Violence Victims**

Offense	Total	Arrests
Murder	0	0
Aggravated Assault	0	0
Simple Assault	0	0
Intimidation	0	0
Stalking	0	0
Forcible Rape	0	0
Forcible Sodomy	0	0
Sexual Assault W/Object	0	0
Forcible Fondling	0	0
Incest	0	0
Statutory Rape	0	0
Kidnaping/Abduction	0	0
<b>Total</b>	<b>0</b>	<b>0</b>

**TIBRS Group B Arrests**

Offense	Adult	Juvenile
Bad Checks	0	0
Curfew/Vagrancy	0	0
Disorderly Conduct	0	0
DUI	1	0
Drunkenness	0	0
Family-Non Violent	0	0
Liquor Law Violations	0	0
Peeping Tom	0	0
Runaway	0	0
Trespass	0	0
All Other Offenses	0	0
<b>Total Group B</b>	<b>1</b>	<b>0</b>

TIBRS Group A Offenses	Offenses		Arrests	
	Reported	Cleared	Adult	Juvenile
<b>Crimes Against Persons</b>				
Murder	0	0	0	0
Negligent Manslaughter	0	0	0	0
Kidnaping/Abduction	0	0	0	0
Forcible Rape	0	0	0	0
Forcible Sodomy	0	0	0	0
Sexual Assault W/Object	0	0	0	0
Forcible Fondling	0	0	0	0
Incest	0	0	0	0
Statutory Rape	0	0	0	0
Aggravated Assault	0	0	0	0
Simple Assault	0	0	0	0
Intimidation	0	0	0	0
Stalking	0	0	0	0
<b>Crimes Against Property</b>				
Arson	0	0	0	0
Bribery	0	0	0	0
Burglary	0	0	0	0
Counterfeiting/Forgery	0	0	0	0
Destruction/Damage/Vandalism	0	0	0	0
Embezzlement	0	0	0	0
Extortion/Blackmail	0	0	0	0
Fraud - False Pretenses	0	0	0	0
Fraud - Credit Card/ATM	0	0	0	0
Fraud - Impersonation	0	0	0	0
Fraud - Welfare	0	0	0	0
Fraud - Wire	0	0	0	0
Motor Vehicle Theft	0	0	0	0
Robbery	0	0	0	0
Stolen Property Offenses	0	0	0	0
Theft - Pocket-picking	0	0	0	0
Theft - Purse Snatching	0	0	0	0
Theft - Shoplifting	0	0	0	0
Theft From Building	0	0	0	0
Theft From Coin Machine	0	0	0	0
Theft From Motor Vehicle	0	0	0	0
Theft of Motor Vehicle Parts	0	0	0	0
Theft - All Other Larceny	0	0	0	0
<b>Crimes Against Society</b>				
Drug/Narcotic Violations	2	1	2	0
Drug/Narcotic Equipment Violations	2	2	2	0
Gambling - Betting/Wagering	0	0	0	0
Gambling - Operating/Promoting	0	0	0	0
Gambling - Equipment Violations	0	0	0	0
Gambling - Sports Tampering	0	0	0	0
Pornography/Obscene Material	0	0	0	0
Prostitution	0	0	0	0
Prostitution Assisting/Promoting	0	0	0	0
Weapon Law Violations	0	0	0	0
<b>Total Group A Offenses</b>	<b>4</b>	<b>3</b>	<b>4</b>	<b>0</b>



# 10th Judicial Drug Task Force - 2006

2005 Population Estimate N/A

## Offense Overview

Offense Total 83  
Number Cleared 82  
Percent Cleared 98.80 %

Group A Crimes per 100,000 population N/A

## Arrest Overview

Total Arrests 80  
Adult Arrests 80  
Juvenile Arrests 0  
Unknown Age 0

Arrests per 100,000 population N/A

Average number offenses/incident 1.20

## Domestic Violence Victims

Offense	Total	Arrests
Murder	0	0
Aggravated Assault	0	0
Simple Assault	0	0
Intimidation	0	0
Stalking	0	0
Forcible Rape	0	0
Forcible Sodomy	0	0
Sexual Assault W/Object	0	0
Forcible Fondling	0	0
Incest	0	0
Statutory Rape	0	0
Kidnaping/Abduction	0	0
<b>Total</b>	<b>0</b>	<b>0</b>

## TIBRS Group B Arrests

Offense	Adult	Juvenile
Bad Checks	0	0
Curfew/Vagrancy	0	0
Disorderly Conduct	0	0
DUI	2	0
Drunkenness	0	0
Family-Non Violent	0	0
Liquor Law Violations	0	0
Peeping Tom	0	0
Runaway	0	0
Trespass	0	0
All Other Offenses	0	0
<b>Total Group B</b>	<b>2</b>	<b>0</b>

TIBRS Group A Offenses	Offenses		Arrests	
	Reported	Cleared	Adult	Juvenile
<b>Crimes Against Persons</b>				
Murder	0	0	0	0
Negligent Manslaughter	0	0	0	0
Kidnaping/Abduction	0	0	0	0
Forcible Rape	0	0	0	0
Forcible Sodomy	0	0	0	0
Sexual Assault W/Object	0	0	0	0
Forcible Fondling	0	0	0	0
Incest	0	0	0	0
Statutory Rape	0	0	0	0
Aggravated Assault	0	0	0	0
Simple Assault	0	0	0	0
Intimidation	1	1	1	0
Stalking	0	0	0	0
<b>Crimes Against Property</b>				
Arson	0	0	0	0
Bribery	0	0	0	0
Burglary	0	0	0	0
Counterfeiting/Forgery	3	3	3	0
Destruction/Damage/Vandalism	0	0	0	0
Embezzlement	0	0	0	0
Extortion/Blackmail	0	0	0	0
Fraud - False Pretenses	9	9	9	0
Fraud - Credit Card/ATM	0	0	0	0
Fraud - Impersonation	0	0	0	0
Fraud - Welfare	0	0	0	0
Fraud - Wire	0	0	0	0
Motor Vehicle Theft	1	1	1	0
Robbery	0	0	0	0
Stolen Property Offenses	0	0	0	0
Theft - Pocket-picking	0	0	0	0
Theft - Purse Snatching	0	0	0	0
Theft - Shoplifting	0	0	0	0
Theft From Building	0	0	0	0
Theft From Coin Machine	0	0	0	0
Theft From Motor Vehicle	0	0	0	0
Theft of Motor Vehicle Parts	0	0	0	0
Theft - All Other Larceny	0	0	0	0
<b>Crimes Against Society</b>				
Drug/Narcotic Violations	57	56	59	0
Drug/Narcotic Equipment Violations	11	11	4	0
Gambling - Betting/Wagering	0	0	0	0
Gambling - Operating/Promoting	0	0	0	0
Gambling - Equipment Violations	0	0	0	0
Gambling - Sports Tampering	0	0	0	0
Pornography/Obscene Material	0	0	0	0
Prostitution	0	0	0	0
Prostitution Assisting/Promoting	0	0	0	0
Weapon Law Violations	1	1	1	0
<b>Total Group A Offenses</b>	<b>83</b>	<b>82</b>	<b>78</b>	<b>0</b>



# 12th Judicial Drug Task Force - 2006

2005 Population Estimate N/A

## Offense Overview

Offense Total 10  
Number Cleared 10  
Percent Cleared 100.00 %

Group A Crimes per 100,000 population N/A

## Arrest Overview

Total Arrests 10  
Adult Arrests 10  
Juvenile Arrests 0  
Unknown Age 0

Arrests per 100,000 population N/A

Average number offenses/incident 1.00

## Domestic Violence Victims

Offense	Total	Arrests
Murder	0	0
Aggravated Assault	0	0
Simple Assault	0	0
Intimidation	0	0
Stalking	0	0
Forcible Rape	0	0
Forcible Sodomy	0	0
Sexual Assault W/Object	0	0
Forcible Fondling	0	0
Incest	0	0
Statutory Rape	0	0
Kidnaping/Abduction	0	0
<b>Total</b>	<b>0</b>	<b>0</b>

## TIBRS Group B Arrests

Offense	Adult	Juvenile
Bad Checks	0	0
Curfew/Vagrancy	0	0
Disorderly Conduct	0	0
DUI	0	0
Drunkenness	0	0
Family-Non Violent	0	0
Liquor Law Violations	0	0
Peeping Tom	0	0
Runaway	0	0
Trespass	0	0
All Other Offenses	0	0
<b>Total Group B</b>	<b>0</b>	<b>0</b>

TIBRS Group A Offenses	Offenses		Arrests	
	Reported	Cleared	Adult	Juvenile
<b>Crimes Against Persons</b>				
Murder	0	0	0	0
Negligent Manslaughter	0	0	0	0
Kidnaping/Abduction	0	0	0	0
Forcible Rape	0	0	0	0
Forcible Sodomy	0	0	0	0
Sexual Assault W/Object	0	0	0	0
Forcible Fondling	0	0	0	0
Incest	0	0	0	0
Statutory Rape	0	0	0	0
Aggravated Assault	0	0	0	0
Simple Assault	0	0	0	0
Intimidation	0	0	0	0
Stalking	0	0	0	0
<b>Crimes Against Property</b>				
Arson	0	0	0	0
Bribery	0	0	0	0
Burglary	0	0	0	0
Counterfeiting/Forgery	0	0	0	0
Destruction/Damage/Vandalism	0	0	0	0
Embezzlement	0	0	0	0
Extortion/Blackmail	0	0	0	0
Fraud - False Pretenses	0	0	0	0
Fraud - Credit Card/ATM	0	0	0	0
Fraud - Impersonation	0	0	0	0
Fraud - Welfare	0	0	0	0
Fraud - Wire	0	0	0	0
Motor Vehicle Theft	0	0	0	0
Robbery	0	0	0	0
Stolen Property Offenses	0	0	0	0
Theft - Pocket-picking	0	0	0	0
Theft - Purse Snatching	0	0	0	0
Theft - Shoplifting	0	0	0	0
Theft From Building	0	0	0	0
Theft From Coin Machine	0	0	0	0
Theft From Motor Vehicle	0	0	0	0
Theft of Motor Vehicle Parts	0	0	0	0
Theft - All Other Larceny	0	0	0	0
<b>Crimes Against Society</b>				
Drug/Narcotic Violations	10	10	10	0
Drug/Narcotic Equipment Violations	0	0	0	0
Gambling - Betting/Wagering	0	0	0	0
Gambling - Operating/Promoting	0	0	0	0
Gambling - Equipment Violations	0	0	0	0
Gambling - Sports Tampering	0	0	0	0
Pornography/Obscene Material	0	0	0	0
Prostitution	0	0	0	0
Prostitution Assisting/Promoting	0	0	0	0
Weapon Law Violations	0	0	0	0
<b>Total Group A Offenses</b>	<b>10</b>	<b>10</b>	<b>10</b>	<b>0</b>



# 13th Judicial Drug Task Force - 2006

2005 Population Estimate N/A

## Offense Overview

Offense Total 12  
Number Cleared 1  
Percent Cleared 8.33 %

Group A Crimes per 100,000 population N/A

## Arrest Overview

Total Arrests 1  
Adult Arrests 1  
Juvenile Arrests 0  
Unknown Age 0

Arrests per 100,000 population N/A

Average number offenses/incident 1.00

## Domestic Violence Victims

Offense	Total	Arrests
Murder	0	0
Aggravated Assault	0	0
Simple Assault	0	0
Intimidation	0	0
Stalking	0	0
Forcible Rape	0	0
Forcible Sodomy	0	0
Sexual Assault W/Object	0	0
Forcible Fondling	0	0
Incest	0	0
Statutory Rape	0	0
Kidnaping/Abduction	0	0
<b>Total</b>	<b>0</b>	<b>0</b>

## TIBRS Group B Arrests

Offense	Adult	Juvenile
Bad Checks	0	0
Curfew/Vagrancy	0	0
Disorderly Conduct	0	0
DUI	0	0
Drunkenness	0	0
Family-Non Violent	0	0
Liquor Law Violations	0	0
Peeping Tom	0	0
Runaway	0	0
Trespass	0	0
All Other Offenses	0	0
<b>Total Group B</b>	<b>0</b>	<b>0</b>

TIBRS Group A Offenses	Offenses		Arrests	
	Reported	Cleared	Adult	Juvenile
<b>Crimes Against Persons</b>				
Murder	0	0	0	0
Negligent Manslaughter	0	0	0	0
Kidnaping/Abduction	0	0	0	0
Forcible Rape	0	0	0	0
Forcible Sodomy	0	0	0	0
Sexual Assault W/Object	0	0	0	0
Forcible Fondling	0	0	0	0
Incest	0	0	0	0
Statutory Rape	0	0	0	0
Aggravated Assault	0	0	0	0
Simple Assault	0	0	0	0
Intimidation	0	0	0	0
Stalking	0	0	0	0
<b>Crimes Against Property</b>				
Arson	0	0	0	0
Bribery	0	0	0	0
Burglary	0	0	0	0
Counterfeiting/Forgery	0	0	0	0
Destruction/Damage/Vandalism	0	0	0	0
Embezzlement	0	0	0	0
Extortion/Blackmail	0	0	0	0
Fraud - False Pretenses	0	0	0	0
Fraud - Credit Card/ATM	0	0	0	0
Fraud - Impersonation	0	0	0	0
Fraud - Welfare	0	0	0	0
Fraud - Wire	0	0	0	0
Motor Vehicle Theft	0	0	0	0
Robbery	0	0	0	0
Stolen Property Offenses	0	0	0	0
Theft - Pocket-picking	0	0	0	0
Theft - Purse Snatching	0	0	0	0
Theft - Shoplifting	0	0	0	0
Theft From Building	0	0	0	0
Theft From Coin Machine	0	0	0	0
Theft From Motor Vehicle	0	0	0	0
Theft of Motor Vehicle Parts	0	0	0	0
Theft - All Other Larceny	0	0	0	0
<b>Crimes Against Society</b>				
Drug/Narcotic Violations	12	1	1	0
Drug/Narcotic Equipment Violations	0	0	0	0
Gambling - Betting/Wagering	0	0	0	0
Gambling - Operating/Promoting	0	0	0	0
Gambling - Equipment Violations	0	0	0	0
Gambling - Sports Tampering	0	0	0	0
Pornography/Obscene Material	0	0	0	0
Prostitution	0	0	0	0
Prostitution Assisting/Promoting	0	0	0	0
Weapon Law Violations	0	0	0	0
<b>Total Group A Offenses</b>	<b>12</b>	<b>1</b>	<b>1</b>	<b>0</b>



2005 Population Estimate N/A

**Offense Overview**

Offense Total 55  
Number Cleared 55  
Percent Cleared 100.00 %

Group A Crimes per 100,000 population N/A

**Arrest Overview**

Total Arrests 56  
Adult Arrests 56  
Juvenile Arrests 0  
Unknown Age 0

Arrests per 100,000 population N/A

Average number offenses/incident 1.17

**Domestic Violence Victims**

Offense	Total	Arrests
Murder	0	0
Aggravated Assault	0	0
Simple Assault	0	0
Intimidation	0	0
Stalking	0	0
Forcible Rape	0	0
Forcible Sodomy	0	0
Sexual Assault W/Object	0	0
Forcible Fondling	0	0
Incest	0	0
Statutory Rape	0	0
Kidnaping/Abduction	0	0
<b>Total</b>	<b>0</b>	<b>0</b>

**TIBRS Group B Arrests**

Offense	Adult	Juvenile
Bad Checks	0	0
Curfew/Vagrancy	0	0
Disorderly Conduct	0	0
DUI	0	0
Drunkenness	0	0
Family-Non Violent	0	0
Liquor Law Violations	0	0
Peeping Tom	0	0
Runaway	0	0
Trespass	0	0
All Other Offenses	0	0
<b>Total Group B</b>	<b>0</b>	<b>0</b>

TIBRS Group A Offenses	Offenses		Arrests	
	Reported	Cleared	Adult	Juvenile
<b>Crimes Against Persons</b>				
Murder	0	0	0	0
Negligent Manslaughter	0	0	0	0
Kidnaping/Abduction	0	0	0	0
Forcible Rape	0	0	0	0
Forcible Sodomy	0	0	0	0
Sexual Assault W/Object	0	0	0	0
Forcible Fondling	0	0	0	0
Incest	0	0	0	0
Statutory Rape	0	0	0	0
Aggravated Assault	0	0	0	0
Simple Assault	1	1	1	0
Intimidation	0	0	0	0
Stalking	0	0	0	0
<b>Crimes Against Property</b>				
Arson	0	0	0	0
Bribery	0	0	0	0
Burglary	0	0	0	0
Counterfeiting/Forgery	0	0	0	0
Destruction/Damage/Vandalism	0	0	0	0
Embezzlement	0	0	0	0
Extortion/Blackmail	0	0	0	0
Fraud - False Pretenses	0	0	0	0
Fraud - Credit Card/ATM	0	0	0	0
Fraud - Impersonation	0	0	0	0
Fraud - Welfare	0	0	0	0
Fraud - Wire	0	0	0	0
Motor Vehicle Theft	0	0	0	0
Robbery	0	0	0	0
Stolen Property Offenses	0	0	0	0
Theft - Pocket-picking	0	0	0	0
Theft - Purse Snatching	0	0	0	0
Theft - Shoplifting	0	0	0	0
Theft From Building	0	0	0	0
Theft From Coin Machine	0	0	0	0
Theft From Motor Vehicle	0	0	0	0
Theft of Motor Vehicle Parts	0	0	0	0
Theft - All Other Larceny	0	0	0	0
<b>Crimes Against Society</b>				
Drug/Narcotic Violations	40	40	48	0
Drug/Narcotic Equipment Violations	14	14	7	0
Gambling - Betting/Wagering	0	0	0	0
Gambling - Operating/Promoting	0	0	0	0
Gambling - Equipment Violations	0	0	0	0
Gambling - Sports Tampering	0	0	0	0
Pornography/Obscene Material	0	0	0	0
Prostitution	0	0	0	0
Prostitution Assisting/Promoting	0	0	0	0
Weapon Law Violations	0	0	0	0
<b>Total Group A Offenses</b>	<b>55</b>	<b>55</b>	<b>56</b>	<b>0</b>



# 15th Judicial Drug Task Force - 2006

2005 Population Estimate N/A

## Offense Overview

Offense Total 139  
Number Cleared 35  
Percent Cleared 25.18 %

Group A Crimes per 100,000 population N/A

## Arrest Overview

Total Arrests 17  
Adult Arrests 17  
Juvenile Arrests 0  
Unknown Age 0

Arrests per 100,000 population N/A

Average number offenses/incident 1.12

## Domestic Violence Victims

Offense	Total	Arrests
Murder	0	0
Aggravated Assault	0	0
Simple Assault	0	0
Intimidation	0	0
Stalking	0	0
Forcible Rape	0	0
Forcible Sodomy	0	0
Sexual Assault W/Object	0	0
Forcible Fondling	0	0
Incest	0	0
Statutory Rape	0	0
Kidnaping/Abduction	0	0
<b>Total</b>	<b>0</b>	<b>0</b>

## TIBRS Group B Arrests

Offense	Adult	Juvenile
Bad Checks	0	0
Curfew/Vagrancy	0	0
Disorderly Conduct	0	0
DUI	0	0
Drunkenness	0	0
Family-Non Violent	0	0
Liquor Law Violations	0	0
Peeping Tom	0	0
Runaway	0	0
Trespass	0	0
All Other Offenses	0	0
<b>Total Group B</b>	<b>0</b>	<b>0</b>

TIBRS Group A Offenses	Offenses		Arrests	
	Reported	Cleared	Adult	Juvenile
<b>Crimes Against Persons</b>				
Murder	0	0	0	0
Negligent Manslaughter	0	0	0	0
Kidnaping/Abduction	0	0	0	0
Forcible Rape	0	0	0	0
Forcible Sodomy	0	0	0	0
Sexual Assault W/Object	0	0	0	0
Forcible Fondling	0	0	0	0
Incest	0	0	0	0
Statutory Rape	0	0	0	0
Aggravated Assault	0	0	0	0
Simple Assault	0	0	0	0
Intimidation	0	0	0	0
Stalking	0	0	0	0
<b>Crimes Against Property</b>				
Arson	0	0	0	0
Bribery	0	0	0	0
Burglary	0	0	0	0
Counterfeiting/Forgery	0	0	0	0
Destruction/Damage/Vandalism	0	0	0	0
Embezzlement	0	0	0	0
Extortion/Blackmail	0	0	0	0
Fraud - False Pretenses	0	0	0	0
Fraud - Credit Card/ATM	0	0	0	0
Fraud - Impersonation	0	0	0	0
Fraud - Welfare	0	0	0	0
Fraud - Wire	0	0	0	0
Motor Vehicle Theft	0	0	0	0
Robbery	0	0	0	0
Stolen Property Offenses	0	0	0	0
Theft - Pocket-picking	0	0	0	0
Theft - Purse Snatching	0	0	0	0
Theft - Shoplifting	0	0	0	0
Theft From Building	0	0	0	0
Theft From Coin Machine	0	0	0	0
Theft From Motor Vehicle	0	0	0	0
Theft of Motor Vehicle Parts	0	0	0	0
Theft - All Other Larceny	0	0	0	0
<b>Crimes Against Society</b>				
Drug/Narcotic Violations	121	25	17	0
Drug/Narcotic Equipment Violations	18	10	0	0
Gambling - Betting/Wagering	0	0	0	0
Gambling - Operating/Promoting	0	0	0	0
Gambling - Equipment Violations	0	0	0	0
Gambling - Sports Tampering	0	0	0	0
Pornography/Obscene Material	0	0	0	0
Prostitution	0	0	0	0
Prostitution Assisting/Promoting	0	0	0	0
Weapon Law Violations	0	0	0	0
<b>Total Group A Offenses</b>	<b>139</b>	<b>35</b>	<b>17</b>	<b>0</b>



# 17th Judicial Drug Task Force - 2006

2005 Population Estimate N/A

## Offense Overview

Offense Total 260  
Number Cleared 181  
Percent Cleared 69.62 %

Group A Crimes per 100,000 population N/A

## Arrest Overview

Total Arrests 182  
Adult Arrests 178  
Juvenile Arrests 4  
Unknown Age 0

Arrests per 100,000 population N/A

Average number offenses/incident 1.06

## Domestic Violence Victims

Offense	Total	Arrests
Murder	0	0
Aggravated Assault	0	0
Simple Assault	0	0
Intimidation	0	0
Stalking	0	0
Forcible Rape	0	0
Forcible Sodomy	0	0
Sexual Assault W/Object	0	0
Forcible Fondling	0	0
Incest	0	0
Statutory Rape	0	0
Kidnaping/Abduction	0	0
<b>Total</b>	<b>0</b>	<b>0</b>

## TIBRS Group B Arrests

Offense	Adult	Juvenile
Bad Checks	0	0
Curfew/Vagrancy	0	0
Disorderly Conduct	0	0
DUI	0	0
Drunkenness	0	0
Family-Non Violent	0	0
Liquor Law Violations	0	0
Peeping Tom	0	0
Runaway	0	0
Trespass	0	0
All Other Offenses	1	0
<b>Total Group B</b>	<b>1</b>	<b>0</b>

TIBRS Group A Offenses	Offenses		Arrests	
	Reported	Cleared	Adult	Juvenile
<b>Crimes Against Persons</b>				
Murder	0	0	0	0
Negligent Manslaughter	0	0	0	0
Kidnaping/Abduction	0	0	0	0
Forcible Rape	0	0	0	0
Forcible Sodomy	0	0	0	0
Sexual Assault W/Object	0	0	0	0
Forcible Fondling	0	0	0	0
Incest	0	0	0	0
Statutory Rape	0	0	0	0
Aggravated Assault	0	0	0	0
Simple Assault	0	0	0	0
Intimidation	0	0	0	0
Stalking	0	0	0	0
<b>Crimes Against Property</b>				
Arson	0	0	0	0
Bribery	0	0	0	0
Burglary	0	0	0	0
Counterfeiting/Forgery	0	0	0	0
Destruction/Damage/Vandalism	0	0	0	0
Embezzlement	0	0	0	0
Extortion/Blackmail	0	0	0	0
Fraud - False Pretenses	0	0	0	0
Fraud - Credit Card/ATM	0	0	0	0
Fraud - Impersonation	0	0	0	0
Fraud - Welfare	0	0	0	0
Fraud - Wire	0	0	0	0
Motor Vehicle Theft	0	0	0	0
Robbery	0	0	0	0
Stolen Property Offenses	0	0	0	0
Theft - Pocket-picking	0	0	0	0
Theft - Purse Snatching	0	0	0	0
Theft - Shoplifting	0	0	0	0
Theft From Building	0	0	0	0
Theft From Coin Machine	0	0	0	0
Theft From Motor Vehicle	0	0	0	0
Theft of Motor Vehicle Parts	0	0	0	0
Theft - All Other Larceny	0	0	0	0
<b>Crimes Against Society</b>				
Drug/Narcotic Violations	237	168	172	4
Drug/Narcotic Equipment Violations	20	10	4	0
Gambling - Betting/Wagering	0	0	0	0
Gambling - Operating/Promoting	0	0	0	0
Gambling - Equipment Violations	0	0	0	0
Gambling - Sports Tampering	0	0	0	0
Pornography/Obscene Material	0	0	0	0
Prostitution	0	0	0	0
Prostitution Assisting/Promoting	0	0	0	0
Weapon Law Violations	3	3	1	0
<b>Total Group A Offenses</b>	<b>260</b>	<b>181</b>	<b>177</b>	<b>4</b>





# 18th Judicial Drug Task Force - 2006

2005 Population Estimate N/A

## Offense Overview

Offense Total 51  
Number Cleared 51  
Percent Cleared 100.00 %

Group A Crimes per 100,000 population N/A

## Arrest Overview

Total Arrests 48  
Adult Arrests 47  
Juvenile Arrests 1  
Unknown Age 0

Arrests per 100,000 population N/A

Average number offenses/incident 1.42

## Domestic Violence Victims

Offense	Total	Arrests
Murder	0	0
Aggravated Assault	0	0
Simple Assault	0	0
Intimidation	0	0
Stalking	0	0
Forcible Rape	0	0
Forcible Sodomy	0	0
Sexual Assault W/Object	0	0
Forcible Fondling	0	0
Incest	0	0
Statutory Rape	0	0
Kidnaping/Abduction	0	0
<b>Total</b>	<b>0</b>	<b>0</b>

## TIBRS Group B Arrests

Offense	Adult	Juvenile
Bad Checks	0	0
Curfew/Vagrancy	0	0
Disorderly Conduct	0	0
DUI	0	0
Drunkenness	0	0
Family-Non Violent	0	0
Liquor Law Violations	0	0
Peeping Tom	0	0
Runaway	0	0
Trespass	0	0
All Other Offenses	1	0
<b>Total Group B</b>	<b>1</b>	<b>0</b>

TIBRS Group A Offenses	Offenses		Arrests	
	Reported	Cleared	Adult	Juvenile
<b>Crimes Against Persons</b>				
Murder	0	0	0	0
Negligent Manslaughter	0	0	0	0
Kidnaping/Abduction	0	0	0	0
Forcible Rape	0	0	0	0
Forcible Sodomy	0	0	0	0
Sexual Assault W/Object	0	0	0	0
Forcible Fondling	0	0	0	0
Incest	0	0	0	0
Statutory Rape	0	0	0	0
Aggravated Assault	0	0	0	0
Simple Assault	0	0	0	0
Intimidation	0	0	0	0
Stalking	0	0	0	0
<b>Crimes Against Property</b>				
Arson	0	0	0	0
Bribery	0	0	0	0
Burglary	0	0	0	0
Counterfeiting/Forgery	0	0	0	0
Destruction/Damage/Vandalism	0	0	0	0
Embezzlement	0	0	0	0
Extortion/Blackmail	0	0	0	0
Fraud - False Pretenses	3	3	2	0
Fraud - Credit Card/ATM	0	0	0	0
Fraud - Impersonation	0	0	0	0
Fraud - Welfare	0	0	0	0
Fraud - Wire	0	0	0	0
Motor Vehicle Theft	0	0	0	0
Robbery	0	0	0	0
Stolen Property Offenses	0	0	0	0
Theft - Pocket-picking	0	0	0	0
Theft - Purse Snatching	0	0	0	0
Theft - Shoplifting	0	0	0	0
Theft From Building	0	0	0	0
Theft From Coin Machine	0	0	0	0
Theft From Motor Vehicle	0	0	0	0
Theft of Motor Vehicle Parts	0	0	0	0
Theft - All Other Larceny	0	0	0	0
<b>Crimes Against Society</b>				
Drug/Narcotic Violations	32	32	41	1
Drug/Narcotic Equipment Violations	13	13	3	0
Gambling - Betting/Wagering	0	0	0	0
Gambling - Operating/Promoting	0	0	0	0
Gambling - Equipment Violations	0	0	0	0
Gambling - Sports Tampering	0	0	0	0
Pornography/Obscene Material	0	0	0	0
Prostitution	0	0	0	0
Prostitution Assisting/Promoting	0	0	0	0
Weapon Law Violations	3	3	0	0
<b>Total Group A Offenses</b>	<b>51</b>	<b>51</b>	<b>46</b>	<b>1</b>



# 19th Judicial Drug Task Force - 2006

2005 Population Estimate N/A

## Offense Overview

Offense Total 447  
Number Cleared 346  
Percent Cleared 77.40 %

Group A Crimes per 100,000 population N/A

## Arrest Overview

Total Arrests 95  
Adult Arrests 95  
Juvenile Arrests 0  
Unknown Age 0

Arrests per 100,000 population N/A

Average number offenses/incident 1.27

## Domestic Violence Victims

Offense	Total	Arrests
Murder	0	0
Aggravated Assault	0	0
Simple Assault	0	0
Intimidation	0	0
Stalking	0	0
Forcible Rape	0	0
Forcible Sodomy	0	0
Sexual Assault W/Object	0	0
Forcible Fondling	0	0
Incest	0	0
Statutory Rape	0	0
Kidnaping/Abduction	0	0
<b>Total</b>	<b>0</b>	<b>0</b>

## TIBRS Group B Arrests

Offense	Adult	Juvenile
Bad Checks	0	0
Curfew/Vagrancy	0	0
Disorderly Conduct	0	0
DUI	0	0
Drunkenness	0	0
Family-Non Violent	0	0
Liquor Law Violations	0	0
Peeping Tom	0	0
Runaway	0	0
Trespass	0	0
All Other Offenses	0	0
<b>Total Group B</b>	<b>0</b>	<b>0</b>

TIBRS Group A Offenses	Offenses		Arrests	
	Reported	Cleared	Adult	Juvenile
<b>Crimes Against Persons</b>				
Murder	0	0	0	0
Negligent Manslaughter	0	0	0	0
Kidnaping/Abduction	0	0	0	0
Forcible Rape	0	0	0	0
Forcible Sodomy	0	0	0	0
Sexual Assault W/Object	0	0	0	0
Forcible Fondling	0	0	0	0
Incest	0	0	0	0
Statutory Rape	0	0	0	0
Aggravated Assault	0	0	0	0
Simple Assault	0	0	0	0
Intimidation	0	0	0	0
Stalking	0	0	0	0
<b>Crimes Against Property</b>				
Arson	0	0	0	0
Bribery	0	0	0	0
Burglary	0	0	0	0
Counterfeiting/Forgery	184	164	34	0
Destruction/Damage/Vandalism	0	0	0	0
Embezzlement	0	0	0	0
Extortion/Blackmail	0	0	0	0
Fraud - False Pretenses	127	118	8	0
Fraud - Credit Card/ATM	0	0	0	0
Fraud - Impersonation	0	0	0	0
Fraud - Welfare	0	0	0	0
Fraud - Wire	1	0	0	0
Motor Vehicle Theft	0	0	0	0
Robbery	0	0	0	0
Stolen Property Offenses	0	0	0	0
Theft - Pocket-picking	0	0	0	0
Theft - Purse Snatching	0	0	0	0
Theft - Shoplifting	0	0	0	0
Theft From Building	0	0	0	0
Theft From Coin Machine	0	0	0	0
Theft From Motor Vehicle	0	0	0	0
Theft of Motor Vehicle Parts	0	0	0	0
Theft - All Other Larceny	0	0	0	0
<b>Crimes Against Society</b>				
Drug/Narcotic Violations	83	26	26	0
Drug/Narcotic Equipment Violations	52	38	27	0
Gambling - Betting/Wagering	0	0	0	0
Gambling - Operating/Promoting	0	0	0	0
Gambling - Equipment Violations	0	0	0	0
Gambling - Sports Tampering	0	0	0	0
Pornography/Obscene Material	0	0	0	0
Prostitution	0	0	0	0
Prostitution Assisting/Promoting	0	0	0	0
Weapon Law Violations	0	0	0	0
<b>Total Group A Offenses</b>	<b>447</b>	<b>346</b>	<b>95</b>	<b>0</b>



2005 Population Estimate N/A

**Offense Overview**

Offense Total 251  
Number Cleared 169  
Percent Cleared 67.33 %

Group A Crimes per 100,000 population N/A

**Arrest Overview**

Total Arrests 126  
Adult Arrests 126  
Juvenile Arrests 0  
Unknown Age 0

Arrests per 100,000 population N/A

Average number offenses/incident 1.48

**Domestic Violence Victims**

Offense	Total	Arrests
Murder	0	0
Aggravated Assault	0	0
Simple Assault	0	0
Intimidation	0	0
Stalking	0	0
Forcible Rape	0	0
Forcible Sodomy	0	0
Sexual Assault W/Object	0	0
Forcible Fondling	0	0
Incest	0	0
Statutory Rape	0	0
Kidnaping/Abduction	0	0
<b>Total</b>	<b>0</b>	<b>0</b>

**TIBRS Group B Arrests**

Offense	Adult	Juvenile
Bad Checks	0	0
Curfew/Vagrancy	0	0
Disorderly Conduct	0	0
DUI	0	0
Drunkenness	0	0
Family-Non Violent	0	0
Liquor Law Violations	0	0
Peeping Tom	0	0
Runaway	0	0
Trespass	0	0
All Other Offenses	0	0
<b>Total Group B</b>	<b>0</b>	<b>0</b>

TIBRS Group A Offenses	Offenses		Arrests	
	Reported	Cleared	Adult	Juvenile
<b>Crimes Against Persons</b>				
Murder	0	0	0	0
Negligent Manslaughter	0	0	0	0
Kidnaping/Abduction	0	0	0	0
Forcible Rape	0	0	0	0
Forcible Sodomy	0	0	0	0
Sexual Assault W/Object	0	0	0	0
Forcible Fondling	0	0	0	0
Incest	0	0	0	0
Statutory Rape	0	0	0	0
Aggravated Assault	0	0	0	0
Simple Assault	0	0	0	0
Intimidation	0	0	0	0
Stalking	0	0	0	0
<b>Crimes Against Property</b>				
Arson	0	0	0	0
Bribery	0	0	0	0
Burglary	0	0	0	0
Counterfeiting/Forgery	16	9	1	0
Destruction/Damage/Vandalism	0	0	0	0
Embezzlement	0	0	0	0
Extortion/Blackmail	0	0	0	0
Fraud - False Pretenses	15	8	8	0
Fraud - Credit Card/ATM	0	0	0	0
Fraud - Impersonation	0	0	0	0
Fraud - Welfare	0	0	0	0
Fraud - Wire	0	0	0	0
Motor Vehicle Theft	0	0	0	0
Robbery	0	0	0	0
Stolen Property Offenses	0	0	0	0
Theft - Pocket-picking	0	0	0	0
Theft - Purse Snatching	0	0	0	0
Theft - Shoplifting	0	0	0	0
Theft From Building	0	0	0	0
Theft From Coin Machine	0	0	0	0
Theft From Motor Vehicle	0	0	0	0
Theft of Motor Vehicle Parts	0	0	0	0
Theft - All Other Larceny	0	0	0	0
<b>Crimes Against Society</b>				
Drug/Narcotic Violations	142	101	109	0
Drug/Narcotic Equipment Violations	77	51	8	0
Gambling - Betting/Wagering	0	0	0	0
Gambling - Operating/Promoting	0	0	0	0
Gambling - Equipment Violations	0	0	0	0
Gambling - Sports Tampering	0	0	0	0
Pornography/Obscene Material	0	0	0	0
Prostitution	0	0	0	0
Prostitution Assisting/Promoting	0	0	0	0
Weapon Law Violations	1	0	0	0
<b>Total Group A Offenses</b>	<b>251</b>	<b>169</b>	<b>126</b>	<b>0</b>



2005 Population Estimate N/A

**Offense Overview**

Offense Total 112  
Number Cleared 37  
Percent Cleared 33.04 %

Group A Crimes per 100,000 population N/A

**Arrest Overview**

Total Arrests 43  
Adult Arrests 41  
Juvenile Arrests 2  
Unknown Age 0

Arrests per 100,000 population N/A

Average number offenses/incident 1.15

**Domestic Violence Victims**

Offense	Total	Arrests
Murder	0	0
Aggravated Assault	0	0
Simple Assault	0	0
Intimidation	0	0
Stalking	0	0
Forcible Rape	0	0
Forcible Sodomy	0	0
Sexual Assault W/Object	0	0
Forcible Fondling	0	0
Incest	0	0
Statutory Rape	0	0
Kidnaping/Abduction	0	0
<b>Total</b>	<b>0</b>	<b>0</b>

**TIBRS Group B Arrests**

Offense	Adult	Juvenile
Bad Checks	0	0
Curfew/Vagrancy	0	0
Disorderly Conduct	0	0
DUI	0	0
Drunkenness	0	0
Family-Non Violent	0	0
Liquor Law Violations	1	1
Peeping Tom	0	0
Runaway	0	0
Trespass	0	0
All Other Offenses	0	0
<b>Total Group B</b>	<b>1</b>	<b>1</b>

TIBRS Group A Offenses	Offenses		Arrests	
	Reported	Cleared	Adult	Juvenile
<b>Crimes Against Persons</b>				
Murder	0	0	0	0
Negligent Manslaughter	0	0	0	0
Kidnaping/Abduction	0	0	0	0
Forcible Rape	0	0	0	0
Forcible Sodomy	0	0	0	0
Sexual Assault W/Object	0	0	0	0
Forcible Fondling	0	0	0	0
Incest	0	0	0	0
Statutory Rape	0	0	0	0
Aggravated Assault	0	0	0	0
Simple Assault	0	0	0	0
Intimidation	0	0	0	0
Stalking	0	0	0	0
<b>Crimes Against Property</b>				
Arson	0	0	0	0
Bribery	0	0	0	0
Burglary	0	0	0	0
Counterfeiting/Forgery	0	0	0	0
Destruction/Damage/Vandalism	0	0	0	0
Embezzlement	0	0	0	0
Extortion/Blackmail	0	0	0	0
Fraud - False Pretenses	0	0	0	0
Fraud - Credit Card/ATM	0	0	0	0
Fraud - Impersonation	0	0	0	0
Fraud - Welfare	0	0	0	0
Fraud - Wire	0	0	0	0
Motor Vehicle Theft	0	0	0	0
Robbery	0	0	0	0
Stolen Property Offenses	0	0	0	0
Theft - Pocket-picking	0	0	0	0
Theft - Purse Snatching	0	0	0	0
Theft - Shoplifting	0	0	0	0
Theft From Building	0	0	0	0
Theft From Coin Machine	0	0	0	0
Theft From Motor Vehicle	0	0	0	0
Theft of Motor Vehicle Parts	0	0	0	0
Theft - All Other Larceny	0	0	0	0
<b>Crimes Against Society</b>				
Drug/Narcotic Violations	94	29	38	1
Drug/Narcotic Equipment Violations	18	8	2	0
Gambling - Betting/Wagering	0	0	0	0
Gambling - Operating/Promoting	0	0	0	0
Gambling - Equipment Violations	0	0	0	0
Gambling - Sports Tampering	0	0	0	0
Pornography/Obscene Material	0	0	0	0
Prostitution	0	0	0	0
Prostitution Assisting/Promoting	0	0	0	0
Weapon Law Violations	0	0	0	0
<b>Total Group A Offenses</b>	<b>112</b>	<b>37</b>	<b>40</b>	<b>1</b>



# 23rd Judicial Drug Task Force - 2006

2005 Population Estimate N/A

## Offense Overview

Offense Total 227  
Number Cleared 44  
Percent Cleared 19.38 %

Group A Crimes per 100,000 population N/A

## Arrest Overview

Total Arrests 37  
Adult Arrests 36  
Juvenile Arrests 1  
Unknown Age 0

Arrests per 100,000 population N/A

Average number offenses/incident 1.15

## Domestic Violence Victims

Offense	Total	Arrests
Murder	0	0
Aggravated Assault	0	0
Simple Assault	0	0
Intimidation	0	0
Stalking	0	0
Forcible Rape	0	0
Forcible Sodomy	0	0
Sexual Assault W/Object	0	0
Forcible Fondling	0	0
Incest	0	0
Statutory Rape	0	0
Kidnaping/Abduction	0	0
<b>Total</b>	<b>0</b>	<b>0</b>

## TIBRS Group B Arrests

Offense	Adult	Juvenile
Bad Checks	0	0
Curfew/Vagrancy	0	0
Disorderly Conduct	0	0
DUI	0	0
Drunkenness	1	0
Family-Non Violent	0	0
Liquor Law Violations	0	0
Peeping Tom	0	0
Runaway	0	0
Trespass	0	0
All Other Offenses	0	0
<b>Total Group B</b>	<b>1</b>	<b>0</b>

TIBRS Group A Offenses	Offenses		Arrests	
	Reported	Cleared	Adult	Juvenile
<b>Crimes Against Persons</b>				
Murder	0	0	0	0
Negligent Manslaughter	0	0	0	0
Kidnaping/Abduction	0	0	0	0
Forcible Rape	0	0	0	0
Forcible Sodomy	0	0	0	0
Sexual Assault W/Object	0	0	0	0
Forcible Fondling	0	0	0	0
Incest	0	0	0	0
Statutory Rape	0	0	0	0
Aggravated Assault	0	0	0	0
Simple Assault	0	0	0	0
Intimidation	0	0	0	0
Stalking	0	0	0	0
<b>Crimes Against Property</b>				
Arson	0	0	0	0
Bribery	0	0	0	0
Burglary	0	0	0	0
Counterfeiting/Forgery	1	1	0	0
Destruction/Damage/Vandalism	0	0	0	0
Embezzlement	0	0	0	0
Extortion/Blackmail	0	0	0	0
Fraud - False Pretenses	0	0	0	0
Fraud - Credit Card/ATM	0	0	0	0
Fraud - Impersonation	0	0	0	0
Fraud - Welfare	0	0	0	0
Fraud - Wire	0	0	0	0
Motor Vehicle Theft	0	0	0	0
Robbery	0	0	0	0
Stolen Property Offenses	1	1	1	0
Theft - Pocket-picking	0	0	0	0
Theft - Purse Snatching	0	0	0	0
Theft - Shoplifting	0	0	0	0
Theft From Building	0	0	0	0
Theft From Coin Machine	0	0	0	0
Theft From Motor Vehicle	0	0	0	0
Theft of Motor Vehicle Parts	0	0	0	0
Theft - All Other Larceny	1	0	0	0
<b>Crimes Against Society</b>				
Drug/Narcotic Violations	195	30	34	1
Drug/Narcotic Equipment Violations	28	11	0	0
Gambling - Betting/Wagering	0	0	0	0
Gambling - Operating/Promoting	0	0	0	0
Gambling - Equipment Violations	0	0	0	0
Gambling - Sports Tampering	0	0	0	0
Pornography/Obscene Material	0	0	0	0
Prostitution	0	0	0	0
Prostitution Assisting/Promoting	0	0	0	0
Weapon Law Violations	1	1	0	0
<b>Total Group A Offenses</b>	<b>227</b>	<b>44</b>	<b>35</b>	<b>1</b>



# 24th Judicial Drug Task Force - 2006

2005 Population Estimate N/A

## Offense Overview

Offense Total 149  
Number Cleared 148  
Percent Cleared 99.33 %

Group A Crimes per 100,000 population N/A

## Arrest Overview

Total Arrests 138  
Adult Arrests 135  
Juvenile Arrests 3  
Unknown Age 0

Arrests per 100,000 population N/A

Average number offenses/incident 1.54

## Domestic Violence Victims

Offense	Total	Arrests
Murder	0	0
Aggravated Assault	0	0
Simple Assault	0	0
Intimidation	0	0
Stalking	0	0
Forcible Rape	0	0
Forcible Sodomy	0	0
Sexual Assault W/Object	0	0
Forcible Fondling	0	0
Incest	0	0
Statutory Rape	0	0
Kidnaping/Abduction	0	0
<b>Total</b>	<b>0</b>	<b>0</b>

## TIBRS Group B Arrests

Offense	Adult	Juvenile
Bad Checks	0	0
Curfew/Vagrancy	0	0
Disorderly Conduct	0	0
DUI	0	0
Drunkenness	0	0
Family-Non Violent	1	0
Liquor Law Violations	0	0
Peeping Tom	0	0
Runaway	0	0
Trespass	0	0
All Other Offenses	1	0
<b>Total Group B</b>	<b>2</b>	<b>0</b>

TIBRS Group A Offenses	Offenses		Arrests	
	Reported	Cleared	Adult	Juvenile
<b>Crimes Against Persons</b>				
Murder	0	0	0	0
Negligent Manslaughter	0	0	0	0
Kidnaping/Abduction	0	0	0	0
Forcible Rape	0	0	0	0
Forcible Sodomy	0	0	0	0
Sexual Assault W/Object	0	0	0	0
Forcible Fondling	0	0	0	0
Incest	0	0	0	0
Statutory Rape	0	0	0	0
Aggravated Assault	0	0	0	0
Simple Assault	0	0	0	0
Intimidation	0	0	0	0
Stalking	0	0	0	0
<b>Crimes Against Property</b>				
Arson	0	0	0	0
Bribery	0	0	0	0
Burglary	0	0	0	0
Counterfeiting/Forgery	0	0	0	0
Destruction/Damage/Vandalism	0	0	0	0
Embezzlement	0	0	0	0
Extortion/Blackmail	0	0	0	0
Fraud - False Pretenses	0	0	0	0
Fraud - Credit Card/ATM	0	0	0	0
Fraud - Impersonation	0	0	0	0
Fraud - Welfare	0	0	0	0
Fraud - Wire	0	0	0	0
Motor Vehicle Theft	0	0	0	0
Robbery	0	0	0	0
Stolen Property Offenses	0	0	0	0
Theft - Pocket-picking	0	0	0	0
Theft - Purse Snatching	0	0	0	0
Theft - Shoplifting	0	0	0	0
Theft From Building	0	0	0	0
Theft From Coin Machine	0	0	0	0
Theft From Motor Vehicle	0	0	0	0
Theft of Motor Vehicle Parts	0	0	0	0
Theft - All Other Larceny	0	0	0	0
<b>Crimes Against Society</b>				
Drug/Narcotic Violations	89	88	125	3
Drug/Narcotic Equipment Violations	54	54	7	0
Gambling - Betting/Wagering	0	0	0	0
Gambling - Operating/Promoting	0	0	0	0
Gambling - Equipment Violations	0	0	0	0
Gambling - Sports Tampering	0	0	0	0
Pornography/Obscene Material	0	0	0	0
Prostitution	0	0	0	0
Prostitution Assisting/Promoting	0	0	0	0
Weapon Law Violations	6	6	1	0
<b>Total Group A Offenses</b>	<b>149</b>	<b>148</b>	<b>133</b>	<b>3</b>



2005 Population Estimate N/A

**Offense Overview**

Offense Total 108  
Number Cleared 93  
Percent Cleared 86.11 %

Group A Crimes per 100,000 population N/A

**Arrest Overview**

Total Arrests 68  
Adult Arrests 67  
Juvenile Arrests 1  
Unknown Age 0

Arrests per 100,000 population N/A

Average number offenses/incident 1.40

**Domestic Violence Victims**

Offense	Total	Arrests
Murder	0	0
Aggravated Assault	0	0
Simple Assault	0	0
Intimidation	0	0
Stalking	0	0
Forcible Rape	0	0
Forcible Sodomy	0	0
Sexual Assault W/Object	0	0
Forcible Fondling	0	0
Incest	0	0
Statutory Rape	0	0
Kidnaping/Abduction	0	0
<b>Total</b>	<b>0</b>	<b>0</b>

**TIBRS Group B Arrests**

Offense	Adult	Juvenile
Bad Checks	0	0
Curfew/Vagrancy	0	0
Disorderly Conduct	1	0
DUI	0	0
Drunkenness	0	0
Family-Non Violent	0	0
Liquor Law Violations	0	0
Peeping Tom	0	0
Runaway	0	0
Trespass	0	0
All Other Offenses	2	0
<b>Total Group B</b>	<b>3</b>	<b>0</b>

TIBRS Group A Offenses	Offenses		Arrests	
	Reported	Cleared	Adult	Juvenile
<b>Crimes Against Persons</b>				
Murder	0	0	0	0
Negligent Manslaughter	0	0	0	0
Kidnaping/Abduction	0	0	0	0
Forcible Rape	0	0	0	0
Forcible Sodomy	0	0	0	0
Sexual Assault W/Object	0	0	0	0
Forcible Fondling	0	0	0	0
Incest	0	0	0	0
Statutory Rape	0	0	0	0
Aggravated Assault	2	2	1	0
Simple Assault	0	0	0	0
Intimidation	1	1	0	0
Stalking	0	0	0	0
<b>Crimes Against Property</b>				
Arson	0	0	0	0
Bribery	0	0	0	0
Burglary	0	0	0	0
Counterfeiting/Forgery	0	0	0	0
Destruction/Damage/Vandalism	0	0	0	0
Embezzlement	0	0	0	0
Extortion/Blackmail	0	0	0	0
Fraud - False Pretenses	1	1	1	0
Fraud - Credit Card/ATM	0	0	0	0
Fraud - Impersonation	0	0	0	0
Fraud - Welfare	0	0	0	0
Fraud - Wire	0	0	0	0
Motor Vehicle Theft	0	0	0	0
Robbery	0	0	0	0
Stolen Property Offenses	0	0	0	0
Theft - Pocket-picking	0	0	0	0
Theft - Purse Snatching	0	0	0	0
Theft - Shoplifting	0	0	0	0
Theft From Building	0	0	0	0
Theft From Coin Machine	0	0	0	0
Theft From Motor Vehicle	0	0	0	0
Theft of Motor Vehicle Parts	0	0	0	0
Theft - All Other Larceny	0	0	0	0
<b>Crimes Against Society</b>				
Drug/Narcotic Violations	62	48	52	1
Drug/Narcotic Equipment Violations	34	33	8	0
Gambling - Betting/Wagering	0	0	0	0
Gambling - Operating/Promoting	0	0	0	0
Gambling - Equipment Violations	0	0	0	0
Gambling - Sports Tampering	0	0	0	0
Pornography/Obscene Material	0	0	0	0
Prostitution	0	0	0	0
Prostitution Assisting/Promoting	0	0	0	0
Weapon Law Violations	8	8	2	0
<b>Total Group A Offenses</b>	<b>108</b>	<b>93</b>	<b>64</b>	<b>1</b>



# 31st Judicial Drug Task Force - 2006

2005 Population Estimate N/A

## Offense Overview

Offense Total 7  
Number Cleared 6  
Percent Cleared 85.71 %

Group A Crimes per 100,000 population N/A

## Arrest Overview

Total Arrests 3  
Adult Arrests 3  
Juvenile Arrests 0  
Unknown Age 0

Arrests per 100,000 population N/A

Average number offenses/incident 1.75

## Domestic Violence Victims

Offense	Total	Arrests
Murder	0	0
Aggravated Assault	0	0
Simple Assault	0	0
Intimidation	0	0
Stalking	0	0
Forcible Rape	0	0
Forcible Sodomy	0	0
Sexual Assault W/Object	0	0
Forcible Fondling	0	0
Incest	0	0
Statutory Rape	0	0
Kidnaping/Abduction	0	0
<b>Total</b>	<b>0</b>	<b>0</b>

## TIBRS Group B Arrests

Offense	Adult	Juvenile
Bad Checks	0	0
Curfew/Vagrancy	0	0
Disorderly Conduct	0	0
DUI	0	0
Drunkenness	0	0
Family-Non Violent	0	0
Liquor Law Violations	0	0
Peeping Tom	0	0
Runaway	0	0
Trespass	0	0
All Other Offenses	0	0
<b>Total Group B</b>	<b>0</b>	<b>0</b>

TIBRS Group A Offenses	Offenses		Arrests	
	Reported	Cleared	Adult	Juvenile
<b>Crimes Against Persons</b>				
Murder	0	0	0	0
Negligent Manslaughter	0	0	0	0
Kidnaping/Abduction	0	0	0	0
Forcible Rape	0	0	0	0
Forcible Sodomy	0	0	0	0
Sexual Assault W/Object	0	0	0	0
Forcible Fondling	0	0	0	0
Incest	0	0	0	0
Statutory Rape	1	0	0	0
Aggravated Assault	0	0	0	0
Simple Assault	0	0	0	0
Intimidation	0	0	0	0
Stalking	0	0	0	0
<b>Crimes Against Property</b>				
Arson	0	0	0	0
Bribery	0	0	0	0
Burglary	0	0	0	0
Counterfeiting/Forgery	0	0	0	0
Destruction/Damage/Vandalism	0	0	0	0
Embezzlement	0	0	0	0
Extortion/Blackmail	0	0	0	0
Fraud - False Pretenses	0	0	0	0
Fraud - Credit Card/ATM	0	0	0	0
Fraud - Impersonation	0	0	0	0
Fraud - Welfare	0	0	0	0
Fraud - Wire	0	0	0	0
Motor Vehicle Theft	0	0	0	0
Robbery	0	0	0	0
Stolen Property Offenses	1	1	0	0
Theft - Pocket-picking	0	0	0	0
Theft - Purse Snatching	0	0	0	0
Theft - Shoplifting	0	0	0	0
Theft From Building	0	0	0	0
Theft From Coin Machine	0	0	0	0
Theft From Motor Vehicle	0	0	0	0
Theft of Motor Vehicle Parts	0	0	0	0
Theft - All Other Larceny	0	0	0	0
<b>Crimes Against Society</b>				
Drug/Narcotic Violations	2	2	2	0
Drug/Narcotic Equipment Violations	2	2	0	0
Gambling - Betting/Wagering	0	0	0	0
Gambling - Operating/Promoting	0	0	0	0
Gambling - Equipment Violations	0	0	0	0
Gambling - Sports Tampering	0	0	0	0
Pornography/Obscene Material	1	1	1	0
Prostitution	0	0	0	0
Prostitution Assisting/Promoting	0	0	0	0
Weapon Law Violations	0	0	0	0
<b>Total Group A Offenses</b>	<b>7</b>	<b>6</b>	<b>3</b>	<b>0</b>





# West Tennessee Violent Crimes Task Force - 2006

<b>2005 Population Estimate</b>	N/A
<b>Offense Overview</b>	
Offense Total	245
Number Cleared	245
Percent Cleared	100.00 %

Group A Crimes per 100,000 population N/A

<b>Arrest Overview</b>	
Total Arrests	279
Adult Arrests	279
Juvenile Arrests	0
Unknown Age	0

Arrests per 100,000 population N/A

Average number offenses/incident 1.28

Domestic Violence Victims		
Offense	Total	Arrests
Murder	0	0
Aggravated Assault	0	0
Simple Assault	0	0
Intimidation	0	0
Stalking	0	0
Forcible Rape	0	0
Forcible Sodomy	0	0
Sexual Assault W/Object	0	0
Forcible Fondling	0	0
Incest	0	0
Statutory Rape	0	0
Kidnaping/Abduction	0	0
<b>Total</b>	<b>0</b>	<b>0</b>

TIBRS Group B Arrests		
Offense	Adult	Juvenile
Bad Checks	0	0
Curfew/Vagrancy	0	0
Disorderly Conduct	0	0
DUI	2	0
Drunkenness	0	0
Family-Non Violent	0	0
Liquor Law Violations	2	0
Peeping Tom	0	0
Runaway	0	0
Trespass	0	0
All Other Offenses	6	0
<b>Total Group B</b>	<b>10</b>	<b>0</b>

TIBRS Group A Offenses	Offenses		Arrests	
	Reported	Cleared	Adult	Juvenile
<b>Crimes Against Persons</b>				
Murder	0	0	0	0
Negligent Manslaughter	0	0	0	0
Kidnaping/Abduction	0	0	0	0
Forcible Rape	0	0	0	0
Forcible Sodomy	0	0	0	0
Sexual Assault W/Object	0	0	0	0
Forcible Fondling	0	0	0	0
Incest	0	0	0	0
Statutory Rape	0	0	0	0
Aggravated Assault	2	2	5	0
Simple Assault	0	0	0	0
Intimidation	0	0	0	0
Stalking	0	0	0	0
<b>Crimes Against Property</b>				
Arson	0	0	0	0
Bribery	0	0	0	0
Burglary	0	0	0	0
Counterfeiting/Forgery	0	0	0	0
Destruction/Damage/Vandalism	0	0	0	0
Embezzlement	0	0	0	0
Extortion/Blackmail	0	0	0	0
Fraud - False Pretenses	0	0	0	0
Fraud - Credit Card/ATM	0	0	0	0
Fraud - Impersonation	0	0	0	0
Fraud - Welfare	0	0	0	0
Fraud - Wire	0	0	0	0
Motor Vehicle Theft	0	0	0	0
Robbery	0	0	0	0
Stolen Property Offenses	0	0	0	0
Theft - Pocket-picking	0	0	0	0
Theft - Purse Snatching	0	0	0	0
Theft - Shoplifting	0	0	0	0
Theft From Building	0	0	0	0
Theft From Coin Machine	0	0	0	0
Theft From Motor Vehicle	0	0	0	0
Theft of Motor Vehicle Parts	0	0	0	0
Theft - All Other Larceny	0	0	0	0
<b>Crimes Against Society</b>				
Drug/Narcotic Violations	169	169	236	0
Drug/Narcotic Equipment Violations	64	64	26	0
Gambling - Betting/Wagering	0	0	0	0
Gambling - Operating/Promoting	0	0	0	0
Gambling - Equipment Violations	0	0	0	0
Gambling - Sports Tampering	0	0	0	0
Pornography/Obscene Material	0	0	0	0
Prostitution	0	0	0	0
Prostitution Assisting/Promoting	0	0	0	0
Weapon Law Violations	10	10	2	0
<b>Total Group A Offenses</b>	<b>245</b>	<b>245</b>	<b>269</b>	<b>0</b>





The seal of the Tennessee Bureau of Investigation (TBI) is a circular emblem. It features a central shield with a yellow map of Tennessee and the letters 'TBI' in blue. Above the shield is a banner with the words 'BRAVERY' and 'INTEGRITY'. The shield is flanked by two stars. The entire seal is surrounded by a yellow border with a scalloped edge. The words 'TENNESSEE' and 'BUREAU OF INVESTIGATION' are written in blue around the inner circle of the seal.

# STATE AGENCIES

## 2006

**NOTE: THE GREAT MAJORITY OF STATE LEVEL LAW ENFORCEMENT AGENCIES ARE NOT FIRST RESPONDERS TO CRIME INCIDENTS BUT PROVIDE INVESTIGATIVE, TECHNICAL, OR FORENSIC SUPPORT TO OTHER AGENCIES INCLUDING SHERIFF'S DEPARTMENTS, MUNICIPAL POLICE DEPARTMENTS, AND DRUG TASK FORCES.**

**THE AGENCIES THAT USE THE INVESTIGATIVE, TECHNICAL, OR FORENSIC SUPPORT PROVIDED BY THESE STATE LEVEL LAW ENFORCEMENT AGENCIES MOST OFTEN ARE FIRST RESPONDERS, AND THEREFORE IT IS THEIR RESPONSIBILITY TO SUBMIT CRIME STATISTICS TO THE TIBRS PROGRAM AND THE NUMBERS WILL BE INCLUDED IN THEIR DATA. REPORTS ARE NOT SUBMITTED BY STATE LEVEL AGENCIES IN THESE CASES IN ORDER TO AVOID DUPLICATE REPORTING AND THE RESULTING INFLATED STATISTICS AND INACCURATE DATA.**

# Office of Inspector General - 2006

2005 Population Estimate N/A

## Offense Overview

Offense Total 157  
Number Cleared 157  
Percent Cleared 100.0%

Group A Crimes per 100,000 population N/A

## Arrest Overview

Total Arrests 83  
Adult Arrests 83  
Juvenile Arrests 0  
Unknown Age 0

Arrests per 100,000 population N/A

Avg. number offenses/incident 1.96

## Domestic Violence Victims

Offense	Total	Arrests
Murder	0	0
Aggravated Assault	0	0
Simple Assault	0	0
Intimidation	0	0
Stalking	0	0
Forcible Rape	0	0
Forcible Sodomy	0	0
Sexual Assault w/Object	0	0
Forcible Fondling	0	0
Incest	0	0
Statutory Rape	0	0
Kidnapping/Abduction	0	0
<b>Total</b>	<b>0</b>	<b>0</b>

## TIBRS Group B Arrests

Offense	Adult	Juvenile
Bad Checks	0	0
Curfew/Vagrancy	0	0
Disorderly Conduct	0	0
DUI	0	0
Drunkenness	0	0
Family-Non Violent	0	0
Liquor Law Violation	0	0
Peeping Tom	0	0
Runaway	0	0
Trespass	0	0
All Other Offense	0	0
<b>Total Group B</b>	<b>0</b>	<b>0</b>

TIBRS Group A Offenses	Offenses		Arrests	
	Reported	Cleared	Adult	Juvenile
<b>Crimes Against Persons</b>				
Murder	0	0	0	0
Negligent Manslaughter	0	0	0	0
Kidnapping/Abduction	0	0	0	0
Forcible Rape	0	0	0	0
Forcible Sodomy	0	0	0	0
Sexual Assault w/Object	0	0	0	0
Forcible Fondling	0	0	0	0
Incest	0	0	0	0
Statutory Rape	0	0	0	0
Aggravated Assault	0	0	0	0
Simple Assault	0	0	0	0
Intimidation	0	0	0	0
Stalking	0	0	0	0
<b>Crimes Against Property</b>				
Arson	0	0	0	0
Bribery	0	0	0	0
Burglary	0	0	0	0
Counterfeiting/Forgery	28	28	10	0
Destruction/Damage/Vandalism	0	0	0	0
Embezzlement	0	0	0	0
Extortion/Blackmail	0	0	0	0
Fraud - False Pretenses	47	47	19	0
Fraud - Credit Card/ATM	0	0	0	0
Fraud - Impersonation	1	1	1	0
Fraud - Welfare	29	29	16	0
Fraud - Wire	0	0	0	0
Motor Vehicle Theft	0	0	0	0
Robbery	0	0	0	0
Stolen Property Offense	0	0	0	0
Theft - Pocket Picking	0	0	0	0
Theft - Purse Snatching	0	0	0	0
Theft - Shoplifting	0	0	0	0
Theft from Building	0	0	0	0
Theft from Coin Machine	0	0	0	0
Theft from Motor Vehicle	0	0	0	0
Theft of Motor Vehicle Parts	0	0	0	0
Theft - All Other Larceny	0	0	0	0
<b>Crimes Against Society</b>				
Drug/Narcotic Violations	52	52	37	0
Drug/Narcotic Equipment Violations	0	0	0	0
Gambling-Betting/Wagering	0	0	0	0
Gambling-Operating/Promoting	0	0	0	0
Gambling-Equipment Violation	0	0	0	0
Gambling-Sports Tampering	0	0	0	0
Pornography/Obscene Materials	0	0	0	0
Prostitution	0	0	0	0
Prostitution-Assisting/Promoting	0	0	0	0
Weapon Law Violations	0	0	0	0
<b>Total Group A Offenses</b>	<b>157</b>	<b>157</b>	<b>83</b>	<b>0</b>



Crime in Tennessee 2006

2005 Population Estimate N/A

**Offense Overview**

Offense Total 86  
Number Cleared 86  
Percent Cleared 100.00 %

Group A Crimes per 100,000 population N/A

**Arrest Overview**

Total Arrests 278  
Adult Arrests 250  
Juvenile Arrests 28  
Unknown Age 0

Arrests per 100,000 population N/A

Average number offenses/incident 1.32

**Domestic Violence Victims**

Offense	Total	Arrests
Murder	0	0
Aggravated Assault	0	0
Simple Assault	0	0
Intimidation	0	0
Stalking	0	0
Forcible Rape	0	0
Forcible Sodomy	0	0
Sexual Assault W/Object	0	0
Forcible Fondling	0	0
Incest	0	0
Statutory Rape	0	0
Kidnaping/Abduction	0	0
<b>Total</b>	<b>0</b>	<b>0</b>

**TIBRS Group B Arrests**

Offense	Adult	Juvenile
Bad Checks	0	0
Curfew/Vagrancy	0	0
Disorderly Conduct	0	0
DUI	0	0
Drunkenness	2	0
Family-Non Violent	0	0
Liquor Law Violations	161	25
Peeping Tom	0	0
Runaway	0	0
Trespass	0	0
All Other Offenses	5	0
<b>Total Group B</b>	<b>168</b>	<b>25</b>

TIBRS Group A Offenses	Offenses		Arrests	
	Reported	Cleared	Adult	Juvenile
<b>Crimes Against Persons</b>				
Murder	0	0	0	0
Negligent Manslaughter	0	0	0	0
Kidnaping/Abduction	0	0	0	0
Forcible Rape	0	0	0	0
Forcible Sodomy	0	0	0	0
Sexual Assault W/Object	0	0	0	0
Forcible Fondling	0	0	0	0
Incest	0	0	0	0
Statutory Rape	0	0	0	0
Aggravated Assault	0	0	0	0
Simple Assault	0	0	0	0
Intimidation	0	0	0	0
Stalking	0	0	0	0
<b>Crimes Against Property</b>				
Arson	0	0	0	0
Bribery	0	0	0	0
Burglary	0	0	0	0
Counterfeiting/Forgery	10	10	10	0
Destruction/Damage/Vandalism	0	0	0	0
Embezzlement	0	0	0	0
Extortion/Blackmail	0	0	0	0
Fraud - False Pretenses	0	0	0	0
Fraud - Credit Card/ATM	0	0	0	0
Fraud - Impersonation	1	1	1	0
Fraud - Welfare	0	0	0	0
Fraud - Wire	0	0	0	0
Motor Vehicle Theft	0	0	0	0
Robbery	0	0	0	0
Stolen Property Offenses	0	0	0	0
Theft - Pocket-picking	0	0	0	0
Theft - Purse Snatching	0	0	0	0
Theft - Shoplifting	0	0	0	0
Theft From Building	0	0	0	0
Theft From Coin Machine	0	0	0	0
Theft From Motor Vehicle	0	0	0	0
Theft of Motor Vehicle Parts	0	0	0	0
Theft - All Other Larceny	0	0	0	0
<b>Crimes Against Society</b>				
Drug/Narcotic Violations	52	52	68	3
Drug/Narcotic Equipment Violations	20	20	1	0
Gambling - Betting/Wagering	0	0	0	0
Gambling - Operating/Promoting	2	2	2	0
Gambling - Equipment Violations	1	1	0	0
Gambling - Sports Tampering	0	0	0	0
Pornography/Obscene Material	0	0	0	0
Prostitution	0	0	0	0
Prostitution Assisting/Promoting	0	0	0	0
Weapon Law Violations	0	0	0	0
<b>Total Group A Offenses</b>	<b>86</b>	<b>86</b>	<b>82</b>	<b>3</b>



2005 Population Estimate N/A

**Offense Overview**

Offense Total 82  
Number Cleared 40  
Percent Cleared 48.78 %

Group A Crimes per 100,000 population N/A

**Arrest Overview**

Total Arrests 47  
Adult Arrests 47  
Juvenile Arrests 0  
Unknown Age 0

Arrests per 100,000 population N/A

Average number offenses/incident 1.09

**Domestic Violence Victims**

Offense	Total	Arrests
Murder	0	0
Aggravated Assault	0	0
Simple Assault	0	0
Intimidation	0	0
Stalking	0	0
Forcible Rape	0	0
Forcible Sodomy	0	0
Sexual Assault W/Object	0	0
Forcible Fondling	0	0
Incest	0	0
Statutory Rape	0	0
Kidnaping/Abduction	0	0
<b>Total</b>	<b>0</b>	<b>0</b>

**TIBRS Group B Arrests**

Offense	Adult	Juvenile
Bad Checks	0	0
Curfew/Vagrancy	0	0
Disorderly Conduct	0	0
DUI	0	0
Drunkenness	0	0
Family-Non Violent	0	0
Liquor Law Violations	0	0
Peeping Tom	0	0
Runaway	0	0
Trespass	0	0
All Other Offenses	5	0
<b>Total Group B</b>	<b>5</b>	<b>0</b>

TIBRS Group A Offenses	Offenses		Arrests	
	Reported	Cleared	Adult	Juvenile
<b>Crimes Against Persons</b>				
Murder	0	0	0	0
Negligent Manslaughter	0	0	0	0
Kidnaping/Abduction	0	0	0	0
Forcible Rape	0	0	0	0
Forcible Sodomy	0	0	0	0
Sexual Assault W/Object	1	1	1	0
Forcible Fondling	0	0	0	0
Incest	0	0	0	0
Statutory Rape	0	0	0	0
Aggravated Assault	0	0	0	0
Simple Assault	0	0	0	0
Intimidation	2	1	0	0
Stalking	0	0	0	0
<b>Crimes Against Property</b>				
Arson	1	0	0	0
Bribery	1	1	0	0
Burglary	0	0	0	0
Counterfeiting/Forgery	5	5	4	0
Destruction/Damage/Vandalism	0	0	0	0
Embezzlement	1	1	1	0
Extortion/Blackmail	0	0	0	0
Fraud - False Pretenses	7	7	3	0
Fraud - Credit Card/ATM	0	0	0	0
Fraud - Impersonation	0	0	0	0
Fraud - Welfare	0	0	0	0
Fraud - Wire	0	0	0	0
Motor Vehicle Theft	0	0	0	0
Robbery	0	0	0	0
Stolen Property Offenses	0	0	0	0
Theft - Pocket-picking	0	0	0	0
Theft - Purse Snatching	0	0	0	0
Theft - Shoplifting	0	0	0	0
Theft From Building	0	0	0	0
Theft From Coin Machine	0	0	0	0
Theft From Motor Vehicle	0	0	0	0
Theft of Motor Vehicle Parts	0	0	0	0
Theft - All Other Larceny	0	0	0	0
<b>Crimes Against Society</b>				
Drug/Narcotic Violations	61	22	33	0
Drug/Narcotic Equipment Violations	1	1	0	0
Gambling - Betting/Wagering	0	0	0	0
Gambling - Operating/Promoting	0	0	0	0
Gambling - Equipment Violations	0	0	0	0
Gambling - Sports Tampering	0	0	0	0
Pornography/Obscene Material	0	0	0	0
Prostitution	0	0	0	0
Prostitution Assisting/Promoting	0	0	0	0
Weapon Law Violations	2	1	0	0
<b>Total Group A Offenses</b>	<b>82</b>	<b>40</b>	<b>42</b>	<b>0</b>



2005 Population Estimate N/A

**Offense Overview**

Offense Total 23  
Number Cleared 14  
Percent Cleared 60.87 %

Group A Crimes per 100,000 population N/A

**Arrest Overview**

Total Arrests 15  
Adult Arrests 15  
Juvenile Arrests 0  
Unknown Age 0

Arrests per 100,000 population N/A

Average number offenses/incident 1.00

**Domestic Violence Victims**

Offense	Total	Arrests
Murder	0	0
Aggravated Assault	0	0
Simple Assault	0	0
Intimidation	0	0
Stalking	0	0
Forcible Rape	0	0
Forcible Sodomy	0	0
Sexual Assault W/Object	0	0
Forcible Fondling	0	0
Incest	0	0
Statutory Rape	0	0
Kidnaping/Abduction	0	0
<b>Total</b>	<b>0</b>	<b>0</b>

**TIBRS Group B Arrests**

Offense	Adult	Juvenile
Bad Checks	0	0
Curfew/Vagrancy	0	0
Disorderly Conduct	0	0
DUI	0	0
Drunkenness	0	0
Family-Non Violent	0	0
Liquor Law Violations	0	0
Peeping Tom	0	0
Runaway	0	0
Trespass	0	0
All Other Offenses	1	0
<b>Total Group B</b>	<b>1</b>	<b>0</b>

TIBRS Group A Offenses	Offenses		Arrests	
	Reported	Cleared	Adult	Juvenile
<b>Crimes Against Persons</b>				
Murder	0	0	0	0
Negligent Manslaughter	0	0	0	0
Kidnaping/Abduction	0	0	0	0
Forcible Rape	0	0	0	0
Forcible Sodomy	0	0	0	0
Sexual Assault W/Object	0	0	0	0
Forcible Fondling	0	0	0	0
Incest	0	0	0	0
Statutory Rape	0	0	0	0
Aggravated Assault	1	1	1	0
Simple Assault	0	0	0	0
Intimidation	0	0	0	0
Stalking	0	0	0	0
<b>Crimes Against Property</b>				
Arson	0	0	0	0
Bribery	0	0	0	0
Burglary	0	0	0	0
Counterfeiting/Forgery	0	0	0	0
Destruction/Damage/Vandalism	0	0	0	0
Embezzlement	0	0	0	0
Extortion/Blackmail	0	0	0	0
Fraud - False Pretenses	22	13	13	0
Fraud - Credit Card/ATM	0	0	0	0
Fraud - Impersonation	0	0	0	0
Fraud - Welfare	0	0	0	0
Fraud - Wire	0	0	0	0
Motor Vehicle Theft	0	0	0	0
Robbery	0	0	0	0
Stolen Property Offenses	0	0	0	0
Theft - Pocket-picking	0	0	0	0
Theft - Purse Snatching	0	0	0	0
Theft - Shoplifting	0	0	0	0
Theft From Building	0	0	0	0
Theft From Coin Machine	0	0	0	0
Theft From Motor Vehicle	0	0	0	0
Theft of Motor Vehicle Parts	0	0	0	0
Theft - All Other Larceny	0	0	0	0
<b>Crimes Against Society</b>				
Drug/Narcotic Violations	0	0	0	0
Drug/Narcotic Equipment Violations	0	0	0	0
Gambling - Betting/Wagering	0	0	0	0
Gambling - Operating/Promoting	0	0	0	0
Gambling - Equipment Violations	0	0	0	0
Gambling - Sports Tampering	0	0	0	0
Pornography/Obscene Material	0	0	0	0
Prostitution	0	0	0	0
Prostitution Assisting/Promoting	0	0	0	0
Weapon Law Violations	0	0	0	0
<b>Total Group A Offenses</b>	<b>23</b>	<b>14</b>	<b>14</b>	<b>0</b>



2005 Population Estimate N/A

**Offense Overview**

Offense Total 1,292  
Number Cleared 1,292  
Percent Cleared 100.00 %

Group A Crimes per 100,000 population N/A

**Arrest Overview**

Total Arrests 4,506  
Adult Arrests 4,449  
Juvenile Arrests 57  
Unknown Age 0

Arrests per 100,000 population N/A

Average number offenses/incident 1.08

**Domestic Violence Victims**

Offense	Total	Arrests
Murder	0	0
Aggravated Assault	1	1
Simple Assault	3	3
Intimidation	1	1
Stalking	0	0
Forcible Rape	0	0
Forcible Sodomy	0	0
Sexual Assault W/Object	0	0
Forcible Fondling	0	0
Incest	0	0
Statutory Rape	0	0
Kidnaping/Abduction	0	0
<b>Total</b>	<b>5</b>	<b>5</b>

**TIBRS Group B Arrests**

Offense	Adult	Juvenile
Bad Checks	1	0
Curfew/Vagrancy	0	0
Disorderly Conduct	0	0
DUI	2,811	28
Drunkenness	230	1
Family-Non Violent	0	0
Liquor Law Violations	114	7
Peeping Tom	0	0
Runaway	0	0
Trespass	0	0
All Other Offenses	110	3
<b>Total Group B</b>	<b>3,266</b>	<b>39</b>

TIBRS Group A Offenses	Offenses		Arrests	
	Reported	Cleared	Adult	Juvenile
<b>Crimes Against Persons</b>				
Murder	0	0	0	0
Negligent Manslaughter	0	0	0	0
Kidnaping/Abduction	0	0	0	0
Forcible Rape	0	0	0	0
Forcible Sodomy	0	0	0	0
Sexual Assault W/Object	0	0	0	0
Forcible Fondling	0	0	0	0
Incest	0	0	0	0
Statutory Rape	0	0	0	0
Aggravated Assault	23	23	22	0
Simple Assault	38	38	37	0
Intimidation	3	3	3	0
Stalking	0	0	0	0
<b>Crimes Against Property</b>				
Arson	0	0	0	0
Bribery	0	0	0	0
Burglary	0	0	0	0
Counterfeiting/Forgery	1	1	1	0
Destruction/Damage/Vandalism	4	4	4	0
Embezzlement	4	4	4	0
Extortion/Blackmail	0	0	0	0
Fraud - False Pretenses	2	2	2	0
Fraud - Credit Card/ATM	0	0	0	0
Fraud - Impersonation	47	47	45	0
Fraud - Welfare	0	0	0	0
Fraud - Wire	0	0	0	0
Motor Vehicle Theft	47	47	49	1
Robbery	0	0	0	0
Stolen Property Offenses	4	4	3	1
Theft - Pocket-picking	0	0	0	0
Theft - Purse Snatching	0	0	0	0
Theft - Shoplifting	0	0	0	0
Theft From Building	1	1	1	0
Theft From Coin Machine	0	0	0	0
Theft From Motor Vehicle	0	0	0	0
Theft of Motor Vehicle Parts	2	2	2	0
Theft - All Other Larceny	0	0	0	0
<b>Crimes Against Society</b>				
Drug/Narcotic Violations	848	848	842	12
Drug/Narcotic Equipment Violations	201	201	114	3
Gambling - Betting/Wagering	0	0	0	0
Gambling - Operating/Promoting	0	0	0	0
Gambling - Equipment Violations	0	0	0	0
Gambling - Sports Tampering	0	0	0	0
Pornography/Obscene Material	1	1	1	0
Prostitution	0	0	0	0
Prostitution Assisting/Promoting	0	0	0	0
Weapon Law Violations	66	66	53	1
<b>Total Group A Offenses</b>	<b>1,292</b>	<b>1,292</b>	<b>1,183</b>	<b>18</b>





2005 Population Estimate N/A

**Offense Overview**

Offense Total 35  
Number Cleared 13  
Percent Cleared 37.14 %

Group A Crimes per 100,000 population N/A

**Arrest Overview**

Total Arrests 16  
Adult Arrests 15  
Juvenile Arrests 1  
Unknown Age 0

Arrests per 100,000 population N/A

Average number offenses/incident 1.00

**Domestic Violence Victims**

Offense	Total	Arrests
Murder	0	0
Aggravated Assault	0	0
Simple Assault	0	0
Intimidation	0	0
Stalking	0	0
Forcible Rape	0	0
Forcible Sodomy	0	0
Sexual Assault W/Object	0	0
Forcible Fondling	0	0
Incest	0	0
Statutory Rape	0	0
Kidnaping/Abduction	0	0
<b>Total</b>	<b>0</b>	<b>0</b>

**TIBRS Group B Arrests**

Offense	Adult	Juvenile
Bad Checks	0	0
Curfew/Vagrancy	0	0
Disorderly Conduct	0	0
DUI	0	0
Drunkenness	0	0
Family-Non Violent	0	0
Liquor Law Violations	0	0
Peeping Tom	0	0
Runaway	0	0
Trespass	0	0
All Other Offenses	1	0
<b>Total Group B</b>	<b>1</b>	<b>0</b>

TIBRS Group A Offenses	Offenses		Arrests	
	Reported	Cleared	Adult	Juvenile
<b>Crimes Against Persons</b>				
Murder	0	0	0	0
Negligent Manslaughter	0	0	0	0
Kidnaping/Abduction	0	0	0	0
Forcible Rape	0	0	0	0
Forcible Sodomy	0	0	0	0
Sexual Assault W/Object	0	0	0	0
Forcible Fondling	0	0	0	0
Incest	0	0	0	0
Statutory Rape	0	0	0	0
Aggravated Assault	0	0	0	0
Simple Assault	0	0	0	0
Intimidation	0	0	0	0
Stalking	0	0	0	0
<b>Crimes Against Property</b>				
Arson	34	12	13	1
Bribery	0	0	0	0
Burglary	0	0	0	0
Counterfeiting/Forgery	0	0	0	0
Destruction/Damage/Vandalism	0	0	0	0
Embezzlement	0	0	0	0
Extortion/Blackmail	0	0	0	0
Fraud - False Pretenses	0	0	0	0
Fraud - Credit Card/ATM	0	0	0	0
Fraud - Impersonation	0	0	0	0
Fraud - Welfare	0	0	0	0
Fraud - Wire	0	0	0	0
Motor Vehicle Theft	0	0	0	0
Robbery	0	0	0	0
Stolen Property Offenses	0	0	0	0
Theft - Pocket-picking	0	0	0	0
Theft - Purse Snatching	0	0	0	0
Theft - Shoplifting	0	0	0	0
Theft From Building	0	0	0	0
Theft From Coin Machine	0	0	0	0
Theft From Motor Vehicle	0	0	0	0
Theft of Motor Vehicle Parts	0	0	0	0
Theft - All Other Larceny	0	0	0	0
<b>Crimes Against Society</b>				
Drug/Narcotic Violations	0	0	0	0
Drug/Narcotic Equipment Violations	0	0	0	0
Gambling - Betting/Wagering	0	0	0	0
Gambling - Operating/Promoting	0	0	0	0
Gambling - Equipment Violations	0	0	0	0
Gambling - Sports Tampering	0	0	0	0
Pornography/Obscene Material	0	0	0	0
Prostitution	0	0	0	0
Prostitution Assisting/Promoting	0	0	0	0
Weapon Law Violations	1	1	1	0
<b>Total Group A Offenses</b>	<b>35</b>	<b>13</b>	<b>14</b>	<b>1</b>



<b>2005 Population Estimate</b>	<b>N/A</b>
<b>Offense Overview</b>	
Offense Total	14
Number Cleared	14
Percent Cleared	100.00 %
Group A Crimes per 100,000 population	N/A
<b>Arrest Overview</b>	
Total Arrests	60
Adult Arrests	59
Juvenile Arrests	1
Unknown Age	0
Arrests per 100,000 population	N/A
Average number offenses/incident	1.08

<b>Domestic Violence Victims</b>		
Offense	Total	Arrests
Murder	0	0
Aggravated Assault	0	0
Simple Assault	0	0
Intimidation	0	0
Stalking	0	0
Forcible Rape	0	0
Forcible Sodomy	0	0
Sexual Assault W/Object	0	0
Forcible Fondling	0	0
Incest	0	0
Statutory Rape	0	0
Kidnaping/Abduction	0	0
<b>Total</b>	<b>0</b>	<b>0</b>

<b>TIBRS Group B Arrests</b>		
Offense	Adult	Juvenile
Bad Checks	0	0
Curfew/Vagrancy	0	0
Disorderly Conduct	0	0
DUI	11	0
Drunkenness	0	0
Family-Non Violent	0	0
Liquor Law Violations	0	0
Peeping Tom	0	0
Runaway	0	0
Trespass	0	0
All Other Offenses	34	1
<b>Total Group B</b>	<b>45</b>	<b>1</b>

<b>TIBRS Group A Offenses</b>	<b>Offenses</b>		<b>Arrests</b>	
	Reported	Cleared	Adult	Juvenile
<b>Crimes Against Persons</b>				
Murder	0	0	0	0
Negligent Manslaughter	0	0	0	0
Kidnaping/Abduction	0	0	0	0
Forcible Rape	0	0	0	0
Forcible Sodomy	0	0	0	0
Sexual Assault W/Object	0	0	0	0
Forcible Fondling	0	0	0	0
Incest	0	0	0	0
Statutory Rape	0	0	0	0
Aggravated Assault	1	1	1	0
Simple Assault	0	0	0	0
Intimidation	0	0	0	0
Stalking	0	0	0	0
<b>Crimes Against Property</b>				
Arson	0	0	0	0
Bribery	0	0	0	0
Burglary	0	0	0	0
Counterfeiting/Forgery	0	0	0	0
Destruction/Damage/Vandalism	0	0	0	0
Embezzlement	0	0	0	0
Extortion/Blackmail	0	0	0	0
Fraud - False Pretenses	0	0	0	0
Fraud - Credit Card/ATM	0	0	0	0
Fraud - Impersonation	0	0	0	0
Fraud - Welfare	0	0	0	0
Fraud - Wire	0	0	0	0
Motor Vehicle Theft	0	0	0	0
Robbery	0	0	0	0
Stolen Property Offenses	0	0	0	0
Theft - Pocket-picking	0	0	0	0
Theft - Purse Snatching	0	0	0	0
Theft - Shoplifting	0	0	0	0
Theft From Building	0	0	0	0
Theft From Coin Machine	0	0	0	0
Theft From Motor Vehicle	0	0	0	0
Theft of Motor Vehicle Parts	0	0	0	0
Theft - All Other Larceny	0	0	0	0
<b>Crimes Against Society</b>				
Drug/Narcotic Violations	12	12	12	0
Drug/Narcotic Equipment Violations	1	1	1	0
Gambling - Betting/Wagering	0	0	0	0
Gambling - Operating/Promoting	0	0	0	0
Gambling - Equipment Violations	0	0	0	0
Gambling - Sports Tampering	0	0	0	0
Pornography/Obscene Material	0	0	0	0
Prostitution	0	0	0	0
Prostitution Assisting/Promoting	0	0	0	0
Weapon Law Violations	0	0	0	0
<b>Total Group A Offenses</b>	<b>14</b>	<b>14</b>	<b>14</b>	<b>0</b>



2005 Population Estimate N/A

**Offense Overview**

Offense Total 8  
 Number Cleared 8  
 Percent Cleared 100.00 %

Group A Crimes per 100,000 population N/A

**Arrest Overview**

Total Arrests 46  
 Adult Arrests 44  
 Juvenile Arrests 2  
 Unknown Age 0

Arrests per 100,000 population N/A

Average number offenses/incident 1.14

**Domestic Violence Victims**

Offense	Total	Arrests
Murder	0	0
Aggravated Assault	0	0
Simple Assault	1	1
Intimidation	0	0
Stalking	0	0
Forcible Rape	0	0
Forcible Sodomy	0	0
Sexual Assault W/Object	0	0
Forcible Fondling	0	0
Incest	0	0
Statutory Rape	0	0
Kidnaping/Abduction	0	0
<b>Total</b>	<b>1</b>	<b>1</b>

**TIBRS Group B Arrests**

Offense	Adult	Juvenile
Bad Checks	0	0
Curfew/Vagrancy	0	0
Disorderly Conduct	0	0
DUI	13	0
Drunkenness	1	0
Family-Non Violent	0	0
Liquor Law Violations	3	0
Peeping Tom	0	0
Runaway	0	0
Trespass	0	0
All Other Offenses	19	1
<b>Total Group B</b>	<b>36</b>	<b>1</b>

TIBRS Group A Offenses	Offenses		Arrests	
	Reported	Cleared	Adult	Juvenile
<b>Crimes Against Persons</b>				
Murder	0	0	0	0
Negligent Manslaughter	0	0	0	0
Kidnaping/Abduction	0	0	0	0
Forcible Rape	0	0	0	0
Forcible Sodomy	0	0	0	0
Sexual Assault W/Object	0	0	0	0
Forcible Fondling	0	0	0	0
Incest	0	0	0	0
Statutory Rape	0	0	0	0
Aggravated Assault	0	0	0	0
Simple Assault	1	1	1	0
Intimidation	0	0	0	0
Stalking	0	0	0	0
<b>Crimes Against Property</b>				
Arson	0	0	0	0
Bribery	0	0	0	0
Burglary	0	0	0	0
Counterfeiting/Forgery	0	0	0	0
Destruction/Damage/Vandalism	0	0	0	0
Embezzlement	0	0	0	0
Extortion/Blackmail	0	0	0	0
Fraud - False Pretenses	0	0	0	0
Fraud - Credit Card/ATM	0	0	0	0
Fraud - Impersonation	0	0	0	0
Fraud - Welfare	0	0	0	0
Fraud - Wire	0	0	0	0
Motor Vehicle Theft	0	0	0	0
Robbery	0	0	0	0
Stolen Property Offenses	0	0	0	0
Theft - Pocket-picking	0	0	0	0
Theft - Purse Snatching	0	0	0	0
Theft - Shoplifting	0	0	0	0
Theft From Building	0	0	0	0
Theft From Coin Machine	0	0	0	0
Theft From Motor Vehicle	0	0	0	0
Theft of Motor Vehicle Parts	0	0	0	0
Theft - All Other Larceny	0	0	0	0
<b>Crimes Against Society</b>				
Drug/Narcotic Violations	6	6	7	1
Drug/Narcotic Equipment Violations	1	1	0	0
Gambling - Betting/Wagering	0	0	0	0
Gambling - Operating/Promoting	0	0	0	0
Gambling - Equipment Violations	0	0	0	0
Gambling - Sports Tampering	0	0	0	0
Pornography/Obscene Material	0	0	0	0
Prostitution	0	0	0	0
Prostitution Assisting/Promoting	0	0	0	0
Weapon Law Violations	0	0	0	0
<b>Total Group A Offenses</b>	<b>8</b>	<b>8</b>	<b>8</b>	<b>1</b>



<b>2005 Population Estimate</b>	N/A
<b>Offense Overview</b>	
Offense Total	22
Number Cleared	22
Percent Cleared	100.00 %
Group A Crimes per 100,000 population	N/A

<b>Arrest Overview</b>	
Total Arrests	101
Adult Arrests	96
Juvenile Arrests	5
Unknown Age	0
Arrests per 100,000 population	N/A
Average number offenses/incident	1.29

Domestic Violence Victims		
Offense	Total	Arrests
Murder	0	0
Aggravated Assault	0	0
Simple Assault	0	0
Intimidation	0	0
Stalking	0	0
Forcible Rape	0	0
Forcible Sodomy	0	0
Sexual Assault W/Object	0	0
Forcible Fondling	0	0
Incest	0	0
Statutory Rape	0	0
Kidnaping/Abduction	0	0
<b>Total</b>	<b>0</b>	<b>0</b>

TIBRS Group B Arrests		
Offense	Adult	Juvenile
Bad Checks	0	0
Curfew/Vagrancy	0	0
Disorderly Conduct	0	0
DUI	16	0
Drunkenness	6	0
Family-Non Violent	0	0
Liquor Law Violations	0	0
Peeping Tom	0	0
Runaway	0	0
Trespass	0	0
All Other Offenses	55	5
<b>Total Group B</b>	<b>77</b>	<b>5</b>

TIBRS Group A Offenses	Offenses		Arrests	
	Reported	Cleared	Adult	Juvenile
<b>Crimes Against Persons</b>				
Murder	0	0	0	0
Negligent Manslaughter	0	0	0	0
Kidnaping/Abduction	0	0	0	0
Forcible Rape	0	0	0	0
Forcible Sodomy	0	0	0	0
Sexual Assault W/Object	0	0	0	0
Forcible Fondling	0	0	0	0
Incest	0	0	0	0
Statutory Rape	0	0	0	0
Aggravated Assault	0	0	0	0
Simple Assault	0	0	0	0
Intimidation	0	0	0	0
Stalking	0	0	0	0
<b>Crimes Against Property</b>				
Arson	0	0	0	0
Bribery	0	0	0	0
Burglary	0	0	0	0
Counterfeiting/Forgery	0	0	0	0
Destruction/Damage/Vandalism	0	0	0	0
Embezzlement	0	0	0	0
Extortion/Blackmail	0	0	0	0
Fraud - False Pretenses	0	0	0	0
Fraud - Credit Card/ATM	0	0	0	0
Fraud - Impersonation	0	0	0	0
Fraud - Welfare	0	0	0	0
Fraud - Wire	0	0	0	0
Motor Vehicle Theft	0	0	0	0
Robbery	0	0	0	0
Stolen Property Offenses	0	0	0	0
Theft - Pocket-picking	0	0	0	0
Theft - Purse Snatching	0	0	0	0
Theft - Shoplifting	0	0	0	0
Theft From Building	0	0	0	0
Theft From Coin Machine	0	0	0	0
Theft From Motor Vehicle	0	0	0	0
Theft of Motor Vehicle Parts	0	0	0	0
Theft - All Other Larceny	0	0	0	0
<b>Crimes Against Society</b>				
Drug/Narcotic Violations	17	17	17	0
Drug/Narcotic Equipment Violations	5	5	2	0
Gambling - Betting/Wagering	0	0	0	0
Gambling - Operating/Promoting	0	0	0	0
Gambling - Equipment Violations	0	0	0	0
Gambling - Sports Tampering	0	0	0	0
Pornography/Obscene Material	0	0	0	0
Prostitution	0	0	0	0
Prostitution Assisting/Promoting	0	0	0	0
Weapon Law Violations	0	0	0	0
<b>Total Group A Offenses</b>	<b>22</b>	<b>22</b>	<b>19</b>	<b>0</b>



2005 Population Estimate N/A

**Offense Overview**

Offense Total 81  
 Number Cleared 81  
 Percent Cleared 100.00 %

Group A Crimes per 100,000 population N/A

**Arrest Overview**

Total Arrests 302  
 Adult Arrests 284  
 Juvenile Arrests 18  
 Unknown Age 0

Arrests per 100,000 population N/A

Average number offenses/incident 1.27

**Domestic Violence Victims**

Offense	Total	Arrests
Murder	0	0
Aggravated Assault	0	0
Simple Assault	0	0
Intimidation	0	0
Stalking	0	0
Forcible Rape	0	0
Forcible Sodomy	0	0
Sexual Assault W/Object	0	0
Forcible Fondling	0	0
Incest	0	0
Statutory Rape	0	0
Kidnaping/Abduction	0	0
<b>Total</b>	<b>0</b>	<b>0</b>

**TIBRS Group B Arrests**

Offense	Adult	Juvenile
Bad Checks	0	0
Curfew/Vagrancy	0	0
Disorderly Conduct	0	0
DUI	24	0
Drunkenness	16	1
Family-Non Violent	0	0
Liquor Law Violations	16	5
Peeping Tom	0	0
Runaway	0	0
Trespass	0	0
All Other Offenses	171	5
<b>Total Group B</b>	<b>227</b>	<b>11</b>

TIBRS Group A Offenses	Offenses		Arrests	
	Reported	Cleared	Adult	Juvenile
<b>Crimes Against Persons</b>				
Murder	0	0	0	0
Negligent Manslaughter	0	0	0	0
Kidnaping/Abduction	0	0	0	0
Forcible Rape	0	0	0	0
Forcible Sodomy	0	0	0	0
Sexual Assault W/Object	0	0	0	0
Forcible Fondling	0	0	0	0
Incest	0	0	0	0
Statutory Rape	0	0	0	0
Aggravated Assault	1	1	1	0
Simple Assault	0	0	0	0
Intimidation	1	1	1	0
Stalking	0	0	0	0
<b>Crimes Against Property</b>				
Arson	0	0	0	0
Bribery	0	0	0	0
Burglary	0	0	0	0
Counterfeiting/Forgery	0	0	0	0
Destruction/Damage/Vandalism	0	0	0	0
Embezzlement	0	0	0	0
Extortion/Blackmail	0	0	0	0
Fraud - False Pretenses	0	0	0	0
Fraud - Credit Card/ATM	0	0	0	0
Fraud - Impersonation	0	0	0	0
Fraud - Welfare	0	0	0	0
Fraud - Wire	0	0	0	0
Motor Vehicle Theft	3	3	3	0
Robbery	0	0	0	0
Stolen Property Offenses	0	0	0	0
Theft - Pocket-picking	0	0	0	0
Theft - Purse Snatching	0	0	0	0
Theft - Shoplifting	0	0	0	0
Theft From Building	0	0	0	0
Theft From Coin Machine	0	0	0	0
Theft From Motor Vehicle	0	0	0	0
Theft of Motor Vehicle Parts	0	0	0	0
Theft - All Other Larceny	2	2	1	1
<b>Crimes Against Society</b>				
Drug/Narcotic Violations	48	48	43	5
Drug/Narcotic Equipment Violations	26	26	8	1
Gambling - Betting/Wagering	0	0	0	0
Gambling - Operating/Promoting	0	0	0	0
Gambling - Equipment Violations	0	0	0	0
Gambling - Sports Tampering	0	0	0	0
Pornography/Obscene Material	0	0	0	0
Prostitution	0	0	0	0
Prostitution Assisting/Promoting	0	0	0	0
Weapon Law Violations	0	0	0	0
<b>Total Group A Offenses</b>	<b>81</b>	<b>81</b>	<b>57</b>	<b>7</b>





# STATE PARKS

2006



**2005 Population Estimate** N/A

**Offense Overview**

Offense Total 2  
 Number Cleared 1  
 Percent Cleared 50.00 %

Group A Crimes per 100,000 population N/A

**Arrest Overview**

Total Arrests 9  
 Adult Arrests 9  
 Juvenile Arrests 0  
 Unknown Age 0

Arrests per 100,000 population N/A

Average number offenses/incident 1.00

**Domestic Violence Victims**

Offense	Total	Arrests
Murder	0	0
Aggravated Assault	0	0
Simple Assault	0	0
Intimidation	0	0
Stalking	0	0
Forcible Rape	0	0
Forcible Sodomy	0	0
Sexual Assault W/Object	0	0
Forcible Fondling	0	0
Incest	0	0
Statutory Rape	0	0
Kidnaping/Abduction	0	0
<b>Total</b>	<b>0</b>	<b>0</b>

**TIBRS Group B Arrests**

Offense	Adult	Juvenile
Bad Checks	0	0
Curfew/Vagrancy	0	0
Disorderly Conduct	0	0
DUI	0	0
Drunkenness	3	0
Family-Non Violent	0	0
Liquor Law Violations	0	0
Peeping Tom	0	0
Runaway	0	0
Trespass	3	0
All Other Offenses	2	0
<b>Total Group B</b>	<b>8</b>	<b>0</b>

TIBRS Group A Offenses	Offenses		Arrests	
	Reported	Cleared	Adult	Juvenile
<b>Crimes Against Persons</b>				
Murder	0	0	0	0
Negligent Manslaughter	0	0	0	0
Kidnaping/Abduction	0	0	0	0
Forcible Rape	0	0	0	0
Forcible Sodomy	0	0	0	0
Sexual Assault W/Object	0	0	0	0
Forcible Fondling	0	0	0	0
Incest	0	0	0	0
Statutory Rape	0	0	0	0
Aggravated Assault	0	0	0	0
Simple Assault	0	0	0	0
Intimidation	0	0	0	0
Stalking	0	0	0	0
<b>Crimes Against Property</b>				
Arson	0	0	0	0
Bribery	0	0	0	0
Burglary	0	0	0	0
Counterfeiting/Forgery	0	0	0	0
Destruction/Damage/Vandalism	1	0	0	0
Embezzlement	0	0	0	0
Extortion/Blackmail	0	0	0	0
Fraud - False Pretenses	0	0	0	0
Fraud - Credit Card/ATM	0	0	0	0
Fraud - Impersonation	0	0	0	0
Fraud - Welfare	0	0	0	0
Fraud - Wire	0	0	0	0
Motor Vehicle Theft	0	0	0	0
Robbery	0	0	0	0
Stolen Property Offenses	0	0	0	0
Theft - Pocket-picking	0	0	0	0
Theft - Purse Snatching	0	0	0	0
Theft - Shoplifting	0	0	0	0
Theft From Building	0	0	0	0
Theft From Coin Machine	0	0	0	0
Theft From Motor Vehicle	0	0	0	0
Theft of Motor Vehicle Parts	0	0	0	0
Theft - All Other Larceny	0	0	0	0
<b>Crimes Against Society</b>				
Drug/Narcotic Violations	1	1	1	0
Drug/Narcotic Equipment Violations	0	0	0	0
Gambling - Betting/Wagering	0	0	0	0
Gambling - Operating/Promoting	0	0	0	0
Gambling - Equipment Violations	0	0	0	0
Gambling - Sports Tampering	0	0	0	0
Pornography/Obscene Material	0	0	0	0
Prostitution	0	0	0	0
Prostitution Assisting/Promoting	0	0	0	0
Weapon Law Violations	0	0	0	0
<b>Total Group A Offenses</b>	<b>2</b>	<b>1</b>	<b>1</b>	<b>0</b>





# Big Hill Pond State Park - 2006

2005 Population Estimate N/A

## Offense Overview

Offense Total 0  
Number Cleared 0  
Percent Cleared 0.00 %

Group A Crimes per 100,000 population N/A

## Arrest Overview

Total Arrests 0  
Adult Arrests 0  
Juvenile Arrests 0  
Unknown Age 0

Arrests per 100,000 population N/A

Average number offenses/incident 0.00

## Domestic Violence Victims

Offense	Total	Arrests
Murder	0	0
Aggravated Assault	0	0
Simple Assault	0	0
Intimidation	0	0
Stalking	0	0
Forcible Rape	0	0
Forcible Sodomy	0	0
Sexual Assault W/Object	0	0
Forcible Fondling	0	0
Incest	0	0
Statutory Rape	0	0
Kidnaping/Abduction	0	0
<b>Total</b>	<b>0</b>	<b>0</b>

## TIBRS Group B Arrests

Offense	Adult	Juvenile
Bad Checks	0	0
Curfew/Vagrancy	0	0
Disorderly Conduct	0	0
DUI	0	0
Drunkenness	0	0
Family-Non Violent	0	0
Liquor Law Violations	0	0
Peeping Tom	0	0
Runaway	0	0
Trespass	0	0
All Other Offenses	0	0
<b>Total Group B</b>	<b>0</b>	<b>0</b>

TIBRS Group A Offenses	Offenses		Arrests	
	Reported	Cleared	Adult	Juvenile
<b>Crimes Against Persons</b>				
Murder	0	0	0	0
Negligent Manslaughter	0	0	0	0
Kidnaping/Abduction	0	0	0	0
Forcible Rape	0	0	0	0
Forcible Sodomy	0	0	0	0
Sexual Assault W/Object	0	0	0	0
Forcible Fondling	0	0	0	0
Incest	0	0	0	0
Statutory Rape	0	0	0	0
Aggravated Assault	0	0	0	0
Simple Assault	0	0	0	0
Intimidation	0	0	0	0
Stalking	0	0	0	0
<b>Crimes Against Property</b>				
Arson	0	0	0	0
Bribery	0	0	0	0
Burglary	0	0	0	0
Counterfeiting/Forgery	0	0	0	0
Destruction/Damage/Vandalism	0	0	0	0
Embezzlement	0	0	0	0
Extortion/Blackmail	0	0	0	0
Fraud - False Pretenses	0	0	0	0
Fraud - Credit Card/ATM	0	0	0	0
Fraud - Impersonation	0	0	0	0
Fraud - Welfare	0	0	0	0
Fraud - Wire	0	0	0	0
Motor Vehicle Theft	0	0	0	0
Robbery	0	0	0	0
Stolen Property Offenses	0	0	0	0
Theft - Pocket-picking	0	0	0	0
Theft - Purse Snatching	0	0	0	0
Theft - Shoplifting	0	0	0	0
Theft From Building	0	0	0	0
Theft From Coin Machine	0	0	0	0
Theft From Motor Vehicle	0	0	0	0
Theft of Motor Vehicle Parts	0	0	0	0
Theft - All Other Larceny	0	0	0	0
<b>Crimes Against Society</b>				
Drug/Narcotic Violations	0	0	0	0
Drug/Narcotic Equipment Violations	0	0	0	0
Gambling - Betting/Wagering	0	0	0	0
Gambling - Operating/Promoting	0	0	0	0
Gambling - Equipment Violations	0	0	0	0
Gambling - Sports Tampering	0	0	0	0
Pornography/Obscene Material	0	0	0	0
Prostitution	0	0	0	0
Prostitution Assisting/Promoting	0	0	0	0
Weapon Law Violations	0	0	0	0
<b>Total Group A Offenses</b>	<b>0</b>	<b>0</b>	<b>0</b>	<b>0</b>



**2005 Population Estimate** N/A

**Offense Overview**

Offense Total 0  
 Number Cleared 0  
 Percent Cleared 0.00 %

Group A Crimes per 100,000 population N/A

**Arrest Overview**

Total Arrests 1  
 Adult Arrests 1  
 Juvenile Arrests 0  
 Unknown Age 0

Arrests per 100,000 population N/A

Average number offenses/incident 0.00

**Domestic Violence Victims**

Offense	Total	Arrests
Murder	0	0
Aggravated Assault	0	0
Simple Assault	0	0
Intimidation	0	0
Stalking	0	0
Forcible Rape	0	0
Forcible Sodomy	0	0
Sexual Assault W/Object	0	0
Forcible Fondling	0	0
Incest	0	0
Statutory Rape	0	0
Kidnaping/Abduction	0	0
<b>Total</b>	<b>0</b>	<b>0</b>

**TIBRS Group B Arrests**

Offense	Adult	Juvenile
Bad Checks	0	0
Curfew/Vagrancy	0	0
Disorderly Conduct	0	0
DUI	0	0
Drunkenness	0	0
Family-Non Violent	0	0
Liquor Law Violations	0	0
Peeping Tom	0	0
Runaway	0	0
Trespass	0	0
All Other Offenses	1	0
<b>Total Group B</b>	<b>1</b>	<b>0</b>

TIBRS Group A Offenses	Offenses		Arrests	
	Reported	Cleared	Adult	Juvenile
<b>Crimes Against Persons</b>				
Murder	0	0	0	0
Negligent Manslaughter	0	0	0	0
Kidnaping/Abduction	0	0	0	0
Forcible Rape	0	0	0	0
Forcible Sodomy	0	0	0	0
Sexual Assault W/Object	0	0	0	0
Forcible Fondling	0	0	0	0
Incest	0	0	0	0
Statutory Rape	0	0	0	0
Aggravated Assault	0	0	0	0
Simple Assault	0	0	0	0
Intimidation	0	0	0	0
Stalking	0	0	0	0
<b>Crimes Against Property</b>				
Arson	0	0	0	0
Bribery	0	0	0	0
Burglary	0	0	0	0
Counterfeiting/Forgery	0	0	0	0
Destruction/Damage/Vandalism	0	0	0	0
Embezzlement	0	0	0	0
Extortion/Blackmail	0	0	0	0
Fraud - False Pretenses	0	0	0	0
Fraud - Credit Card/ATM	0	0	0	0
Fraud - Impersonation	0	0	0	0
Fraud - Welfare	0	0	0	0
Fraud - Wire	0	0	0	0
Motor Vehicle Theft	0	0	0	0
Robbery	0	0	0	0
Stolen Property Offenses	0	0	0	0
Theft - Pocket-picking	0	0	0	0
Theft - Purse Snatching	0	0	0	0
Theft - Shoplifting	0	0	0	0
Theft From Building	0	0	0	0
Theft From Coin Machine	0	0	0	0
Theft From Motor Vehicle	0	0	0	0
Theft of Motor Vehicle Parts	0	0	0	0
Theft - All Other Larceny	0	0	0	0
<b>Crimes Against Society</b>				
Drug/Narcotic Violations	0	0	0	0
Drug/Narcotic Equipment Violations	0	0	0	0
Gambling - Betting/Wagering	0	0	0	0
Gambling - Operating/Promoting	0	0	0	0
Gambling - Equipment Violations	0	0	0	0
Gambling - Sports Tampering	0	0	0	0
Pornography/Obscene Material	0	0	0	0
Prostitution	0	0	0	0
Prostitution Assisting/Promoting	0	0	0	0
Weapon Law Violations	0	0	0	0
<b>Total Group A Offenses</b>	<b>0</b>	<b>0</b>	<b>0</b>	<b>0</b>



**2005 Population Estimate** N/A

**Offense Overview**

Offense Total 4  
 Number Cleared 4  
 Percent Cleared 100.00 %

Group A Crimes per 100,000 population N/A

**Arrest Overview**

Total Arrests 6  
 Adult Arrests 6  
 Juvenile Arrests 0  
 Unknown Age 0

Arrests per 100,000 population N/A

Average number offenses/incident 1.33

Domestic Violence Victims		
Offense	Total	Arrests
Murder	0	0
Aggravated Assault	0	0
Simple Assault	0	0
Intimidation	0	0
Stalking	0	0
Forcible Rape	0	0
Forcible Sodomy	0	0
Sexual Assault W/Object	0	0
Forcible Fondling	0	0
Incest	0	0
Statutory Rape	0	0
Kidnaping/Abduction	0	0
<b>Total</b>	<b>0</b>	<b>0</b>

TIBRS Group B Arrests		
Offense	Adult	Juvenile
Bad Checks	0	0
Curfew/Vagrancy	0	0
Disorderly Conduct	0	0
DUI	0	0
Drunkenness	2	0
Family-Non Violent	0	0
Liquor Law Violations	1	0
Peeping Tom	0	0
Runaway	0	0
Trespass	0	0
All Other Offenses	0	0
<b>Total Group B</b>	<b>3</b>	<b>0</b>

TIBRS Group A Offenses	Offenses		Arrests	
	Reported	Cleared	Adult	Juvenile
<b>Crimes Against Persons</b>				
Murder	0	0	0	0
Negligent Manslaughter	0	0	0	0
Kidnaping/Abduction	0	0	0	0
Forcible Rape	0	0	0	0
Forcible Sodomy	0	0	0	0
Sexual Assault W/Object	0	0	0	0
Forcible Fondling	0	0	0	0
Incest	0	0	0	0
Statutory Rape	0	0	0	0
Aggravated Assault	0	0	0	0
Simple Assault	0	0	0	0
Intimidation	0	0	0	0
Stalking	0	0	0	0
<b>Crimes Against Property</b>				
Arson	0	0	0	0
Bribery	0	0	0	0
Burglary	0	0	0	0
Counterfeiting/Forgery	0	0	0	0
Destruction/Damage/Vandalism	1	1	1	0
Embezzlement	0	0	0	0
Extortion/Blackmail	0	0	0	0
Fraud - False Pretenses	0	0	0	0
Fraud - Credit Card/ATM	0	0	0	0
Fraud - Impersonation	0	0	0	0
Fraud - Welfare	0	0	0	0
Fraud - Wire	0	0	0	0
Motor Vehicle Theft	0	0	0	0
Robbery	0	0	0	0
Stolen Property Offenses	0	0	0	0
Theft - Pocket-picking	0	0	0	0
Theft - Purse Snatching	0	0	0	0
Theft - Shoplifting	0	0	0	0
Theft From Building	0	0	0	0
Theft From Coin Machine	0	0	0	0
Theft From Motor Vehicle	0	0	0	0
Theft of Motor Vehicle Parts	0	0	0	0
Theft - All Other Larceny	0	0	0	0
<b>Crimes Against Society</b>				
Drug/Narcotic Violations	2	2	2	0
Drug/Narcotic Equipment Violations	1	1	0	0
Gambling - Betting/Wagering	0	0	0	0
Gambling - Operating/Promoting	0	0	0	0
Gambling - Equipment Violations	0	0	0	0
Gambling - Sports Tampering	0	0	0	0
Pornography/Obscene Material	0	0	0	0
Prostitution	0	0	0	0
Prostitution Assisting/Promoting	0	0	0	0
Weapon Law Violations	0	0	0	0
<b>Total Group A Offenses</b>	<b>4</b>	<b>4</b>	<b>3</b>	<b>0</b>



2005 Population Estimate N/A

**Offense Overview**

Offense Total 1  
 Number Cleared 0  
 Percent Cleared 0.00 %

Group A Crimes per 100,000 population N/A

**Arrest Overview**

Total Arrests 0  
 Adult Arrests 0  
 Juvenile Arrests 0  
 Unknown Age 0

Arrests per 100,000 population N/A

Average number offenses/incident 1.00

**Domestic Violence Victims**

Offense	Total	Arrests
Murder	0	0
Aggravated Assault	0	0
Simple Assault	0	0
Intimidation	0	0
Stalking	0	0
Forcible Rape	0	0
Forcible Sodomy	0	0
Sexual Assault W/Object	0	0
Forcible Fondling	0	0
Incest	0	0
Statutory Rape	0	0
Kidnaping/Abduction	0	0
<b>Total</b>	<b>0</b>	<b>0</b>

**TIBRS Group B Arrests**

Offense	Adult	Juvenile
Bad Checks	0	0
Curfew/Vagrancy	0	0
Disorderly Conduct	0	0
DUI	0	0
Drunkenness	0	0
Family-Non Violent	0	0
Liquor Law Violations	0	0
Peeping Tom	0	0
Runaway	0	0
Trespass	0	0
All Other Offenses	0	0
<b>Total Group B</b>	<b>0</b>	<b>0</b>

TIBRS Group A Offenses	Offenses		Arrests	
	Reported	Cleared	Adult	Juvenile
<b>Crimes Against Persons</b>				
Murder	0	0	0	0
Negligent Manslaughter	0	0	0	0
Kidnaping/Abduction	0	0	0	0
Forcible Rape	0	0	0	0
Forcible Sodomy	0	0	0	0
Sexual Assault W/Object	0	0	0	0
Forcible Fondling	0	0	0	0
Incest	0	0	0	0
Statutory Rape	0	0	0	0
Aggravated Assault	0	0	0	0
Simple Assault	0	0	0	0
Intimidation	0	0	0	0
Stalking	0	0	0	0
<b>Crimes Against Property</b>				
Arson	0	0	0	0
Bribery	0	0	0	0
Burglary	0	0	0	0
Counterfeiting/Forgery	0	0	0	0
Destruction/Damage/Vandalism	0	0	0	0
Embezzlement	0	0	0	0
Extortion/Blackmail	0	0	0	0
Fraud - False Pretenses	0	0	0	0
Fraud - Credit Card/ATM	0	0	0	0
Fraud - Impersonation	0	0	0	0
Fraud - Welfare	0	0	0	0
Fraud - Wire	0	0	0	0
Motor Vehicle Theft	0	0	0	0
Robbery	0	0	0	0
Stolen Property Offenses	0	0	0	0
Theft - Pocket-picking	0	0	0	0
Theft - Purse Snatching	1	0	0	0
Theft - Shoplifting	0	0	0	0
Theft From Building	0	0	0	0
Theft From Coin Machine	0	0	0	0
Theft From Motor Vehicle	0	0	0	0
Theft of Motor Vehicle Parts	0	0	0	0
Theft - All Other Larceny	0	0	0	0
<b>Crimes Against Society</b>				
Drug/Narcotic Violations	0	0	0	0
Drug/Narcotic Equipment Violations	0	0	0	0
Gambling - Betting/Wagering	0	0	0	0
Gambling - Operating/Promoting	0	0	0	0
Gambling - Equipment Violations	0	0	0	0
Gambling - Sports Tampering	0	0	0	0
Pornography/Obscene Material	0	0	0	0
Prostitution	0	0	0	0
Prostitution Assisting/Promoting	0	0	0	0
Weapon Law Violations	0	0	0	0
<b>Total Group A Offenses</b>	<b>1</b>	<b>0</b>	<b>0</b>	<b>0</b>



# Burgess Falls Natural Area - 2006

2005 Population Estimate N/A

## Offense Overview

Offense Total 0  
Number Cleared 0  
Percent Cleared 0.00 %

Group A Crimes per 100,000 population N/A

## Arrest Overview

Total Arrests 0  
Adult Arrests 0  
Juvenile Arrests 0  
Unknown Age 0

Arrests per 100,000 population N/A

Average number offenses/incident 0.00

## Domestic Violence Victims

Offense	Total	Arrests
Murder	0	0
Aggravated Assault	0	0
Simple Assault	0	0
Intimidation	0	0
Stalking	0	0
Forcible Rape	0	0
Forcible Sodomy	0	0
Sexual Assault W/Object	0	0
Forcible Fondling	0	0
Incest	0	0
Statutory Rape	0	0
Kidnaping/Abduction	0	0
<b>Total</b>	<b>0</b>	<b>0</b>

## TIBRS Group B Arrests

Offense	Adult	Juvenile
Bad Checks	0	0
Curfew/Vagrancy	0	0
Disorderly Conduct	0	0
DUI	0	0
Drunkenness	0	0
Family-Non Violent	0	0
Liquor Law Violations	0	0
Peeping Tom	0	0
Runaway	0	0
Trespass	0	0
All Other Offenses	0	0
<b>Total Group B</b>	<b>0</b>	<b>0</b>

TIBRS Group A Offenses	Offenses		Arrests	
	Reported	Cleared	Adult	Juvenile
<b>Crimes Against Persons</b>				
Murder	0	0	0	0
Negligent Manslaughter	0	0	0	0
Kidnaping/Abduction	0	0	0	0
Forcible Rape	0	0	0	0
Forcible Sodomy	0	0	0	0
Sexual Assault W/Object	0	0	0	0
Forcible Fondling	0	0	0	0
Incest	0	0	0	0
Statutory Rape	0	0	0	0
Aggravated Assault	0	0	0	0
Simple Assault	0	0	0	0
Intimidation	0	0	0	0
Stalking	0	0	0	0
<b>Crimes Against Property</b>				
Arson	0	0	0	0
Bribery	0	0	0	0
Burglary	0	0	0	0
Counterfeiting/Forgery	0	0	0	0
Destruction/Damage/Vandalism	0	0	0	0
Embezzlement	0	0	0	0
Extortion/Blackmail	0	0	0	0
Fraud - False Pretenses	0	0	0	0
Fraud - Credit Card/ATM	0	0	0	0
Fraud - Impersonation	0	0	0	0
Fraud - Welfare	0	0	0	0
Fraud - Wire	0	0	0	0
Motor Vehicle Theft	0	0	0	0
Robbery	0	0	0	0
Stolen Property Offenses	0	0	0	0
Theft - Pocket-picking	0	0	0	0
Theft - Purse Snatching	0	0	0	0
Theft - Shoplifting	0	0	0	0
Theft From Building	0	0	0	0
Theft From Coin Machine	0	0	0	0
Theft From Motor Vehicle	0	0	0	0
Theft of Motor Vehicle Parts	0	0	0	0
Theft - All Other Larceny	0	0	0	0
<b>Crimes Against Society</b>				
Drug/Narcotic Violations	0	0	0	0
Drug/Narcotic Equipment Violations	0	0	0	0
Gambling - Betting/Wagering	0	0	0	0
Gambling - Operating/Promoting	0	0	0	0
Gambling - Equipment Violations	0	0	0	0
Gambling - Sports Tampering	0	0	0	0
Pornography/Obscene Material	0	0	0	0
Prostitution	0	0	0	0
Prostitution Assisting/Promoting	0	0	0	0
Weapon Law Violations	0	0	0	0
<b>Total Group A Offenses</b>	<b>0</b>	<b>0</b>	<b>0</b>	<b>0</b>



**2005 Population Estimate** N/A

**Offense Overview**

Offense Total 0  
 Number Cleared 0  
 Percent Cleared 0.00 %

Group A Crimes per 100,000 population N/A

**Arrest Overview**

Total Arrests 0  
 Adult Arrests 0  
 Juvenile Arrests 0  
 Unknown Age 0

Arrests per 100,000 population N/A

Average number offenses/incident 0.00

**Domestic Violence Victims**

Offense	Total	Arrests
Murder	0	0
Aggravated Assault	0	0
Simple Assault	0	0
Intimidation	0	0
Stalking	0	0
Forcible Rape	0	0
Forcible Sodomy	0	0
Sexual Assault W/Object	0	0
Forcible Fondling	0	0
Incest	0	0
Statutory Rape	0	0
Kidnaping/Abduction	0	0
<b>Total</b>	<b>0</b>	<b>0</b>

**TIBRS Group B Arrests**

Offense	Adult	Juvenile
Bad Checks	0	0
Curfew/Vagrancy	0	0
Disorderly Conduct	0	0
DUI	0	0
Drunkenness	0	0
Family-Non Violent	0	0
Liquor Law Violations	0	0
Peeping Tom	0	0
Runaway	0	0
Trespass	0	0
All Other Offenses	0	0
<b>Total Group B</b>	<b>0</b>	<b>0</b>

TIBRS Group A Offenses	Offenses		Arrests	
	Reported	Cleared	Adult	Juvenile
<b>Crimes Against Persons</b>				
Murder	0	0	0	0
Negligent Manslaughter	0	0	0	0
Kidnaping/Abduction	0	0	0	0
Forcible Rape	0	0	0	0
Forcible Sodomy	0	0	0	0
Sexual Assault W/Object	0	0	0	0
Forcible Fondling	0	0	0	0
Incest	0	0	0	0
Statutory Rape	0	0	0	0
Aggravated Assault	0	0	0	0
Simple Assault	0	0	0	0
Intimidation	0	0	0	0
Stalking	0	0	0	0
<b>Crimes Against Property</b>				
Arson	0	0	0	0
Bribery	0	0	0	0
Burglary	0	0	0	0
Counterfeiting/Forgery	0	0	0	0
Destruction/Damage/Vandalism	0	0	0	0
Embezzlement	0	0	0	0
Extortion/Blackmail	0	0	0	0
Fraud - False Pretenses	0	0	0	0
Fraud - Credit Card/ATM	0	0	0	0
Fraud - Impersonation	0	0	0	0
Fraud - Welfare	0	0	0	0
Fraud - Wire	0	0	0	0
Motor Vehicle Theft	0	0	0	0
Robbery	0	0	0	0
Stolen Property Offenses	0	0	0	0
Theft - Pocket-picking	0	0	0	0
Theft - Purse Snatching	0	0	0	0
Theft - Shoplifting	0	0	0	0
Theft From Building	0	0	0	0
Theft From Coin Machine	0	0	0	0
Theft From Motor Vehicle	0	0	0	0
Theft of Motor Vehicle Parts	0	0	0	0
Theft - All Other Larceny	0	0	0	0
<b>Crimes Against Society</b>				
Drug/Narcotic Violations	0	0	0	0
Drug/Narcotic Equipment Violations	0	0	0	0
Gambling - Betting/Wagering	0	0	0	0
Gambling - Operating/Promoting	0	0	0	0
Gambling - Equipment Violations	0	0	0	0
Gambling - Sports Tampering	0	0	0	0
Pornography/Obscene Material	0	0	0	0
Prostitution	0	0	0	0
Prostitution Assisting/Promoting	0	0	0	0
Weapon Law Violations	0	0	0	0
<b>Total Group A Offenses</b>	<b>0</b>	<b>0</b>	<b>0</b>	<b>0</b>



2005 Population Estimate N/A

**Offense Overview**

Offense Total 4  
 Number Cleared 0  
 Percent Cleared 0.00 %

Group A Crimes per 100,000 population N/A

**Arrest Overview**

Total Arrests 0  
 Adult Arrests 0  
 Juvenile Arrests 0  
 Unknown Age 0

Arrests per 100,000 population N/A

Average number offenses/incident 1.00

**Domestic Violence Victims**

Offense	Total	Arrests
Murder	0	0
Aggravated Assault	0	0
Simple Assault	0	0
Intimidation	0	0
Stalking	0	0
Forcible Rape	0	0
Forcible Sodomy	0	0
Sexual Assault W/Object	0	0
Forcible Fondling	0	0
Incest	0	0
Statutory Rape	0	0
Kidnaping/Abduction	0	0
<b>Total</b>	<b>0</b>	<b>0</b>

**TIBRS Group B Arrests**

Offense	Adult	Juvenile
Bad Checks	0	0
Curfew/Vagrancy	0	0
Disorderly Conduct	0	0
DUI	0	0
Drunkenness	0	0
Family-Non Violent	0	0
Liquor Law Violations	0	0
Peeping Tom	0	0
Runaway	0	0
Trespass	0	0
All Other Offenses	0	0
<b>Total Group B</b>	<b>0</b>	<b>0</b>

TIBRS Group A Offenses	Offenses		Arrests	
	Reported	Cleared	Adult	Juvenile
<b>Crimes Against Persons</b>				
Murder	0	0	0	0
Negligent Manslaughter	0	0	0	0
Kidnaping/Abduction	0	0	0	0
Forcible Rape	0	0	0	0
Forcible Sodomy	0	0	0	0
Sexual Assault W/Object	0	0	0	0
Forcible Fondling	0	0	0	0
Incest	0	0	0	0
Statutory Rape	0	0	0	0
Aggravated Assault	0	0	0	0
Simple Assault	0	0	0	0
Intimidation	0	0	0	0
Stalking	0	0	0	0
<b>Crimes Against Property</b>				
Arson	1	0	0	0
Bribery	0	0	0	0
Burglary	0	0	0	0
Counterfeiting/Forgery	0	0	0	0
Destruction/Damage/Vandalism	0	0	0	0
Embezzlement	0	0	0	0
Extortion/Blackmail	0	0	0	0
Fraud - False Pretenses	0	0	0	0
Fraud - Credit Card/ATM	0	0	0	0
Fraud - Impersonation	0	0	0	0
Fraud - Welfare	0	0	0	0
Fraud - Wire	0	0	0	0
Motor Vehicle Theft	0	0	0	0
Robbery	0	0	0	0
Stolen Property Offenses	0	0	0	0
Theft - Pocket-picking	0	0	0	0
Theft - Purse Snatching	0	0	0	0
Theft - Shoplifting	0	0	0	0
Theft From Building	0	0	0	0
Theft From Coin Machine	3	0	0	0
Theft From Motor Vehicle	0	0	0	0
Theft of Motor Vehicle Parts	0	0	0	0
Theft - All Other Larceny	0	0	0	0
<b>Crimes Against Society</b>				
Drug/Narcotic Violations	0	0	0	0
Drug/Narcotic Equipment Violations	0	0	0	0
Gambling - Betting/Wagering	0	0	0	0
Gambling - Operating/Promoting	0	0	0	0
Gambling - Equipment Violations	0	0	0	0
Gambling - Sports Tampering	0	0	0	0
Pornography/Obscene Material	0	0	0	0
Prostitution	0	0	0	0
Prostitution Assisting/Promoting	0	0	0	0
Weapon Law Violations	0	0	0	0
<b>Total Group A Offenses</b>	<b>4</b>	<b>0</b>	<b>0</b>	<b>0</b>



# Cove Lake State Park - 2006

2005 Population Estimate N/A

## Offense Overview

Offense Total 0  
 Number Cleared 0  
 Percent Cleared 0.00 %

Group A Crimes per 100,000 population N/A

## Arrest Overview

Total Arrests 0  
 Adult Arrests 0  
 Juvenile Arrests 0  
 Unknown Age 0

Arrests per 100,000 population N/A

Average number offenses/incident 0.00

## Domestic Violence Victims

Offense	Total	Arrests
Murder	0	0
Aggravated Assault	0	0
Simple Assault	0	0
Intimidation	0	0
Stalking	0	0
Forcible Rape	0	0
Forcible Sodomy	0	0
Sexual Assault W/Object	0	0
Forcible Fondling	0	0
Incest	0	0
Statutory Rape	0	0
Kidnaping/Abduction	0	0
<b>Total</b>	<b>0</b>	<b>0</b>

## TIBRS Group B Arrests

Offense	Adult	Juvenile
Bad Checks	0	0
Curfew/Vagrancy	0	0
Disorderly Conduct	0	0
DUI	0	0
Drunkenness	0	0
Family-Non Violent	0	0
Liquor Law Violations	0	0
Peeping Tom	0	0
Runaway	0	0
Trespass	0	0
All Other Offenses	0	0
<b>Total Group B</b>	<b>0</b>	<b>0</b>

TIBRS Group A Offenses	Offenses		Arrests	
	Reported	Cleared	Adult	Juvenile
<b>Crimes Against Persons</b>				
Murder	0	0	0	0
Negligent Manslaughter	0	0	0	0
Kidnaping/Abduction	0	0	0	0
Forcible Rape	0	0	0	0
Forcible Sodomy	0	0	0	0
Sexual Assault W/Object	0	0	0	0
Forcible Fondling	0	0	0	0
Incest	0	0	0	0
Statutory Rape	0	0	0	0
Aggravated Assault	0	0	0	0
Simple Assault	0	0	0	0
Intimidation	0	0	0	0
Stalking	0	0	0	0
<b>Crimes Against Property</b>				
Arson	0	0	0	0
Bribery	0	0	0	0
Burglary	0	0	0	0
Counterfeiting/Forgery	0	0	0	0
Destruction/Damage/Vandalism	0	0	0	0
Embezzlement	0	0	0	0
Extortion/Blackmail	0	0	0	0
Fraud - False Pretenses	0	0	0	0
Fraud - Credit Card/ATM	0	0	0	0
Fraud - Impersonation	0	0	0	0
Fraud - Welfare	0	0	0	0
Fraud - Wire	0	0	0	0
Motor Vehicle Theft	0	0	0	0
Robbery	0	0	0	0
Stolen Property Offenses	0	0	0	0
Theft - Pocket-picking	0	0	0	0
Theft - Purse Snatching	0	0	0	0
Theft - Shoplifting	0	0	0	0
Theft From Building	0	0	0	0
Theft From Coin Machine	0	0	0	0
Theft From Motor Vehicle	0	0	0	0
Theft of Motor Vehicle Parts	0	0	0	0
Theft - All Other Larceny	0	0	0	0
<b>Crimes Against Society</b>				
Drug/Narcotic Violations	0	0	0	0
Drug/Narcotic Equipment Violations	0	0	0	0
Gambling - Betting/Wagering	0	0	0	0
Gambling - Operating/Promoting	0	0	0	0
Gambling - Equipment Violations	0	0	0	0
Gambling - Sports Tampering	0	0	0	0
Pornography/Obscene Material	0	0	0	0
Prostitution	0	0	0	0
Prostitution Assisting/Promoting	0	0	0	0
Weapon Law Violations	0	0	0	0
<b>Total Group A Offenses</b>	<b>0</b>	<b>0</b>	<b>0</b>	<b>0</b>





# Cumberland Mountain State Park - 2006

2005 Population Estimate N/A

## Offense Overview

Offense Total 0  
Number Cleared 0  
Percent Cleared 0.00 %

Group A Crimes per 100,000 population N/A

## Arrest Overview

Total Arrests 0  
Adult Arrests 0  
Juvenile Arrests 0  
Unknown Age 0

Arrests per 100,000 population N/A

Average number offenses/incident 0.00

## Domestic Violence Victims

Offense	Total	Arrests
Murder	0	0
Aggravated Assault	0	0
Simple Assault	0	0
Intimidation	0	0
Stalking	0	0
Forcible Rape	0	0
Forcible Sodomy	0	0
Sexual Assault W/Object	0	0
Forcible Fondling	0	0
Incest	0	0
Statutory Rape	0	0
Kidnaping/Abduction	0	0
<b>Total</b>	<b>0</b>	<b>0</b>

## TIBRS Group B Arrests

Offense	Adult	Juvenile
Bad Checks	0	0
Curfew/Vagrancy	0	0
Disorderly Conduct	0	0
DUI	0	0
Drunkenness	0	0
Family-Non Violent	0	0
Liquor Law Violations	0	0
Peeping Tom	0	0
Runaway	0	0
Trespass	0	0
All Other Offenses	0	0
<b>Total Group B</b>	<b>0</b>	<b>0</b>

TIBRS Group A Offenses	Offenses		Arrests	
	Reported	Cleared	Adult	Juvenile
<b>Crimes Against Persons</b>				
Murder	0	0	0	0
Negligent Manslaughter	0	0	0	0
Kidnaping/Abduction	0	0	0	0
Forcible Rape	0	0	0	0
Forcible Sodomy	0	0	0	0
Sexual Assault W/Object	0	0	0	0
Forcible Fondling	0	0	0	0
Incest	0	0	0	0
Statutory Rape	0	0	0	0
Aggravated Assault	0	0	0	0
Simple Assault	0	0	0	0
Intimidation	0	0	0	0
Stalking	0	0	0	0
<b>Crimes Against Property</b>				
Arson	0	0	0	0
Bribery	0	0	0	0
Burglary	0	0	0	0
Counterfeiting/Forgery	0	0	0	0
Destruction/Damage/Vandalism	0	0	0	0
Embezzlement	0	0	0	0
Extortion/Blackmail	0	0	0	0
Fraud - False Pretenses	0	0	0	0
Fraud - Credit Card/ATM	0	0	0	0
Fraud - Impersonation	0	0	0	0
Fraud - Welfare	0	0	0	0
Fraud - Wire	0	0	0	0
Motor Vehicle Theft	0	0	0	0
Robbery	0	0	0	0
Stolen Property Offenses	0	0	0	0
Theft - Pocket-picking	0	0	0	0
Theft - Purse Snatching	0	0	0	0
Theft - Shoplifting	0	0	0	0
Theft From Building	0	0	0	0
Theft From Coin Machine	0	0	0	0
Theft From Motor Vehicle	0	0	0	0
Theft of Motor Vehicle Parts	0	0	0	0
Theft - All Other Larceny	0	0	0	0
<b>Crimes Against Society</b>				
Drug/Narcotic Violations	0	0	0	0
Drug/Narcotic Equipment Violations	0	0	0	0
Gambling - Betting/Wagering	0	0	0	0
Gambling - Operating/Promoting	0	0	0	0
Gambling - Equipment Violations	0	0	0	0
Gambling - Sports Tampering	0	0	0	0
Pornography/Obscene Material	0	0	0	0
Prostitution	0	0	0	0
Prostitution Assisting/Promoting	0	0	0	0
Weapon Law Violations	0	0	0	0
<b>Total Group A Offenses</b>	<b>0</b>	<b>0</b>	<b>0</b>	<b>0</b>



**2005 Population Estimate** N/A

**Offense Overview**

Offense Total 4  
 Number Cleared 0  
 Percent Cleared 0.00 %

Group A Crimes per 100,000 population N/A

**Arrest Overview**

Total Arrests 0  
 Adult Arrests 0  
 Juvenile Arrests 0  
 Unknown Age 0

Arrests per 100,000 population N/A

Average number offenses/incident 1.00

**Domestic Violence Victims**

Offense	Total	Arrests
Murder	0	0
Aggravated Assault	0	0
Simple Assault	0	0
Intimidation	0	0
Stalking	0	0
Forcible Rape	0	0
Forcible Sodomy	0	0
Sexual Assault W/Object	0	0
Forcible Fondling	0	0
Incest	0	0
Statutory Rape	0	0
Kidnaping/Abduction	0	0
<b>Total</b>	<b>0</b>	<b>0</b>

**TIBRS Group B Arrests**

Offense	Adult	Juvenile
Bad Checks	0	0
Curfew/Vagrancy	0	0
Disorderly Conduct	0	0
DUI	0	0
Drunkenness	0	0
Family-Non Violent	0	0
Liquor Law Violations	0	0
Peeping Tom	0	0
Runaway	0	0
Trespass	0	0
All Other Offenses	0	0
<b>Total Group B</b>	<b>0</b>	<b>0</b>

TIBRS Group A Offenses	Offenses		Arrests	
	Reported	Cleared	Adult	Juvenile
<b>Crimes Against Persons</b>				
Murder	0	0	0	0
Negligent Manslaughter	0	0	0	0
Kidnaping/Abduction	0	0	0	0
Forcible Rape	0	0	0	0
Forcible Sodomy	0	0	0	0
Sexual Assault W/Object	0	0	0	0
Forcible Fondling	0	0	0	0
Incest	0	0	0	0
Statutory Rape	0	0	0	0
Aggravated Assault	0	0	0	0
Simple Assault	0	0	0	0
Intimidation	0	0	0	0
Stalking	0	0	0	0
<b>Crimes Against Property</b>				
Arson	0	0	0	0
Bribery	0	0	0	0
Burglary	0	0	0	0
Counterfeiting/Forgery	0	0	0	0
Destruction/Damage/Vandalism	4	0	0	0
Embezzlement	0	0	0	0
Extortion/Blackmail	0	0	0	0
Fraud - False Pretenses	0	0	0	0
Fraud - Credit Card/ATM	0	0	0	0
Fraud - Impersonation	0	0	0	0
Fraud - Welfare	0	0	0	0
Fraud - Wire	0	0	0	0
Motor Vehicle Theft	0	0	0	0
Robbery	0	0	0	0
Stolen Property Offenses	0	0	0	0
Theft - Pocket-picking	0	0	0	0
Theft - Purse Snatching	0	0	0	0
Theft - Shoplifting	0	0	0	0
Theft From Building	0	0	0	0
Theft From Coin Machine	0	0	0	0
Theft From Motor Vehicle	0	0	0	0
Theft of Motor Vehicle Parts	0	0	0	0
Theft - All Other Larceny	0	0	0	0
<b>Crimes Against Society</b>				
Drug/Narcotic Violations	0	0	0	0
Drug/Narcotic Equipment Violations	0	0	0	0
Gambling - Betting/Wagering	0	0	0	0
Gambling - Operating/Promoting	0	0	0	0
Gambling - Equipment Violations	0	0	0	0
Gambling - Sports Tampering	0	0	0	0
Pornography/Obscene Material	0	0	0	0
Prostitution	0	0	0	0
Prostitution Assisting/Promoting	0	0	0	0
Weapon Law Violations	0	0	0	0
<b>Total Group A Offenses</b>	<b>4</b>	<b>0</b>	<b>0</b>	<b>0</b>



2005 Population Estimate N/A

**Offense Overview**

Offense Total 0

Number Cleared 0

Percent Cleared 0.00 %

Group A Crimes per 100,000 population N/A

**Arrest Overview**

Total Arrests 0

Adult Arrests 0

Juvenile Arrests 0

Unknown Age 0

Arrests per 100,000 population N/A

Average number offenses/incident 0.00

**Domestic Violence Victims**

Offense	Total	Arrests
Murder	0	0
Aggravated Assault	0	0
Simple Assault	0	0
Intimidation	0	0
Stalking	0	0
Forcible Rape	0	0
Forcible Sodomy	0	0
Sexual Assault W/Object	0	0
Forcible Fondling	0	0
Incest	0	0
Statutory Rape	0	0
Kidnaping/Abduction	0	0
<b>Total</b>	<b>0</b>	<b>0</b>

**TIBRS Group B Arrests**

Offense	Adult	Juvenile
Bad Checks	0	0
Curfew/Vagrancy	0	0
Disorderly Conduct	0	0
DUI	0	0
Drunkenness	0	0
Family-Non Violent	0	0
Liquor Law Violations	0	0
Peeping Tom	0	0
Runaway	0	0
Trespass	0	0
All Other Offenses	0	0
<b>Total Group B</b>	<b>0</b>	<b>0</b>

TIBRS Group A Offenses	Offenses		Arrests	
	Reported	Cleared	Adult	Juvenile
<b>Crimes Against Persons</b>				
Murder	0	0	0	0
Negligent Manslaughter	0	0	0	0
Kidnaping/Abduction	0	0	0	0
Forcible Rape	0	0	0	0
Forcible Sodomy	0	0	0	0
Sexual Assault W/Object	0	0	0	0
Forcible Fondling	0	0	0	0
Incest	0	0	0	0
Statutory Rape	0	0	0	0
Aggravated Assault	0	0	0	0
Simple Assault	0	0	0	0
Intimidation	0	0	0	0
Stalking	0	0	0	0
<b>Crimes Against Property</b>				
Arson	0	0	0	0
Bribery	0	0	0	0
Burglary	0	0	0	0
Counterfeiting/Forgery	0	0	0	0
Destruction/Damage/Vandalism	0	0	0	0
Embezzlement	0	0	0	0
Extortion/Blackmail	0	0	0	0
Fraud - False Pretenses	0	0	0	0
Fraud - Credit Card/ATM	0	0	0	0
Fraud - Impersonation	0	0	0	0
Fraud - Welfare	0	0	0	0
Fraud - Wire	0	0	0	0
Motor Vehicle Theft	0	0	0	0
Robbery	0	0	0	0
Stolen Property Offenses	0	0	0	0
Theft - Pocket-picking	0	0	0	0
Theft - Purse Snatching	0	0	0	0
Theft - Shoplifting	0	0	0	0
Theft From Building	0	0	0	0
Theft From Coin Machine	0	0	0	0
Theft From Motor Vehicle	0	0	0	0
Theft of Motor Vehicle Parts	0	0	0	0
Theft - All Other Larceny	0	0	0	0
<b>Crimes Against Society</b>				
Drug/Narcotic Violations	0	0	0	0
Drug/Narcotic Equipment Violations	0	0	0	0
Gambling - Betting/Wagering	0	0	0	0
Gambling - Operating/Promoting	0	0	0	0
Gambling - Equipment Violations	0	0	0	0
Gambling - Sports Tampering	0	0	0	0
Pornography/Obscene Material	0	0	0	0
Prostitution	0	0	0	0
Prostitution Assisting/Promoting	0	0	0	0
Weapon Law Violations	0	0	0	0
<b>Total Group A Offenses</b>	<b>0</b>	<b>0</b>	<b>0</b>	<b>0</b>



2005 Population Estimate N/A

**Offense Overview**

Offense Total 0  
 Number Cleared 0  
 Percent Cleared 0.00 %

Group A Crimes per 100,000 population N/A

**Arrest Overview**

Total Arrests 0  
 Adult Arrests 0  
 Juvenile Arrests 0  
 Unknown Age 0

Arrests per 100,000 population N/A

Average number offenses/incident 0.00

**Domestic Violence Victims**

Offense	Total	Arrests
Murder	0	0
Aggravated Assault	0	0
Simple Assault	0	0
Intimidation	0	0
Stalking	0	0
Forcible Rape	0	0
Forcible Sodomy	0	0
Sexual Assault W/Object	0	0
Forcible Fondling	0	0
Incest	0	0
Statutory Rape	0	0
Kidnaping/Abduction	0	0
<b>Total</b>	<b>0</b>	<b>0</b>

**TIBRS Group B Arrests**

Offense	Adult	Juvenile
Bad Checks	0	0
Curfew/Vagrancy	0	0
Disorderly Conduct	0	0
DUI	0	0
Drunkenness	0	0
Family-Non Violent	0	0
Liquor Law Violations	0	0
Peeping Tom	0	0
Runaway	0	0
Trespass	0	0
All Other Offenses	0	0
<b>Total Group B</b>	<b>0</b>	<b>0</b>

TIBRS Group A Offenses	Offenses		Arrests	
	Reported	Cleared	Adult	Juvenile
<b>Crimes Against Persons</b>				
Murder	0	0	0	0
Negligent Manslaughter	0	0	0	0
Kidnaping/Abduction	0	0	0	0
Forcible Rape	0	0	0	0
Forcible Sodomy	0	0	0	0
Sexual Assault W/Object	0	0	0	0
Forcible Fondling	0	0	0	0
Incest	0	0	0	0
Statutory Rape	0	0	0	0
Aggravated Assault	0	0	0	0
Simple Assault	0	0	0	0
Intimidation	0	0	0	0
Stalking	0	0	0	0
<b>Crimes Against Property</b>				
Arson	0	0	0	0
Bribery	0	0	0	0
Burglary	0	0	0	0
Counterfeiting/Forgery	0	0	0	0
Destruction/Damage/Vandalism	0	0	0	0
Embezzlement	0	0	0	0
Extortion/Blackmail	0	0	0	0
Fraud - False Pretenses	0	0	0	0
Fraud - Credit Card/ATM	0	0	0	0
Fraud - Impersonation	0	0	0	0
Fraud - Welfare	0	0	0	0
Fraud - Wire	0	0	0	0
Motor Vehicle Theft	0	0	0	0
Robbery	0	0	0	0
Stolen Property Offenses	0	0	0	0
Theft - Pocket-picking	0	0	0	0
Theft - Purse Snatching	0	0	0	0
Theft - Shoplifting	0	0	0	0
Theft From Building	0	0	0	0
Theft From Coin Machine	0	0	0	0
Theft From Motor Vehicle	0	0	0	0
Theft of Motor Vehicle Parts	0	0	0	0
Theft - All Other Larceny	0	0	0	0
<b>Crimes Against Society</b>				
Drug/Narcotic Violations	0	0	0	0
Drug/Narcotic Equipment Violations	0	0	0	0
Gambling - Betting/Wagering	0	0	0	0
Gambling - Operating/Promoting	0	0	0	0
Gambling - Equipment Violations	0	0	0	0
Gambling - Sports Tampering	0	0	0	0
Pornography/Obscene Material	0	0	0	0
Prostitution	0	0	0	0
Prostitution Assisting/Promoting	0	0	0	0
Weapon Law Violations	0	0	0	0
<b>Total Group A Offenses</b>	<b>0</b>	<b>0</b>	<b>0</b>	<b>0</b>



# Dunbar Cave Natural Area - 2006

2005 Population Estimate N/A

## Offense Overview

Offense Total 0  
Number Cleared 0  
Percent Cleared 0.00 %

Group A Crimes per 100,000 population N/A

## Arrest Overview

Total Arrests 0  
Adult Arrests 0  
Juvenile Arrests 0  
Unknown Age 0

Arrests per 100,000 population N/A

Average number offenses/incident 0.00

## Domestic Violence Victims

Offense	Total	Arrests
Murder	0	0
Aggravated Assault	0	0
Simple Assault	0	0
Intimidation	0	0
Stalking	0	0
Forcible Rape	0	0
Forcible Sodomy	0	0
Sexual Assault W/Object	0	0
Forcible Fondling	0	0
Incest	0	0
Statutory Rape	0	0
Kidnaping/Abduction	0	0
<b>Total</b>	<b>0</b>	<b>0</b>

## TIBRS Group B Arrests

Offense	Adult	Juvenile
Bad Checks	0	0
Curfew/Vagrancy	0	0
Disorderly Conduct	0	0
DUI	0	0
Drunkenness	0	0
Family-Non Violent	0	0
Liquor Law Violations	0	0
Peeping Tom	0	0
Runaway	0	0
Trespass	0	0
All Other Offenses	0	0
<b>Total Group B</b>	<b>0</b>	<b>0</b>

TIBRS Group A Offenses	Offenses		Arrests	
	Reported	Cleared	Adult	Juvenile
<b>Crimes Against Persons</b>				
Murder	0	0	0	0
Negligent Manslaughter	0	0	0	0
Kidnaping/Abduction	0	0	0	0
Forcible Rape	0	0	0	0
Forcible Sodomy	0	0	0	0
Sexual Assault W/Object	0	0	0	0
Forcible Fondling	0	0	0	0
Incest	0	0	0	0
Statutory Rape	0	0	0	0
Aggravated Assault	0	0	0	0
Simple Assault	0	0	0	0
Intimidation	0	0	0	0
Stalking	0	0	0	0
<b>Crimes Against Property</b>				
Arson	0	0	0	0
Bribery	0	0	0	0
Burglary	0	0	0	0
Counterfeiting/Forgery	0	0	0	0
Destruction/Damage/Vandalism	0	0	0	0
Embezzlement	0	0	0	0
Extortion/Blackmail	0	0	0	0
Fraud - False Pretenses	0	0	0	0
Fraud - Credit Card/ATM	0	0	0	0
Fraud - Impersonation	0	0	0	0
Fraud - Welfare	0	0	0	0
Fraud - Wire	0	0	0	0
Motor Vehicle Theft	0	0	0	0
Robbery	0	0	0	0
Stolen Property Offenses	0	0	0	0
Theft - Pocket-picking	0	0	0	0
Theft - Purse Snatching	0	0	0	0
Theft - Shoplifting	0	0	0	0
Theft From Building	0	0	0	0
Theft From Coin Machine	0	0	0	0
Theft From Motor Vehicle	0	0	0	0
Theft of Motor Vehicle Parts	0	0	0	0
Theft - All Other Larceny	0	0	0	0
<b>Crimes Against Society</b>				
Drug/Narcotic Violations	0	0	0	0
Drug/Narcotic Equipment Violations	0	0	0	0
Gambling - Betting/Wagering	0	0	0	0
Gambling - Operating/Promoting	0	0	0	0
Gambling - Equipment Violations	0	0	0	0
Gambling - Sports Tampering	0	0	0	0
Pornography/Obscene Material	0	0	0	0
Prostitution	0	0	0	0
Prostitution Assisting/Promoting	0	0	0	0
Weapon Law Violations	0	0	0	0
<b>Total Group A Offenses</b>	<b>0</b>	<b>0</b>	<b>0</b>	<b>0</b>



2005 Population Estimate N/A

**Offense Overview**

Offense Total 6  
 Number Cleared 1  
 Percent Cleared 16.67 %

Group A Crimes per 100,000 population N/A

**Arrest Overview**

Total Arrests 1  
 Adult Arrests 1  
 Juvenile Arrests 0  
 Unknown Age 0

Arrests per 100,000 population N/A

Average number offenses/incident 1.00

**Domestic Violence Victims**

Offense	Total	Arrests
Murder	0	0
Aggravated Assault	0	0
Simple Assault	1	1
Intimidation	0	0
Stalking	0	0
Forcible Rape	0	0
Forcible Sodomy	0	0
Sexual Assault W/Object	0	0
Forcible Fondling	0	0
Incest	0	0
Statutory Rape	0	0
Kidnaping/Abduction	0	0
<b>Total</b>	<b>1</b>	<b>1</b>

**TIBRS Group B Arrests**

Offense	Adult	Juvenile
Bad Checks	0	0
Curfew/Vagrancy	0	0
Disorderly Conduct	0	0
DUI	0	0
Drunkenness	0	0
Family-Non Violent	0	0
Liquor Law Violations	0	0
Peeping Tom	0	0
Runaway	0	0
Trespass	0	0
All Other Offenses	0	0
<b>Total Group B</b>	<b>0</b>	<b>0</b>

TIBRS Group A Offenses	Offenses		Arrests	
	Reported	Cleared	Adult	Juvenile
<b>Crimes Against Persons</b>				
Murder	0	0	0	0
Negligent Manslaughter	0	0	0	0
Kidnaping/Abduction	0	0	0	0
Forcible Rape	0	0	0	0
Forcible Sodomy	0	0	0	0
Sexual Assault W/Object	0	0	0	0
Forcible Fondling	0	0	0	0
Incest	0	0	0	0
Statutory Rape	0	0	0	0
Aggravated Assault	0	0	0	0
Simple Assault	1	1	1	0
Intimidation	0	0	0	0
Stalking	0	0	0	0
<b>Crimes Against Property</b>				
Arson	0	0	0	0
Bribery	0	0	0	0
Burglary	0	0	0	0
Counterfeiting/Forgery	0	0	0	0
Destruction/Damage/Vandalism	0	0	0	0
Embezzlement	0	0	0	0
Extortion/Blackmail	0	0	0	0
Fraud - False Pretenses	0	0	0	0
Fraud - Credit Card/ATM	0	0	0	0
Fraud - Impersonation	0	0	0	0
Fraud - Welfare	0	0	0	0
Fraud - Wire	0	0	0	0
Motor Vehicle Theft	0	0	0	0
Robbery	0	0	0	0
Stolen Property Offenses	0	0	0	0
Theft - Pocket-picking	0	0	0	0
Theft - Purse Snatching	0	0	0	0
Theft - Shoplifting	0	0	0	0
Theft From Building	0	0	0	0
Theft From Coin Machine	0	0	0	0
Theft From Motor Vehicle	4	0	0	0
Theft of Motor Vehicle Parts	1	0	0	0
Theft - All Other Larceny	0	0	0	0
<b>Crimes Against Society</b>				
Drug/Narcotic Violations	0	0	0	0
Drug/Narcotic Equipment Violations	0	0	0	0
Gambling - Betting/Wagering	0	0	0	0
Gambling - Operating/Promoting	0	0	0	0
Gambling - Equipment Violations	0	0	0	0
Gambling - Sports Tampering	0	0	0	0
Pornography/Obscene Material	0	0	0	0
Prostitution	0	0	0	0
Prostitution Assisting/Promoting	0	0	0	0
Weapon Law Violations	0	0	0	0
<b>Total Group A Offenses</b>	<b>6</b>	<b>1</b>	<b>1</b>	<b>0</b>



**2005 Population Estimate** N/A

**Offense Overview**

Offense Total 1  
 Number Cleared 1  
 Percent Cleared 100.00 %

Group A Crimes per 100,000 population N/A

**Arrest Overview**

Total Arrests 3  
 Adult Arrests 3  
 Juvenile Arrests 0  
 Unknown Age 0

Arrests per 100,000 population N/A

Average number offenses/incident 1.00

**Domestic Violence Victims**

Offense	Total	Arrests
Murder	0	0
Aggravated Assault	0	0
Simple Assault	0	0
Intimidation	0	0
Stalking	0	0
Forcible Rape	0	0
Forcible Sodomy	0	0
Sexual Assault W/Object	0	0
Forcible Fondling	0	0
Incest	0	0
Statutory Rape	0	0
Kidnaping/Abduction	0	0
<b>Total</b>	<b>0</b>	<b>0</b>

**TIBRS Group B Arrests**

Offense	Adult	Juvenile
Bad Checks	0	0
Curfew/Vagrancy	0	0
Disorderly Conduct	0	0
DUI	2	0
Drunkenness	0	0
Family-Non Violent	0	0
Liquor Law Violations	0	0
Peeping Tom	0	0
Runaway	0	0
Trespass	0	0
All Other Offenses	0	0
<b>Total Group B</b>	<b>2</b>	<b>0</b>

TIBRS Group A Offenses	Offenses		Arrests	
	Reported	Cleared	Adult	Juvenile
<b>Crimes Against Persons</b>				
Murder	0	0	0	0
Negligent Manslaughter	0	0	0	0
Kidnaping/Abduction	0	0	0	0
Forcible Rape	0	0	0	0
Forcible Sodomy	0	0	0	0
Sexual Assault W/Object	0	0	0	0
Forcible Fondling	0	0	0	0
Incest	0	0	0	0
Statutory Rape	0	0	0	0
Aggravated Assault	0	0	0	0
Simple Assault	0	0	0	0
Intimidation	0	0	0	0
Stalking	0	0	0	0
<b>Crimes Against Property</b>				
Arson	0	0	0	0
Bribery	0	0	0	0
Burglary	0	0	0	0
Counterfeiting/Forgery	0	0	0	0
Destruction/Damage/Vandalism	0	0	0	0
Embezzlement	0	0	0	0
Extortion/Blackmail	0	0	0	0
Fraud - False Pretenses	0	0	0	0
Fraud - Credit Card/ATM	0	0	0	0
Fraud - Impersonation	0	0	0	0
Fraud - Welfare	0	0	0	0
Fraud - Wire	0	0	0	0
Motor Vehicle Theft	0	0	0	0
Robbery	0	0	0	0
Stolen Property Offenses	1	1	1	0
Theft - Pocket-picking	0	0	0	0
Theft - Purse Snatching	0	0	0	0
Theft - Shoplifting	0	0	0	0
Theft From Building	0	0	0	0
Theft From Coin Machine	0	0	0	0
Theft From Motor Vehicle	0	0	0	0
Theft of Motor Vehicle Parts	0	0	0	0
Theft - All Other Larceny	0	0	0	0
<b>Crimes Against Society</b>				
Drug/Narcotic Violations	0	0	0	0
Drug/Narcotic Equipment Violations	0	0	0	0
Gambling - Betting/Wagering	0	0	0	0
Gambling - Operating/Promoting	0	0	0	0
Gambling - Equipment Violations	0	0	0	0
Gambling - Sports Tampering	0	0	0	0
Pornography/Obscene Material	0	0	0	0
Prostitution	0	0	0	0
Prostitution Assisting/Promoting	0	0	0	0
Weapon Law Violations	0	0	0	0
<b>Total Group A Offenses</b>	<b>1</b>	<b>1</b>	<b>1</b>	<b>0</b>



2005 Population Estimate N/A

**Offense Overview**

Offense Total 0  
 Number Cleared 0  
 Percent Cleared 0.00 %

Group A Crimes per 100,000 population N/A

**Arrest Overview**

Total Arrests 0  
 Adult Arrests 0  
 Juvenile Arrests 0  
 Unknown Age 0

Arrests per 100,000 population N/A

Average number offenses/incident 0.00

**Domestic Violence Victims**

Offense	Total	Arrests
Murder	0	0
Aggravated Assault	0	0
Simple Assault	0	0
Intimidation	0	0
Stalking	0	0
Forcible Rape	0	0
Forcible Sodomy	0	0
Sexual Assault W/Object	0	0
Forcible Fondling	0	0
Incest	0	0
Statutory Rape	0	0
Kidnaping/Abduction	0	0
<b>Total</b>	<b>0</b>	<b>0</b>

**TIBRS Group B Arrests**

Offense	Adult	Juvenile
Bad Checks	0	0
Curfew/Vagrancy	0	0
Disorderly Conduct	0	0
DUI	0	0
Drunkenness	0	0
Family-Non Violent	0	0
Liquor Law Violations	0	0
Peeping Tom	0	0
Runaway	0	0
Trespass	0	0
All Other Offenses	0	0
<b>Total Group B</b>	<b>0</b>	<b>0</b>

TIBRS Group A Offenses	Offenses		Arrests	
	Reported	Cleared	Adult	Juvenile
<b>Crimes Against Persons</b>				
Murder	0	0	0	0
Negligent Manslaughter	0	0	0	0
Kidnaping/Abduction	0	0	0	0
Forcible Rape	0	0	0	0
Forcible Sodomy	0	0	0	0
Sexual Assault W/Object	0	0	0	0
Forcible Fondling	0	0	0	0
Incest	0	0	0	0
Statutory Rape	0	0	0	0
Aggravated Assault	0	0	0	0
Simple Assault	0	0	0	0
Intimidation	0	0	0	0
Stalking	0	0	0	0
<b>Crimes Against Property</b>				
Arson	0	0	0	0
Bribery	0	0	0	0
Burglary	0	0	0	0
Counterfeiting/Forgery	0	0	0	0
Destruction/Damage/Vandalism	0	0	0	0
Embezzlement	0	0	0	0
Extortion/Blackmail	0	0	0	0
Fraud - False Pretenses	0	0	0	0
Fraud - Credit Card/ATM	0	0	0	0
Fraud - Impersonation	0	0	0	0
Fraud - Welfare	0	0	0	0
Fraud - Wire	0	0	0	0
Motor Vehicle Theft	0	0	0	0
Robbery	0	0	0	0
Stolen Property Offenses	0	0	0	0
Theft - Pocket-picking	0	0	0	0
Theft - Purse Snatching	0	0	0	0
Theft - Shoplifting	0	0	0	0
Theft From Building	0	0	0	0
Theft From Coin Machine	0	0	0	0
Theft From Motor Vehicle	0	0	0	0
Theft of Motor Vehicle Parts	0	0	0	0
Theft - All Other Larceny	0	0	0	0
<b>Crimes Against Society</b>				
Drug/Narcotic Violations	0	0	0	0
Drug/Narcotic Equipment Violations	0	0	0	0
Gambling - Betting/Wagering	0	0	0	0
Gambling - Operating/Promoting	0	0	0	0
Gambling - Equipment Violations	0	0	0	0
Gambling - Sports Tampering	0	0	0	0
Pornography/Obscene Material	0	0	0	0
Prostitution	0	0	0	0
Prostitution Assisting/Promoting	0	0	0	0
Weapon Law Violations	0	0	0	0
<b>Total Group A Offenses</b>	<b>0</b>	<b>0</b>	<b>0</b>	<b>0</b>





**2005 Population Estimate** N/A

**Offense Overview**

Offense Total 1  
 Number Cleared 1  
 Percent Cleared 100.00 %

Group A Crimes per 100,000 population N/A

**Arrest Overview**

Total Arrests 3  
 Adult Arrests 3  
 Juvenile Arrests 0  
 Unknown Age 0

Arrests per 100,000 population N/A

Average number offenses/incident 1.00

**Domestic Violence Victims**

Offense	Total	Arrests
Murder	0	0
Aggravated Assault	0	0
Simple Assault	0	0
Intimidation	0	0
Stalking	0	0
Forcible Rape	0	0
Forcible Sodomy	0	0
Sexual Assault W/Object	0	0
Forcible Fondling	0	0
Incest	0	0
Statutory Rape	0	0
Kidnaping/Abduction	0	0
<b>Total</b>	<b>0</b>	<b>0</b>

**TIBRS Group B Arrests**

Offense	Adult	Juvenile
Bad Checks	0	0
Curfew/Vagrancy	0	0
Disorderly Conduct	0	0
DUI	0	0
Drunkenness	2	0
Family-Non Violent	0	0
Liquor Law Violations	0	0
Peeping Tom	0	0
Runaway	0	0
Trespass	0	0
All Other Offenses	0	0
<b>Total Group B</b>	<b>2</b>	<b>0</b>

TIBRS Group A Offenses	Offenses		Arrests	
	Reported	Cleared	Adult	Juvenile
<b>Crimes Against Persons</b>				
Murder	0	0	0	0
Negligent Manslaughter	0	0	0	0
Kidnaping/Abduction	0	0	0	0
Forcible Rape	0	0	0	0
Forcible Sodomy	0	0	0	0
Sexual Assault W/Object	0	0	0	0
Forcible Fondling	0	0	0	0
Incest	0	0	0	0
Statutory Rape	0	0	0	0
Aggravated Assault	0	0	0	0
Simple Assault	0	0	0	0
Intimidation	0	0	0	0
Stalking	0	0	0	0
<b>Crimes Against Property</b>				
Arson	0	0	0	0
Bribery	0	0	0	0
Burglary	0	0	0	0
Counterfeiting/Forgery	0	0	0	0
Destruction/Damage/Vandalism	0	0	0	0
Embezzlement	0	0	0	0
Extortion/Blackmail	0	0	0	0
Fraud - False Pretenses	0	0	0	0
Fraud - Credit Card/ATM	0	0	0	0
Fraud - Impersonation	0	0	0	0
Fraud - Welfare	0	0	0	0
Fraud - Wire	0	0	0	0
Motor Vehicle Theft	0	0	0	0
Robbery	0	0	0	0
Stolen Property Offenses	0	0	0	0
Theft - Pocket-picking	0	0	0	0
Theft - Purse Snatching	0	0	0	0
Theft - Shoplifting	0	0	0	0
Theft From Building	0	0	0	0
Theft From Coin Machine	0	0	0	0
Theft From Motor Vehicle	0	0	0	0
Theft of Motor Vehicle Parts	0	0	0	0
Theft - All Other Larceny	0	0	0	0
<b>Crimes Against Society</b>				
Drug/Narcotic Violations	1	1	1	0
Drug/Narcotic Equipment Violations	0	0	0	0
Gambling - Betting/Wagering	0	0	0	0
Gambling - Operating/Promoting	0	0	0	0
Gambling - Equipment Violations	0	0	0	0
Gambling - Sports Tampering	0	0	0	0
Pornography/Obscene Material	0	0	0	0
Prostitution	0	0	0	0
Prostitution Assisting/Promoting	0	0	0	0
Weapon Law Violations	0	0	0	0
<b>Total Group A Offenses</b>	<b>1</b>	<b>1</b>	<b>1</b>	<b>0</b>



# Frozen Head Natural Area - 2006

2005 Population Estimate N/A

## Offense Overview

Offense Total 0  
Number Cleared 0  
Percent Cleared 0.00 %

Group A Crimes per 100,000 population N/A

## Arrest Overview

Total Arrests 0  
Adult Arrests 0  
Juvenile Arrests 0  
Unknown Age 0

Arrests per 100,000 population N/A

Average number offenses/incident 0.00

## Domestic Violence Victims

Offense	Total	Arrests
Murder	0	0
Aggravated Assault	0	0
Simple Assault	0	0
Intimidation	0	0
Stalking	0	0
Forcible Rape	0	0
Forcible Sodomy	0	0
Sexual Assault W/Object	0	0
Forcible Fondling	0	0
Incest	0	0
Statutory Rape	0	0
Kidnaping/Abduction	0	0
<b>Total</b>	<b>0</b>	<b>0</b>

## TIBRS Group B Arrests

Offense	Adult	Juvenile
Bad Checks	0	0
Curfew/Vagrancy	0	0
Disorderly Conduct	0	0
DUI	0	0
Drunkenness	0	0
Family-Non Violent	0	0
Liquor Law Violations	0	0
Peeping Tom	0	0
Runaway	0	0
Trespass	0	0
All Other Offenses	0	0
<b>Total Group B</b>	<b>0</b>	<b>0</b>

TIBRS Group A Offenses	Offenses		Arrests	
	Reported	Cleared	Adult	Juvenile
<b>Crimes Against Persons</b>				
Murder	0	0	0	0
Negligent Manslaughter	0	0	0	0
Kidnaping/Abduction	0	0	0	0
Forcible Rape	0	0	0	0
Forcible Sodomy	0	0	0	0
Sexual Assault W/Object	0	0	0	0
Forcible Fondling	0	0	0	0
Incest	0	0	0	0
Statutory Rape	0	0	0	0
Aggravated Assault	0	0	0	0
Simple Assault	0	0	0	0
Intimidation	0	0	0	0
Stalking	0	0	0	0
<b>Crimes Against Property</b>				
Arson	0	0	0	0
Bribery	0	0	0	0
Burglary	0	0	0	0
Counterfeiting/Forgery	0	0	0	0
Destruction/Damage/Vandalism	0	0	0	0
Embezzlement	0	0	0	0
Extortion/Blackmail	0	0	0	0
Fraud - False Pretenses	0	0	0	0
Fraud - Credit Card/ATM	0	0	0	0
Fraud - Impersonation	0	0	0	0
Fraud - Welfare	0	0	0	0
Fraud - Wire	0	0	0	0
Motor Vehicle Theft	0	0	0	0
Robbery	0	0	0	0
Stolen Property Offenses	0	0	0	0
Theft - Pocket-picking	0	0	0	0
Theft - Purse Snatching	0	0	0	0
Theft - Shoplifting	0	0	0	0
Theft From Building	0	0	0	0
Theft From Coin Machine	0	0	0	0
Theft From Motor Vehicle	0	0	0	0
Theft of Motor Vehicle Parts	0	0	0	0
Theft - All Other Larceny	0	0	0	0
<b>Crimes Against Society</b>				
Drug/Narcotic Violations	0	0	0	0
Drug/Narcotic Equipment Violations	0	0	0	0
Gambling - Betting/Wagering	0	0	0	0
Gambling - Operating/Promoting	0	0	0	0
Gambling - Equipment Violations	0	0	0	0
Gambling - Sports Tampering	0	0	0	0
Pornography/Obscene Material	0	0	0	0
Prostitution	0	0	0	0
Prostitution Assisting/Promoting	0	0	0	0
Weapon Law Violations	0	0	0	0
<b>Total Group A Offenses</b>	<b>0</b>	<b>0</b>	<b>0</b>	<b>0</b>



2005 Population Estimate N/A

**Offense Overview**

Offense Total 5  
 Number Cleared 0  
 Percent Cleared 0.00 %

Group A Crimes per 100,000 population N/A

**Arrest Overview**

Total Arrests 0  
 Adult Arrests 0  
 Juvenile Arrests 0  
 Unknown Age 0

Arrests per 100,000 population N/A

Average number offenses/incident 2.50

**Domestic Violence Victims**

Offense	Total	Arrests
Murder	0	0
Aggravated Assault	0	0
Simple Assault	0	0
Intimidation	0	0
Stalking	0	0
Forcible Rape	0	0
Forcible Sodomy	0	0
Sexual Assault W/Object	0	0
Forcible Fondling	0	0
Incest	0	0
Statutory Rape	0	0
Kidnaping/Abduction	0	0
<b>Total</b>	<b>0</b>	<b>0</b>

**TIBRS Group B Arrests**

Offense	Adult	Juvenile
Bad Checks	0	0
Curfew/Vagrancy	0	0
Disorderly Conduct	0	0
DUI	0	0
Drunkenness	0	0
Family-Non Violent	0	0
Liquor Law Violations	0	0
Peeping Tom	0	0
Runaway	0	0
Trespass	0	0
All Other Offenses	0	0
<b>Total Group B</b>	<b>0</b>	<b>0</b>

TIBRS Group A Offenses	Offenses		Arrests	
	Reported	Cleared	Adult	Juvenile
<b>Crimes Against Persons</b>				
Murder	0	0	0	0
Negligent Manslaughter	0	0	0	0
Kidnaping/Abduction	0	0	0	0
Forcible Rape	0	0	0	0
Forcible Sodomy	0	0	0	0
Sexual Assault W/Object	0	0	0	0
Forcible Fondling	0	0	0	0
Incest	0	0	0	0
Statutory Rape	0	0	0	0
Aggravated Assault	0	0	0	0
Simple Assault	0	0	0	0
Intimidation	0	0	0	0
Stalking	0	0	0	0
<b>Crimes Against Property</b>				
Arson	1	0	0	0
Bribery	0	0	0	0
Burglary	0	0	0	0
Counterfeiting/Forgery	0	0	0	0
Destruction/Damage/Vandalism	2	0	0	0
Embezzlement	0	0	0	0
Extortion/Blackmail	0	0	0	0
Fraud - False Pretenses	0	0	0	0
Fraud - Credit Card/ATM	0	0	0	0
Fraud - Impersonation	0	0	0	0
Fraud - Welfare	0	0	0	0
Fraud - Wire	0	0	0	0
Motor Vehicle Theft	1	0	0	0
Robbery	0	0	0	0
Stolen Property Offenses	0	0	0	0
Theft - Pocket-picking	0	0	0	0
Theft - Purse Snatching	0	0	0	0
Theft - Shoplifting	0	0	0	0
Theft From Building	0	0	0	0
Theft From Coin Machine	0	0	0	0
Theft From Motor Vehicle	0	0	0	0
Theft of Motor Vehicle Parts	1	0	0	0
Theft - All Other Larceny	0	0	0	0
<b>Crimes Against Society</b>				
Drug/Narcotic Violations	0	0	0	0
Drug/Narcotic Equipment Violations	0	0	0	0
Gambling - Betting/Wagering	0	0	0	0
Gambling - Operating/Promoting	0	0	0	0
Gambling - Equipment Violations	0	0	0	0
Gambling - Sports Tampering	0	0	0	0
Pornography/Obscene Material	0	0	0	0
Prostitution	0	0	0	0
Prostitution Assisting/Promoting	0	0	0	0
Weapon Law Violations	0	0	0	0
<b>Total Group A Offenses</b>	<b>5</b>	<b>0</b>	<b>0</b>	<b>0</b>



# Harrison Bay State Park - 2006

2005 Population Estimate N/A

## Offense Overview

Offense Total 12  
Number Cleared 8  
Percent Cleared 66.67 %

Group A Crimes per 100,000 population N/A

## Arrest Overview

Total Arrests 13  
Adult Arrests 13  
Juvenile Arrests 0  
Unknown Age 0

Arrests per 100,000 population N/A

Average number offenses/incident 1.71

## Domestic Violence Victims

Offense	Total	Arrests
Murder	0	0
Aggravated Assault	0	0
Simple Assault	0	0
Intimidation	0	0
Stalking	0	0
Forcible Rape	0	0
Forcible Sodomy	0	0
Sexual Assault W/Object	0	0
Forcible Fondling	0	0
Incest	0	0
Statutory Rape	0	0
Kidnaping/Abduction	0	0
<b>Total</b>	<b>0</b>	<b>0</b>

## TIBRS Group B Arrests

Offense	Adult	Juvenile
Bad Checks	0	0
Curfew/Vagrancy	0	0
Disorderly Conduct	0	0
DUI	0	0
Drunkenness	0	0
Family-Non Violent	0	0
Liquor Law Violations	1	0
Peeping Tom	0	0
Runaway	0	0
Trespass	0	0
All Other Offenses	8	0
<b>Total Group B</b>	<b>9</b>	<b>0</b>

TIBRS Group A Offenses	Offenses		Arrests	
	Reported	Cleared	Adult	Juvenile
<b>Crimes Against Persons</b>				
Murder	0	0	0	0
Negligent Manslaughter	0	0	0	0
Kidnaping/Abduction	1	0	0	0
Forcible Rape	1	0	0	0
Forcible Sodomy	0	0	0	0
Sexual Assault W/Object	0	0	0	0
Forcible Fondling	0	0	0	0
Incest	0	0	0	0
Statutory Rape	0	0	0	0
Aggravated Assault	0	0	0	0
Simple Assault	1	1	1	0
Intimidation	0	0	0	0
Stalking	0	0	0	0
<b>Crimes Against Property</b>				
Arson	0	0	0	0
Bribery	0	0	0	0
Burglary	0	0	0	0
Counterfeiting/Forgery	0	0	0	0
Destruction/Damage/Vandalism	0	0	0	0
Embezzlement	0	0	0	0
Extortion/Blackmail	0	0	0	0
Fraud - False Pretenses	0	0	0	0
Fraud - Credit Card/ATM	0	0	0	0
Fraud - Impersonation	1	0	0	0
Fraud - Welfare	0	0	0	0
Fraud - Wire	0	0	0	0
Motor Vehicle Theft	0	0	0	0
Robbery	0	0	0	0
Stolen Property Offenses	1	0	0	0
Theft - Pocket-picking	0	0	0	0
Theft - Purse Snatching	0	0	0	0
Theft - Shoplifting	0	0	0	0
Theft From Building	0	0	0	0
Theft From Coin Machine	0	0	0	0
Theft From Motor Vehicle	0	0	0	0
Theft of Motor Vehicle Parts	0	0	0	0
Theft - All Other Larceny	0	0	0	0
<b>Crimes Against Society</b>				
Drug/Narcotic Violations	4	4	3	0
Drug/Narcotic Equipment Violations	3	3	0	0
Gambling - Betting/Wagering	0	0	0	0
Gambling - Operating/Promoting	0	0	0	0
Gambling - Equipment Violations	0	0	0	0
Gambling - Sports Tampering	0	0	0	0
Pornography/Obscene Material	0	0	0	0
Prostitution	0	0	0	0
Prostitution Assisting/Promoting	0	0	0	0
Weapon Law Violations	0	0	0	0
<b>Total Group A Offenses</b>	<b>12</b>	<b>8</b>	<b>4</b>	<b>0</b>



# Henry Horton State Park - 2006

<b>2005 Population Estimate</b>	N/A
<b>Offense Overview</b>	
Offense Total	11
Number Cleared	1
Percent Cleared	9.09 %

Group A Crimes per 100,000 population N/A

<b>Arrest Overview</b>	
Total Arrests	4
Adult Arrests	2
Juvenile Arrests	2
Unknown Age	0

Arrests per 100,000 population N/A

Average number offenses/incident 1.38

Domestic Violence Victims		
Offense	Total	Arrests
Murder	0	0
Aggravated Assault	0	0
Simple Assault	0	0
Intimidation	0	0
Stalking	0	0
Forcible Rape	0	0
Forcible Sodomy	0	0
Sexual Assault W/Object	0	0
Forcible Fondling	0	0
Incest	0	0
Statutory Rape	0	0
Kidnaping/Abduction	0	0
<b>Total</b>	<b>0</b>	<b>0</b>

TIBRS Group B Arrests		
Offense	Adult	Juvenile
Bad Checks	0	0
Curfew/Vagrancy	0	0
Disorderly Conduct	0	0
DUI	0	0
Drunkenness	0	0
Family-Non Violent	0	0
Liquor Law Violations	1	0
Peeping Tom	0	0
Runaway	0	0
Trespass	0	0
All Other Offenses	1	0
<b>Total Group B</b>	<b>2</b>	<b>0</b>

TIBRS Group A Offenses	Offenses		Arrests	
	Reported	Cleared	Adult	Juvenile
<b>Crimes Against Persons</b>				
Murder	0	0	0	0
Negligent Manslaughter	0	0	0	0
Kidnaping/Abduction	0	0	0	0
Forcible Rape	0	0	0	0
Forcible Sodomy	0	0	0	0
Sexual Assault W/Object	0	0	0	0
Forcible Fondling	0	0	0	0
Incest	0	0	0	0
Statutory Rape	0	0	0	0
Aggravated Assault	0	0	0	0
Simple Assault	0	0	0	0
Intimidation	0	0	0	0
Stalking	0	0	0	0
<b>Crimes Against Property</b>				
Arson	1	0	0	0
Bribery	0	0	0	0
Burglary	0	0	0	0
Counterfeiting/Forgery	0	0	0	0
Destruction/Damage/Vandalism	5	0	0	0
Embezzlement	0	0	0	0
Extortion/Blackmail	0	0	0	0
Fraud - False Pretenses	0	0	0	0
Fraud - Credit Card/ATM	0	0	0	0
Fraud - Impersonation	0	0	0	0
Fraud - Welfare	0	0	0	0
Fraud - Wire	0	0	0	0
Motor Vehicle Theft	0	0	0	0
Robbery	0	0	0	0
Stolen Property Offenses	0	0	0	0
Theft - Pocket-picking	0	0	0	0
Theft - Purse Snatching	0	0	0	0
Theft - Shoplifting	0	0	0	0
Theft From Building	3	0	0	0
Theft From Coin Machine	0	0	0	0
Theft From Motor Vehicle	0	0	0	0
Theft of Motor Vehicle Parts	0	0	0	0
Theft - All Other Larceny	0	0	0	0
<b>Crimes Against Society</b>				
Drug/Narcotic Violations	2	1	0	2
Drug/Narcotic Equipment Violations	0	0	0	0
Gambling - Betting/Wagering	0	0	0	0
Gambling - Operating/Promoting	0	0	0	0
Gambling - Equipment Violations	0	0	0	0
Gambling - Sports Tampering	0	0	0	0
Pornography/Obscene Material	0	0	0	0
Prostitution	0	0	0	0
Prostitution Assisting/Promoting	0	0	0	0
Weapon Law Violations	0	0	0	0
<b>Total Group A Offenses</b>	<b>11</b>	<b>1</b>	<b>0</b>	<b>2</b>



# Hiwassee and Ocoee State Scenic Rivers - 2006

2005 Population Estimate N/A

## Offense Overview

Offense Total 4  
Number Cleared 4  
Percent Cleared 100.00 %

Group A Crimes per 100,000 population N/A

## Arrest Overview

Total Arrests 5  
Adult Arrests 5  
Juvenile Arrests 0  
Unknown Age 0

Arrests per 100,000 population N/A

Average number offenses/incident 2.00

## Domestic Violence Victims

Offense	Total	Arrests
Murder	0	0
Aggravated Assault	0	0
Simple Assault	0	0
Intimidation	0	0
Stalking	0	0
Forcible Rape	0	0
Forcible Sodomy	0	0
Sexual Assault W/Object	0	0
Forcible Fondling	0	0
Incest	0	0
Statutory Rape	0	0
Kidnaping/Abduction	0	0
<b>Total</b>	<b>0</b>	<b>0</b>

## TIBRS Group B Arrests

Offense	Adult	Juvenile
Bad Checks	0	0
Curfew/Vagrancy	0	0
Disorderly Conduct	0	0
DUI	0	0
Drunkenness	0	0
Family-Non Violent	0	0
Liquor Law Violations	0	0
Peeping Tom	0	0
Runaway	0	0
Trespass	0	0
All Other Offenses	0	0
<b>Total Group B</b>	<b>0</b>	<b>0</b>

TIBRS Group A Offenses	Offenses		Arrests	
	Reported	Cleared	Adult	Juvenile
<b>Crimes Against Persons</b>				
Murder	0	0	0	0
Negligent Manslaughter	0	0	0	0
Kidnaping/Abduction	0	0	0	0
Forcible Rape	0	0	0	0
Forcible Sodomy	0	0	0	0
Sexual Assault W/Object	0	0	0	0
Forcible Fondling	0	0	0	0
Incest	0	0	0	0
Statutory Rape	0	0	0	0
Aggravated Assault	0	0	0	0
Simple Assault	0	0	0	0
Intimidation	0	0	0	0
Stalking	0	0	0	0
<b>Crimes Against Property</b>				
Arson	0	0	0	0
Bribery	0	0	0	0
Burglary	0	0	0	0
Counterfeiting/Forgery	0	0	0	0
Destruction/Damage/Vandalism	0	0	0	0
Embezzlement	0	0	0	0
Extortion/Blackmail	0	0	0	0
Fraud - False Pretenses	0	0	0	0
Fraud - Credit Card/ATM	0	0	0	0
Fraud - Impersonation	0	0	0	0
Fraud - Welfare	0	0	0	0
Fraud - Wire	0	0	0	0
Motor Vehicle Theft	0	0	0	0
Robbery	0	0	0	0
Stolen Property Offenses	0	0	0	0
Theft - Pocket-picking	0	0	0	0
Theft - Purse Snatching	0	0	0	0
Theft - Shoplifting	0	0	0	0
Theft From Building	0	0	0	0
Theft From Coin Machine	0	0	0	0
Theft From Motor Vehicle	0	0	0	0
Theft of Motor Vehicle Parts	0	0	0	0
Theft - All Other Larceny	0	0	0	0
<b>Crimes Against Society</b>				
Drug/Narcotic Violations	2	2	5	0
Drug/Narcotic Equipment Violations	2	2	0	0
Gambling - Betting/Wagering	0	0	0	0
Gambling - Operating/Promoting	0	0	0	0
Gambling - Equipment Violations	0	0	0	0
Gambling - Sports Tampering	0	0	0	0
Pornography/Obscene Material	0	0	0	0
Prostitution	0	0	0	0
Prostitution Assisting/Promoting	0	0	0	0
Weapon Law Violations	0	0	0	0
<b>Total Group A Offenses</b>	<b>4</b>	<b>4</b>	<b>5</b>	<b>0</b>



2005 Population Estimate N/A

**Offense Overview**

Offense Total 5  
 Number Cleared 0  
 Percent Cleared 0.00 %

Group A Crimes per 100,000 population N/A

**Arrest Overview**

Total Arrests 0  
 Adult Arrests 0  
 Juvenile Arrests 0  
 Unknown Age 0

Arrests per 100,000 population N/A

Average number offenses/incident 1.00

**Domestic Violence Victims**

Offense	Total	Arrests
Murder	0	0
Aggravated Assault	0	0
Simple Assault	0	0
Intimidation	0	0
Stalking	0	0
Forcible Rape	0	0
Forcible Sodomy	0	0
Sexual Assault W/Object	0	0
Forcible Fondling	0	0
Incest	0	0
Statutory Rape	0	0
Kidnaping/Abduction	0	0
<b>Total</b>	<b>0</b>	<b>0</b>

**TIBRS Group B Arrests**

Offense	Adult	Juvenile
Bad Checks	0	0
Curfew/Vagrancy	0	0
Disorderly Conduct	0	0
DUI	0	0
Drunkenness	0	0
Family-Non Violent	0	0
Liquor Law Violations	0	0
Peeping Tom	0	0
Runaway	0	0
Trespass	0	0
All Other Offenses	0	0
<b>Total Group B</b>	<b>0</b>	<b>0</b>

TIBRS Group A Offenses	Offenses		Arrests	
	Reported	Cleared	Adult	Juvenile
<b>Crimes Against Persons</b>				
Murder	0	0	0	0
Negligent Manslaughter	0	0	0	0
Kidnaping/Abduction	0	0	0	0
Forcible Rape	0	0	0	0
Forcible Sodomy	0	0	0	0
Sexual Assault W/Object	0	0	0	0
Forcible Fondling	0	0	0	0
Incest	0	0	0	0
Statutory Rape	0	0	0	0
Aggravated Assault	0	0	0	0
Simple Assault	0	0	0	0
Intimidation	0	0	0	0
Stalking	0	0	0	0
<b>Crimes Against Property</b>				
Arson	0	0	0	0
Bribery	0	0	0	0
Burglary	1	0	0	0
Counterfeiting/Forgery	0	0	0	0
Destruction/Damage/Vandalism	2	0	0	0
Embezzlement	0	0	0	0
Extortion/Blackmail	0	0	0	0
Fraud - False Pretenses	0	0	0	0
Fraud - Credit Card/ATM	0	0	0	0
Fraud - Impersonation	0	0	0	0
Fraud - Welfare	0	0	0	0
Fraud - Wire	0	0	0	0
Motor Vehicle Theft	0	0	0	0
Robbery	0	0	0	0
Stolen Property Offenses	0	0	0	0
Theft - Pocket-picking	0	0	0	0
Theft - Purse Snatching	0	0	0	0
Theft - Shoplifting	0	0	0	0
Theft From Building	0	0	0	0
Theft From Coin Machine	2	0	0	0
Theft From Motor Vehicle	0	0	0	0
Theft of Motor Vehicle Parts	0	0	0	0
Theft - All Other Larceny	0	0	0	0
<b>Crimes Against Society</b>				
Drug/Narcotic Violations	0	0	0	0
Drug/Narcotic Equipment Violations	0	0	0	0
Gambling - Betting/Wagering	0	0	0	0
Gambling - Operating/Promoting	0	0	0	0
Gambling - Equipment Violations	0	0	0	0
Gambling - Sports Tampering	0	0	0	0
Pornography/Obscene Material	0	0	0	0
Prostitution	0	0	0	0
Prostitution Assisting/Promoting	0	0	0	0
Weapon Law Violations	0	0	0	0
<b>Total Group A Offenses</b>	<b>5</b>	<b>0</b>	<b>0</b>	<b>0</b>



# Johnsonville State Park - 2006

2005 Population Estimate N/A

## Offense Overview

Offense Total 0  
Number Cleared 0  
Percent Cleared 0.00 %

Group A Crimes per 100,000 population N/A

## Arrest Overview

Total Arrests 0  
Adult Arrests 0  
Juvenile Arrests 0  
Unknown Age 0

Arrests per 100,000 population N/A

Average number offenses/incident 0.00

## Domestic Violence Victims

Offense	Total	Arrests
Murder	0	0
Aggravated Assault	0	0
Simple Assault	0	0
Intimidation	0	0
Stalking	0	0
Forcible Rape	0	0
Forcible Sodomy	0	0
Sexual Assault W/Object	0	0
Forcible Fondling	0	0
Incest	0	0
Statutory Rape	0	0
Kidnaping/Abduction	0	0
<b>Total</b>	<b>0</b>	<b>0</b>

## TIBRS Group B Arrests

Offense	Adult	Juvenile
Bad Checks	0	0
Curfew/Vagrancy	0	0
Disorderly Conduct	0	0
DUI	0	0
Drunkenness	0	0
Family-Non Violent	0	0
Liquor Law Violations	0	0
Peeping Tom	0	0
Runaway	0	0
Trespass	0	0
All Other Offenses	0	0
<b>Total Group B</b>	<b>0</b>	<b>0</b>

TIBRS Group A Offenses	Offenses		Arrests	
	Reported	Cleared	Adult	Juvenile
<b>Crimes Against Persons</b>				
Murder	0	0	0	0
Negligent Manslaughter	0	0	0	0
Kidnaping/Abduction	0	0	0	0
Forcible Rape	0	0	0	0
Forcible Sodomy	0	0	0	0
Sexual Assault W/Object	0	0	0	0
Forcible Fondling	0	0	0	0
Incest	0	0	0	0
Statutory Rape	0	0	0	0
Aggravated Assault	0	0	0	0
Simple Assault	0	0	0	0
Intimidation	0	0	0	0
Stalking	0	0	0	0
<b>Crimes Against Property</b>				
Arson	0	0	0	0
Bribery	0	0	0	0
Burglary	0	0	0	0
Counterfeiting/Forgery	0	0	0	0
Destruction/Damage/Vandalism	0	0	0	0
Embezzlement	0	0	0	0
Extortion/Blackmail	0	0	0	0
Fraud - False Pretenses	0	0	0	0
Fraud - Credit Card/ATM	0	0	0	0
Fraud - Impersonation	0	0	0	0
Fraud - Welfare	0	0	0	0
Fraud - Wire	0	0	0	0
Motor Vehicle Theft	0	0	0	0
Robbery	0	0	0	0
Stolen Property Offenses	0	0	0	0
Theft - Pocket-picking	0	0	0	0
Theft - Purse Snatching	0	0	0	0
Theft - Shoplifting	0	0	0	0
Theft From Building	0	0	0	0
Theft From Coin Machine	0	0	0	0
Theft From Motor Vehicle	0	0	0	0
Theft of Motor Vehicle Parts	0	0	0	0
Theft - All Other Larceny	0	0	0	0
<b>Crimes Against Society</b>				
Drug/Narcotic Violations	0	0	0	0
Drug/Narcotic Equipment Violations	0	0	0	0
Gambling - Betting/Wagering	0	0	0	0
Gambling - Operating/Promoting	0	0	0	0
Gambling - Equipment Violations	0	0	0	0
Gambling - Sports Tampering	0	0	0	0
Pornography/Obscene Material	0	0	0	0
Prostitution	0	0	0	0
Prostitution Assisting/Promoting	0	0	0	0
Weapon Law Violations	0	0	0	0
<b>Total Group A Offenses</b>	<b>0</b>	<b>0</b>	<b>0</b>	<b>0</b>





# Long Hunter State Park - 2006

2005 Population Estimate N/A

## Offense Overview

Offense Total 5  
Number Cleared 0  
Percent Cleared 0.00 %

Group A Crimes per 100,000 population N/A

## Arrest Overview

Total Arrests 0  
Adult Arrests 0  
Juvenile Arrests 0  
Unknown Age 0

Arrests per 100,000 population N/A

Average number offenses/incident 1.00

## Domestic Violence Victims

Offense	Total	Arrests
Murder	0	0
Aggravated Assault	0	0
Simple Assault	0	0
Intimidation	0	0
Stalking	0	0
Forcible Rape	0	0
Forcible Sodomy	0	0
Sexual Assault W/Object	0	0
Forcible Fondling	0	0
Incest	0	0
Statutory Rape	0	0
Kidnaping/Abduction	0	0
<b>Total</b>	<b>0</b>	<b>0</b>

## TIBRS Group B Arrests

Offense	Adult	Juvenile
Bad Checks	0	0
Curfew/Vagrancy	0	0
Disorderly Conduct	0	0
DUI	0	0
Drunkenness	0	0
Family-Non Violent	0	0
Liquor Law Violations	0	0
Peeping Tom	0	0
Runaway	0	0
Trespass	0	0
All Other Offenses	0	0
<b>Total Group B</b>	<b>0</b>	<b>0</b>

TIBRS Group A Offenses	Offenses		Arrests	
	Reported	Cleared	Adult	Juvenile
<b>Crimes Against Persons</b>				
Murder	0	0	0	0
Negligent Manslaughter	0	0	0	0
Kidnaping/Abduction	0	0	0	0
Forcible Rape	0	0	0	0
Forcible Sodomy	0	0	0	0
Sexual Assault W/Object	0	0	0	0
Forcible Fondling	0	0	0	0
Incest	0	0	0	0
Statutory Rape	0	0	0	0
Aggravated Assault	0	0	0	0
Simple Assault	0	0	0	0
Intimidation	0	0	0	0
Stalking	0	0	0	0
<b>Crimes Against Property</b>				
Arson	0	0	0	0
Bribery	0	0	0	0
Burglary	0	0	0	0
Counterfeiting/Forgery	0	0	0	0
Destruction/Damage/Vandalism	5	0	0	0
Embezzlement	0	0	0	0
Extortion/Blackmail	0	0	0	0
Fraud - False Pretenses	0	0	0	0
Fraud - Credit Card/ATM	0	0	0	0
Fraud - Impersonation	0	0	0	0
Fraud - Welfare	0	0	0	0
Fraud - Wire	0	0	0	0
Motor Vehicle Theft	0	0	0	0
Robbery	0	0	0	0
Stolen Property Offenses	0	0	0	0
Theft - Pocket-picking	0	0	0	0
Theft - Purse Snatching	0	0	0	0
Theft - Shoplifting	0	0	0	0
Theft From Building	0	0	0	0
Theft From Coin Machine	0	0	0	0
Theft From Motor Vehicle	0	0	0	0
Theft of Motor Vehicle Parts	0	0	0	0
Theft - All Other Larceny	0	0	0	0
<b>Crimes Against Society</b>				
Drug/Narcotic Violations	0	0	0	0
Drug/Narcotic Equipment Violations	0	0	0	0
Gambling - Betting/Wagering	0	0	0	0
Gambling - Operating/Promoting	0	0	0	0
Gambling - Equipment Violations	0	0	0	0
Gambling - Sports Tampering	0	0	0	0
Pornography/Obscene Material	0	0	0	0
Prostitution	0	0	0	0
Prostitution Assisting/Promoting	0	0	0	0
Weapon Law Violations	0	0	0	0
<b>Total Group A Offenses</b>	<b>5</b>	<b>0</b>	<b>0</b>	<b>0</b>



<b>2005 Population Estimate</b>	N/A
<b>Offense Overview</b>	
Offense Total	7
Number Cleared	0
Percent Cleared	0.00 %
Group A Crimes per 100,000 population	N/A

<b>Arrest Overview</b>	
Total Arrests	1
Adult Arrests	1
Juvenile Arrests	0
Unknown Age	0
Arrests per 100,000 population	N/A
Average number offenses/incident	1.17

Domestic Violence Victims		
Offense	Total	Arrests
Murder	0	0
Aggravated Assault	0	0
Simple Assault	0	0
Intimidation	0	0
Stalking	0	0
Forcible Rape	0	0
Forcible Sodomy	0	0
Sexual Assault W/Object	0	0
Forcible Fondling	0	0
Incest	0	0
Statutory Rape	0	0
Kidnaping/Abduction	0	0
<b>Total</b>	<b>0</b>	<b>0</b>

TIBRS Group B Arrests		
Offense	Adult	Juvenile
Bad Checks	0	0
Curfew/Vagrancy	0	0
Disorderly Conduct	0	0
DUI	0	0
Drunkenness	0	0
Family-Non Violent	0	0
Liquor Law Violations	1	0
Peeping Tom	0	0
Runaway	0	0
Trespass	0	0
All Other Offenses	0	0
<b>Total Group B</b>	<b>1</b>	<b>0</b>

TIBRS Group A Offenses	Offenses		Arrests	
	Reported	Cleared	Adult	Juvenile
<b>Crimes Against Persons</b>				
Murder	0	0	0	0
Negligent Manslaughter	0	0	0	0
Kidnaping/Abduction	0	0	0	0
Forcible Rape	0	0	0	0
Forcible Sodomy	0	0	0	0
Sexual Assault W/Object	0	0	0	0
Forcible Fondling	0	0	0	0
Incest	0	0	0	0
Statutory Rape	0	0	0	0
Aggravated Assault	0	0	0	0
Simple Assault	0	0	0	0
Intimidation	0	0	0	0
Stalking	0	0	0	0
<b>Crimes Against Property</b>				
Arson	0	0	0	0
Bribery	0	0	0	0
Burglary	0	0	0	0
Counterfeiting/Forgery	0	0	0	0
Destruction/Damage/Vandalism	1	0	0	0
Embezzlement	0	0	0	0
Extortion/Blackmail	0	0	0	0
Fraud - False Pretenses	0	0	0	0
Fraud - Credit Card/ATM	0	0	0	0
Fraud - Impersonation	0	0	0	0
Fraud - Welfare	0	0	0	0
Fraud - Wire	0	0	0	0
Motor Vehicle Theft	0	0	0	0
Robbery	0	0	0	0
Stolen Property Offenses	1	0	0	0
Theft - Pocket-picking	0	0	0	0
Theft - Purse Snatching	0	0	0	0
Theft - Shoplifting	0	0	0	0
Theft From Building	1	0	0	0
Theft From Coin Machine	0	0	0	0
Theft From Motor Vehicle	3	0	0	0
Theft of Motor Vehicle Parts	1	0	0	0
Theft - All Other Larceny	0	0	0	0
<b>Crimes Against Society</b>				
Drug/Narcotic Violations	0	0	0	0
Drug/Narcotic Equipment Violations	0	0	0	0
Gambling - Betting/Wagering	0	0	0	0
Gambling - Operating/Promoting	0	0	0	0
Gambling - Equipment Violations	0	0	0	0
Gambling - Sports Tampering	0	0	0	0
Pornography/Obscene Material	0	0	0	0
Prostitution	0	0	0	0
Prostitution Assisting/Promoting	0	0	0	0
Weapon Law Violations	0	0	0	0
<b>Total Group A Offenses</b>	<b>7</b>	<b>0</b>	<b>0</b>	<b>0</b>



# Montgomery Bell State Park - 2006

2005 Population Estimate N/A

## Offense Overview

Offense Total 4  
Number Cleared 0  
Percent Cleared 0.00 %

Group A Crimes per 100,000 population N/A

## Arrest Overview

Total Arrests 0  
Adult Arrests 0  
Juvenile Arrests 0  
Unknown Age 0

Arrests per 100,000 population N/A

Average number offenses/incident 1.00

## Domestic Violence Victims

Offense	Total	Arrests
Murder	0	0
Aggravated Assault	0	0
Simple Assault	0	0
Intimidation	0	0
Stalking	0	0
Forcible Rape	0	0
Forcible Sodomy	0	0
Sexual Assault W/Object	0	0
Forcible Fondling	0	0
Incest	0	0
Statutory Rape	0	0
Kidnaping/Abduction	0	0
<b>Total</b>	<b>0</b>	<b>0</b>

## TIBRS Group B Arrests

Offense	Adult	Juvenile
Bad Checks	0	0
Curfew/Vagrancy	0	0
Disorderly Conduct	0	0
DUI	0	0
Drunkenness	0	0
Family-Non Violent	0	0
Liquor Law Violations	0	0
Peeping Tom	0	0
Runaway	0	0
Trespass	0	0
All Other Offenses	0	0
<b>Total Group B</b>	<b>0</b>	<b>0</b>

TIBRS Group A Offenses	Offenses		Arrests	
	Reported	Cleared	Adult	Juvenile
<b>Crimes Against Persons</b>				
Murder	0	0	0	0
Negligent Manslaughter	0	0	0	0
Kidnaping/Abduction	0	0	0	0
Forcible Rape	0	0	0	0
Forcible Sodomy	0	0	0	0
Sexual Assault W/Object	0	0	0	0
Forcible Fondling	0	0	0	0
Incest	0	0	0	0
Statutory Rape	0	0	0	0
Aggravated Assault	0	0	0	0
Simple Assault	0	0	0	0
Intimidation	0	0	0	0
Stalking	0	0	0	0
<b>Crimes Against Property</b>				
Arson	0	0	0	0
Bribery	0	0	0	0
Burglary	1	0	0	0
Counterfeiting/Forgery	0	0	0	0
Destruction/Damage/Vandalism	1	0	0	0
Embezzlement	0	0	0	0
Extortion/Blackmail	0	0	0	0
Fraud - False Pretenses	0	0	0	0
Fraud - Credit Card/ATM	0	0	0	0
Fraud - Impersonation	0	0	0	0
Fraud - Welfare	0	0	0	0
Fraud - Wire	0	0	0	0
Motor Vehicle Theft	0	0	0	0
Robbery	0	0	0	0
Stolen Property Offenses	0	0	0	0
Theft - Pocket-picking	0	0	0	0
Theft - Purse Snatching	0	0	0	0
Theft - Shoplifting	0	0	0	0
Theft From Building	0	0	0	0
Theft From Coin Machine	0	0	0	0
Theft From Motor Vehicle	1	0	0	0
Theft of Motor Vehicle Parts	1	0	0	0
Theft - All Other Larceny	0	0	0	0
<b>Crimes Against Society</b>				
Drug/Narcotic Violations	0	0	0	0
Drug/Narcotic Equipment Violations	0	0	0	0
Gambling - Betting/Wagering	0	0	0	0
Gambling - Operating/Promoting	0	0	0	0
Gambling - Equipment Violations	0	0	0	0
Gambling - Sports Tampering	0	0	0	0
Pornography/Obscene Material	0	0	0	0
Prostitution	0	0	0	0
Prostitution Assisting/Promoting	0	0	0	0
Weapon Law Violations	0	0	0	0
<b>Total Group A Offenses</b>	<b>4</b>	<b>0</b>	<b>0</b>	<b>0</b>



# Mousetail Landing State Park - 2006

<b>2005 Population Estimate</b>	N/A
<b>Offense Overview</b>	
Offense Total	7
Number Cleared	4
Percent Cleared	57.14 %

Group A Crimes per 100,000 population N/A

<b>Arrest Overview</b>	
Total Arrests	2
Adult Arrests	2
Juvenile Arrests	0
Unknown Age	0

Arrests per 100,000 population N/A

Average number offenses/incident 2.33

Domestic Violence Victims		
Offense	Total	Arrests
Murder	0	0
Aggravated Assault	0	0
Simple Assault	0	0
Intimidation	0	0
Stalking	0	0
Forcible Rape	0	0
Forcible Sodomy	0	0
Sexual Assault W/Object	0	0
Forcible Fondling	0	0
Incest	0	0
Statutory Rape	0	0
Kidnaping/Abduction	0	0
<b>Total</b>	<b>0</b>	<b>0</b>

TIBRS Group B Arrests		
Offense	Adult	Juvenile
Bad Checks	0	0
Curfew/Vagrancy	0	0
Disorderly Conduct	0	0
DUI	0	0
Drunkenness	0	0
Family-Non Violent	0	0
Liquor Law Violations	2	0
Peeping Tom	0	0
Runaway	0	0
Trespass	0	0
All Other Offenses	0	0
<b>Total Group B</b>	<b>2</b>	<b>0</b>

TIBRS Group A Offenses	Offenses		Arrests	
	Reported	Cleared	Adult	Juvenile
<b>Crimes Against Persons</b>				
Murder	0	0	0	0
Negligent Manslaughter	0	0	0	0
Kidnaping/Abduction	0	0	0	0
Forcible Rape	0	0	0	0
Forcible Sodomy	0	0	0	0
Sexual Assault W/Object	0	0	0	0
Forcible Fondling	0	0	0	0
Incest	0	0	0	0
Statutory Rape	0	0	0	0
Aggravated Assault	0	0	0	0
Simple Assault	0	0	0	0
Intimidation	0	0	0	0
Stalking	0	0	0	0
<b>Crimes Against Property</b>				
Arson	0	0	0	0
Bribery	0	0	0	0
Burglary	0	0	0	0
Counterfeiting/Forgery	0	0	0	0
Destruction/Damage/Vandalism	3	1	0	0
Embezzlement	0	0	0	0
Extortion/Blackmail	0	0	0	0
Fraud - False Pretenses	0	0	0	0
Fraud - Credit Card/ATM	0	0	0	0
Fraud - Impersonation	0	0	0	0
Fraud - Welfare	0	0	0	0
Fraud - Wire	0	0	0	0
Motor Vehicle Theft	0	0	0	0
Robbery	0	0	0	0
Stolen Property Offenses	0	0	0	0
Theft - Pocket-picking	0	0	0	0
Theft - Purse Snatching	0	0	0	0
Theft - Shoplifting	0	0	0	0
Theft From Building	0	0	0	0
Theft From Coin Machine	1	0	0	0
Theft From Motor Vehicle	0	0	0	0
Theft of Motor Vehicle Parts	0	0	0	0
Theft - All Other Larceny	1	1	0	0
<b>Crimes Against Society</b>				
Drug/Narcotic Violations	1	1	0	0
Drug/Narcotic Equipment Violations	1	1	0	0
Gambling - Betting/Wagering	0	0	0	0
Gambling - Operating/Promoting	0	0	0	0
Gambling - Equipment Violations	0	0	0	0
Gambling - Sports Tampering	0	0	0	0
Pornography/Obscene Material	0	0	0	0
Prostitution	0	0	0	0
Prostitution Assisting/Promoting	0	0	0	0
Weapon Law Violations	0	0	0	0
<b>Total Group A Offenses</b>	<b>7</b>	<b>4</b>	<b>0</b>	<b>0</b>



<b>2005 Population Estimate</b>	<b>N/A</b>
<b>Offense Overview</b>	
Offense Total	7
Number Cleared	1
Percent Cleared	14.29 %
Group A Crimes per 100,000 population	N/A

<b>Arrest Overview</b>	
Total Arrests	1
Adult Arrests	1
Juvenile Arrests	0
Unknown Age	0
Arrests per 100,000 population	N/A
Average number offenses/incident	1.00

<b>Domestic Violence Victims</b>		
Offense	Total	Arrests
Murder	0	0
Aggravated Assault	0	0
Simple Assault	1	1
Intimidation	0	0
Stalking	0	0
Forcible Rape	0	0
Forcible Sodomy	0	0
Sexual Assault W/Object	0	0
Forcible Fondling	0	0
Incest	0	0
Statutory Rape	0	0
Kidnaping/Abduction	0	0
<b>Total</b>	<b>1</b>	<b>1</b>

<b>TIBRS Group B Arrests</b>		
Offense	Adult	Juvenile
Bad Checks	0	0
Curfew/Vagrancy	0	0
Disorderly Conduct	0	0
DUI	0	0
Drunkenness	0	0
Family-Non Violent	0	0
Liquor Law Violations	0	0
Peeping Tom	0	0
Runaway	0	0
Trespass	0	0
All Other Offenses	0	0
<b>Total Group B</b>	<b>0</b>	<b>0</b>

<b>TIBRS Group A Offenses</b>	<b>Offenses</b>		<b>Arrests</b>	
	Reported	Cleared	Adult	Juvenile
<b>Crimes Against Persons</b>				
Murder	0	0	0	0
Negligent Manslaughter	0	0	0	0
Kidnaping/Abduction	0	0	0	0
Forcible Rape	0	0	0	0
Forcible Sodomy	0	0	0	0
Sexual Assault W/Object	0	0	0	0
Forcible Fondling	0	0	0	0
Incest	0	0	0	0
Statutory Rape	0	0	0	0
Aggravated Assault	1	0	0	0
Simple Assault	1	1	1	0
Intimidation	0	0	0	0
Stalking	0	0	0	0
<b>Crimes Against Property</b>				
Arson	0	0	0	0
Bribery	0	0	0	0
Burglary	0	0	0	0
Counterfeiting/Forgery	0	0	0	0
Destruction/Damage/Vandalism	1	0	0	0
Embezzlement	0	0	0	0
Extortion/Blackmail	0	0	0	0
Fraud - False Pretenses	0	0	0	0
Fraud - Credit Card/ATM	0	0	0	0
Fraud - Impersonation	0	0	0	0
Fraud - Welfare	0	0	0	0
Fraud - Wire	0	0	0	0
Motor Vehicle Theft	2	0	0	0
Robbery	0	0	0	0
Stolen Property Offenses	0	0	0	0
Theft - Pocket-picking	0	0	0	0
Theft - Purse Snatching	0	0	0	0
Theft - Shoplifting	0	0	0	0
Theft From Building	0	0	0	0
Theft From Coin Machine	0	0	0	0
Theft From Motor Vehicle	0	0	0	0
Theft of Motor Vehicle Parts	0	0	0	0
Theft - All Other Larceny	2	0	0	0
<b>Crimes Against Society</b>				
Drug/Narcotic Violations	0	0	0	0
Drug/Narcotic Equipment Violations	0	0	0	0
Gambling - Betting/Wagering	0	0	0	0
Gambling - Operating/Promoting	0	0	0	0
Gambling - Equipment Violations	0	0	0	0
Gambling - Sports Tampering	0	0	0	0
Pornography/Obscene Material	0	0	0	0
Prostitution	0	0	0	0
Prostitution Assisting/Promoting	0	0	0	0
Weapon Law Violations	0	0	0	0
<b>Total Group A Offenses</b>	<b>7</b>	<b>1</b>	<b>1</b>	<b>0</b>



2005 Population Estimate N/A

**Offense Overview**

Offense Total 0  
 Number Cleared 0  
 Percent Cleared 0.00 %

Group A Crimes per 100,000 population N/A

**Arrest Overview**

Total Arrests 0  
 Adult Arrests 0  
 Juvenile Arrests 0  
 Unknown Age 0

Arrests per 100,000 population N/A

Average number offenses/incident 0.00

**Domestic Violence Victims**

Offense	Total	Arrests
Murder	0	0
Aggravated Assault	0	0
Simple Assault	0	0
Intimidation	0	0
Stalking	0	0
Forcible Rape	0	0
Forcible Sodomy	0	0
Sexual Assault W/Object	0	0
Forcible Fondling	0	0
Incest	0	0
Statutory Rape	0	0
Kidnaping/Abduction	0	0
<b>Total</b>	<b>0</b>	<b>0</b>

**TIBRS Group B Arrests**

Offense	Adult	Juvenile
Bad Checks	0	0
Curfew/Vagrancy	0	0
Disorderly Conduct	0	0
DUI	0	0
Drunkenness	0	0
Family-Non Violent	0	0
Liquor Law Violations	0	0
Peeping Tom	0	0
Runaway	0	0
Trespass	0	0
All Other Offenses	0	0
<b>Total Group B</b>	<b>0</b>	<b>0</b>

TIBRS Group A Offenses	Offenses		Arrests	
	Reported	Cleared	Adult	Juvenile
<b>Crimes Against Persons</b>				
Murder	0	0	0	0
Negligent Manslaughter	0	0	0	0
Kidnaping/Abduction	0	0	0	0
Forcible Rape	0	0	0	0
Forcible Sodomy	0	0	0	0
Sexual Assault W/Object	0	0	0	0
Forcible Fondling	0	0	0	0
Incest	0	0	0	0
Statutory Rape	0	0	0	0
Aggravated Assault	0	0	0	0
Simple Assault	0	0	0	0
Intimidation	0	0	0	0
Stalking	0	0	0	0
<b>Crimes Against Property</b>				
Arson	0	0	0	0
Bribery	0	0	0	0
Burglary	0	0	0	0
Counterfeiting/Forgery	0	0	0	0
Destruction/Damage/Vandalism	0	0	0	0
Embezzlement	0	0	0	0
Extortion/Blackmail	0	0	0	0
Fraud - False Pretenses	0	0	0	0
Fraud - Credit Card/ATM	0	0	0	0
Fraud - Impersonation	0	0	0	0
Fraud - Welfare	0	0	0	0
Fraud - Wire	0	0	0	0
Motor Vehicle Theft	0	0	0	0
Robbery	0	0	0	0
Stolen Property Offenses	0	0	0	0
Theft - Pocket-picking	0	0	0	0
Theft - Purse Snatching	0	0	0	0
Theft - Shoplifting	0	0	0	0
Theft From Building	0	0	0	0
Theft From Coin Machine	0	0	0	0
Theft From Motor Vehicle	0	0	0	0
Theft of Motor Vehicle Parts	0	0	0	0
Theft - All Other Larceny	0	0	0	0
<b>Crimes Against Society</b>				
Drug/Narcotic Violations	0	0	0	0
Drug/Narcotic Equipment Violations	0	0	0	0
Gambling - Betting/Wagering	0	0	0	0
Gambling - Operating/Promoting	0	0	0	0
Gambling - Equipment Violations	0	0	0	0
Gambling - Sports Tampering	0	0	0	0
Pornography/Obscene Material	0	0	0	0
Prostitution	0	0	0	0
Prostitution Assisting/Promoting	0	0	0	0
Weapon Law Violations	0	0	0	0
<b>Total Group A Offenses</b>	<b>0</b>	<b>0</b>	<b>0</b>	<b>0</b>



2005 Population Estimate N/A

**Offense Overview**

Offense Total 4  
 Number Cleared 0  
 Percent Cleared 0.00 %

Group A Crimes per 100,000 population N/A

**Arrest Overview**

Total Arrests 0  
 Adult Arrests 0  
 Juvenile Arrests 0  
 Unknown Age 0

Arrests per 100,000 population N/A

Average number offenses/incident 1.00

**Domestic Violence Victims**

Offense	Total	Arrests
Murder	0	0
Aggravated Assault	0	0
Simple Assault	0	0
Intimidation	0	0
Stalking	0	0
Forcible Rape	0	0
Forcible Sodomy	0	0
Sexual Assault W/Object	0	0
Forcible Fondling	0	0
Incest	0	0
Statutory Rape	0	0
Kidnaping/Abduction	0	0
<b>Total</b>	<b>0</b>	<b>0</b>

**TIBRS Group B Arrests**

Offense	Adult	Juvenile
Bad Checks	0	0
Curfew/Vagrancy	0	0
Disorderly Conduct	0	0
DUI	0	0
Drunkenness	0	0
Family-Non Violent	0	0
Liquor Law Violations	0	0
Peeping Tom	0	0
Runaway	0	0
Trespass	0	0
All Other Offenses	0	0
<b>Total Group B</b>	<b>0</b>	<b>0</b>

TIBRS Group A Offenses	Offenses		Arrests	
	Reported	Cleared	Adult	Juvenile
<b>Crimes Against Persons</b>				
Murder	0	0	0	0
Negligent Manslaughter	0	0	0	0
Kidnaping/Abduction	0	0	0	0
Forcible Rape	0	0	0	0
Forcible Sodomy	0	0	0	0
Sexual Assault W/Object	0	0	0	0
Forcible Fondling	0	0	0	0
Incest	0	0	0	0
Statutory Rape	0	0	0	0
Aggravated Assault	0	0	0	0
Simple Assault	0	0	0	0
Intimidation	0	0	0	0
Stalking	0	0	0	0
<b>Crimes Against Property</b>				
Arson	0	0	0	0
Bribery	0	0	0	0
Burglary	0	0	0	0
Counterfeiting/Forgery	0	0	0	0
Destruction/Damage/Vandalism	3	0	0	0
Embezzlement	0	0	0	0
Extortion/Blackmail	0	0	0	0
Fraud - False Pretenses	0	0	0	0
Fraud - Credit Card/ATM	0	0	0	0
Fraud - Impersonation	0	0	0	0
Fraud - Welfare	0	0	0	0
Fraud - Wire	0	0	0	0
Motor Vehicle Theft	0	0	0	0
Robbery	0	0	0	0
Stolen Property Offenses	0	0	0	0
Theft - Pocket-picking	0	0	0	0
Theft - Purse Snatching	0	0	0	0
Theft - Shoplifting	0	0	0	0
Theft From Building	1	0	0	0
Theft From Coin Machine	0	0	0	0
Theft From Motor Vehicle	0	0	0	0
Theft of Motor Vehicle Parts	0	0	0	0
Theft - All Other Larceny	0	0	0	0
<b>Crimes Against Society</b>				
Drug/Narcotic Violations	0	0	0	0
Drug/Narcotic Equipment Violations	0	0	0	0
Gambling - Betting/Wagering	0	0	0	0
Gambling - Operating/Promoting	0	0	0	0
Gambling - Equipment Violations	0	0	0	0
Gambling - Sports Tampering	0	0	0	0
Pornography/Obscene Material	0	0	0	0
Prostitution	0	0	0	0
Prostitution Assisting/Promoting	0	0	0	0
Weapon Law Violations	0	0	0	0
<b>Total Group A Offenses</b>	<b>4</b>	<b>0</b>	<b>0</b>	<b>0</b>



**2005 Population Estimate** N/A

**Offense Overview**

Offense Total 0  
 Number Cleared 0  
 Percent Cleared 0.00 %

Group A Crimes per 100,000 population N/A

**Arrest Overview**

Total Arrests 0  
 Adult Arrests 0  
 Juvenile Arrests 0  
 Unknown Age 0

Arrests per 100,000 population N/A

Average number offenses/incident 0.00

**Domestic Violence Victims**

Offense	Total	Arrests
Murder	0	0
Aggravated Assault	0	0
Simple Assault	0	0
Intimidation	0	0
Stalking	0	0
Forcible Rape	0	0
Forcible Sodomy	0	0
Sexual Assault W/Object	0	0
Forcible Fondling	0	0
Incest	0	0
Statutory Rape	0	0
Kidnaping/Abduction	0	0
<b>Total</b>	<b>0</b>	<b>0</b>

**TIBRS Group B Arrests**

Offense	Adult	Juvenile
Bad Checks	0	0
Curfew/Vagrancy	0	0
Disorderly Conduct	0	0
DUI	0	0
Drunkenness	0	0
Family-Non Violent	0	0
Liquor Law Violations	0	0
Peeping Tom	0	0
Runaway	0	0
Trespass	0	0
All Other Offenses	0	0
<b>Total Group B</b>	<b>0</b>	<b>0</b>

TIBRS Group A Offenses	Offenses		Arrests	
	Reported	Cleared	Adult	Juvenile
<b>Crimes Against Persons</b>				
Murder	0	0	0	0
Negligent Manslaughter	0	0	0	0
Kidnaping/Abduction	0	0	0	0
Forcible Rape	0	0	0	0
Forcible Sodomy	0	0	0	0
Sexual Assault W/Object	0	0	0	0
Forcible Fondling	0	0	0	0
Incest	0	0	0	0
Statutory Rape	0	0	0	0
Aggravated Assault	0	0	0	0
Simple Assault	0	0	0	0
Intimidation	0	0	0	0
Stalking	0	0	0	0
<b>Crimes Against Property</b>				
Arson	0	0	0	0
Bribery	0	0	0	0
Burglary	0	0	0	0
Counterfeiting/Forgery	0	0	0	0
Destruction/Damage/Vandalism	0	0	0	0
Embezzlement	0	0	0	0
Extortion/Blackmail	0	0	0	0
Fraud - False Pretenses	0	0	0	0
Fraud - Credit Card/ATM	0	0	0	0
Fraud - Impersonation	0	0	0	0
Fraud - Welfare	0	0	0	0
Fraud - Wire	0	0	0	0
Motor Vehicle Theft	0	0	0	0
Robbery	0	0	0	0
Stolen Property Offenses	0	0	0	0
Theft - Pocket-picking	0	0	0	0
Theft - Purse Snatching	0	0	0	0
Theft - Shoplifting	0	0	0	0
Theft From Building	0	0	0	0
Theft From Coin Machine	0	0	0	0
Theft From Motor Vehicle	0	0	0	0
Theft of Motor Vehicle Parts	0	0	0	0
Theft - All Other Larceny	0	0	0	0
<b>Crimes Against Society</b>				
Drug/Narcotic Violations	0	0	0	0
Drug/Narcotic Equipment Violations	0	0	0	0
Gambling - Betting/Wagering	0	0	0	0
Gambling - Operating/Promoting	0	0	0	0
Gambling - Equipment Violations	0	0	0	0
Gambling - Sports Tampering	0	0	0	0
Pornography/Obscene Material	0	0	0	0
Prostitution	0	0	0	0
Prostitution Assisting/Promoting	0	0	0	0
Weapon Law Violations	0	0	0	0
<b>Total Group A Offenses</b>	<b>0</b>	<b>0</b>	<b>0</b>	<b>0</b>





**2005 Population Estimate** N/A

**Offense Overview**

Offense Total 4  
 Number Cleared 0  
 Percent Cleared 0.00 %

Group A Crimes per 100,000 population N/A

**Arrest Overview**

Total Arrests 0  
 Adult Arrests 0  
 Juvenile Arrests 0  
 Unknown Age 0

Arrests per 100,000 population N/A

Average number offenses/incident 1.00

**Domestic Violence Victims**

Offense	Total	Arrests
Murder	0	0
Aggravated Assault	0	0
Simple Assault	0	0
Intimidation	0	0
Stalking	0	0
Forcible Rape	0	0
Forcible Sodomy	0	0
Sexual Assault W/Object	0	0
Forcible Fondling	0	0
Incest	0	0
Statutory Rape	0	0
Kidnaping/Abduction	0	0
<b>Total</b>	<b>0</b>	<b>0</b>

**TIBRS Group B Arrests**

Offense	Adult	Juvenile
Bad Checks	0	0
Curfew/Vagrancy	0	0
Disorderly Conduct	0	0
DUI	0	0
Drunkenness	0	0
Family-Non Violent	0	0
Liquor Law Violations	0	0
Peeping Tom	0	0
Runaway	0	0
Trespass	0	0
All Other Offenses	0	0
<b>Total Group B</b>	<b>0</b>	<b>0</b>

TIBRS Group A Offenses	Offenses		Arrests	
	Reported	Cleared	Adult	Juvenile
<b>Crimes Against Persons</b>				
Murder	0	0	0	0
Negligent Manslaughter	0	0	0	0
Kidnaping/Abduction	0	0	0	0
Forcible Rape	0	0	0	0
Forcible Sodomy	0	0	0	0
Sexual Assault W/Object	0	0	0	0
Forcible Fondling	0	0	0	0
Incest	0	0	0	0
Statutory Rape	0	0	0	0
Aggravated Assault	0	0	0	0
Simple Assault	0	0	0	0
Intimidation	0	0	0	0
Stalking	0	0	0	0
<b>Crimes Against Property</b>				
Arson	0	0	0	0
Bribery	0	0	0	0
Burglary	0	0	0	0
Counterfeiting/Forgery	0	0	0	0
Destruction/Damage/Vandalism	0	0	0	0
Embezzlement	0	0	0	0
Extortion/Blackmail	0	0	0	0
Fraud - False Pretenses	0	0	0	0
Fraud - Credit Card/ATM	0	0	0	0
Fraud - Impersonation	0	0	0	0
Fraud - Welfare	0	0	0	0
Fraud - Wire	0	0	0	0
Motor Vehicle Theft	0	0	0	0
Robbery	0	0	0	0
Stolen Property Offenses	0	0	0	0
Theft - Pocket-picking	0	0	0	0
Theft - Purse Snatching	0	0	0	0
Theft - Shoplifting	0	0	0	0
Theft From Building	0	0	0	0
Theft From Coin Machine	0	0	0	0
Theft From Motor Vehicle	2	0	0	0
Theft of Motor Vehicle Parts	0	0	0	0
Theft - All Other Larceny	2	0	0	0
<b>Crimes Against Society</b>				
Drug/Narcotic Violations	0	0	0	0
Drug/Narcotic Equipment Violations	0	0	0	0
Gambling - Betting/Wagering	0	0	0	0
Gambling - Operating/Promoting	0	0	0	0
Gambling - Equipment Violations	0	0	0	0
Gambling - Sports Tampering	0	0	0	0
Pornography/Obscene Material	0	0	0	0
Prostitution	0	0	0	0
Prostitution Assisting/Promoting	0	0	0	0
Weapon Law Violations	0	0	0	0
<b>Total Group A Offenses</b>	<b>4</b>	<b>0</b>	<b>0</b>	<b>0</b>



2005 Population Estimate N/A

**Offense Overview**

Offense Total 2  
 Number Cleared 0  
 Percent Cleared 0.00 %

Group A Crimes per 100,000 population N/A

**Arrest Overview**

Total Arrests 0  
 Adult Arrests 0  
 Juvenile Arrests 0  
 Unknown Age 0

Arrests per 100,000 population N/A

Average number offenses/incident 1.00

**Domestic Violence Victims**

Offense	Total	Arrests
Murder	0	0
Aggravated Assault	0	0
Simple Assault	0	0
Intimidation	0	0
Stalking	0	0
Forcible Rape	0	0
Forcible Sodomy	0	0
Sexual Assault W/Object	0	0
Forcible Fondling	0	0
Incest	0	0
Statutory Rape	0	0
Kidnaping/Abduction	0	0
<b>Total</b>	<b>0</b>	<b>0</b>

**TIBRS Group B Arrests**

Offense	Adult	Juvenile
Bad Checks	0	0
Curfew/Vagrancy	0	0
Disorderly Conduct	0	0
DUI	0	0
Drunkenness	0	0
Family-Non Violent	0	0
Liquor Law Violations	0	0
Peeping Tom	0	0
Runaway	0	0
Trespass	0	0
All Other Offenses	0	0
<b>Total Group B</b>	<b>0</b>	<b>0</b>

TIBRS Group A Offenses	Offenses		Arrests	
	Reported	Cleared	Adult	Juvenile
<b>Crimes Against Persons</b>				
Murder	0	0	0	0
Negligent Manslaughter	0	0	0	0
Kidnaping/Abduction	0	0	0	0
Forcible Rape	0	0	0	0
Forcible Sodomy	0	0	0	0
Sexual Assault W/Object	0	0	0	0
Forcible Fondling	0	0	0	0
Incest	0	0	0	0
Statutory Rape	0	0	0	0
Aggravated Assault	0	0	0	0
Simple Assault	0	0	0	0
Intimidation	0	0	0	0
Stalking	0	0	0	0
<b>Crimes Against Property</b>				
Arson	0	0	0	0
Bribery	0	0	0	0
Burglary	0	0	0	0
Counterfeiting/Forgery	0	0	0	0
Destruction/Damage/Vandalism	2	0	0	0
Embezzlement	0	0	0	0
Extortion/Blackmail	0	0	0	0
Fraud - False Pretenses	0	0	0	0
Fraud - Credit Card/ATM	0	0	0	0
Fraud - Impersonation	0	0	0	0
Fraud - Welfare	0	0	0	0
Fraud - Wire	0	0	0	0
Motor Vehicle Theft	0	0	0	0
Robbery	0	0	0	0
Stolen Property Offenses	0	0	0	0
Theft - Pocket-picking	0	0	0	0
Theft - Purse Snatching	0	0	0	0
Theft - Shoplifting	0	0	0	0
Theft From Building	0	0	0	0
Theft From Coin Machine	0	0	0	0
Theft From Motor Vehicle	0	0	0	0
Theft of Motor Vehicle Parts	0	0	0	0
Theft - All Other Larceny	0	0	0	0
<b>Crimes Against Society</b>				
Drug/Narcotic Violations	0	0	0	0
Drug/Narcotic Equipment Violations	0	0	0	0
Gambling - Betting/Wagering	0	0	0	0
Gambling - Operating/Promoting	0	0	0	0
Gambling - Equipment Violations	0	0	0	0
Gambling - Sports Tampering	0	0	0	0
Pornography/Obscene Material	0	0	0	0
Prostitution	0	0	0	0
Prostitution Assisting/Promoting	0	0	0	0
Weapon Law Violations	0	0	0	0
<b>Total Group A Offenses</b>	<b>2</b>	<b>0</b>	<b>0</b>	<b>0</b>



2005 Population Estimate N/A

**Offense Overview**

Offense Total 0  
 Number Cleared 0  
 Percent Cleared 0.00 %

Group A Crimes per 100,000 population N/A

**Arrest Overview**

Total Arrests 0  
 Adult Arrests 0  
 Juvenile Arrests 0  
 Unknown Age 0

Arrests per 100,000 population N/A

Average number offenses/incident 0.00

**Domestic Violence Victims**

Offense	Total	Arrests
Murder	0	0
Aggravated Assault	0	0
Simple Assault	0	0
Intimidation	0	0
Stalking	0	0
Forcible Rape	0	0
Forcible Sodomy	0	0
Sexual Assault W/Object	0	0
Forcible Fondling	0	0
Incest	0	0
Statutory Rape	0	0
Kidnaping/Abduction	0	0
<b>Total</b>	<b>0</b>	<b>0</b>

**TIBRS Group B Arrests**

Offense	Adult	Juvenile
Bad Checks	0	0
Curfew/Vagrancy	0	0
Disorderly Conduct	0	0
DUI	0	0
Drunkenness	0	0
Family-Non Violent	0	0
Liquor Law Violations	0	0
Peeping Tom	0	0
Runaway	0	0
Trespass	0	0
All Other Offenses	0	0
<b>Total Group B</b>	<b>0</b>	<b>0</b>

TIBRS Group A Offenses	Offenses		Arrests	
	Reported	Cleared	Adult	Juvenile
<b>Crimes Against Persons</b>				
Murder	0	0	0	0
Negligent Manslaughter	0	0	0	0
Kidnaping/Abduction	0	0	0	0
Forcible Rape	0	0	0	0
Forcible Sodomy	0	0	0	0
Sexual Assault W/Object	0	0	0	0
Forcible Fondling	0	0	0	0
Incest	0	0	0	0
Statutory Rape	0	0	0	0
Aggravated Assault	0	0	0	0
Simple Assault	0	0	0	0
Intimidation	0	0	0	0
Stalking	0	0	0	0
<b>Crimes Against Property</b>				
Arson	0	0	0	0
Bribery	0	0	0	0
Burglary	0	0	0	0
Counterfeiting/Forgery	0	0	0	0
Destruction/Damage/Vandalism	0	0	0	0
Embezzlement	0	0	0	0
Extortion/Blackmail	0	0	0	0
Fraud - False Pretenses	0	0	0	0
Fraud - Credit Card/ATM	0	0	0	0
Fraud - Impersonation	0	0	0	0
Fraud - Welfare	0	0	0	0
Fraud - Wire	0	0	0	0
Motor Vehicle Theft	0	0	0	0
Robbery	0	0	0	0
Stolen Property Offenses	0	0	0	0
Theft - Pocket-picking	0	0	0	0
Theft - Purse Snatching	0	0	0	0
Theft - Shoplifting	0	0	0	0
Theft From Building	0	0	0	0
Theft From Coin Machine	0	0	0	0
Theft From Motor Vehicle	0	0	0	0
Theft of Motor Vehicle Parts	0	0	0	0
Theft - All Other Larceny	0	0	0	0
<b>Crimes Against Society</b>				
Drug/Narcotic Violations	0	0	0	0
Drug/Narcotic Equipment Violations	0	0	0	0
Gambling - Betting/Wagering	0	0	0	0
Gambling - Operating/Promoting	0	0	0	0
Gambling - Equipment Violations	0	0	0	0
Gambling - Sports Tampering	0	0	0	0
Pornography/Obscene Material	0	0	0	0
Prostitution	0	0	0	0
Prostitution Assisting/Promoting	0	0	0	0
Weapon Law Violations	0	0	0	0
<b>Total Group A Offenses</b>	<b>0</b>	<b>0</b>	<b>0</b>	<b>0</b>



# Pickwick Landing State Park - 2006

2005 Population Estimate N/A

## Offense Overview

Offense Total 2  
Number Cleared 1  
Percent Cleared 50.00 %

Group A Crimes per 100,000 population N/A

## Arrest Overview

Total Arrests 4  
Adult Arrests 4  
Juvenile Arrests 0  
Unknown Age 0

Arrests per 100,000 population N/A

Average number offenses/incident 1.00

## Domestic Violence Victims

Offense	Total	Arrests
Murder	0	0
Aggravated Assault	0	0
Simple Assault	0	0
Intimidation	0	0
Stalking	0	0
Forcible Rape	0	0
Forcible Sodomy	0	0
Sexual Assault W/Object	0	0
Forcible Fondling	0	0
Incest	0	0
Statutory Rape	0	0
Kidnaping/Abduction	0	0
<b>Total</b>	<b>0</b>	<b>0</b>

## TIBRS Group B Arrests

Offense	Adult	Juvenile
Bad Checks	0	0
Curfew/Vagrancy	0	0
Disorderly Conduct	2	0
DUI	1	0
Drunkenness	0	0
Family-Non Violent	0	0
Liquor Law Violations	0	0
Peeping Tom	0	0
Runaway	0	0
Trespass	0	0
All Other Offenses	0	0
<b>Total Group B</b>	<b>3</b>	<b>0</b>

TIBRS Group A Offenses	Offenses		Arrests	
	Reported	Cleared	Adult	Juvenile
<b>Crimes Against Persons</b>				
Murder	0	0	0	0
Negligent Manslaughter	0	0	0	0
Kidnaping/Abduction	0	0	0	0
Forcible Rape	0	0	0	0
Forcible Sodomy	0	0	0	0
Sexual Assault W/Object	0	0	0	0
Forcible Fondling	0	0	0	0
Incest	0	0	0	0
Statutory Rape	0	0	0	0
Aggravated Assault	0	0	0	0
Simple Assault	0	0	0	0
Intimidation	0	0	0	0
Stalking	0	0	0	0
<b>Crimes Against Property</b>				
Arson	0	0	0	0
Bribery	0	0	0	0
Burglary	0	0	0	0
Counterfeiting/Forgery	0	0	0	0
Destruction/Damage/Vandalism	1	0	0	0
Embezzlement	0	0	0	0
Extortion/Blackmail	0	0	0	0
Fraud - False Pretenses	0	0	0	0
Fraud - Credit Card/ATM	0	0	0	0
Fraud - Impersonation	0	0	0	0
Fraud - Welfare	0	0	0	0
Fraud - Wire	0	0	0	0
Motor Vehicle Theft	0	0	0	0
Robbery	0	0	0	0
Stolen Property Offenses	0	0	0	0
Theft - Pocket-picking	0	0	0	0
Theft - Purse Snatching	0	0	0	0
Theft - Shoplifting	0	0	0	0
Theft From Building	0	0	0	0
Theft From Coin Machine	0	0	0	0
Theft From Motor Vehicle	0	0	0	0
Theft of Motor Vehicle Parts	0	0	0	0
Theft - All Other Larceny	0	0	0	0
<b>Crimes Against Society</b>				
Drug/Narcotic Violations	1	1	1	0
Drug/Narcotic Equipment Violations	0	0	0	0
Gambling - Betting/Wagering	0	0	0	0
Gambling - Operating/Promoting	0	0	0	0
Gambling - Equipment Violations	0	0	0	0
Gambling - Sports Tampering	0	0	0	0
Pornography/Obscene Material	0	0	0	0
Prostitution	0	0	0	0
Prostitution Assisting/Promoting	0	0	0	0
Weapon Law Violations	0	0	0	0
<b>Total Group A Offenses</b>	<b>2</b>	<b>1</b>	<b>1</b>	<b>0</b>



**2005 Population Estimate** N/A

**Offense Overview**

Offense Total 1  
 Number Cleared 0  
 Percent Cleared 0.00 %

Group A Crimes per 100,000 population N/A

**Arrest Overview**

Total Arrests 0  
 Adult Arrests 0  
 Juvenile Arrests 0  
 Unknown Age 0

Arrests per 100,000 population N/A

Average number offenses/incident 1.00

**Domestic Violence Victims**

Offense	Total	Arrests
Murder	0	0
Aggravated Assault	0	0
Simple Assault	0	0
Intimidation	0	0
Stalking	0	0
Forcible Rape	0	0
Forcible Sodomy	0	0
Sexual Assault W/Object	0	0
Forcible Fondling	0	0
Incest	0	0
Statutory Rape	0	0
Kidnaping/Abduction	0	0
<b>Total</b>	<b>0</b>	<b>0</b>

**TIBRS Group B Arrests**

Offense	Adult	Juvenile
Bad Checks	0	0
Curfew/Vagrancy	0	0
Disorderly Conduct	0	0
DUI	0	0
Drunkenness	0	0
Family-Non Violent	0	0
Liquor Law Violations	0	0
Peeping Tom	0	0
Runaway	0	0
Trespass	0	0
All Other Offenses	0	0
<b>Total Group B</b>	<b>0</b>	<b>0</b>

TIBRS Group A Offenses	Offenses		Arrests	
	Reported	Cleared	Adult	Juvenile
<b>Crimes Against Persons</b>				
Murder	0	0	0	0
Negligent Manslaughter	0	0	0	0
Kidnaping/Abduction	0	0	0	0
Forcible Rape	0	0	0	0
Forcible Sodomy	0	0	0	0
Sexual Assault W/Object	0	0	0	0
Forcible Fondling	0	0	0	0
Incest	0	0	0	0
Statutory Rape	0	0	0	0
Aggravated Assault	0	0	0	0
Simple Assault	0	0	0	0
Intimidation	0	0	0	0
Stalking	0	0	0	0
<b>Crimes Against Property</b>				
Arson	0	0	0	0
Bribery	0	0	0	0
Burglary	0	0	0	0
Counterfeiting/Forgery	0	0	0	0
Destruction/Damage/Vandalism	1	0	0	0
Embezzlement	0	0	0	0
Extortion/Blackmail	0	0	0	0
Fraud - False Pretenses	0	0	0	0
Fraud - Credit Card/ATM	0	0	0	0
Fraud - Impersonation	0	0	0	0
Fraud - Welfare	0	0	0	0
Fraud - Wire	0	0	0	0
Motor Vehicle Theft	0	0	0	0
Robbery	0	0	0	0
Stolen Property Offenses	0	0	0	0
Theft - Pocket-picking	0	0	0	0
Theft - Purse Snatching	0	0	0	0
Theft - Shoplifting	0	0	0	0
Theft From Building	0	0	0	0
Theft From Coin Machine	0	0	0	0
Theft From Motor Vehicle	0	0	0	0
Theft of Motor Vehicle Parts	0	0	0	0
Theft - All Other Larceny	0	0	0	0
<b>Crimes Against Society</b>				
Drug/Narcotic Violations	0	0	0	0
Drug/Narcotic Equipment Violations	0	0	0	0
Gambling - Betting/Wagering	0	0	0	0
Gambling - Operating/Promoting	0	0	0	0
Gambling - Equipment Violations	0	0	0	0
Gambling - Sports Tampering	0	0	0	0
Pornography/Obscene Material	0	0	0	0
Prostitution	0	0	0	0
Prostitution Assisting/Promoting	0	0	0	0
Weapon Law Violations	0	0	0	0
<b>Total Group A Offenses</b>	<b>1</b>	<b>0</b>	<b>0</b>	<b>0</b>



# Radnor Lake Natural Area - 2006

<b>2005 Population Estimate</b>	N/A
<b>Offense Overview</b>	
Offense Total	1
Number Cleared	0
Percent Cleared	0.00 %
Group A Crimes per 100,000 population	N/A

<b>Arrest Overview</b>	
Total Arrests	0
Adult Arrests	0
Juvenile Arrests	0
Unknown Age	0
Arrests per 100,000 population	N/A
Average number offenses/incident	1.00

Domestic Violence Victims		
Offense	Total	Arrests
Murder	0	0
Aggravated Assault	0	0
Simple Assault	0	0
Intimidation	0	0
Stalking	0	0
Forcible Rape	0	0
Forcible Sodomy	0	0
Sexual Assault W/Object	0	0
Forcible Fondling	0	0
Incest	0	0
Statutory Rape	0	0
Kidnaping/Abduction	0	0
<b>Total</b>	<b>0</b>	<b>0</b>

TIBRS Group B Arrests		
Offense	Adult	Juvenile
Bad Checks	0	0
Curfew/Vagrancy	0	0
Disorderly Conduct	0	0
DUI	0	0
Drunkenness	0	0
Family-Non Violent	0	0
Liquor Law Violations	0	0
Peeping Tom	0	0
Runaway	0	0
Trespass	0	0
All Other Offenses	0	0
<b>Total Group B</b>	<b>0</b>	<b>0</b>

TIBRS Group A Offenses	Offenses		Arrests	
	Reported	Cleared	Adult	Juvenile
<b>Crimes Against Persons</b>				
Murder	0	0	0	0
Negligent Manslaughter	0	0	0	0
Kidnaping/Abduction	0	0	0	0
Forcible Rape	0	0	0	0
Forcible Sodomy	0	0	0	0
Sexual Assault W/Object	0	0	0	0
Forcible Fondling	0	0	0	0
Incest	0	0	0	0
Statutory Rape	0	0	0	0
Aggravated Assault	0	0	0	0
Simple Assault	0	0	0	0
Intimidation	0	0	0	0
Stalking	0	0	0	0
<b>Crimes Against Property</b>				
Arson	0	0	0	0
Bribery	0	0	0	0
Burglary	0	0	0	0
Counterfeiting/Forgery	0	0	0	0
Destruction/Damage/Vandalism	1	0	0	0
Embezzlement	0	0	0	0
Extortion/Blackmail	0	0	0	0
Fraud - False Pretenses	0	0	0	0
Fraud - Credit Card/ATM	0	0	0	0
Fraud - Impersonation	0	0	0	0
Fraud - Welfare	0	0	0	0
Fraud - Wire	0	0	0	0
Motor Vehicle Theft	0	0	0	0
Robbery	0	0	0	0
Stolen Property Offenses	0	0	0	0
Theft - Pocket-picking	0	0	0	0
Theft - Purse Snatching	0	0	0	0
Theft - Shoplifting	0	0	0	0
Theft From Building	0	0	0	0
Theft From Coin Machine	0	0	0	0
Theft From Motor Vehicle	0	0	0	0
Theft of Motor Vehicle Parts	0	0	0	0
Theft - All Other Larceny	0	0	0	0
<b>Crimes Against Society</b>				
Drug/Narcotic Violations	0	0	0	0
Drug/Narcotic Equipment Violations	0	0	0	0
Gambling - Betting/Wagering	0	0	0	0
Gambling - Operating/Promoting	0	0	0	0
Gambling - Equipment Violations	0	0	0	0
Gambling - Sports Tampering	0	0	0	0
Pornography/Obscene Material	0	0	0	0
Prostitution	0	0	0	0
Prostitution Assisting/Promoting	0	0	0	0
Weapon Law Violations	0	0	0	0
<b>Total Group A Offenses</b>	<b>1</b>	<b>0</b>	<b>0</b>	<b>0</b>



# Red Clay State Historic Park - 2006

2005 Population Estimate N/A

## Offense Overview

Offense Total 1  
Number Cleared 0  
Percent Cleared 0.00 %

Group A Crimes per 100,000 population N/A

## Arrest Overview

Total Arrests 0  
Adult Arrests 0  
Juvenile Arrests 0  
Unknown Age 0

Arrests per 100,000 population N/A

Average number offenses/incident 1.00

## Domestic Violence Victims

Offense	Total	Arrests
Murder	0	0
Aggravated Assault	0	0
Simple Assault	0	0
Intimidation	0	0
Stalking	0	0
Forcible Rape	0	0
Forcible Sodomy	0	0
Sexual Assault W/Object	0	0
Forcible Fondling	0	0
Incest	0	0
Statutory Rape	0	0
Kidnaping/Abduction	0	0
<b>Total</b>	<b>0</b>	<b>0</b>

## TIBRS Group B Arrests

Offense	Adult	Juvenile
Bad Checks	0	0
Curfew/Vagrancy	0	0
Disorderly Conduct	0	0
DUI	0	0
Drunkenness	0	0
Family-Non Violent	0	0
Liquor Law Violations	0	0
Peeping Tom	0	0
Runaway	0	0
Trespass	0	0
All Other Offenses	0	0
<b>Total Group B</b>	<b>0</b>	<b>0</b>

TIBRS Group A Offenses	Offenses		Arrests	
	Reported	Cleared	Adult	Juvenile
<b>Crimes Against Persons</b>				
Murder	0	0	0	0
Negligent Manslaughter	0	0	0	0
Kidnaping/Abduction	0	0	0	0
Forcible Rape	0	0	0	0
Forcible Sodomy	0	0	0	0
Sexual Assault W/Object	0	0	0	0
Forcible Fondling	0	0	0	0
Incest	0	0	0	0
Statutory Rape	0	0	0	0
Aggravated Assault	0	0	0	0
Simple Assault	0	0	0	0
Intimidation	0	0	0	0
Stalking	0	0	0	0
<b>Crimes Against Property</b>				
Arson	0	0	0	0
Bribery	0	0	0	0
Burglary	0	0	0	0
Counterfeiting/Forgery	0	0	0	0
Destruction/Damage/Vandalism	1	0	0	0
Embezzlement	0	0	0	0
Extortion/Blackmail	0	0	0	0
Fraud - False Pretenses	0	0	0	0
Fraud - Credit Card/ATM	0	0	0	0
Fraud - Impersonation	0	0	0	0
Fraud - Welfare	0	0	0	0
Fraud - Wire	0	0	0	0
Motor Vehicle Theft	0	0	0	0
Robbery	0	0	0	0
Stolen Property Offenses	0	0	0	0
Theft - Pocket-picking	0	0	0	0
Theft - Purse Snatching	0	0	0	0
Theft - Shoplifting	0	0	0	0
Theft From Building	0	0	0	0
Theft From Coin Machine	0	0	0	0
Theft From Motor Vehicle	0	0	0	0
Theft of Motor Vehicle Parts	0	0	0	0
Theft - All Other Larceny	0	0	0	0
<b>Crimes Against Society</b>				
Drug/Narcotic Violations	0	0	0	0
Drug/Narcotic Equipment Violations	0	0	0	0
Gambling - Betting/Wagering	0	0	0	0
Gambling - Operating/Promoting	0	0	0	0
Gambling - Equipment Violations	0	0	0	0
Gambling - Sports Tampering	0	0	0	0
Pornography/Obscene Material	0	0	0	0
Prostitution	0	0	0	0
Prostitution Assisting/Promoting	0	0	0	0
Weapon Law Violations	0	0	0	0
<b>Total Group A Offenses</b>	<b>1</b>	<b>0</b>	<b>0</b>	<b>0</b>



<b>2005 Population Estimate</b>	N/A
<b>Offense Overview</b>	
Offense Total	0
Number Cleared	0
Percent Cleared	0.00 %

Group A Crimes per 100,000 population N/A

<b>Arrest Overview</b>	
Total Arrests	0
Adult Arrests	0
Juvenile Arrests	0
Unknown Age	0

Arrests per 100,000 population N/A

Average number offenses/incident 0.00

Domestic Violence Victims		
Offense	Total	Arrests
Murder	0	0
Aggravated Assault	0	0
Simple Assault	0	0
Intimidation	0	0
Stalking	0	0
Forcible Rape	0	0
Forcible Sodomy	0	0
Sexual Assault W/Object	0	0
Forcible Fondling	0	0
Incest	0	0
Statutory Rape	0	0
Kidnaping/Abduction	0	0
<b>Total</b>	<b>0</b>	<b>0</b>

TIBRS Group B Arrests		
Offense	Adult	Juvenile
Bad Checks	0	0
Curfew/Vagrancy	0	0
Disorderly Conduct	0	0
DUI	0	0
Drunkenness	0	0
Family-Non Violent	0	0
Liquor Law Violations	0	0
Peeping Tom	0	0
Runaway	0	0
Trespass	0	0
All Other Offenses	0	0
<b>Total Group B</b>	<b>0</b>	<b>0</b>

TIBRS Group A Offenses	Offenses		Arrests	
	Reported	Cleared	Adult	Juvenile
<b>Crimes Against Persons</b>				
Murder	0	0	0	0
Negligent Manslaughter	0	0	0	0
Kidnaping/Abduction	0	0	0	0
Forcible Rape	0	0	0	0
Forcible Sodomy	0	0	0	0
Sexual Assault W/Object	0	0	0	0
Forcible Fondling	0	0	0	0
Incest	0	0	0	0
Statutory Rape	0	0	0	0
Aggravated Assault	0	0	0	0
Simple Assault	0	0	0	0
Intimidation	0	0	0	0
Stalking	0	0	0	0
<b>Crimes Against Property</b>				
Arson	0	0	0	0
Bribery	0	0	0	0
Burglary	0	0	0	0
Counterfeiting/Forgery	0	0	0	0
Destruction/Damage/Vandalism	0	0	0	0
Embezzlement	0	0	0	0
Extortion/Blackmail	0	0	0	0
Fraud - False Pretenses	0	0	0	0
Fraud - Credit Card/ATM	0	0	0	0
Fraud - Impersonation	0	0	0	0
Fraud - Welfare	0	0	0	0
Fraud - Wire	0	0	0	0
Motor Vehicle Theft	0	0	0	0
Robbery	0	0	0	0
Stolen Property Offenses	0	0	0	0
Theft - Pocket-picking	0	0	0	0
Theft - Purse Snatching	0	0	0	0
Theft - Shoplifting	0	0	0	0
Theft From Building	0	0	0	0
Theft From Coin Machine	0	0	0	0
Theft From Motor Vehicle	0	0	0	0
Theft of Motor Vehicle Parts	0	0	0	0
Theft - All Other Larceny	0	0	0	0
<b>Crimes Against Society</b>				
Drug/Narcotic Violations	0	0	0	0
Drug/Narcotic Equipment Violations	0	0	0	0
Gambling - Betting/Wagering	0	0	0	0
Gambling - Operating/Promoting	0	0	0	0
Gambling - Equipment Violations	0	0	0	0
Gambling - Sports Tampering	0	0	0	0
Pornography/Obscene Material	0	0	0	0
Prostitution	0	0	0	0
Prostitution Assisting/Promoting	0	0	0	0
Weapon Law Violations	0	0	0	0
<b>Total Group A Offenses</b>	<b>0</b>	<b>0</b>	<b>0</b>	<b>0</b>





# Roan Mountain State Park - 2006

2005 Population Estimate N/A

## Offense Overview

Offense Total 0  
Number Cleared 0  
Percent Cleared 0.00 %

Group A Crimes per 100,000 population N/A

## Arrest Overview

Total Arrests 0  
Adult Arrests 0  
Juvenile Arrests 0  
Unknown Age 0

Arrests per 100,000 population N/A

Average number offenses/incident 0.00

## Domestic Violence Victims

Offense	Total	Arrests
Murder	0	0
Aggravated Assault	0	0
Simple Assault	0	0
Intimidation	0	0
Stalking	0	0
Forcible Rape	0	0
Forcible Sodomy	0	0
Sexual Assault W/Object	0	0
Forcible Fondling	0	0
Incest	0	0
Statutory Rape	0	0
Kidnaping/Abduction	0	0
<b>Total</b>	<b>0</b>	<b>0</b>

## TIBRS Group B Arrests

Offense	Adult	Juvenile
Bad Checks	0	0
Curfew/Vagrancy	0	0
Disorderly Conduct	0	0
DUI	0	0
Drunkenness	0	0
Family-Non Violent	0	0
Liquor Law Violations	0	0
Peeping Tom	0	0
Runaway	0	0
Trespass	0	0
All Other Offenses	0	0
<b>Total Group B</b>	<b>0</b>	<b>0</b>

TIBRS Group A Offenses	Offenses		Arrests	
	Reported	Cleared	Adult	Juvenile
<b>Crimes Against Persons</b>				
Murder	0	0	0	0
Negligent Manslaughter	0	0	0	0
Kidnaping/Abduction	0	0	0	0
Forcible Rape	0	0	0	0
Forcible Sodomy	0	0	0	0
Sexual Assault W/Object	0	0	0	0
Forcible Fondling	0	0	0	0
Incest	0	0	0	0
Statutory Rape	0	0	0	0
Aggravated Assault	0	0	0	0
Simple Assault	0	0	0	0
Intimidation	0	0	0	0
Stalking	0	0	0	0
<b>Crimes Against Property</b>				
Arson	0	0	0	0
Bribery	0	0	0	0
Burglary	0	0	0	0
Counterfeiting/Forgery	0	0	0	0
Destruction/Damage/Vandalism	0	0	0	0
Embezzlement	0	0	0	0
Extortion/Blackmail	0	0	0	0
Fraud - False Pretenses	0	0	0	0
Fraud - Credit Card/ATM	0	0	0	0
Fraud - Impersonation	0	0	0	0
Fraud - Welfare	0	0	0	0
Fraud - Wire	0	0	0	0
Motor Vehicle Theft	0	0	0	0
Robbery	0	0	0	0
Stolen Property Offenses	0	0	0	0
Theft - Pocket-picking	0	0	0	0
Theft - Purse Snatching	0	0	0	0
Theft - Shoplifting	0	0	0	0
Theft From Building	0	0	0	0
Theft From Coin Machine	0	0	0	0
Theft From Motor Vehicle	0	0	0	0
Theft of Motor Vehicle Parts	0	0	0	0
Theft - All Other Larceny	0	0	0	0
<b>Crimes Against Society</b>				
Drug/Narcotic Violations	0	0	0	0
Drug/Narcotic Equipment Violations	0	0	0	0
Gambling - Betting/Wagering	0	0	0	0
Gambling - Operating/Promoting	0	0	0	0
Gambling - Equipment Violations	0	0	0	0
Gambling - Sports Tampering	0	0	0	0
Pornography/Obscene Material	0	0	0	0
Prostitution	0	0	0	0
Prostitution Assisting/Promoting	0	0	0	0
Weapon Law Violations	0	0	0	0
<b>Total Group A Offenses</b>	<b>0</b>	<b>0</b>	<b>0</b>	<b>0</b>



2005 Population Estimate N/A

**Offense Overview**

Offense Total 1  
Number Cleared 0  
Percent Cleared 0.00 %

Group A Crimes per 100,000 population N/A

**Arrest Overview**

Total Arrests 2  
Adult Arrests 2  
Juvenile Arrests 0  
Unknown Age 0

Arrests per 100,000 population N/A

Average number offenses/incident 1.00

**Domestic Violence Victims**

Offense	Total	Arrests
Murder	0	0
Aggravated Assault	0	0
Simple Assault	0	0
Intimidation	0	0
Stalking	0	0
Forcible Rape	0	0
Forcible Sodomy	0	0
Sexual Assault W/Object	0	0
Forcible Fondling	0	0
Incest	0	0
Statutory Rape	0	0
Kidnaping/Abduction	0	0
<b>Total</b>	<b>0</b>	<b>0</b>

**TIBRS Group B Arrests**

Offense	Adult	Juvenile
Bad Checks	0	0
Curfew/Vagrancy	0	0
Disorderly Conduct	0	0
DUI	0	0
Drunkenness	0	0
Family-Non Violent	0	0
Liquor Law Violations	1	0
Peeping Tom	0	0
Runaway	0	0
Trespass	0	0
All Other Offenses	1	0
<b>Total Group B</b>	<b>2</b>	<b>0</b>

TIBRS Group A Offenses	Offenses		Arrests	
	Reported	Cleared	Adult	Juvenile
<b>Crimes Against Persons</b>				
Murder	0	0	0	0
Negligent Manslaughter	0	0	0	0
Kidnaping/Abduction	0	0	0	0
Forcible Rape	0	0	0	0
Forcible Sodomy	0	0	0	0
Sexual Assault W/Object	0	0	0	0
Forcible Fondling	0	0	0	0
Incest	0	0	0	0
Statutory Rape	0	0	0	0
Aggravated Assault	0	0	0	0
Simple Assault	0	0	0	0
Intimidation	0	0	0	0
Stalking	0	0	0	0
<b>Crimes Against Property</b>				
Arson	0	0	0	0
Bribery	0	0	0	0
Burglary	0	0	0	0
Counterfeiting/Forgery	0	0	0	0
Destruction/Damage/Vandalism	0	0	0	0
Embezzlement	0	0	0	0
Extortion/Blackmail	0	0	0	0
Fraud - False Pretenses	0	0	0	0
Fraud - Credit Card/ATM	0	0	0	0
Fraud - Impersonation	0	0	0	0
Fraud - Welfare	0	0	0	0
Fraud - Wire	0	0	0	0
Motor Vehicle Theft	0	0	0	0
Robbery	0	0	0	0
Stolen Property Offenses	0	0	0	0
Theft - Pocket-picking	0	0	0	0
Theft - Purse Snatching	0	0	0	0
Theft - Shoplifting	0	0	0	0
Theft From Building	0	0	0	0
Theft From Coin Machine	0	0	0	0
Theft From Motor Vehicle	1	0	0	0
Theft of Motor Vehicle Parts	0	0	0	0
Theft - All Other Larceny	0	0	0	0
<b>Crimes Against Society</b>				
Drug/Narcotic Violations	0	0	0	0
Drug/Narcotic Equipment Violations	0	0	0	0
Gambling - Betting/Wagering	0	0	0	0
Gambling - Operating/Promoting	0	0	0	0
Gambling - Equipment Violations	0	0	0	0
Gambling - Sports Tampering	0	0	0	0
Pornography/Obscene Material	0	0	0	0
Prostitution	0	0	0	0
Prostitution Assisting/Promoting	0	0	0	0
Weapon Law Violations	0	0	0	0
<b>Total Group A Offenses</b>	<b>1</b>	<b>0</b>	<b>0</b>	<b>0</b>



<b>2005 Population Estimate</b>	<b>N/A</b>
<b>Offense Overview</b>	
Offense Total	1
Number Cleared	0
Percent Cleared	0.00 %
Group A Crimes per 100,000 population	<b>N/A</b>

<b>Arrest Overview</b>	
Total Arrests	0
Adult Arrests	0
Juvenile Arrests	0
Unknown Age	0
Arrests per 100,000 population	<b>N/A</b>
Average number offenses/incident	1.00

<b>Domestic Violence Victims</b>		
Offense	Total	Arrests
Murder	0	0
Aggravated Assault	0	0
Simple Assault	0	0
Intimidation	0	0
Stalking	0	0
Forcible Rape	0	0
Forcible Sodomy	0	0
Sexual Assault W/Object	0	0
Forcible Fondling	0	0
Incest	0	0
Statutory Rape	0	0
Kidnaping/Abduction	0	0
<b>Total</b>	<b>0</b>	<b>0</b>

<b>TIBRS Group B Arrests</b>		
Offense	Adult	Juvenile
Bad Checks	0	0
Curfew/Vagrancy	0	0
Disorderly Conduct	0	0
DUI	0	0
Drunkenness	0	0
Family-Non Violent	0	0
Liquor Law Violations	0	0
Peeping Tom	0	0
Runaway	0	0
Trespass	0	0
All Other Offenses	0	0
<b>Total Group B</b>	<b>0</b>	<b>0</b>

<b>TIBRS Group A Offenses</b>	<b>Offenses</b>		<b>Arrests</b>	
	Reported	Cleared	Adult	Juvenile
<b>Crimes Against Persons</b>				
Murder	0	0	0	0
Negligent Manslaughter	0	0	0	0
Kidnaping/Abduction	0	0	0	0
Forcible Rape	0	0	0	0
Forcible Sodomy	0	0	0	0
Sexual Assault W/Object	0	0	0	0
Forcible Fondling	0	0	0	0
Incest	0	0	0	0
Statutory Rape	0	0	0	0
Aggravated Assault	0	0	0	0
Simple Assault	0	0	0	0
Intimidation	0	0	0	0
Stalking	0	0	0	0
<b>Crimes Against Property</b>				
Arson	0	0	0	0
Bribery	0	0	0	0
Burglary	0	0	0	0
Counterfeiting/Forgery	0	0	0	0
Destruction/Damage/Vandalism	1	0	0	0
Embezzlement	0	0	0	0
Extortion/Blackmail	0	0	0	0
Fraud - False Pretenses	0	0	0	0
Fraud - Credit Card/ATM	0	0	0	0
Fraud - Impersonation	0	0	0	0
Fraud - Welfare	0	0	0	0
Fraud - Wire	0	0	0	0
Motor Vehicle Theft	0	0	0	0
Robbery	0	0	0	0
Stolen Property Offenses	0	0	0	0
Theft - Pocket-picking	0	0	0	0
Theft - Purse Snatching	0	0	0	0
Theft - Shoplifting	0	0	0	0
Theft From Building	0	0	0	0
Theft From Coin Machine	0	0	0	0
Theft From Motor Vehicle	0	0	0	0
Theft of Motor Vehicle Parts	0	0	0	0
Theft - All Other Larceny	0	0	0	0
<b>Crimes Against Society</b>				
Drug/Narcotic Violations	0	0	0	0
Drug/Narcotic Equipment Violations	0	0	0	0
Gambling - Betting/Wagering	0	0	0	0
Gambling - Operating/Promoting	0	0	0	0
Gambling - Equipment Violations	0	0	0	0
Gambling - Sports Tampering	0	0	0	0
Pornography/Obscene Material	0	0	0	0
Prostitution	0	0	0	0
Prostitution Assisting/Promoting	0	0	0	0
Weapon Law Violations	0	0	0	0
<b>Total Group A Offenses</b>	<b>1</b>	<b>0</b>	<b>0</b>	<b>0</b>



**2005 Population Estimate** N/A

**Offense Overview**

Offense Total 2  
 Number Cleared 1  
 Percent Cleared 50.00 %

Group A Crimes per 100,000 population N/A

**Arrest Overview**

Total Arrests 3  
 Adult Arrests 3  
 Juvenile Arrests 0  
 Unknown Age 0

Arrests per 100,000 population N/A

Average number offenses/incident 1.00

**Domestic Violence Victims**

Offense	Total	Arrests
Murder	0	0
Aggravated Assault	0	0
Simple Assault	0	0
Intimidation	0	0
Stalking	0	0
Forcible Rape	0	0
Forcible Sodomy	0	0
Sexual Assault W/Object	0	0
Forcible Fondling	0	0
Incest	0	0
Statutory Rape	0	0
Kidnaping/Abduction	0	0
<b>Total</b>	<b>0</b>	<b>0</b>

**TIBRS Group B Arrests**

Offense	Adult	Juvenile
Bad Checks	0	0
Curfew/Vagrancy	0	0
Disorderly Conduct	0	0
DUI	0	0
Drunkenness	0	0
Family-Non Violent	0	0
Liquor Law Violations	1	0
Peeping Tom	0	0
Runaway	0	0
Trespass	0	0
All Other Offenses	1	0
<b>Total Group B</b>	<b>2</b>	<b>0</b>

TIBRS Group A Offenses	Offenses		Arrests	
	Reported	Cleared	Adult	Juvenile
<b>Crimes Against Persons</b>				
Murder	0	0	0	0
Negligent Manslaughter	0	0	0	0
Kidnaping/Abduction	0	0	0	0
Forcible Rape	0	0	0	0
Forcible Sodomy	0	0	0	0
Sexual Assault W/Object	0	0	0	0
Forcible Fondling	0	0	0	0
Incest	0	0	0	0
Statutory Rape	0	0	0	0
Aggravated Assault	0	0	0	0
Simple Assault	0	0	0	0
Intimidation	0	0	0	0
Stalking	0	0	0	0
<b>Crimes Against Property</b>				
Arson	0	0	0	0
Bribery	0	0	0	0
Burglary	0	0	0	0
Counterfeiting/Forgery	0	0	0	0
Destruction/Damage/Vandalism	0	0	0	0
Embezzlement	0	0	0	0
Extortion/Blackmail	0	0	0	0
Fraud - False Pretenses	0	0	0	0
Fraud - Credit Card/ATM	0	0	0	0
Fraud - Impersonation	0	0	0	0
Fraud - Welfare	0	0	0	0
Fraud - Wire	0	0	0	0
Motor Vehicle Theft	0	0	0	0
Robbery	0	0	0	0
Stolen Property Offenses	0	0	0	0
Theft - Pocket-picking	0	0	0	0
Theft - Purse Snatching	0	0	0	0
Theft - Shoplifting	0	0	0	0
Theft From Building	0	0	0	0
Theft From Coin Machine	0	0	0	0
Theft From Motor Vehicle	1	0	0	0
Theft of Motor Vehicle Parts	0	0	0	0
Theft - All Other Larceny	0	0	0	0
<b>Crimes Against Society</b>				
Drug/Narcotic Violations	1	1	1	0
Drug/Narcotic Equipment Violations	0	0	0	0
Gambling - Betting/Wagering	0	0	0	0
Gambling - Operating/Promoting	0	0	0	0
Gambling - Equipment Violations	0	0	0	0
Gambling - Sports Tampering	0	0	0	0
Pornography/Obscene Material	0	0	0	0
Prostitution	0	0	0	0
Prostitution Assisting/Promoting	0	0	0	0
Weapon Law Violations	0	0	0	0
<b>Total Group A Offenses</b>	<b>2</b>	<b>1</b>	<b>1</b>	<b>0</b>



# Standing Stone State Park - 2006

2005 Population Estimate N/A

## Offense Overview

Offense Total 0  
Number Cleared 0  
Percent Cleared 0.00 %

Group A Crimes per 100,000 population N/A

## Arrest Overview

Total Arrests 0  
Adult Arrests 0  
Juvenile Arrests 0  
Unknown Age 0

Arrests per 100,000 population N/A

Average number offenses/incident 0.00

## Domestic Violence Victims

Offense	Total	Arrests
Murder	0	0
Aggravated Assault	0	0
Simple Assault	0	0
Intimidation	0	0
Stalking	0	0
Forcible Rape	0	0
Forcible Sodomy	0	0
Sexual Assault W/Object	0	0
Forcible Fondling	0	0
Incest	0	0
Statutory Rape	0	0
Kidnaping/Abduction	0	0
<b>Total</b>	<b>0</b>	<b>0</b>

## TIBRS Group B Arrests

Offense	Adult	Juvenile
Bad Checks	0	0
Curfew/Vagrancy	0	0
Disorderly Conduct	0	0
DUI	0	0
Drunkenness	0	0
Family-Non Violent	0	0
Liquor Law Violations	0	0
Peeping Tom	0	0
Runaway	0	0
Trespass	0	0
All Other Offenses	0	0
<b>Total Group B</b>	<b>0</b>	<b>0</b>

TIBRS Group A Offenses	Offenses		Arrests	
	Reported	Cleared	Adult	Juvenile
<b>Crimes Against Persons</b>				
Murder	0	0	0	0
Negligent Manslaughter	0	0	0	0
Kidnaping/Abduction	0	0	0	0
Forcible Rape	0	0	0	0
Forcible Sodomy	0	0	0	0
Sexual Assault W/Object	0	0	0	0
Forcible Fondling	0	0	0	0
Incest	0	0	0	0
Statutory Rape	0	0	0	0
Aggravated Assault	0	0	0	0
Simple Assault	0	0	0	0
Intimidation	0	0	0	0
Stalking	0	0	0	0
<b>Crimes Against Property</b>				
Arson	0	0	0	0
Bribery	0	0	0	0
Burglary	0	0	0	0
Counterfeiting/Forgery	0	0	0	0
Destruction/Damage/Vandalism	0	0	0	0
Embezzlement	0	0	0	0
Extortion/Blackmail	0	0	0	0
Fraud - False Pretenses	0	0	0	0
Fraud - Credit Card/ATM	0	0	0	0
Fraud - Impersonation	0	0	0	0
Fraud - Welfare	0	0	0	0
Fraud - Wire	0	0	0	0
Motor Vehicle Theft	0	0	0	0
Robbery	0	0	0	0
Stolen Property Offenses	0	0	0	0
Theft - Pocket-picking	0	0	0	0
Theft - Purse Snatching	0	0	0	0
Theft - Shoplifting	0	0	0	0
Theft From Building	0	0	0	0
Theft From Coin Machine	0	0	0	0
Theft From Motor Vehicle	0	0	0	0
Theft of Motor Vehicle Parts	0	0	0	0
Theft - All Other Larceny	0	0	0	0
<b>Crimes Against Society</b>				
Drug/Narcotic Violations	0	0	0	0
Drug/Narcotic Equipment Violations	0	0	0	0
Gambling - Betting/Wagering	0	0	0	0
Gambling - Operating/Promoting	0	0	0	0
Gambling - Equipment Violations	0	0	0	0
Gambling - Sports Tampering	0	0	0	0
Pornography/Obscene Material	0	0	0	0
Prostitution	0	0	0	0
Prostitution Assisting/Promoting	0	0	0	0
Weapon Law Violations	0	0	0	0
<b>Total Group A Offenses</b>	<b>0</b>	<b>0</b>	<b>0</b>	<b>0</b>



# Sycamore Shoals State Historic Park - 2006

**2005 Population Estimate** N/A

**Offense Overview**

Offense Total 0  
 Number Cleared 0  
 Percent Cleared 0.00 %

Group A Crimes per 100,000 population N/A

**Arrest Overview**

Total Arrests 0  
 Adult Arrests 0  
 Juvenile Arrests 0  
 Unknown Age 0

Arrests per 100,000 population N/A

Average number offenses/incident 0.00

**Domestic Violence Victims**

Offense	Total	Arrests
Murder	0	0
Aggravated Assault	0	0
Simple Assault	0	0
Intimidation	0	0
Stalking	0	0
Forcible Rape	0	0
Forcible Sodomy	0	0
Sexual Assault W/Object	0	0
Forcible Fondling	0	0
Incest	0	0
Statutory Rape	0	0
Kidnaping/Abduction	0	0
<b>Total</b>	<b>0</b>	<b>0</b>

**TIBRS Group B Arrests**

Offense	Adult	Juvenile
Bad Checks	0	0
Curfew/Vagrancy	0	0
Disorderly Conduct	0	0
DUI	0	0
Drunkenness	0	0
Family-Non Violent	0	0
Liquor Law Violations	0	0
Peeping Tom	0	0
Runaway	0	0
Trespass	0	0
All Other Offenses	0	0
<b>Total Group B</b>	<b>0</b>	<b>0</b>

TIBRS Group A Offenses	Offenses		Arrests	
	Reported	Cleared	Adult	Juvenile
<b>Crimes Against Persons</b>				
Murder	0	0	0	0
Negligent Manslaughter	0	0	0	0
Kidnaping/Abduction	0	0	0	0
Forcible Rape	0	0	0	0
Forcible Sodomy	0	0	0	0
Sexual Assault W/Object	0	0	0	0
Forcible Fondling	0	0	0	0
Incest	0	0	0	0
Statutory Rape	0	0	0	0
Aggravated Assault	0	0	0	0
Simple Assault	0	0	0	0
Intimidation	0	0	0	0
Stalking	0	0	0	0
<b>Crimes Against Property</b>				
Arson	0	0	0	0
Bribery	0	0	0	0
Burglary	0	0	0	0
Counterfeiting/Forgery	0	0	0	0
Destruction/Damage/Vandalism	0	0	0	0
Embezzlement	0	0	0	0
Extortion/Blackmail	0	0	0	0
Fraud - False Pretenses	0	0	0	0
Fraud - Credit Card/ATM	0	0	0	0
Fraud - Impersonation	0	0	0	0
Fraud - Welfare	0	0	0	0
Fraud - Wire	0	0	0	0
Motor Vehicle Theft	0	0	0	0
Robbery	0	0	0	0
Stolen Property Offenses	0	0	0	0
Theft - Pocket-picking	0	0	0	0
Theft - Purse Snatching	0	0	0	0
Theft - Shoplifting	0	0	0	0
Theft From Building	0	0	0	0
Theft From Coin Machine	0	0	0	0
Theft From Motor Vehicle	0	0	0	0
Theft of Motor Vehicle Parts	0	0	0	0
Theft - All Other Larceny	0	0	0	0
<b>Crimes Against Society</b>				
Drug/Narcotic Violations	0	0	0	0
Drug/Narcotic Equipment Violations	0	0	0	0
Gambling - Betting/Wagering	0	0	0	0
Gambling - Operating/Promoting	0	0	0	0
Gambling - Equipment Violations	0	0	0	0
Gambling - Sports Tampering	0	0	0	0
Pornography/Obscene Material	0	0	0	0
Prostitution	0	0	0	0
Prostitution Assisting/Promoting	0	0	0	0
Weapon Law Violations	0	0	0	0
<b>Total Group A Offenses</b>	<b>0</b>	<b>0</b>	<b>0</b>	<b>0</b>



2005 Population Estimate N/A

**Offense Overview**

Offense Total 3  
Number Cleared 0  
Percent Cleared 0.00 %

Group A Crimes per 100,000 population N/A

**Arrest Overview**

Total Arrests 0  
Adult Arrests 0  
Juvenile Arrests 0  
Unknown Age 0

Arrests per 100,000 population N/A

Average number offenses/incident 1.50

**Domestic Violence Victims**

Offense	Total	Arrests
Murder	0	0
Aggravated Assault	0	0
Simple Assault	0	0
Intimidation	0	0
Stalking	0	0
Forcible Rape	0	0
Forcible Sodomy	0	0
Sexual Assault W/Object	0	0
Forcible Fondling	0	0
Incest	0	0
Statutory Rape	0	0
Kidnaping/Abduction	0	0
<b>Total</b>	<b>0</b>	<b>0</b>

**TIBRS Group B Arrests**

Offense	Adult	Juvenile
Bad Checks	0	0
Curfew/Vagrancy	0	0
Disorderly Conduct	0	0
DUI	0	0
Drunkenness	0	0
Family-Non Violent	0	0
Liquor Law Violations	0	0
Peeping Tom	0	0
Runaway	0	0
Trespass	0	0
All Other Offenses	0	0
<b>Total Group B</b>	<b>0</b>	<b>0</b>

TIBRS Group A Offenses	Offenses		Arrests	
	Reported	Cleared	Adult	Juvenile
<b>Crimes Against Persons</b>				
Murder	0	0	0	0
Negligent Manslaughter	0	0	0	0
Kidnaping/Abduction	0	0	0	0
Forcible Rape	0	0	0	0
Forcible Sodomy	0	0	0	0
Sexual Assault W/Object	0	0	0	0
Forcible Fondling	0	0	0	0
Incest	0	0	0	0
Statutory Rape	0	0	0	0
Aggravated Assault	0	0	0	0
Simple Assault	0	0	0	0
Intimidation	0	0	0	0
Stalking	0	0	0	0
<b>Crimes Against Property</b>				
Arson	0	0	0	0
Bribery	0	0	0	0
Burglary	0	0	0	0
Counterfeiting/Forgery	0	0	0	0
Destruction/Damage/Vandalism	1	0	0	0
Embezzlement	0	0	0	0
Extortion/Blackmail	0	0	0	0
Fraud - False Pretenses	0	0	0	0
Fraud - Credit Card/ATM	0	0	0	0
Fraud - Impersonation	0	0	0	0
Fraud - Welfare	0	0	0	0
Fraud - Wire	0	0	0	0
Motor Vehicle Theft	0	0	0	0
Robbery	0	0	0	0
Stolen Property Offenses	0	0	0	0
Theft - Pocket-picking	0	0	0	0
Theft - Purse Snatching	0	0	0	0
Theft - Shoplifting	0	0	0	0
Theft From Building	2	0	0	0
Theft From Coin Machine	0	0	0	0
Theft From Motor Vehicle	0	0	0	0
Theft of Motor Vehicle Parts	0	0	0	0
Theft - All Other Larceny	0	0	0	0
<b>Crimes Against Society</b>				
Drug/Narcotic Violations	0	0	0	0
Drug/Narcotic Equipment Violations	0	0	0	0
Gambling - Betting/Wagering	0	0	0	0
Gambling - Operating/Promoting	0	0	0	0
Gambling - Equipment Violations	0	0	0	0
Gambling - Sports Tampering	0	0	0	0
Pornography/Obscene Material	0	0	0	0
Prostitution	0	0	0	0
Prostitution Assisting/Promoting	0	0	0	0
Weapon Law Violations	0	0	0	0
<b>Total Group A Offenses</b>	<b>3</b>	<b>0</b>	<b>0</b>	<b>0</b>



2005 Population Estimate N/A

**Offense Overview**

Offense Total 3  
 Number Cleared 0  
 Percent Cleared 0.00 %

Group A Crimes per 100,000 population N/A

**Arrest Overview**

Total Arrests 0  
 Adult Arrests 0  
 Juvenile Arrests 0  
 Unknown Age 0

Arrests per 100,000 population N/A

Average number offenses/incident 1.50

**Domestic Violence Victims**

Offense	Total	Arrests
Murder	0	0
Aggravated Assault	0	0
Simple Assault	0	0
Intimidation	0	0
Stalking	0	0
Forcible Rape	0	0
Forcible Sodomy	0	0
Sexual Assault W/Object	0	0
Forcible Fondling	0	0
Incest	0	0
Statutory Rape	0	0
Kidnaping/Abduction	0	0
<b>Total</b>	<b>0</b>	<b>0</b>

**TIBRS Group B Arrests**

Offense	Adult	Juvenile
Bad Checks	0	0
Curfew/Vagrancy	0	0
Disorderly Conduct	0	0
DUI	0	0
Drunkenness	0	0
Family-Non Violent	0	0
Liquor Law Violations	0	0
Peeping Tom	0	0
Runaway	0	0
Trespass	0	0
All Other Offenses	0	0
<b>Total Group B</b>	<b>0</b>	<b>0</b>

TIBRS Group A Offenses	Offenses		Arrests	
	Reported	Cleared	Adult	Juvenile
<b>Crimes Against Persons</b>				
Murder	0	0	0	0
Negligent Manslaughter	0	0	0	0
Kidnaping/Abduction	0	0	0	0
Forcible Rape	0	0	0	0
Forcible Sodomy	0	0	0	0
Sexual Assault W/Object	0	0	0	0
Forcible Fondling	0	0	0	0
Incest	0	0	0	0
Statutory Rape	0	0	0	0
Aggravated Assault	0	0	0	0
Simple Assault	0	0	0	0
Intimidation	0	0	0	0
Stalking	0	0	0	0
<b>Crimes Against Property</b>				
Arson	0	0	0	0
Bribery	0	0	0	0
Burglary	0	0	0	0
Counterfeiting/Forgery	0	0	0	0
Destruction/Damage/Vandalism	2	0	0	0
Embezzlement	0	0	0	0
Extortion/Blackmail	0	0	0	0
Fraud - False Pretenses	0	0	0	0
Fraud - Credit Card/ATM	0	0	0	0
Fraud - Impersonation	0	0	0	0
Fraud - Welfare	0	0	0	0
Fraud - Wire	0	0	0	0
Motor Vehicle Theft	0	0	0	0
Robbery	0	0	0	0
Stolen Property Offenses	0	0	0	0
Theft - Pocket-picking	0	0	0	0
Theft - Purse Snatching	0	0	0	0
Theft - Shoplifting	0	0	0	0
Theft From Building	0	0	0	0
Theft From Coin Machine	1	0	0	0
Theft From Motor Vehicle	0	0	0	0
Theft of Motor Vehicle Parts	0	0	0	0
Theft - All Other Larceny	0	0	0	0
<b>Crimes Against Society</b>				
Drug/Narcotic Violations	0	0	0	0
Drug/Narcotic Equipment Violations	0	0	0	0
Gambling - Betting/Wagering	0	0	0	0
Gambling - Operating/Promoting	0	0	0	0
Gambling - Equipment Violations	0	0	0	0
Gambling - Sports Tampering	0	0	0	0
Pornography/Obscene Material	0	0	0	0
Prostitution	0	0	0	0
Prostitution Assisting/Promoting	0	0	0	0
Weapon Law Violations	0	0	0	0
<b>Total Group A Offenses</b>	<b>3</b>	<b>0</b>	<b>0</b>	<b>0</b>





<b>2005 Population Estimate</b>	N/A
<b>Offense Overview</b>	
Offense Total	17
Number Cleared	0
Percent Cleared	0.00 %

Group A Crimes per 100,000 population N/A

<b>Arrest Overview</b>	
Total Arrests	0
Adult Arrests	0
Juvenile Arrests	0
Unknown Age	0

Arrests per 100,000 population N/A

Average number offenses/incident 1.31

Domestic Violence Victims		
Offense	Total	Arrests
Murder	0	0
Aggravated Assault	0	0
Simple Assault	1	0
Intimidation	0	0
Stalking	0	0
Forcible Rape	0	0
Forcible Sodomy	0	0
Sexual Assault W/Object	0	0
Forcible Fondling	0	0
Incest	0	0
Statutory Rape	0	0
Kidnaping/Abduction	0	0
<b>Total</b>	<b>1</b>	<b>0</b>

TIBRS Group B Arrests		
Offense	Adult	Juvenile
Bad Checks	0	0
Curfew/Vagrancy	0	0
Disorderly Conduct	0	0
DUI	0	0
Drunkenness	0	0
Family-Non Violent	0	0
Liquor Law Violations	0	0
Peeping Tom	0	0
Runaway	0	0
Trespass	0	0
All Other Offenses	0	0
<b>Total Group B</b>	<b>0</b>	<b>0</b>

TIBRS Group A Offenses	Offenses		Arrests	
	Reported	Cleared	Adult	Juvenile
<b>Crimes Against Persons</b>				
Murder	0	0	0	0
Negligent Manslaughter	0	0	0	0
Kidnaping/Abduction	0	0	0	0
Forcible Rape	0	0	0	0
Forcible Sodomy	0	0	0	0
Sexual Assault W/Object	0	0	0	0
Forcible Fondling	0	0	0	0
Incest	0	0	0	0
Statutory Rape	0	0	0	0
Aggravated Assault	0	0	0	0
Simple Assault	2	0	0	0
Intimidation	0	0	0	0
Stalking	0	0	0	0
<b>Crimes Against Property</b>				
Arson	0	0	0	0
Bribery	0	0	0	0
Burglary	0	0	0	0
Counterfeiting/Forgery	0	0	0	0
Destruction/Damage/Vandalism	9	0	0	0
Embezzlement	0	0	0	0
Extortion/Blackmail	0	0	0	0
Fraud - False Pretenses	0	0	0	0
Fraud - Credit Card/ATM	0	0	0	0
Fraud - Impersonation	0	0	0	0
Fraud - Welfare	0	0	0	0
Fraud - Wire	0	0	0	0
Motor Vehicle Theft	0	0	0	0
Robbery	0	0	0	0
Stolen Property Offenses	0	0	0	0
Theft - Pocket-picking	0	0	0	0
Theft - Purse Snatching	0	0	0	0
Theft - Shoplifting	1	0	0	0
Theft From Building	0	0	0	0
Theft From Coin Machine	4	0	0	0
Theft From Motor Vehicle	0	0	0	0
Theft of Motor Vehicle Parts	1	0	0	0
Theft - All Other Larceny	0	0	0	0
<b>Crimes Against Society</b>				
Drug/Narcotic Violations	0	0	0	0
Drug/Narcotic Equipment Violations	0	0	0	0
Gambling - Betting/Wagering	0	0	0	0
Gambling - Operating/Promoting	0	0	0	0
Gambling - Equipment Violations	0	0	0	0
Gambling - Sports Tampering	0	0	0	0
Pornography/Obscene Material	0	0	0	0
Prostitution	0	0	0	0
Prostitution Assisting/Promoting	0	0	0	0
Weapon Law Violations	0	0	0	0
<b>Total Group A Offenses</b>	<b>17</b>	<b>0</b>	<b>0</b>	<b>0</b>





The seal of the Tennessee Bureau of Investigation (TBI) is a circular emblem. It features a central shield with a yellow map of Tennessee and the letters "TBI" in blue. Above the shield is a scale of justice and a banner with the words "BRAVERY" and "INTEGRITY". The shield is surrounded by a blue ring with yellow stars. The outermost ring is yellow with a scalloped edge. The words "TENNESSEE" and "BUREAU OF INVESTIGATION" are written in white on the blue ring.

# **APPENDIX**

# **2006**

## **TIBRS Offense Definitions**

### **Group A Offense Definitions**

Since all Group A offenses occurring in an incident are to be reported, care must be taken to identify all such offenses involved in an incident. Care must also be taken to ensure that each offense that is reported is a separate, distinct crime, rather than just a part of another offense. For example, every robbery includes some type of assault; but because the assault is an element of the robbery, only Robbery should be reported. If during a Robbery, the victim is forced to engage in sexual acts, both Robbery and Forcible Rape should be reported, as forced sexual intercourse is not an element of Robbery. A rape case might also involve the crimes of Motor Vehicle Theft and Kidnapping, and they should all be reported. Burglary is another example because it usually includes a larceny offense. Because Burglary is defined in terms of theft, only the burglary is to be reported.

NOTE: In TIBRS the classification of felony and misdemeanor does not apply; the offenses are classified according to the definitions and the facts of the incident. However this does not change what a person is charged with under Tennessee statute. The following pages contain the definitions to be used in determining the offense that has occurred. There are 47 definitions of Group A offenses that follow. They are listed in alphabetical order.

### **Arson TIBRS Code (200)**

*Definition To unlawfully and intentionally damage, or attempt to damage, any real or personal property by fire or incendiary device.*

### **Assault Offenses**

*Definition An unlawful attack by one person upon another.*

### **Aggravated Assault TIBRS Code (13A)**

*Definition An unlawful attack by one person upon another wherein the offender uses a weapon or displays it in a threatening manner, or the victim suffers obvious severe or aggravated bodily injury involving apparent broken bones, loss of teeth, possible internal injury, severe laceration, or loss of consciousness.*

### **Simple Assault TIBRS Code (13B)**

*Definition An unlawful physical attack by one person upon another where neither the offender displays a weapon, nor the victim suffers obvious severe or aggravated bodily injury involving apparent broken bones, loss of teeth, possible internal injury, severe laceration, or loss of consciousness.*



### **Intimidation TIBRS Code (13C)**

*Definition*        *To unlawfully place another person in reasonable fear of bodily harm through the use of threatening words and/or other conduct, but without displaying a weapon or subjecting the victim to actual physical attack.*

### **Stalking TIBRS Code (13D)**

*Definition*        *To intentionally and repeatedly follow or harass another person in such a manner as would cause that person to be in reasonable fear of being assaulted, suffering bodily injury or death.*

### **Bribery TIBRS Code (510)**

*Definition*        *The offering, giving, receiving, or soliciting of any thing of value (i.e., a bribe, gratuity, or kickback) to sway the judgment or action of a person in a position of trust or influence.*

### **Burglary/Breaking and Entering TIBRS Code (220)**

*Definition*        *The unlawful entry into a building or other structure with the intent to commit a felony or a theft.*

### **Counterfeiting/Forgery TIBRS Code (250)**

*Definition*        *The altering, copying, or imitation of something, without authority or right, with the intent to deceive or defraud by passing the copy or thing altered or imitated as that which is original or genuine; or the selling, buying, or possession of an altered, copied, or imitated thing with the intent to deceive or defraud.*

### **Destruction/Damage/Vandalism of Property TIBRS Code (290)**

*Definition*        *To willfully or maliciously destroy, damage, deface, or otherwise injure real or personal property without the consent of the owner or the person having custody or control of it.*

### **Drug/Narcotic Offenses**

*Definition*        *The violation of laws prohibiting the production, distribution, and/or use of certain controlled substances and the equipment or devices utilized in their preparation and/or use.*



### **Drug/Narcotic Violations TIBRS Code (35A)**

*Definition*            *The unlawful cultivation, manufacture, distribution, sale, purchase, use, possession, transportation, or importation of any controlled drug or narcotic substance.*

### **Drug Equipment Violations TIBRS Code (35B)**

*Definition*            *The unlawful manufacture, sale, purchase, possession, or transportation of equipment or devices utilized in preparing and/or using drugs or narcotics.*

### **Embezzlement TIBRS Code (270)**

*Definition*            *The unlawful misappropriation by an offender to his/her own use or purpose of money, property, or some other thing of value entrusted to his/her care, custody, or control.*

### **Extortion/Blackmail TIBRS Code (210)**

*Definition*            *To unlawfully obtain money, property, or any other thing of value, either tangible or intangible, through the use or threat of force, misuse of authority, threat of criminal prosecution, threat of destruction of reputation or social standing, or through other coercive means.*

### **Fraud Offenses**

*Definition*            *The intentional perversion of the truth for the purpose of inducing another person or other entity in reliance upon it to part with some thing of value or surrender a legal right.*

### **False Pretenses/Swindle/Confidence Game TIBRS Code (26A)**

*Definition*            *The intentional misrepresentation of existing fact or conditions, or the use of some other deceptive scheme or device, to obtain money, goods, or other things of value.*

### **Credit/Card Automatic Teller Machine Fraud TIBRS Code (26B)**

*Definition*            *The unlawful use of a credit (or debit) card or automatic teller machine for fraudulent purposes.*



## **Impersonation TIBRS Code (26C)**

*Definition*        *Falsely representing one's identity or position, and acting in the character or position thus unlawfully assumed, to deceive others and thereby gain a profit or advantage, enjoy some right or privilege, or subject another person or entity to an expense, charge, or liability which would not have otherwise been incurred.*

## **Welfare Fraud TIBRS Code (26D)**

*Definition*        *The use of deceitful statements, practices, or devices to unlawfully obtain welfare benefits.*

## **Wire Fraud TIBRS Code (26E)**

*Definition*        *The use of an electric or electronic communications facility to intentionally transmit a false and/or deceptive message in furtherance of a fraudulent activity.*

## **Gambling Offenses**

*Definition*        *To unlawfully bet or wager money or something else of value; assist, promote, or operate a game of chance for money or some other stake; possess or transmit wagering information; manufacture, sell, purchase, possess, or transport gambling equipment, devices, or goods; or tamper with the outcome of a sporting event or contest to gain a gambling advantage.*

## **Betting/Wagering TIBRS Code (39A)**

*Definition*        *To unlawfully stake money or something else of value on the happening of an uncertain event or on the ascertainment of a fact in dispute.*

## **Operating/Promoting/Assisting Gambling TIBRS Code (39B)**

*Definition*        *To unlawfully operate, promote, or assist in the operation of a game of chance, lottery, or other gambling activity.*

## **Gambling Equipment Violations TIBRS Code (39C)**

*Definition*        *To unlawfully manufacture, sell, buy, possess, or transport equipment, devices, and/or goods used for gambling purposes.*



### **Sports Tampering TIBRS Code (39D)**

*Definition*            *To unlawfully alter, meddle in, or otherwise interfere with a sporting contest or event for the purpose of gaining a gambling advantage.*

### **Homicide Offenses**

*Definition*            *The killing of one human being by another.*

### **Murder and Non-negligent Manslaughter TIBRS Code (09A)**

*Definition*            *The willful (non-negligent) killing of one human being by another.*

### **Negligent Manslaughter TIBRS Code (09B)**

*Definition*            *The killing of another person through negligence. Included in this offense are killings resulting from hunting accidents, gun cleaning, children playing with guns, etc. Not included are deaths of persons due to their own negligence; accidental deaths not resulting from gross negligence; and accidental traffic fatalities. The subsequent findings of a court, coroner's inquest, etc., do not affect the reporting of offenses in this category; these are law enforcement statistics.*

### **Justifiable Homicide TIBRS Code (09C)**

*Definition*            *The killing of a perpetrator of a serious criminal offense by a peace officer in the line of duty; or the killing, during the commission of a serious criminal offense, of the perpetrator by a private individual.*

### **Kidnapping/Abduction TIBRS Code (100)**

*Definition*            *The unlawful seizure, transportation, and/or detention of a person against his/her will, or of a minor without the consent of his/her custodial parent(s) or legal guardian.*

### **Larceny/Theft Offenses**

*Definition*            *The unlawful taking, carrying, leading, or riding away of property from the possession, or constructive possession, of another person.*

### **Pocket-Picking TIBRS Code (23A)**

*Definition*            *The theft of articles from another person's physical possession by stealth where the victim usually does not become immediately aware of the theft.*





### **Purse-Snatching TIBRS Code (23B)**

*Definition        The grabbing or snatching of a purse, handbag, etc., from the physical possession of another person.*

### **Shoplifting TIBRS Code (23C)**

*Definition        The theft, by someone other than an employee of the victim, of goods or merchandise exposed for sale.*

### **Theft from Building TIBRS Code (23D)**

*Definition        A theft from within a building which is either open to the general public or where the offender has legal access.*

### **Theft from Coin-Operated Machine or Device TIBRS Code (23E)**

*Definition        A theft from a machine or device which is operated or activated by the use of coins.*

### **Theft from Motor Vehicle TIBRS Code (23F)**

*Definition        The theft of articles from a motor vehicle, whether locked or unlocked.*

### **Theft of Motor Vehicle Parts or Accessories TIBRS Code (23G)**

*Definition        The theft of any part or accessory affixed to the interior or exterior of a motor vehicle in a manner which would make the item an attachment of the vehicle or necessary for its operation.*

### **All Other Larceny TIBRS Code (23H)**

*Definition        All thefts which do not fit any of the definitions of the specific subcategories of Larceny/Theft listed above.*

### **Motor Vehicle Theft TIBRS Code (240)**

*Definition        The theft of a motor vehicle.*

### **Pornography/Obscene Material TIBRS Code (370)**

*Definition        The violation of laws or ordinances prohibiting the manufacture, publishing, sale, purchase, or possession of sexually explicit material; e.g., literature, photographs, etc.*



## **Prostitution Offenses**

*Definition*            *To unlawfully engage in or promote sexual activities for profit.*

### **Prostitution TIBRS Code (40A)**

*Definition*            *To unlawfully engage in sexual relations for profit.*

### **Assisting or Promoting Prostitution TIBRS Code (40B)**

*Definition*            *To solicit customers or transport persons for prostitution purposes; to own, manage, or operate a dwelling or other establishment for the purpose of providing a place where prostitution is performed; or to otherwise assist or promote prostitution.*

## **Robbery TIBRS Code (120)**

*Definition*            *The taking, or attempting to take, anything of value under confrontational circumstances from the control, custody, or care of another person by force or threat of force or violence and/or by putting the victim in fear of immediate harm.*

## **Sex Offenses, Forcible**

*Definition*            *Any sexual act directed against another person, forcibly and/or against that person's will; or not forcibly or against the person's will where the victim is incapable of giving consent.*

### **Forcible Rape TIBRS Code (11A)**

*Definition*            *The carnal knowledge of a person, forcibly and/or against that person's will; or not forcibly or against the person's will where the victim is incapable of giving consent because of his/her temporary or permanent mental or physical incapacity (or because of his/her youth).*

### **Forcible Sodomy TIBRS Code (11B)**

*Definition*            *Oral or anal sexual intercourse with another person, forcibly and/or against that persons will; or not forcibly or against the persons will where the victim is incapable of giving consent because of his/her youth or because of his/her temporary or permanent mental or physical incapacity.*



## **Sexual Assault With An Object TIBRS Code (11C)**

*Definition To use an object or instrument to unlawfully penetrate, however, slightly, the genital or anal opening of the body of another person, forcibly and/or against that persons will; or not forcibly or against the persons will where the victim is incapable of giving consent because of his/her youth or because of his/her temporary or permanent mental or physical incapacity.*

## **Forcible Fondling TIBRS Code (11D)**

*Definition The touching of the private body parts of another person for the purpose of sexual gratification, forcibly and/or against that person's will; or, not forcibly or against the person's will where the victim is incapable of giving consent because of his/her youth or because of his/her temporary or permanent mental incapacity.*

## **Sex Offenses, Non-forcible**

*Definition Unlawful, non-forcible sexual intercourse.*

## **Incest TIBRS Code (36A)**

*Definition Nonforcible sexual intercourse between persons who are related to each other within the degrees wherein marriage is prohibited by law.*

## **Statutory Rape TIBRS Code (36B)**

*Definition Nonforcible sexual intercourse with a person who is under the statutory age of consent.*

## **Stolen Property Offenses TIBRS Code (280)**

*Definition Receiving, buying, selling ,possessing, concealing, or transporting any property with the knowledge that it has been unlawfully taken, as by burglary, embezzlement, fraud, larceny, robbery, etc.*

## **Weapon Law Violations TIBRS Code (520)**

*Definition The violation of laws or ordinances prohibiting the manufacture, sale, purchase, transportation, possession, concealment, or use of firearms, cutting instruments, explosives, incendiary devices, or other deadly weapons. Include violations such as the manufacture, sale, or possession of deadly weapons; carrying deadly weapons, concealed or openly; using, manufacturing, etc., silencers; and furnishing deadly weapons to minor.*

This offense will cover local, state as well as federal laws.



## **Group B Offense Definitions**

There are eleven Group B offense categories and they encompass all of the crimes that are not Group A offenses. Only arrestee data is reported for Group B crimes. Traffic offenses are excluded from TIBRS reporting except for the following: Hit and Run of a Pedestrian, Vehicular Homicide, and DUI.

### **Bad Checks TIBRS Code (90A)**

*Definition*                      *Knowingly and intentionally writing and/or negotiating checks drawn against insufficient or non-existent funds.*

### **Curfew/Loitering/Vagrancy Violations TIBRS Code (90B)**

*Definition*                      *The violation of a court order, regulation, ordinance, or law requiring the withdrawal of persons from the streets or other specified areas: prohibiting persons from remaining in an area or place in an idle or aimless manner: or prohibiting persons from going place to place without visible means of support.*

### **Disorderly Conduct TIBRS Code (90C)**

*Definition*                      *Any behavior that tends to disturb the public peace or decorum, scandalize the community, or shock the public sense of morality.*

### **Driving Under the Influence TIBRS Code (90D)**

*Definition*                      *Driving or operating a motor vehicle or common carrier while mentally or physically impaired as the result of consuming an alcoholic beverage or using a drug or narcotic.*

### **Drunkenness TIBRS Code (90E)**

*Definition*                      *To drink alcoholic beverages to the extent that one's mental faculties and physical coordination are substantially impaired.*

### **Family Offenses, Non-Violent TIBRS Code (90F)**

*Definition*                      *Unlawful, non-violent acts by a family member (or legal guardian) which threaten the physical, mental, or economic well-being or morals of another family member and which are not classifiable as other offenses, such as Assault, Incest, Statutory Rape, etc.*



## **Liquor Law Violations TIBRS Code (90G)**

*Definition*      *The violation of laws or ordinances prohibiting the manufacture, sale, purchase, transportation, possession, or use of alcoholic beverages.*

## **Peeping Tom TIBRS Code (90H)**

*Definition*      *To secretly look through a window, doorway, keyhole, or other aperture for the purpose of voyeurism.*

## **Runaway TIBRS Code (90I)**

*Definition*      *A person under 18 years of age who has left home without the permission of his/her parent(s) or legal guardian.*

## **Trespass of Real Property TIBRS Code (90J)**

*Definition*      *To unlawfully enter land, a dwelling, or other real property.*

All burglary offenses include the element of trespass; trespass, however, involves entry with no intent to commit a felony or theft.

## **All Other Offenses TIBRS Code (90Z)**

*Definition*      *All crimes which are not Group A offenses and are not included in one of the specifically named Group B crime categories listed above.*

Note: When an offense is prefixed by: Accessory Before/After the fact; Aiding/Abetting; Conspiracy to Commit; Facilitation of; Solicitation to commit; Threat to commit, etc. and the substantive offense is a Group A offense, such as "Conspiracy to commit murder", report in TIBRS, 90Z (if the person is arrested). If the substantive offense is a Group B offense, then the arrest is reported under the Group B offense.



## **Glossary of Terms and Definitions**

Bias Motivation	Data element collecting hate crime information.
CSU	Crime Statistics Unit - the unit at TBI responsible for day to day operations of TIBRS program.
Element	A component or part of any given criminal Incident.
Exceptional Clearance	Incident is cleared by exceptional means when an element beyond law enforcement control prevents a physical arrest.
FBI	Federal Bureau of Investigation
Group A Offenses	Twenty-two classifications of crimes comprised of 47 separate criminal offenses.
Group B Offenses	Eleven Classifications of activities that violate State statutes or local ordinances that are reported to TIBRS when an arrest is made.
Incident	An incident is defined as all offenses committed by one or more offenders acting in concert and occurring at the same time and place.
Incident Number	A number used to uniquely identify an incident.
LEIC	Law Enforcement Information Coordinator
LEOKA	Law Enforcement Officer Killed or Assaulted -a program that collects information on any incidents involving an assault or killing of a law enforcement official.
Multiple Arrest Indicator	This field is used if investigation determines that the current arrestee committed other unsolved crimes and will be charged with those crimes.
NIBRS	National Incident Based Reporting System - the FBI's system to collect crime statistics information in an incident based format.
Offense	Criminal activity that has been identified and reported to TIBRS in an established format.



ORI Number	A 9 character number used as an agency identifier assigned by the FBI.
RAC	Reporting Agency Coordinator - person designated to be the local agency contact for the TIBRS program.
Resident Status	Based upon offender, arrestee, or victim's city address and location of the incident.
State Control Number	Unique identification number that is attached to fingerprint card. Linked to charges on that particular card.
Summary System	A system of reporting eight indexed crimes to the FBI's Uniform Crime Reporting System. The system collects information in the aggregate, not incident based.
TBI	Tennessee Bureau of Investigation
TIBRS	Tennessee Incident Based Reporting System - the state system for collection of crime statistics information in an incident based manner.
TCA	Tennessee Code Annotated
UCR	Uniform Crime Reporting - the national system for the collection of crime statistics based upon standard offense definitions.
Victim Type	Field used to identify the 8 different classifications of victims in the TIBRS system.

### **Units of Counts – Offense**

The units of counts principles are based on FBI practices and conform to national standards for counting offenses.

***Crimes Against Persons*** – Homicides, Assaults, Sex Offenses – both forcible and non forcible, kidnapping – each victim = one offense. Example – an incident involving an aggravated assault with two victims will be counted as 2 aggravated assaults

***Crimes Against Society*** – Each offense counts as one occurrence. One Drug Narcotic Violation counts as one offense.



***Crimes Against Property*** – Each offense counts as one occurrence with the exception of one offense classification:

*Motor Vehicle Thefts* – The number of vehicles stolen is counted. If two automobiles are stolen in one incident, it will be counted as two motor vehicle thefts.

## **Units of Counts – Clearances**

The units of counts for clearances are based on FBI practices and conform to national standards for counting clearances.

One arrest or exceptional clearance in an incident will clear all offenses in the incident.

**Other resources available at the TBI web site: [www.tbi.state.tn.us](http://www.tbi.state.tn.us)**

[TIBRS Data Collection Manual](#)

[TCA/TIBRS Guide](#)

[TIBRS Error Manual](#)

[FBI Data Collection Manual, vol. 1](#)

[FBI Data Submission Specifications, vol. 2](#)

[FBI Error Message Manual, vol. 4](#)

Additional information may be obtained at **[www.tncrimeonline.com](http://www.tncrimeonline.com)** for all agencies submitting TIBRS data to the Crime Statistics Unit at TBI.



Tennessee Bureau of Investigation, Publication Authorization No. 348134 (5/06) 600 copies. This document has been promulgated at a cost of \$0.576 per copy.



***Crime in Tennessee 2006***