

HATE CRIME

2003



Prepared by the
Tennessee Bureau of Investigation
Crime Statistics Unit





PHIL BREDESEN
Governor

TENNESSEE BUREAU OF INVESTIGATION

901 R.S. Gass Boulevard
Nashville, Tennessee 37216-2639
(615) 744-4000
TDD (615) 744-4001



David Griswold
Interim Director

June 16, 2004

Ladies and Gentlemen:

I would like to present the 2003 Hate Crime report. This is the third annual report published by the TBI presenting information on reported crimes motivated by bias that occurred in Tennessee. The information contained in the report is based on crime statistics information submitted by law enforcement agencies in Tennessee to TBI's Tennessee Incident Based Reporting System (TIBRS) program. TIBRS is the state version of the FBI's National Incident Based Reporting System (NIBRS) program.

The groups toward which bias motivated crimes may be directed are based on the national definitions and conform to the same standards used in the annual Hate Crime Report published by the FBI for the United States. Any offense may be motivated by bias. The bias motivation is an element of the offense and is not reported as a separate crime occurrence.

I am very proud of the efforts of all participating law enforcement agencies in the state to provide the data necessary to produce this report. Our combined efforts have resulted in a successful program and this annual report detailing the nature of bias motivated crime occurrences in our state.

Sincerely,

David Griswold, Interim Director



Hate Crime – Overview

Definition

A hate crime, also known as a bias crime, is a criminal offense committed against a person, property, or society, which is motivated, in whole or in part, by the offender's bias against a race, religion, disability, sexual orientation or ethnicity/national origin. Any offense can be motivated by bias. The hate crime is not a separate offense but is an element of the criminal occurrence.

Participation

During 2003, 557 Tennessee agencies participated in the Hate Crime Program by submitting data to the Tennessee Incident Based Reporting System (TIBRS) Program. Of those agencies, approximately 14.7 percent (82 agencies) submitted hate crime incidents to the TBI. This is the third year that statewide Hate Crime statistics have been reported by TBI. A three-year comparison will be found on the bottom of this page.

Hate Crime Data Collection

The TIBRS program data collection guidelines stipulate that a hate crime may have multiple offenses, victims and offenders within one incident. A *victim*, according to TIBRS definition, may be either a person, a business, an institution, or society as a whole.

Hate Crime Reporting

In 2003, 82 agencies in Tennessee reporting 289 Hate Crime incidents. The percentage breakdown of those incidents by hate crime type follows this section. This represents 0.05% of the total Group A Offenses reported to the TIBRS program in 2003.

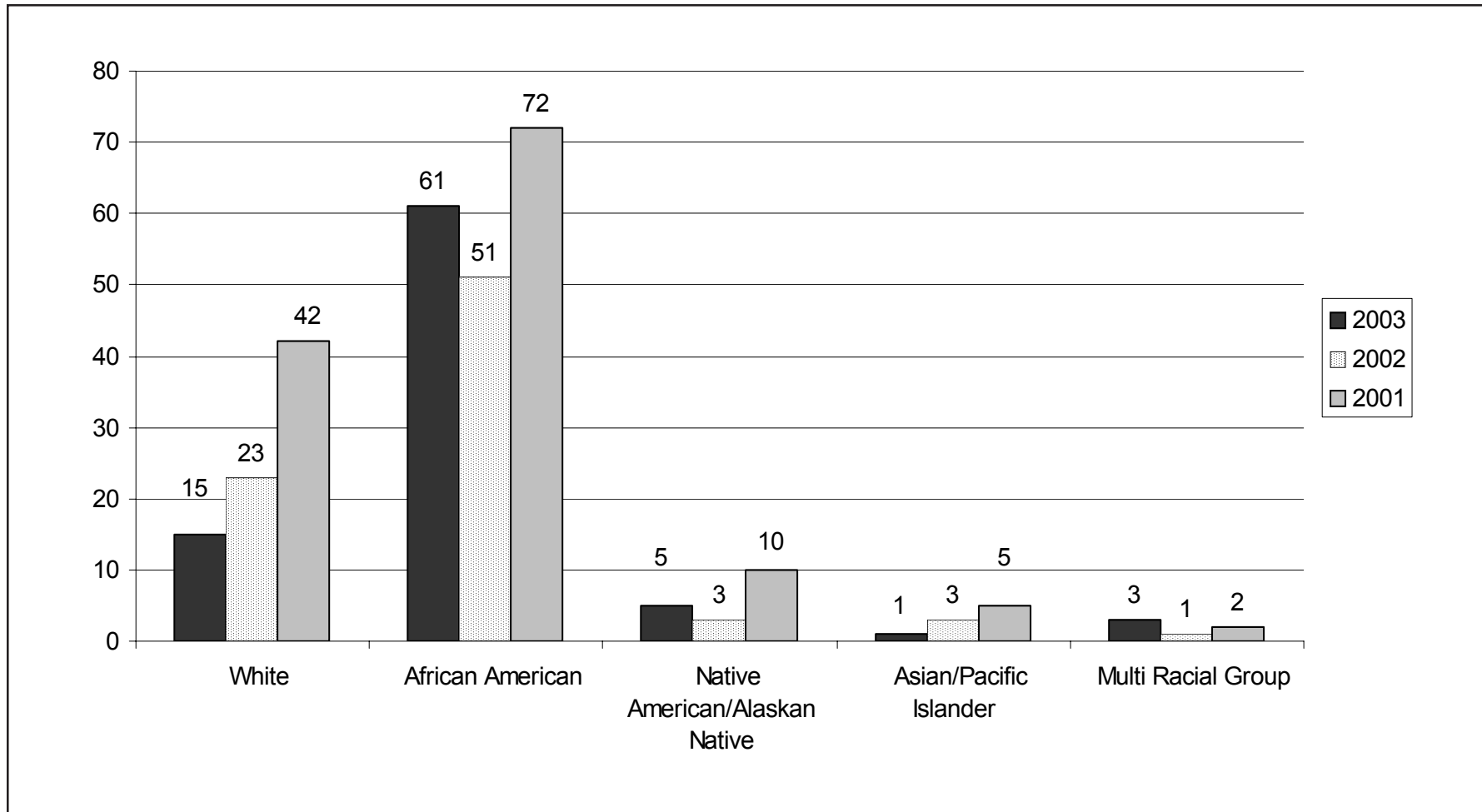
Comparison of 2001, 2002 and 2003

Hate Crime was reported by 82 agencies in 2003, 79 agencies in 2002 and 92 agencies in 2001. When comparing Hate Crime to the total Group A Offenses per year, there was a 2.3% decrease in Hate Crime between 2001 and 2002 and a 1.1% increase between 2002 and 2003. The charts on pages 14-16 will show comparisons of 2001, 2002 and 2003 data.

Statewide 2003

Anti-Racial Hate Crime was reported by 46 different agencies in 2003.

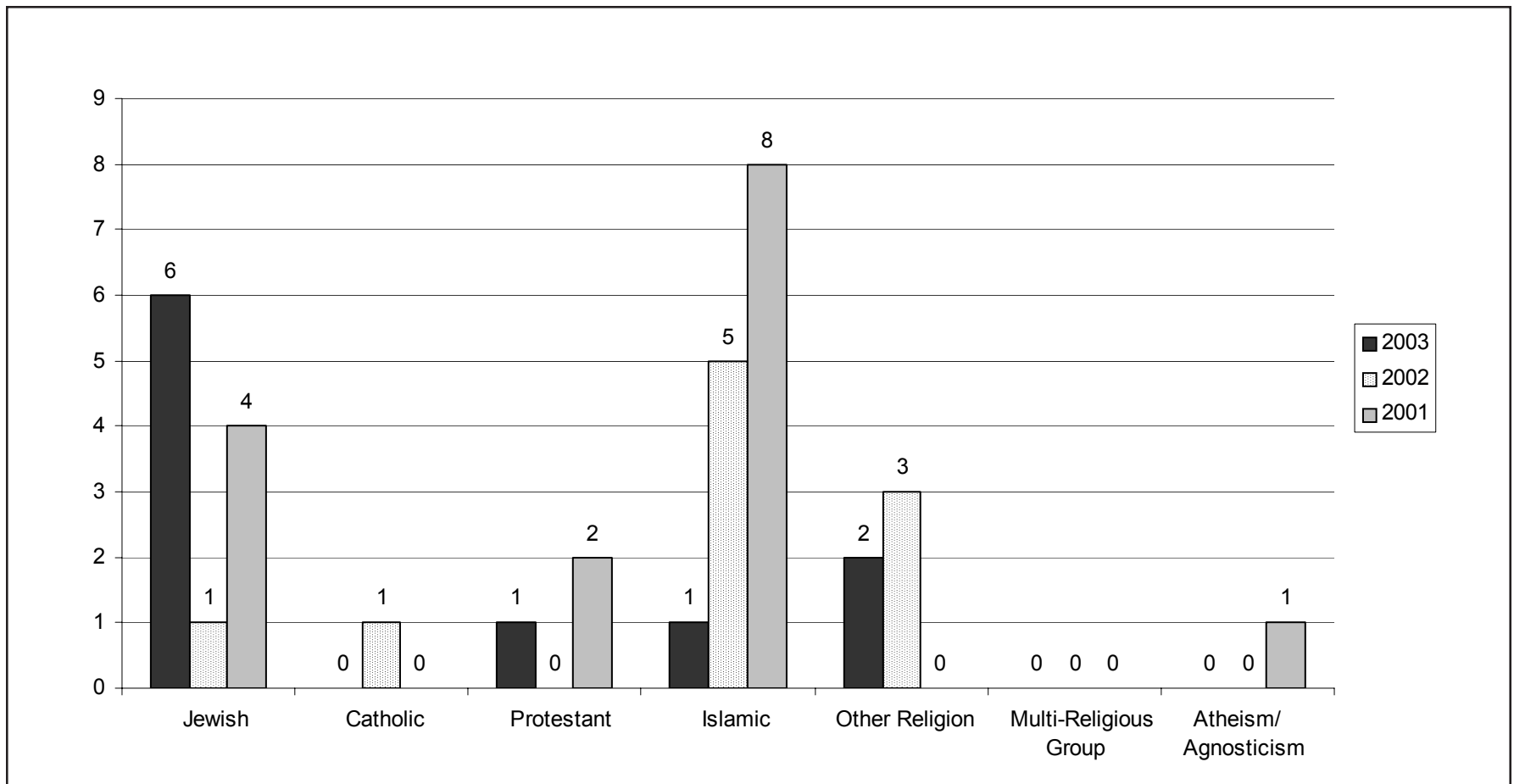
- o Each category is listed with the percentage of the total hate crime the category represents. Anti-White – 17.6%
- o Anti-African American – 71.8%
- o Anti-Native American/Alaskan Native – 5.9%
- o Anti-Asian/Pacific Islander – 1.2%
- o Anti-Multi Racial Group – 3.5%



Anti-Religious Hate Crime was reported by 9 different agencies in 2003.

Each category is listed with the percentage of the total hate crime the category represents.

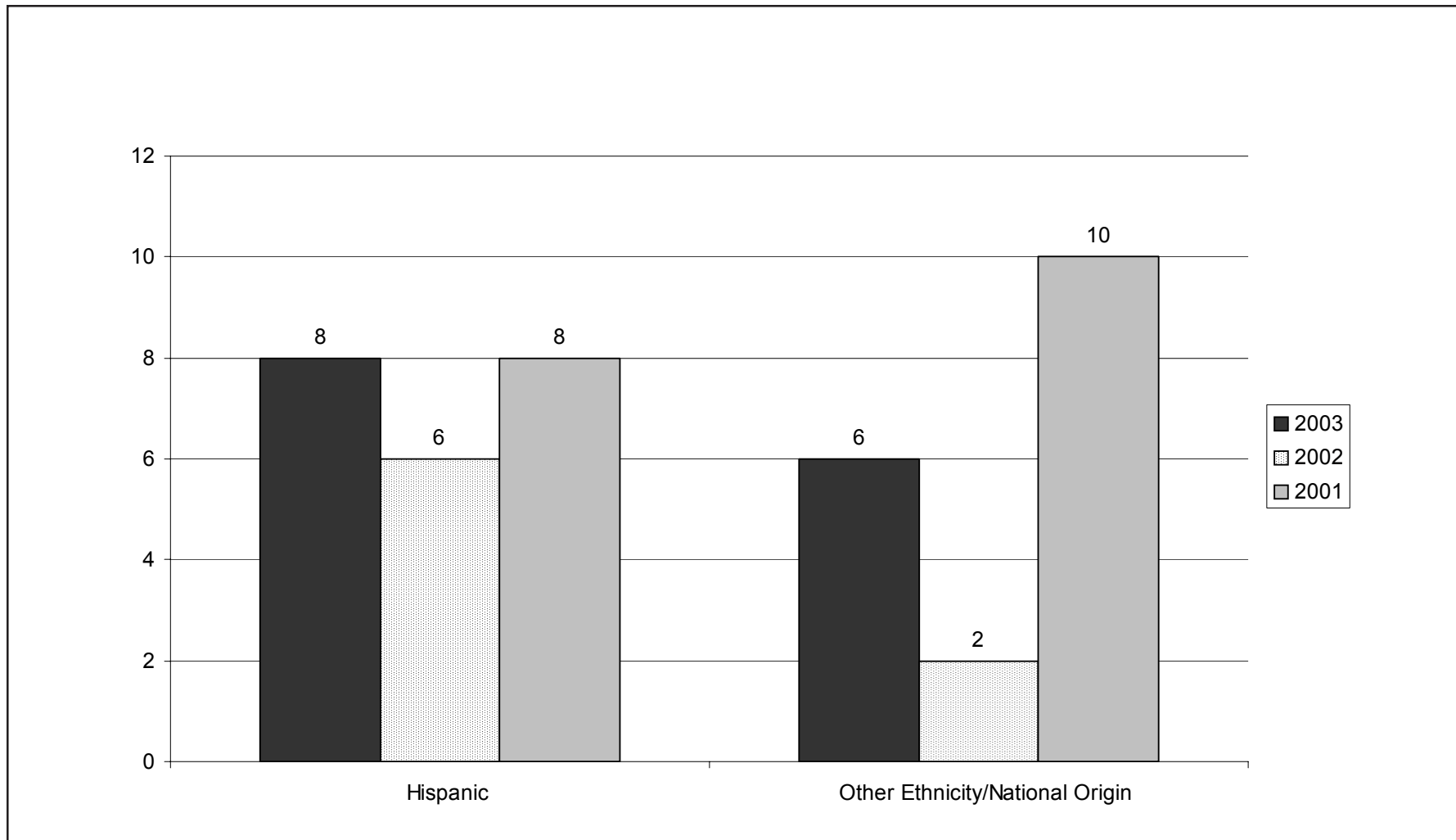
- o Anti-Jewish – 60.0%
- o Anti-Catholic – 0.0%
- o Anti-Protestant – 10.0%
- o Anti-Islamic – 10.0%
- o Anti-Other Religion – 20.0%
- o Anti-Multi Religious Group – 0.0%
- o Anti-Atheism/Agnosticism/Etc. – 0.0%



Anti-Ethnicity/National Origin was reported by 11 different agencies in 2003.

Each category is listed with the percentage of the total hate crime the category represents.

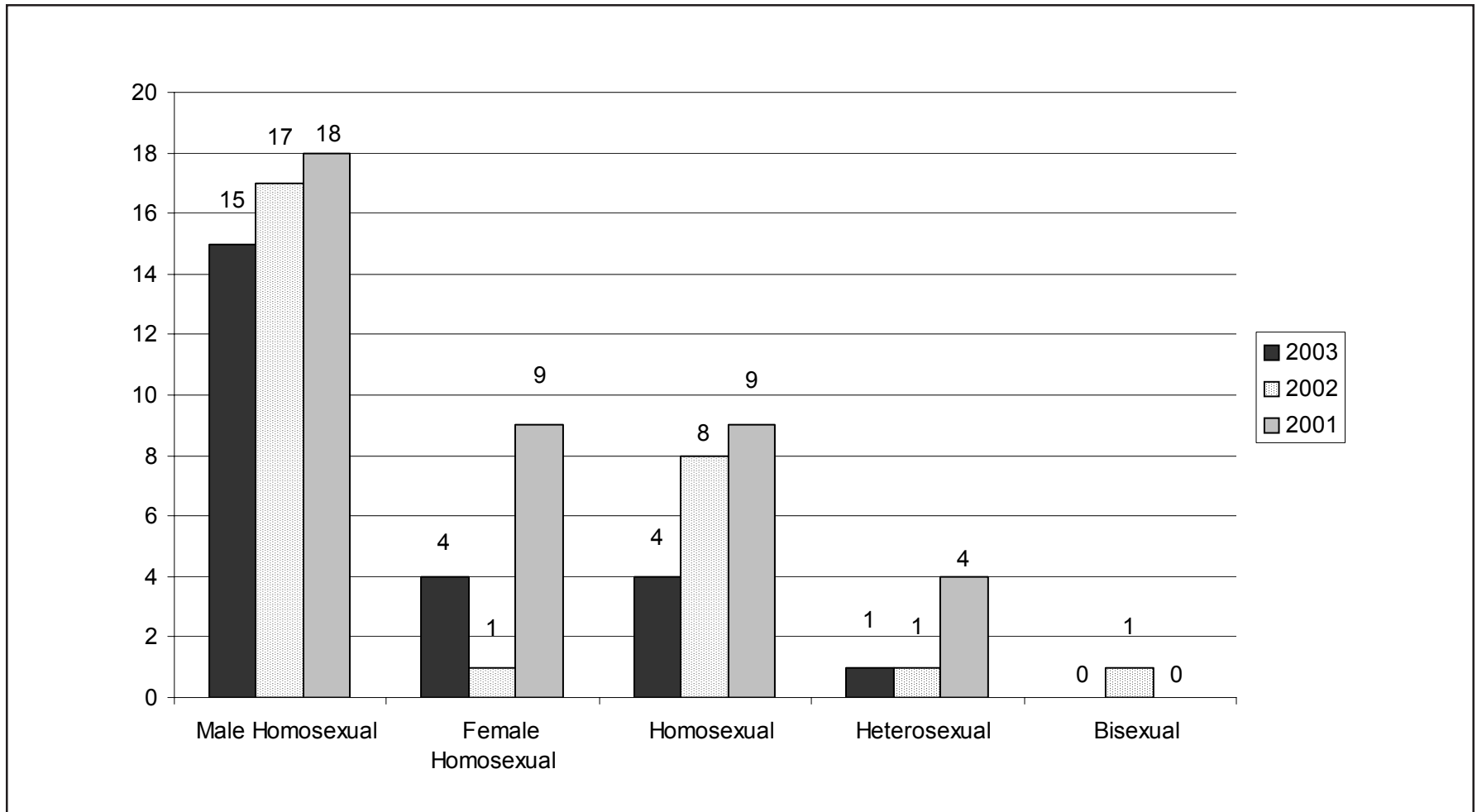
- o Anti-Hispanic – 50.0%
- o Anti-Other Ethnicity/National Origin – 37.5%



Anti-Sexual Hate Crimes were reported by 15 different agencies in 2003.

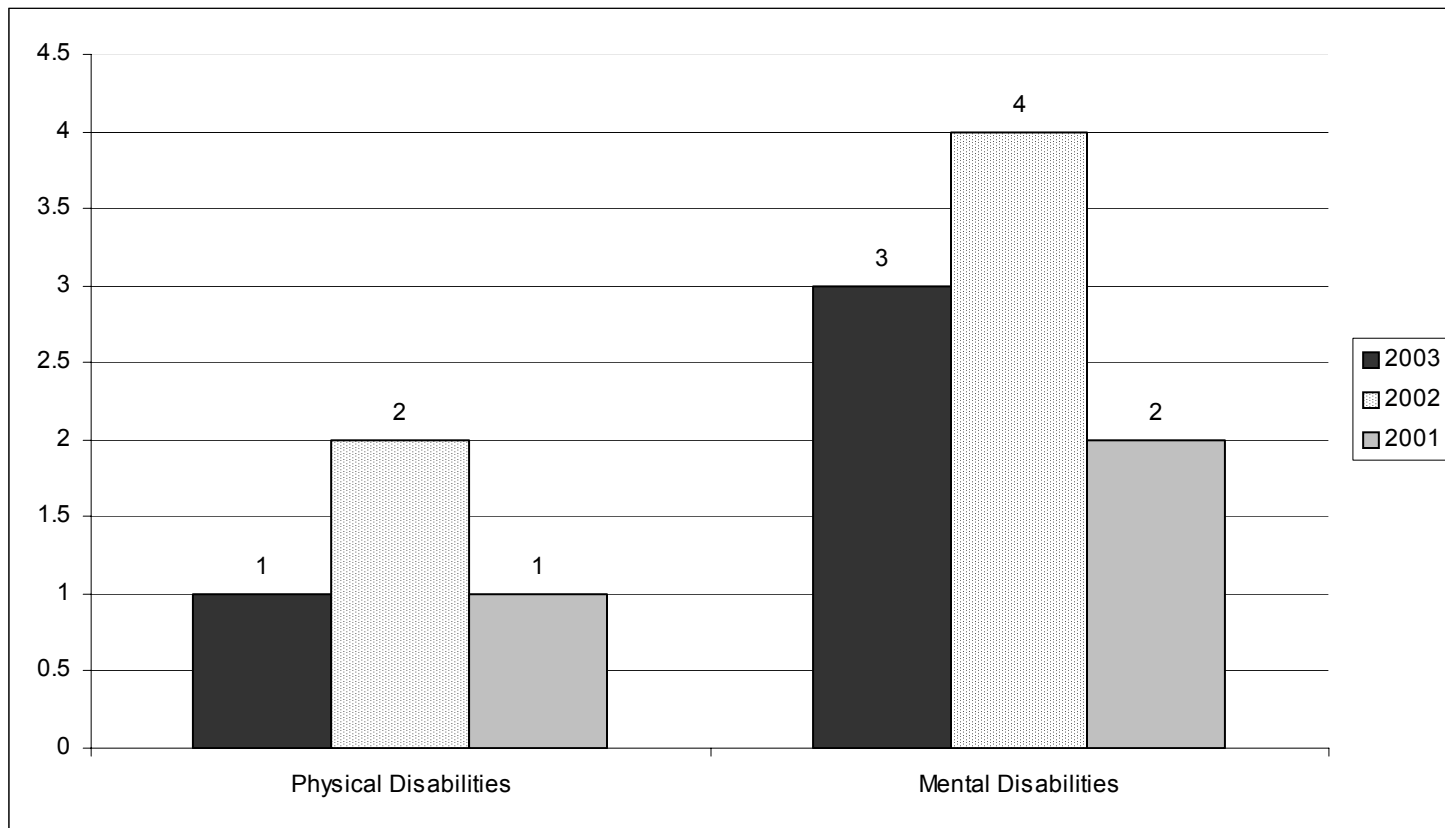
Each category is listed with the percentage of the total hate crime the category represents.

- o Anti-Male Homosexual – 62.5%
- o Anti-Female Homosexual – 16.7%
- o Anti-Homosexual – 16.7%
- o Anti-Heterosexual – 4.1%
- o Anti-Bisexual – 0.0%



Anti Disabilities Hate Crime was reported by 4 different agencies in 2003.

- o Each category is listed with the percentage of the total hate crime the category represents.
- o Anti-Physical Disabilities Hate Crimes – 25.0%
- o Anti-Mental Disabilities Hate Crimes – 75.0%



Bias Motivated Offenses – 2003

Crimes Against Person

- Murder and Nonnegligent Manslaughter – 1
- Kidnapping/Abduction – 3
- Forcible Rape – 1
- Aggravated Assault – 37
- Simple Assault – 53
- Intimidation – 58

Crimes Against Property

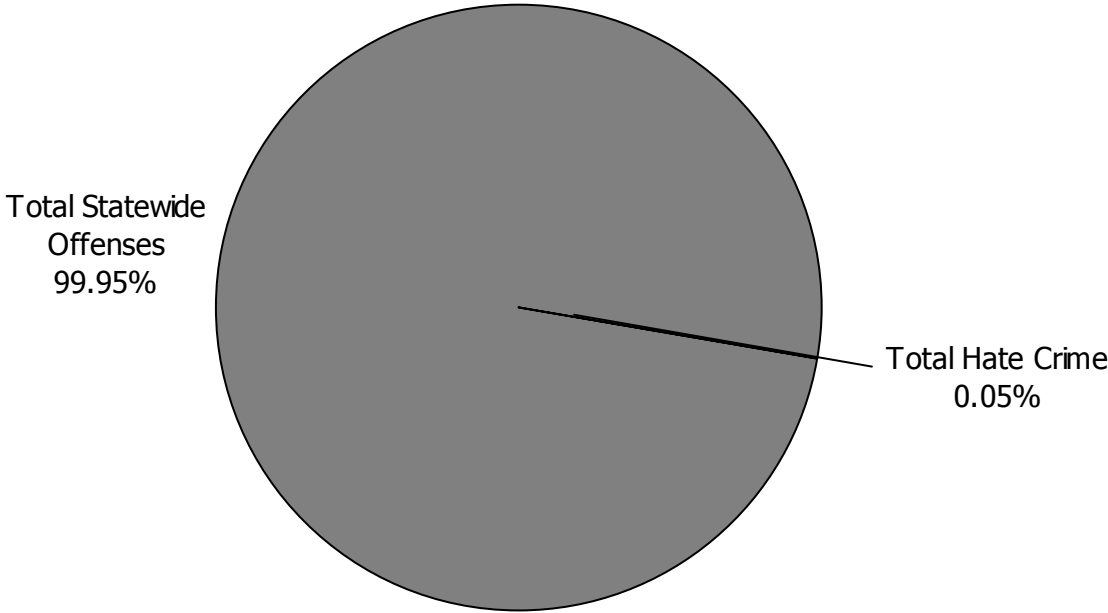
- Arson – 2
- Burglary – 20
- Counterfeiting/Forgery – 2
- Destruction/Damage/Vandalism – 73
- Fraud Offenses* – 5
- Motor Vehicle Theft – 3
- Robbery – 6

Larceny Offenses – 27 Crimes Against Society – 14**

* Fraud Offenses can include – False Pretenses/Swindle/Confidence Game, Credit Card/ATM, Impersonation, Welfare Fraud and Wire Fraud.

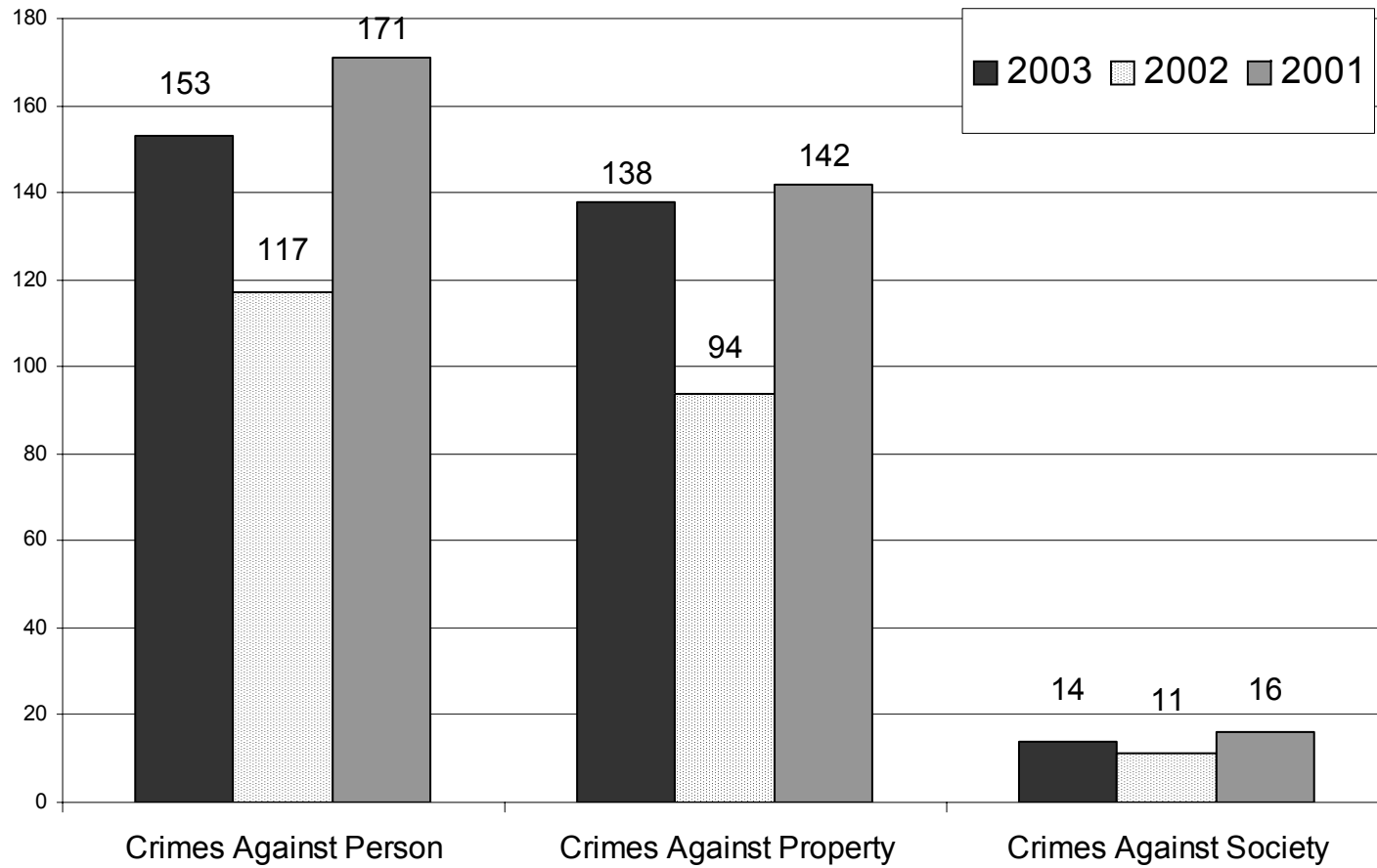
** Larceny Offenses can include – Pocket Picking, Purse Snatching, Shoplifting, Theft from Building, Theft from Coin Operated Machine, Theft from Motor Vehicle, Theft of Motor Vehicle Parts/Accessories and All Other Larceny.

**Hate Crime as a Percentage of Total Crime for 2003
Group A Offenses**

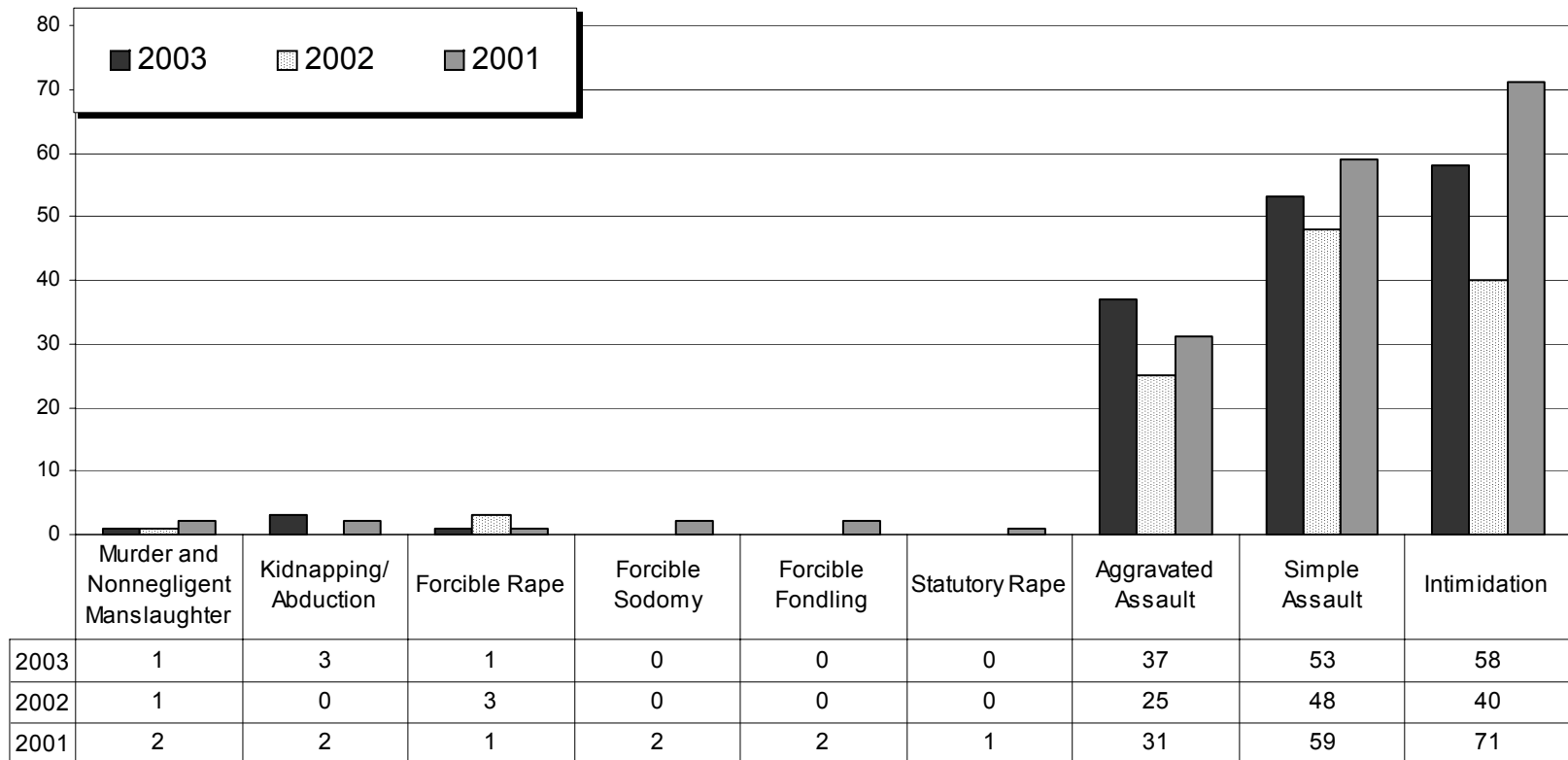


Statewide 3-Year Comparison

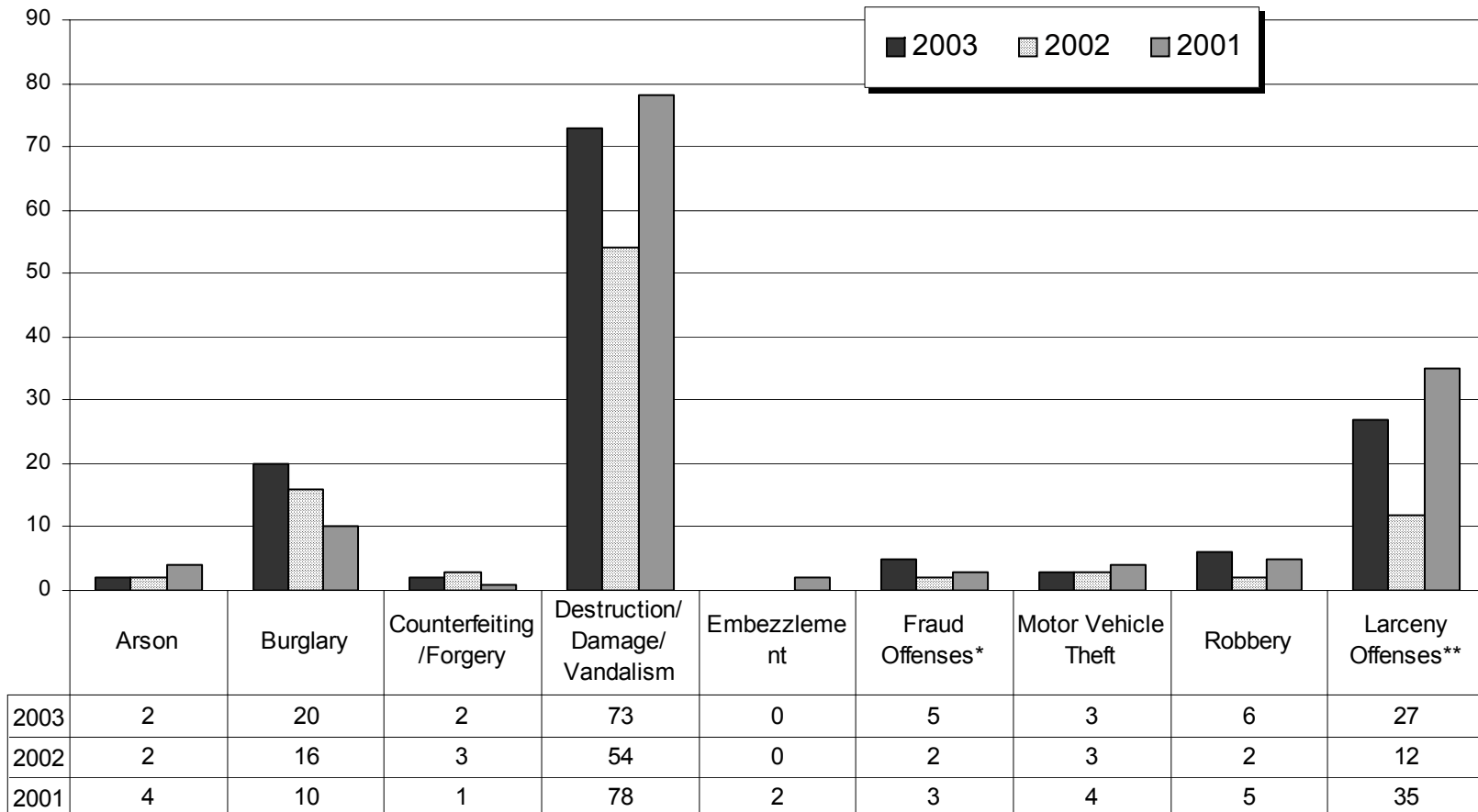
Three Year Comparison of Offense Types



Crimes Against Persons - Three Year Comparison



Crimes Against Property - Three Year Comparison



Agency Reports 2003

Unknown Hate Crime was reported by 39 different agencies.

An Unknown Hate Crime is believed to be motivated by a hate bias for which the target group has yet to be determined. Unknown Hate Crime was 51.9% of the total hate crime reported in Tennessee for 2003.

The following agencies reported Unknown Hate Crimes in 2003:

Alcoa Police Department
Big Ridge State Park
Bradley County Sheriff's Department
Bristol Police Department
Chattanooga Police Department
Copperhill Police Department
Cumberland County Sheriff's Department
Dickson Police Department
Dyersburg Police Department
Elizabethton Police Department
Fairview Police Department
Franklin Police Department
Gallatin Police Department
Germantown Police Department
Grundy County Sheriff's Department
Hardeman County Sheriff's Department
Henderson County Sheriff's Department
Henning Police Department
Hiwassee & Ocoee State Park
Jonesborough Police Department

Knoxville Police Department
Lambuth University
Lawrence County Sheriff's Department
Loudon County Sheriff's Department
Memphis Police Department
Milan Police Department
Nashville Metro Police Department
Nashville State Tech
New Johnsonville Police Department
Oneida Police Department
Pigeon Forge Police Department
Ripley Police Department
Roane County Sheriff's Department
Selmer Police Department
Shelby County Sheriff's Department
Tennessee State University
Washington County Sheriff's Department
Westmoreland Police Department
White County Sheriff's Department

The following is a breakdown of the Hate Crime reported by law enforcement departments in Tennessee for the calendar year of 2003. Unknown Hate Crime is not included in this breakdown.

23rd Judicial Drug Task Force

Anti-American Indian/Alaskan Native – 1

Alcoa Police Department

Anti American Indian/Alaskan Native – 1

Bartlett Police Department

Anti-American Indian/Alaskan Native – 1

Baxter Police Department

Anti-Male Homosexual (Gay) – 1

Bradley County Sheriff's Department

Anti-Black – 2

Anti-Multi Racial Group – 1

Anti-Hispanic – 1

Bristol Police Department

Anti-Male Homosexual (Gay) – 1

Anti-Female Homosexual (Lesbian) – 1

Anti-Homosexual (Gay and Lesbian) – 1

Carter County Sheriff's Department

Anti-Multi Racial Group – 1

Chattanooga Police Department

Anti-American Indian/Alaskan Native – 1

Cheatham County Sheriff's Department

Anti-Black – 2

Clarksville Police Department

Anti-White – 1

Anti-Black – 2

Anti-Other Religion – 1

Anti-Arab – 1

Cleveland Police Department

Anti-Black – 2

Clinton Police Department

Anti-Hispanic – 1

Crossville Police Department

Anti-Male Homosexual (Gay) – 1

Cumberland County Sheriff's Department

Anti-American Indian/Alaskan Native – 1

Dickson County Sheriff's Department

Anti-Black – 2

Anti-Homosexual (Gay and Lesbian) – 1

Anti-Mental Disabilities – 1

Dickson Police Department
Anti-White – 2
Anti-Black – 2
Anti-Heterosexual – 1

Dyersburg Police Department
Anti-White – 2

East Tennessee State University
Anti-Male Homosexual (Gay) – 1

Elizabethton Police Department
Anti-Black – 2

Franklin County Sheriff’s Department
Anti-Black – 1

Franklin Police Department
Anti-Jewish – 1

Gallatin Police Department
Anti-Hispanic – 2

Greene County Sheriff’s Department
Anti-Other Ethnicity/National Origin – 1

Hamblen County Sheriff’s Department
Anti-Black – 1

Hamilton County Sheriff’s Department
Anti-Other Ethnicity/National Origin – 1

Hardeman County Sheriff’s Department
Anti-Mental Disabilities – 1

Henderson County Sheriff’s Department
Anti-Black – 1

Hendersonville Police Department
Anti-Other Ethnicity/National Origin – 1

Jackson Police Department
Anti-White – 1
Anti-Black – 1

Jellico Police Department
Anti-Black – 1

Johnson City Police Department
Anti-Male Homosexual (Gay) – 1
Anti-Female Homosexual (Lesbian) – 1

Knox County Sheriff’s Department
Anti-Black – 8
Anti-Jewish – 2
Anti-Hispanic – 1
Anti-Other Ethnicity/National Origin – 3
Anti-Male Homosexual (Gay) – 1

Knoxville Police Department
Anti-White – 1
Anti-Black – 2
Anti-Arab – 1

Lawrence County Sheriff's Department
Anti-White – 1

Lenoir City Police Department
Anti-Multi Racial Group – 1

Manchester Police Department
Anti-Black – 1

Marshall County Sheriff's Department
Anti-Male Homosexual (Gay) – 1

Maryville College
Anti-Black – 2

McKenzie Police Department
Anti-Black – 1

McMinnville Police Department
Anti-Black – 1

Memphis Police Department
Anti-White – 1
Anti-Black – 4
Anti-Hispanic – 3
Anti-Male Homosexual (Gay) – 1
Anti-Female Homosexual (Lesbian) – 1

Middle Tennessee State University
Anti-Black – 1
Anti-Jewish – 1
Anti-Male Homosexual (Gay) – 1

Millersville Police Department
Anti-Black – 1

Morristown Police Department
Anti-Black – 2

Munford Police Department
Anti-Black – 1

Murfreesboro Police Department
Anti-Islamic (Moslem) – 1

Nashville Metro Police Department
Anti-White – 5
Anti-Black – 8
Anti-Asian/Pacific Islander – 3
Anti-Jewish – 1
Anti-Protestant – 1
Anti-Islamic (Moslem) – 4
Anti-Hispanic – 1
Anti-Other Ethnicity/National Origin – 1
Anti-Male Homosexual (Gay) – 1
Anti-Heterosexual – 1

Newbern Police Department
Anti-Black – 1

Oak Ridge Police Department
Anti-Black – 2

Paris Police Department
Anti-White – 1

Red Bank Police Department

Anti-White – 1

Anti-Black – 2

Ripley Police Department

Anti-Male Homosexual (Gay) – 3

Sevierville Police Department

Anti-Black – 1

Anti-Protestant – 1

Shelby County Sheriff's Department

Anti-Black – 2

Sullivan County Sheriff's Department

Anti-Black – 6

Anti-Jewish – 1

Anti-Male Homosexual (Gay) – 1

Anti-Female Homosexual (Lesbian) – 1

Anti-Homosexual (Gay and Lesbian) – 1

Anti-Physical Disabilities – 1

Tennessee Bureau of Investigation

Anti-Mental Disabilities – 1

Tennessee Alcoholic Beverage Commission

Anti-White – 3

Tennessee State University

Anti-White – 1

Unicoi County Sheriff's Department

Anti-Black – 1

Union City Police Department

Anti-Black – 1

University of Memphis

Anti-Black – 1

Vanderbilt University

Anti-Black – 1

Anti-Asian/Pacific Islander – 1

Anti-Jewish – 1

Anti-Other Religion – 1

Washington County Sheriff's Department

Anti-Black – 1



Tennessee Bureau of Investigation, June 2004. 23Public Authorization Number 348109 – 600 copies
This publication was promulgated at a cost of \$0.67 per copy

This project was supported by 2003-BJ-CX-K022 funds awarded by the Department of Justice's Bureau of Justice Statistics. The opinions, findings, and conclusions or recommendations expressed in this publication are those of the TBI's Statistical Analysis Center/ Crime Statistics Unit and do not necessarily reflect the views of the Department of Justice.