

CRIME IN TENNESSEE

2003

**Tennessee Incident Based Reporting System
(TIBRS) Crime Reports**



**Tennessee Bureau of Investigation
Crime Statistics Unit**





PHIL BREDESEN
Governor

TENNESSEE BUREAU OF INVESTIGATION

901 R.S. Gass Boulevard
Nashville, Tennessee 37216-2639
(615) 744-4000
TDD (615) 744-4001



David Griswold
Interim Director

June 9, 2004

Ladies and Gentlemen:

I am very pleased to present the 2003 Crime in Tennessee report. This is the third annual report of crime statistics published by the TBI. The information contained in the report is based on crime statistics information submitted by law enforcement agencies in Tennessee to TBI's Tennessee Incident Based Reporting System (TIBRS) program. TIBRS is the state version of the FBI's National Incident Based Reporting System (NIBRS) program.

The TBI is mandated by T.C.A. §38-10-101 et seq, to create a program to collect crime statistics from all law enforcement agencies in the state. The TIBRS program collects comprehensive data on crime incidents including: information on the offense, victim, offender, arrestee, and victim – offender relationships. Because of the type of data collected, the TIBRS program provides a more accurate depiction of the crime events in each community than the Uniform Crime Report (UCR) published by the FBI.

Tennessee is one of the most populous states in the nation where all crime statistics are reported by NIBRS compliant agencies and the efforts by Tennessee's law enforcement agencies have become a model for the nation. All of Tennessee's law enforcement agencies' data is included in this report. The success of the TIBRS program is the result of the cooperation of all law enforcement agencies in the state. During the last several years, thousands of hours of training have been provided to over 20,000 commissioned and non-commissioned personnel by TBI and we will continue to provide the necessary training and technical assistance to produce the most accurate and comprehensive report for Tennessee and its citizens.

Statistical ranking is strongly discouraged. Agencies should not be ranked because there are many demographic, socio-economic and other factors that are beyond the control of law enforcement that cause the nature and type of reported crime to vary from place to place.

I am very proud of the efforts of all participating law enforcement agencies in the state to provide the data necessary to produce this report. Our combined efforts have resulted in a successful program and this annual report detailing the nature of crime occurrences in our state.

Sincerely,

David Griswold, Interim Director



Table of Contents

Introduction	1
Statewide Reports	5
Tennessee Statewide	7
Crimes Against Persons In Tennessee - 2003	8
Crimes Against Property in Tennessee - 2003	10
Crimes Against Society in Tennessee - 2003	12
Offenses and Weapons Used	14
Offenses by Time of Day	16
Offender Suspected of Using	17
Offense Location	18
Group A Offenses Vs. Clearances by Month - Graph	22
Arrests by Month - Graph	22
Arrestee Information	23
Arrestee Sex and Race	25
Arrestee Age	26
Juvenile Arrestee Sex and Race	27
Arrestee Race - Male	28
Arrestee Age - Male	29
Arrestee Race - Female	30
Arrestee Age - Female	31
Group B Arrestee Sex and Race	32
Group B Arrestee Age	32
Group B Juvenile Arrestee Sex and Race	32
Group B Arrestee Race - Male	33
Group B Arrestee Age - Male	33
Group B Arrestee Race - Female	34
Group B Arrestee Age - Female	34
Victim Information	35
Victim Sex and Race	37
Victim Age	38
Juvenile Victim Sex and Race	39
Victim Race - Male	40
Victim Age - Male	41
Victim Race - Female	42
Victim Age - Female	43
Domestic Violence Victim - Sex and Race	44
Domestic Violence Victim - Age	44
Domestic Violence Victim Race - Male	45
Domestic Violence Victim Age - Male	45
Domestic Violence Victim Race - Female	46
Domestic Violence Victim Age - Female	46
Domestic Violence Victim - Relationship to Offender	47



Statewide (continued)

Three Year Trends

Tennessee Statewide	51
Crimes Against Persons (Excluding Assaults) - 3 Year Comparison Graph	52
Assault Offenses - 3 Year Comparison - Graph	52
Crimes Against Property - 3 Year Comparison - Graph	53
Crimes Against Society - 3 Year Comparison - Graph	53
Adult Arrests - Three Year Comparison	54
Juvenile Arrests - Three Year Comparison	55
Total Victims - Three Year Comparison	56
Adult Victims - Three Year Comparison	57
Juvenile Victims - Three Year Comparison	58

Sheriff's Departments

Anderson County	61
Bedford County	62
Benton County	63
Bledsoe County	64
Blount County	65
Bradley County	66
Campbell County	67
Cannon County	68
Carroll County	69
Carter County	70
Cheatham County	71
Chester County	72
Claiborne County	73
Clay County	74
Cocke County	75
Coffee County	76
Crockett County	77
Cumberland County	78
Decatur County	79
DeKalb County	80
Dickson County	81
Dyer County	82
Fayette County	83
Fentress County	84
Franklin County	85
Gibson County	86
Giles County	87
Grainger County	88
Greene County	89
Grundy County **	90
Hamblen County	91
Hamilton County	92



Sheriff's Departments (continued)

Hancock County	93
Hardeman County	94
Hardin County	95
Hawkins County	96
Haywood County	97
Henderson County	98
Henry County	99
Hickman County	100
Houston County	101
Humphreys County	102
Jackson County	103
Jefferson County	104
Johnson County	105
Knox County	106
Lake County	107
Lauderdale County **	108
Lawrence County	109
Lewis County	110
Lincoln County	111
Loudon County	112
Macon County	113
Madison County	114
Marion County	115
Marshall County	116
Maury County	117
McMinn County	118
McNairy County	119
Meigs County	120
Metro Hartsville/Trousdale County	121
Monroe County	122
Montgomery County	123
Moore County	124
Morgan County	125
Obion County	126
Overton County	127
Perry County	128
Pickett County	129
Polk County	130
Putnam County	131
Rhea County	132
Roane County	133
Robertson County	134
Rutherford County	135
Scott County	136
Sequatchie County	137



Sheriff's Departments (continued)

Sevier County	138
Shelby County	139
Smith County	140
Stewart County **	141
Sullivan County	142
Sumner County	143
Tipton County	144
Unicoi County	145
Union County	146
Van Buren County	147
Warren County	148
Washington County	149
Wayne County	150
Weakley County	151
White County	152
Williamson County	153
Wilson County	154

Municipal Police Departments

Adamsville	157
Alamo	158
Alcoa	159
Alexandria	160
Algood	161
Ardmore	162
Ashland City	163
Athens	164
Atoka	165
Baileyton	166
Bartlett	167
Baxter	168
Bean Station	169
Belle Meade	170
Bells	171
Benton	172
Berry Hill	173
Bethel Springs	174
Big Sandy	175
Blaine	176
Bluff City	177
Bolivar	178
Bradford	179
Brentwood	180
Brighton	181
Bristol	182



Municipal Police Departments (continued)

Brownsville	183
Bruceton	184
Burns	185
Calhoun	186
Camden	187
Carthage	188
Caryville	189
Celina	190
Centerville	191
Chapel Hill	192
Charleston	193
Chattanooga	194
Church Hill	195
Clarksburg	196
Clarksville	197
Cleveland	198
Clifton	199
Clinton	200
Collegedale	201
Collierville	202
Collinwood	203
Columbia	204
Cookeville	205
Coopertown	206
Copperhill	207
Cornersville	208
Covington	209
Cowan	210
Cross Plains	211
Crossville	212
Crump	213
Cumberland City	214
Cumberland Gap	215
Dandridge	216
Dayton	217
Decatur	218
Decaturville	219
Decherd	220
Dickson	221
Dover	222
Dresden	223
Dunlap	224
Dyer	225
Dyersburg	226
Eagleville	227



Municipal Police Departments (continued)

East Ridge	228
Elizabethton	229
Elkton	230
Englewood	231
Erin	232
Erwin	233
Estill Springs	234
Ethridge	235
Etowah	236
Fairview	237
Fayetteville	238
Franklin	239
Friendship	240
Gadsden	241
Gainesboro	242
Gallatin	243
Gallaway	244
Gates	245
Gatlinburg	246
Germantown	247
Gibson	248
Gleason	249
Goodlettsville	250
Gordonsville	251
Grand Junction	252
Graysville	253
Greenbrier	254
Greeneville	255
Greenfield	256
Halls	257
Harriman	258
Henderson	259
Hendersonville	260
Henning	261
Henry	262
Hohenwald	263
Hollow Rock	264
Hornbeak	265
Humboldt	266
Huntingdon	267
Huntland	268
Jacksboro	269
Jackson	270
Jamestown	271



Municipal Police Departments (continued)

Jasper	272
Jefferson City	273
Jellico	274
Johnson City	275
Jonesborough	276
Kenton	277
Kimball	278
Kingsport	279
Kingston	280
Kingston Springs	281
Knoxville	282
Lafayette	283
LaFollette	284
LaGrange	285
Lake City	286
Lakewood	287
LaVergne	288
Lawrenceburg	289
Lebanon	290
Lenoir City	291
Lewisburg	292
Lexington	293
Livingston	294
Lookout Mountain	295
Loretto	296
Loudon	297
Lynnville	298
Madisonville	299
Manchester	300
Martin	301
Maryville	302
Mason	303
Maury City	304
Maynardville	305
McEwen	306
McKenzie	307
McMinnville	308
Medina	309
Memphis	310
Middleton	311
Milan	312
Millersville	313
Millington	314
Minor Hill	315
Monteagle	316



Municipal Police Departments (continued)

Monterey	317
Morristown	318
Moscow	319
Mount Carmel	320
Mount Juliet	321
Mount Pleasant	322
Mountain City	323
Munford	324
Murfreesboro	325
Nashville Metro	326
New Hope	327
New Johnsonville	328
New Market	329
New Tazewell	330
Newbern	331
Newport	332
Niota	333
Nolensville	334
Norris	335
Oak Ridge	336
Oakland	337
Obion	338
Oliver Springs	339
Oneida	340
Paris	341
Parsons	342
Petersburg	343
Pigeon Forge	344
Pikeville	345
Pittman Center	346
Pleasant View	347
Portland	348
Powell's Crossroads	349
Pulaski	350
Puryear	351
Red Bank	352
Red Boiling Springs	353
Ridgely	354
Ridgetop	355
Ripley	356
Rockwood	357
Rogersville	358
Rossville	359
Rutherford	360



Municipal Police Departments (continued)

Rutledge	361
Savannah	362
Scotts Hill	363
Selmer	364
Sevierville	365
Sharon	366
Shelbyville	367
Signal Mountain	368
Smithville	369
Smyrna	370
Sneedville	371
Soddy-Daisy	372
Somerville	373
South Carthage	374
South Fulton	375
South Pittsburg	376
Sparta	377
Spencer **	378
Spring City	379
Spring Hill	380
Springfield	381
St. Joseph	382
Surgoinsville	383
Sweetwater	384
Tazewell	385
Tellico Plains	386
Tiptonville	387
Toone	388
Townsend	389
Tracy City	390
Trenton	391
Trezevant	392
Trimble	393
Troy	394
Tullahoma	395
Tusculum	396
Union City	397
Vonore	398
Wartburg	399
Wartrace	400
Watauga	401
Watertown	402
Waverly	403
Waynesboro	404
Westmoreland	405



Municipal Police Departments (continued)

White Bluff	406
White House	407
White Pine	408
Whiteville	409
Whitwell	410
Winchester	411
Winfield	412
Woodbury	413

Other Police Departments

Chattanooga Metropolitan Airport Authority	417
Knoxville Metro Airport	418
Memphis International Airport	419
Metro Parks Ranger Office	420
Nashville Metro Airport	421
Shelby County Police	422
Tri-Cities Airport	423

Colleges/Universities with Law Enforcement Departments

Austin Peay State University	427
East Tennessee State University	428
Middle Tennessee State University	429
Southwest Tennessee Community College	430
Tennessee State University	431
Tennessee Technological University	432
University of Memphis	433
University of Tennessee at Chattanooga	434
University of Tennessee at Knoxville	435
University of Tennessee at Martin	436
University of Tennessee at Memphis	437
University of the South	438
Vanderbilt University	439
Volunteer State Community College	440
Walters State Community College	441

Task Forces

1 st Judicial Drug Task Force	445
2 nd Judicial Drug Task Force	446
3 rd Judicial Drug Task Force	447
4 th Judicial Drug Task Force	448
5 th Judicial Drug Task Force	449
8 th Judicial Drug Task Force	450
9 th Judicial Drug Task Force	451
10 th Judicial Drug Task Force	452
12 th Judicial Drug Task Force	453



Task Forces (continued)

13 th Judicial Drug Task Force	454
14 th Judicial Drug Task Force	455
15 th Judicial Drug Task Force	456
17 th Judicial Drug Task Force	457
18 th Judicial Drug Task Force	458
19 th Judicial Drug Task Force	459
21 st Judicial Drug Task Force	460
22 nd Judicial Drug Task Force	461
23 rd Judicial Drug Task Force	462
24 th Judicial Drug Task Force	463
27 th Judicial Drug Task Force	464
31 st Judicial Drug Task Force	465
West Tennessee Drug Task Force	466

State Agencies

Tennessee Alcoholic Beverage Commission	469
Tennessee Bureau of Investigation	470
Tennessee Department of Revenue	471
Tennessee Department of Safety	472
Tennessee State Fire Marshall – Arson/Bomb	473
Tennessee Wildlife Resources Agency – Crossville	474
Tennessee Wildlife Resources Agency – Jackson	475
Tennessee Wildlife Resources Agency – Nashville	476
Tennessee Wildlife Resources Agency – Talbot	477

Tennessee State Parks

Bicentennial Capitol Mall State Park	481
Big Ridge State Park	482
Booker T. Washington State Park	483
Cedars of Lebanon State Park	484
Chickasaw State Park	485
Cove Lake State Park	486
Cumberland Mountain State Park	487
David Crockett State Park	488
Davy Crockett Birthplace State Park	489
Edgar Evins State Park	490
Fall Creek Falls State Park	491
Fort Loudoun State Historic Area	492
Frozen Head State Natural Area	493
Harpeth Scenic River and Narrows Historic Area	494
Harrison Bay State Park	495
Henry Horton State Park	496
Hiwassee and Ocoee State Scenic Rivers	497



Tennessee State Parks (continued)

Long Hunter State Park	498
Meeman-Shelby Forest State Park	499
Montgomery Bell State Park	500
Mousetail Landing State Park	501
Natchez Trace State Park	502
Nathan Bedford Forrest State Park	503
Norris Dam State Park	504
Panther Creek State Park	505
Paris Landing State Park	506
Pickwick Landing State Park	507
Radnor Lake Natural Area	508
Red Clay State Historic Park	509
Reelfoot Lake State Park	510
Rock Island State Park	511
South Cumberland Natural Area	512
T.O. Fuller State Park	513
Tim's Ford State Park	514
Warriors Path State Park	515
State Parks – No offenses reported	516

Appendix

Group A Offense Definitions	519
Group B Offense Definitions	527
Glossary of Terms and Definitions	529
Units of Counts – Offenses	530
Units of Counts – Clearances	531
Other Resources	531
TIBRS Offenses vs. UCR Summary Offenses	532
TIBRS Data Fields	533

*** Denotes agency with incomplete data reported for 2003.*



Introduction

History

The Tennessee Bureau of Investigation (TBI) began implementation of the Tennessee Incident Based Reporting System (TIBRS) in 1995 when an Edward Byrne Memorial Grant was awarded to the TBI by Tennessee's Office of Criminal Justice Programs.

Tennessee had not collected data on a statewide basis since 1979 when federal funding expired for the state's Uniform Crime Reporting (UCR) program. This left Tennessee as one of six states in the country without a statewide crime statistics program until 1996, when the TBI began collecting data from state and local agencies. All law enforcement agencies are mandated under T.C.A. §38-10-101 et seq. to report crime statistics information to the TBI, and all colleges and universities are required to report under T.C.A. §49-7-2201 et seq. In July 1998, the FBI certified the TIBRS Program as compliant with their stringent standards for certification in the National Incident Based Reporting System (NIBRS) Program.

Who Reports?

All law enforcement agencies as well as colleges and universities report crime statistics monthly to the TBI. The law enforcement statistics are submitted to the FBI each month by the TBI. All sheriff's departments, municipal police departments, drug task forces, colleges and universities, and state agencies are compliant. Partial data for the following agencies is included in this year's report. The agencies are: Spencer Police Department, Grundy County Sheriff's Department, Lauderdale County Sheriff's Department and Stewart County Sheriff's Department. All remaining agencies are fully compliant.

What is Incident Based Reporting?

Incident based reporting views a crime and all of its components as an "incident". In order to obtain important data, facts recorded and preserved about the incident are organized into specific categories or segments. The vehicle used for recording these facts is a "data element". Data elements provide information about crime and its involvement with victims, offenders, property, arrestees, etc.

What is TIBRS?

TIBRS is an incident based reporting system designed to collect data on every single crime occurrence and on each incident and arrest within the occurrence. The most significant difference between TIBRS and the traditional UCR system is the degree of detail in reporting. Unlike the summary system that collects only eight Part I crimes (Murder, Forcible Rape, Robbery, Aggravated Assault, Burglary, Larceny, Motor Vehicle Theft, and Arson), TIBRS collects 22 crime categories made up of 47 specific crimes called Group A offenses (see page 519). Additionally, arrests are reported for 11 Group B offense categories (see page 527). Under the old summary



UCR program, only the most serious offense was reported. In TIBRS, up to 10 offenses can be reported in an incident, providing a more accurate picture of crime. Because of the differences between UCR summary data and TIBRS data, any cross-comparisons would provide inaccurate results in trend analysis.

Pitfalls of Ranking

In the past, crime data has been used to compile rankings of individual jurisdictions and institutions of higher learning. These crude and/or incomplete analyses have often created misleading perceptions which adversely affect geographic entities and their residents. The FBI has a longstanding policy against ranking cities, counties, states and universities/colleges on the basis of crime data alone.

Locales should not be ranked because there are many factors that cause the nature and type of crime to vary from place to place. TIBRS statistics include only jurisdictional figures along with reported crime, clearance or arrest data. Rankings ignore the uniqueness of each locale. All jurisdictions are affected in some degree by:

- Population density and degree of urbanization of the locality and surrounding area;
- Variations in composition of the population;
- Number of residents vs. the “policing population” i.e., residents plus daily commuters, transients, tourists, shoppers, etc.;
- Economic conditions;
- Modes of transportation and highway systems;
- Cultural conditions;
- Family conditions with respect to divorce and family cohesiveness;
- Climate;
- Effective strength of law enforcement agencies;
- Administrative and investigative emphases of law enforcement;
- Policies of other components of the criminal justice system, i.e., prosecutorial, judicial, correctional, and probational;

The attitudes of a jurisdiction’s citizenry toward crime and the crime reporting practices of its residents are known to have an effect on the number of crimes coming to the attention of law enforcement.

Because of concerns regarding the proper use of TIBRS data, the TBI has the following policies:

- The TBI will not analyze, interpret, or publish crime statistics based solely on a single dimension interagency ranking.
- The TBI will not furnish agency-based crime statistics to data users in a ranked format.
- When providing/using agency-oriented statistics, the TBI cautions and, in fact, strongly discourages data users against using rankings to evaluate locales or the effectiveness of their law enforcement departments.



Crime Rates

Crime rates in *Crime in Tennessee* reflect all 22 Group A Offense Categories. Crime rates in the FBI *Crime in the United States* are only based upon 8 Index Offenses. The crime rates in Tennessee (TIBRS) will be a more accurate reflection of the crime occurrences in the state.

$$\text{Crime Rate} = \frac{\text{Number of Offenses}}{\text{Population}} \times 100,000$$

Trends

The 2003 *Crime in Tennessee* publication is incident based data. This is the third year this type of data has been published. The FBI takes the TIBRS data and converts it to their old summary system, which only includes the most serious offense in an incident. In the UCR summary system, the number of victims is counted if the most serious offense is homicide, assault, kidnapping or rape. We strongly discourage trying to compare the TIBRS data for 2003 to any data previously released by the FBI in the *Crime in the United States* publications. The data sets are not comparable due to the number of types of crimes reported and the fact that multiple offenses are reported in one incident to TIBRS. Trend information for Tennessee is included in the Statewide section of the report.

Crime Counts

All crimes reported in *Crime in Tennessee* are based upon crimes that occurred in 2003. If a person is arrested in 2003 for a crime that occurred in 2002, the arrest will not be included in the 2003 counts since the actual crime occurred in 2002.

Differences between the Tennessee Incident Based Reporting System (TIBRS) and the FBI's UCR Summary reporting system – TIBRS collects information on up to 10 offenses occurring in the same incident. Information is collected on the offense circumstances, victims, offenders, arrestees, and property. Information is collected on all of the above applicable components for 22 Group A Offenses. Group B offenses including DUI, Drunkenness, and Bad Checks only include arrest information.

The FBI Summary system applies a hierarchal rule and only collects information on the most serious offense occurring in an incident and drops the others. Information is only reported on 8 Crimes in Summary. Arrest information is only reported on other offenses including drugs, forgeries, and frauds.



Highlights

- All law enforcement agencies are submitting crime statistics to the TBI each month and all reporting agencies have met the TIBRS certification criteria.
- 100% of the state's population is covered by reporting agencies.
- A total of 580,680 Group A offenses were reported for 2003
 - 64% were property crimes
 - 26% were crimes against persons
 - 10% were crimes against society including drug offenses
- Group A Offenses were cleared by arrest or exceptional means 28.2% of the time
- The Group A Crimes per 100,000 population was 10,116.3
- Total arrests per 100,000 was 4,953.6
- Juveniles comprised 11% of the total arrests
- 30% of all crimes against persons were Domestic Violence
- 35% of all reported Simple Assaults were Domestic Violence
- Larceny/Theft Offenses were 44.9% of all Crimes Against Property with Burglary and Destruction/Damage/Vandalism offenses 36.9%
- 46% of crimes reported occurred at a residence
- 47% of Homicide victims were between the ages of 18-34 and 11% were over 55
- A total of 27,709 adults and juveniles were arrested for DUI





STATEWIDE REPORTS

2003

Tennessee Statewide

2002 Population Estimate **5,797,289**

Offense Overview

Offense Total 597,049
 Number Cleared 178,327
 Percent Cleared 29.9%

Group A Crimes per 100,000
 population 10,298.8

Arrest Overview

Total Arrests 299,036
 Adult Arrests 265,804
 Juvenile Arrests 32,566
 Unknown Age 666

Arrests per 100,000 population 5,158.2

Avg. number offenses/incident 1.11

Domestic Violence Victims

Offense	Total	Arrests
Murder	63	52
Aggravated Assault	6,695	3,276
Simple Assault	31,056	11,625
Intimidation	6,414	732
Stalking	360	74
Forcible Rape	405	86
Forcible Sodomy	127	28
Sexual Assault w/Object	59	11
Forcible Fondling	509	82
Incest	66	17
Statutory Rape	39	13
Kidnapping/Abduction	408	110
Total	46,201	16,106

TIBRS Group B Arrests

Offense	Adult	Juvenile
Bad Checks	11,755	6
Curfew/Vagrancy	42	1,661
Disorderly Conduct	6,442	4,279
DUI	27,028	242
Drunkenness	20,390	342
Family-Non Violent	1,471	48
Liquor Law Violation	5,691	1,292
Peeping Tom	14	1
Runaway	0	2,849
Trespass	5,504	672
All Other Offense	70,631	3,505
Total Group B	148,968	14,897

TIBRS Group A Offenses	Offenses		Arrests	
	Reported	Cleared	Adult	Juvenile
Crimes Against Persons				
Murder	394	277	288	28
Negligent Manslaughter	14	11	12	1
Kidnapping/Abduction	1,232	513	313	8
Forcible Rape	2,114	750	280	77
Forcible Sodomy	401	166	26	28
Sexual Assault w/Object	248	63	39	15
Forcible Fondling	2,255	758	256	115
Incest	78	28	13	7
Statutory Rape	659	310	210	1
Aggravated Assault	28,518	14,101	10,201	921
Simple Assault	88,667	41,296	23,712	3,905
Intimidation	29,344	6,491	2,150	543
Stalking	1,984	616	283	3
Crimes Against Property				
Arson	1,567	264	185	94
Bribery	24	18	12	0
Burglary	63,244	6,165	4,525	1,100
Counterfeiting/Forgery	11,875	3,964	2,887	64
Destruction/Damage/Vandalism	74,741	8,376	2,567	1,418
Embezzlement	2,152	755	419	29
Extortion/Blackmail	60	24	17	3
Fraud - False Pretenses	12,045	3,279	1,364	48
Fraud - Credit Card/ATM	3,411	641	262	15
Fraud - Impersonation	3,445	1,716	1,482	102
Fraud - Welfare	31	9	3	0
Fraud - Wire	212	37	13	1
Motor Vehicle Theft	25,187	3,573	2,209	568
Robbery	9,426	1,822	1,428	273
Stolen Property Offense	1,187	842	723	123
Theft - Pocket Picking	588	37	80	12
Theft - Purse Snatching	665	86	59	10
Theft - Shoplifting	25,195	15,004	11,819	3,014
Theft from Building	28,385	3,561	1,937	375
Theft from Coin Machine	1,638	150	119	25
Theft from Motor Vehicle	40,045	2,044	1,270	318
Theft of Motor Vehicle Parts	22,661	752	463	92
Theft - All Other Larceny	51,061	4,734	4,124	667
Crimes Against Society				
Drug/Narcotic Violations	36,510	32,094	30,815	2,816
Drug/Narcotic Equipment Violations	17,616	15,892	5,852	242
Gambling-Betting/Wagering	78	68	117	33
Gambling-Operating/Promoting	78	45	44	0
Gambling-Equipment Violation	208	153	75	2
Gambling-Sports Tampering	0	0	0	0
Pornography/Obscene Materials	77	25	17	1
Prostitution	1,990	1,721	1,716	8
Prostitution-Assisting/Promoting	154	138	44	0
Weapon Law Violations	5,585	4,958	2,406	564
Total Group A Offenses	597,049	178,327	116,836	17,669



Crimes Against Persons in Tennessee, 2003

Data represents each offense within a reported incident

Offense Total	155,908
% of Total Statewide Offenses	26.1%
Offense Cleared	65,380
% of Offenses Cleared	41.9%

The Crimes Against Persons category consists of the following offenses:

Murder	Forcible Sex Offenses:	Assault Offenses:
Negligent Manslaughter	Forcible Rape	Aggravated Assault
Kidnapping/Abduction	Forcible Sodomy	Simple Assault
Incest	Sexual Assault w/Object	Intimidation
Statutory Rape	Forcible Fondling	Stalking

- 58.9% of all Crimes Against Persons reported occurred at a residence.
- 68% of all Crimes Against Persons used the personal weapon type (hands, fist, feet) and the Simple Assault accounted for 88.7% of the crimes using this type weapon.
- Firearms were used in 10.5% of the Crimes Against Persons.

Arrestee Demographics for Crimes Against Persons Offenses

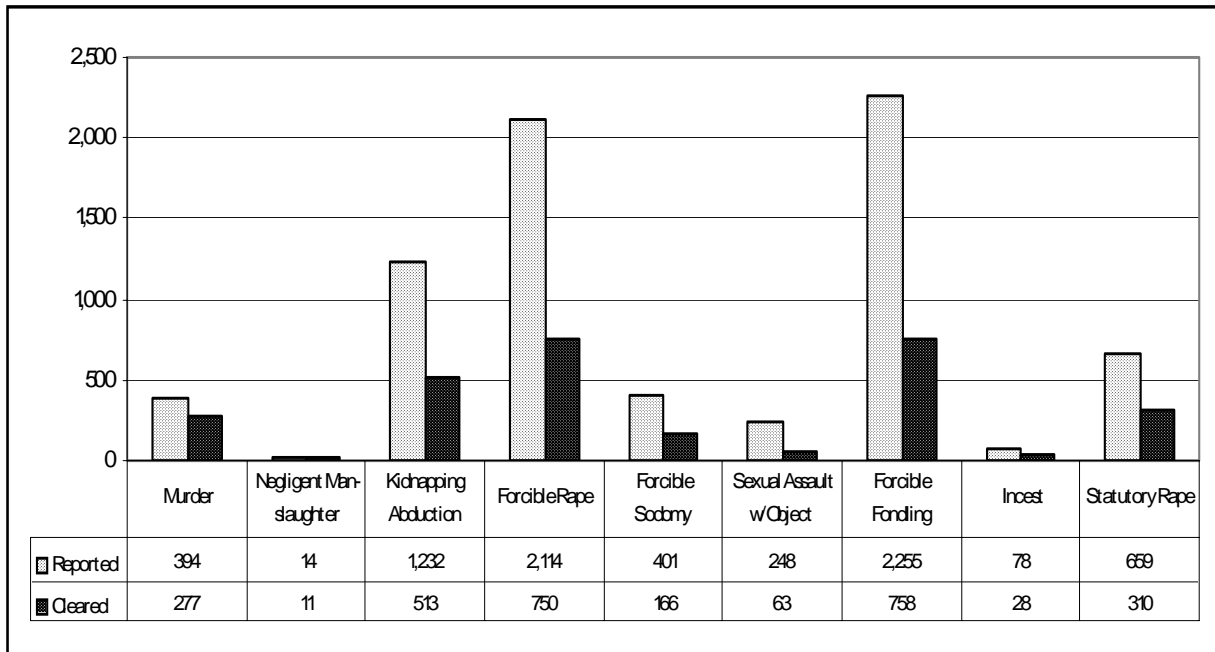
Sex		Race	
Male	77.3%	African American	34.0%
Female	22.7%	Asian	0.2%
		Native American	0.1%
		Unknown	0.8%
		White	64.9%

Breakdown of Percentage of Total Crimes Against Persons Offenses

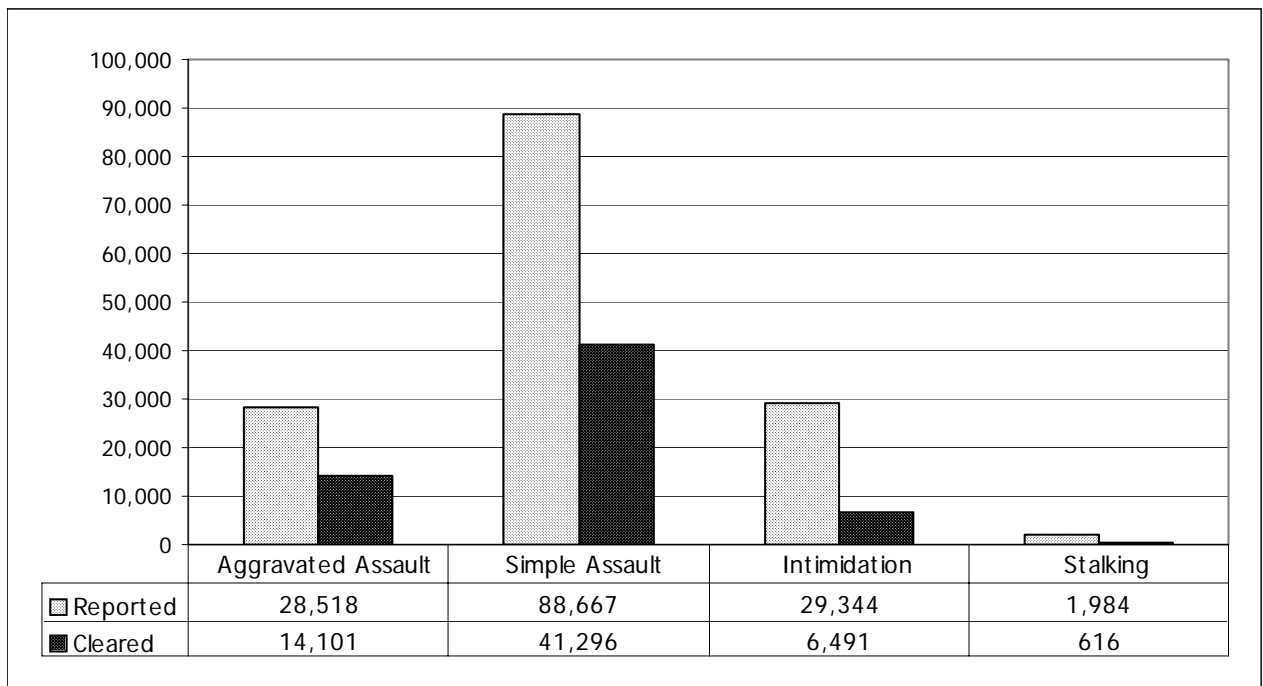
Murder	0.3%	Incest	0.1%
Nonnegligent Manslaughter	0.01%	Statutory Rape	0.4%
Kidnapping/Abduction	0.8%	Aggravated Assault	18.3%
Forcible Rape	1.4%	Simple Assault	56.9%
Forcible Sodomy	0.3%	Intimidation	18.8%
Sexual Assault w/Object	0.2%	Stalking	1.3%
Forcible Fondling	1.4%		



Crimes Against Persons – Excluding Assault Offenses



Crimes Against Persons – Assault Offenses



Crimes Against Property in Tennessee, 2003

Data represents each offense within a reported incident

Property Offense Total **378,845**
 % of Total Statewide Offenses 63.5%
Property Offense Cleared **57,853**
 % of Property Cleared 15.3%

The Property Offense category consists of the following offenses:

Arson	Fraud Offenses	Theft Offenses
Bribery	Fraud - False Pretenses	Theft - Pocket Picking
Burglary	Fraud - Credit Card ATM	Theft - Purse Snatching
Counterfeiting/Forgery	Fraud - Impersonation	Theft - Shoplifting
Destruction/Damage/Vandalism	Fraud - Welfare	Theft from Building
Embezzlement	Fraud - Wire	Theft from Coin Machine
Extortion/Blackmail		Theft from Motor Vehicle
Motor Vehicle Theft		Theft of Motor Vehicle Parts
Robbery		Theft - All Other Larceny
Stolen Property Offense		

- 10% of total property stolen was recovered.
- 33% of property offenses were committed in conjunction with a drug offense.
- 59% of all property offenses occurred between the hours of 6 a.m. and 6 p.m.

Arrestee Demographics for Property Offenses

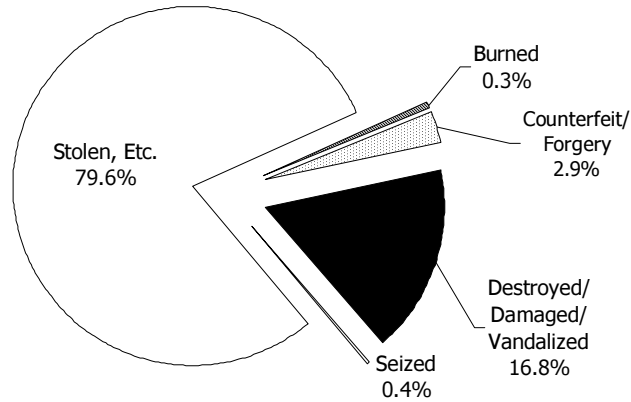
Sex		Race		
Male	69.3%	White	64.1%	Native American 0.1%
Female	30.7%	African American	34.7%	Unknown 0.9%
		Asian	0.2%	

Breakdown of Crimes Against Property – Percentage of Property Total Offenses

Arson	0.4%	Extortion/Blackmail	0.02%
Bribery	0.01%	Motor Vehicle Theft	6.6%
Burglary/Breaking Entering	16.7%	Robbery	2.5%
Counterfeiting/Forgery	3.1%	Stolen Property Offenses	0.3%
Destruction/Damage/Vandalism	19.7%	Fraud Offenses	5.1%
Embezzlement	0.6%	Larceny Offenses	44.9%

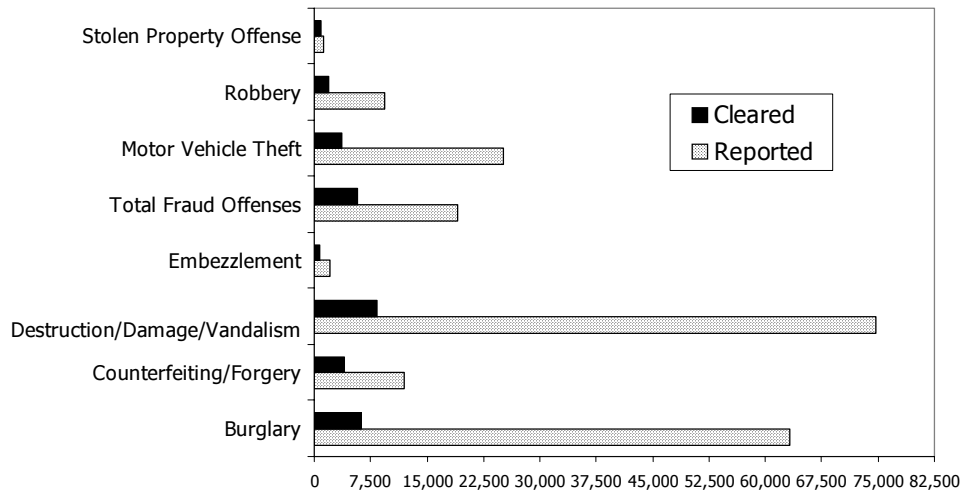


Statewide Property Loss Percentages by Loss Type

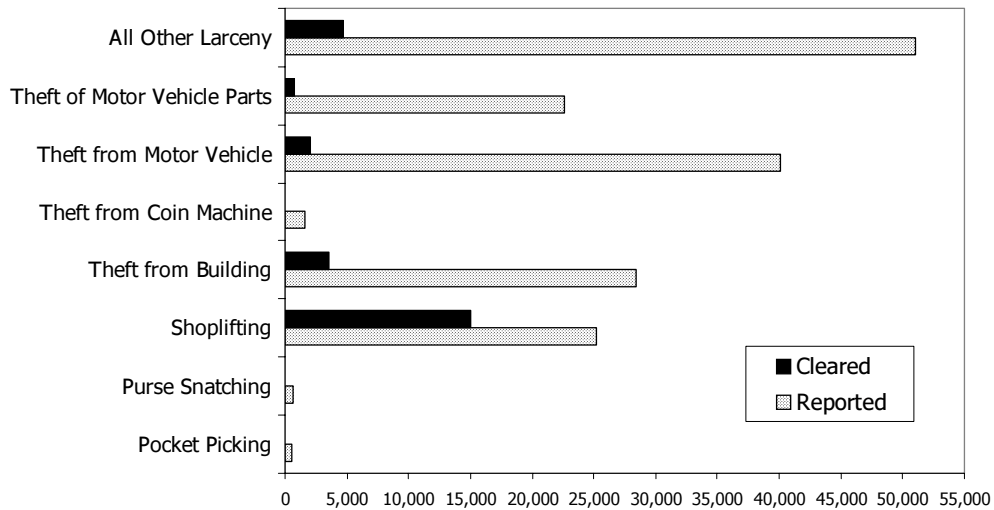


Note: 10% of the property stolen was reported as recovered.

Statewide Property Offenses vs. Clearances



Statewide Theft Offenses vs. Clearances



Crimes Against Society in Tennessee, 2003

Data represents each offense within a reported incident

Offense Total	62,296
% of Total Statewide Offenses	10.4%
Offense Cleared	55,094
% of Cleared	88.4%

The Crimes Against Society category consist of the following offenses:

Drug/Narcotic Violations	Gambling Offenses:
Drug/Narcotic Equipment Violations	Betting/Wagering
Pornography/Obscene Materials	Operating/Promoting
Prostitution	Equipment Violation
Assisting/Promoting Prostitution	Sports Tampering
Weapon Law Violations	

- 52.4% of all Crimes Against Society were reported with a location of Highway/Road/Alley.
- 32.9% of persons arrested for Drug/Narcotic Offenses were between the ages of 18-24.

Arrestee Demographics for Crimes Against Society Offenses

Sex		Race	
Male	77.9%	African American	34.8%
Female	22.1%	Asian	0.1%
		Indian	0.1%
		Unknown	0.8%
		White	64.2%

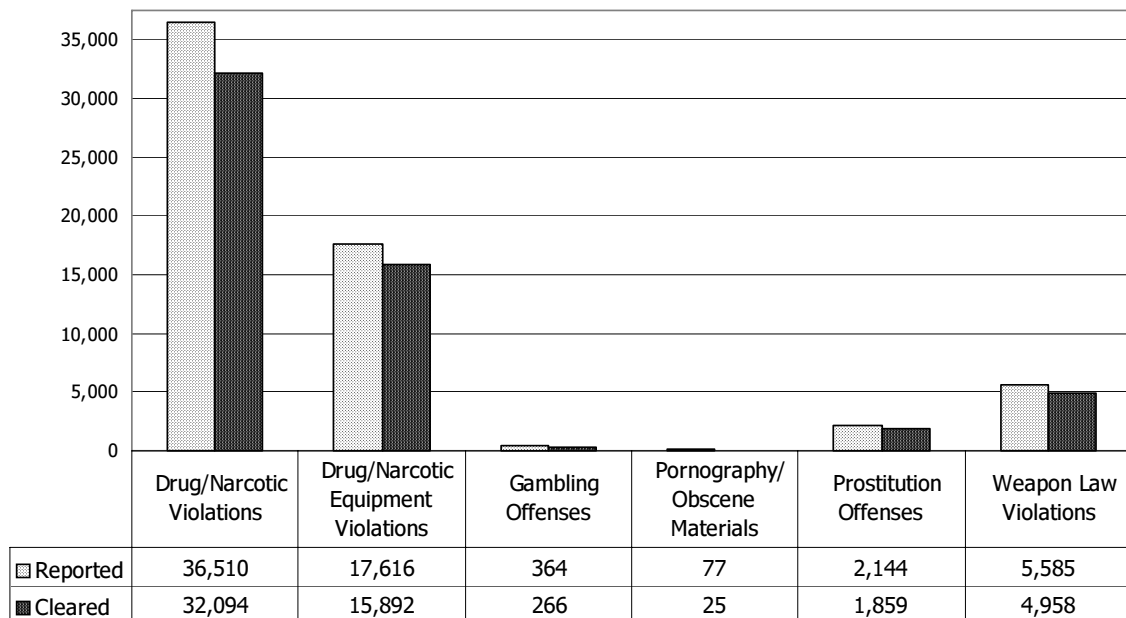
Breakdown by Percentage of Total Crimes Against Society Offenses

Drug/Narcotic Violations	58.6%	Gambling Offenses:	
Drug/Narcotic Equipment Violations	28.3%	Betting/Wagering	0.1%
Pornography/Obscene Materials	0.1%	Operating/Promoting	0.1%
Prostitution	3.2%	Equipment Violations	0.3%
Assisting/Promoting Prostitution	0.2%	Sports Tampering*	0.0%
Weapon Law Violations	9.0%		

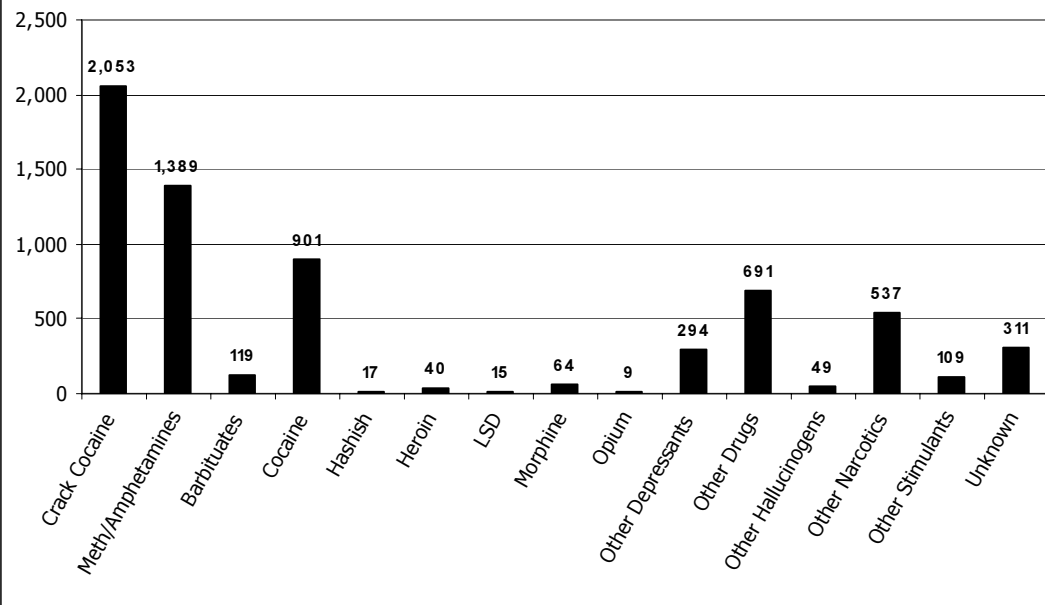
**Gambling is illegal in Tennessee, therefore there can be no Sports Tampering Incidents*



Crimes Against Society



Number of Society Incidents that Occurred In Conjunction with a Drug Incident By Drug Type*



* A total of 117,241 society incidents occurred involving Marijuana which was not included in the chart due to space constraints.



<i>Offenses and Weapon Used</i>						
	Firearm (type not stated)		Handgun		Rifle	
	Non - Automatic	Automatic	Non - Automatic	Automatic	Non - Automatic	Automatic
Murder	48	1	166	8	12	0
Negligent Manslaughter	0	0	3	0	0	0
Kidnapping/Abduction	24	1	172	5	3	0
Forcible Rape	3	1	86	3	1	0
Forcible Sodomy	0	0	12	1	0	1
Sexual Assault with an Object	0	0	4	0	0	0
Forcible Fondling	4	0	7	0	1	0
Robbery	444	12	4,608	134	85	1
Aggravated Assault	1,097	28	4,497	198	376	10
Simple Assault	0	0	0	0	0	0
Extortion/Blackmail	0	0	1	0	0	0
Weapon Law Violation	346	14	3,131	217	271	12
Total	1,966	57	12,687	566	749	24

<i>Offenses and Weapon Used</i>						
	Shotgun		Other Firearm		Knife/Cutting Instrument	Blunt Object
	Non - Automatic	Automatic	Non - Automatic	Automatic		
Murder	18	0	0	0	52	22
Negligent Manslaughter	1	0	0	0	1	1
Kidnapping/Abduction	15	0	1	0	75	15
Forcible Rape	5	0	2	0	90	10
Forcible Sodomy	0	0	0	0	6	1
Sexual Assault with an Object	0	0	0	0	7	3
Forcible Fondling	0	0	0	0	10	4
Robbery	203	2	23	1	718	272
Aggravated Assault	622	7	150	2	5,322	4,450
Simple Assault	0	0	0	0	0	0
Extortion/Blackmail	0	0	0	0	0	1
Weapon Law Violation	294	6	46	3	946	209
Total	1,158	15	222	6	7,227	4,988

*Note: Up to three weapons may be chosen with an offense.
(Chart continued on next page)*



<i>Offenses and Weapon Used</i>					
	Motor Vehicle	Personal Weapon	Poison	Explosives	Fire/Incendiary Device
Murder	4	34	0	0	6
Negligent Manslaughter	3	0	0	0	1
Kidnapping/Abduction	22	468	0	0	2
Forcible Rape	0	1,422	1	1	0
Forcible Sodomy	0	243	0	0	0
Sexual Assault with an Object	0	165	0	0	0
Forcible Fondling	0	1,653	0	0	0
Robbery	47	2,393	0	4	4
Aggravated Assault	2,523	4,728	19	28	74
Simple Assault	0	69,011	0	0	0
Extortion/Blackmail	1	11	0	1	0
Weapon Law Violation	2	76	0	63	5
Total	2,602	80,204	20	97	92

<i>Offenses and Weapon Used</i>					
	Drugs/ Narcotics	Asphyxiation	Other	Unknown	None
Murder	3	3	15	21	0
Negligent Manslaughter	0	0	3	0	0
Kidnapping/Abduction	1	1	63	68	240
Forcible Rape	19	1	115	117	311
Forcible Sodomy	0	0	33	25	72
Sexual Assault with an Object	1	0	15	9	35
Forcible Fondling	1	0	71	62	290
Robbery	0	1	403	500	343
Aggravated Assault	38	26	2,692	465	134
Simple Assault	0	0	5,015	1,097	4,133
Extortion/Blackmail	0	0	9	3	33
Weapon Law Violation	54	0	200	14	76
Total	117	32	8,634	2,381	5,667

Note: Up to three weapons may be chosen with an offense.



Offenses by Time of Day

	Total	12 AM - 2:59 AM	3 AM - 5:59 AM	6 AM - 8:59 AM	9 AM - 11:59 AM	12 PM - 2:59 PM	3 PM - 5:59 PM	6 PM - 8:59 PM	9 PM - 11:59 PM
Crimes Against Persons									
Murder	375	66	23	29	34	35	49	69	70
Negligent Manslaughter	13	2	0	2	1	3	2	2	1
Kidnapping/Abduction	1,069	143	73	65	109	154	166	185	174
Forcible Rape	2,066	439	224	136	195	235	224	260	353
Forcible Sodomy	371	84	22	32	40	51	53	47	42
Sexual Assault w/Object	231	40	13	20	14	38	31	34	41
Forcible Fondling	2,063	316	88	209	266	352	347	262	223
Incest	71	22	3	8	11	3	10	6	8
Statutory Rape	639	145	29	57	71	102	78	80	77
Aggravated Assault	23,833	3,362	1,469	1,247	1,900	2,773	3,906	4,536	4,640
Simple Assault	78,079	9,765	3,991	4,451	7,416	9,852	12,996	15,221	14,387
Intimidation	27,338	2,474	755	1,941	3,284	4,258	5,234	5,261	4,131
Stalking	1,900	203	55	194	239	266	332	336	275
Crimes Against Property									
Arson	1,567	317	202	137	114	144	157	204	292
Bribery	24	3	2	1	2	2	1	7	6
Burglary	63,244	7,008	3,441	9,860	8,236	8,605	10,250	9,002	6,842
Counterfeiting/Forgery	11,875	1,998	134	1,471	2,040	2,638	1,943	1,114	537
Destruction/Damage/Vandalism	74,741	13,050	4,078	6,504	7,002	8,317	10,478	12,298	13,014
Embezzlement	2,152	329	50	313	305	378	368	239	170
Extortion/Blackmail	60	1	2	9	8	16	12	9	3
Fraud - False Pretenses	12,045	1,955	181	1,453	1,958	2,663	2,072	1,175	588
Fraud - Credit Card/ATM	3,411	838	55	357	497	641	508	315	200
Fraud - Impersonation	3,445	747	127	224	443	555	555	431	363
Fraud - Welfare	31	2	1	0	2	9	8	4	5
Fraud - Wire	212	43	0	34	36	30	37	21	11
Motor Vehicle Theft	25,933	3,758	1,642	2,719	2,658	2,947	3,455	3,970	4,784
Robbery	9,426	1,421	873	447	760	922	1,059	1,721	2,223
Stolen Property Offense	1,187	161	69	99	166	172	186	189	145
Theft - Pocket Picking	588	68	25	27	74	112	112	89	81
Theft - Purse Snatching	665	47	19	49	89	116	131	112	102
Theft - Shoplifting	25,195	1,739	779	756	2,566	5,008	6,643	5,192	2,512
Theft from Building	28,385	3,321	626	3,007	4,396	5,684	5,251	3,681	2,419
Theft from Coin Machine	1,638	314	88	220	204	167	189	219	237
Theft from Motor Vehicle	40,045	6,598	1,790	3,482	4,157	4,971	5,453	6,571	7,023
Theft of Motor Vehicle Parts	22,661	4,996	911	2,134	2,075	2,541	2,946	3,339	3,719
Theft - All Other Larceny	51,061	5,478	1,273	5,237	6,873	9,212	9,770	8,140	5,078
Crimes Against Society									
Drug/Narcotic Violations	36,510	5,558	2,009	1,410	3,054	3,970	5,541	7,232	7,736
Drug/Narcotic Equipment Violations	17,616	3,006	1,203	787	1,461	1,617	2,492	3,266	3,784
Gambling-Betting/Wagering	78	7	2	2	7	14	21	16	9
Gambling-Operating/Promoting	78	4	2	9	9	19	16	12	7
Gambling-Equipment Violation	208	22	6	12	18	23	40	53	34
Gambling-Sports Tampering	0	0	0	0	0	0	0	0	0
Pornography/Obscene Materials	77	14	0	4	14	10	19	12	4
Prostitution	1,990	155	53	28	153	303	385	548	365
Prostitution-Assisting/Promoting	154	18	3	2	10	6	14	58	43
Weapon Law Violations	5,585	896	414	295	510	633	735	974	1,128
Total Group A Offenses	579,935	80,933	26,805	49,480	63,477	80,567	94,275	96,512	87,886

Note: Crimes Against Persons is the count of Incidents, not Victims. Motor Vehicle Thefts is the number of incidents with vehicles stolen and not the actual count of vehicles.



<i>Offender Suspected of Using</i>					
	Total Offenses	Alcohol	Drugs	Computer Equipment	Not Applicable
Crimes Against Persons					
Murder	375	22	19	0	341
Negligent Manslaughter	13	1	1	0	12
Kidnapping/Abduction	1,069	83	65	0	951
Forcible Rape	2,066	239	142	4	1,759
Forcible Sodomy	371	18	9	0	349
Sexual Assault w/Object	231	15	7	0	211
Forcible Fondling	2,063	142	35	2	1,903
Incest	71	1	1	0	69
Statutory Rape	639	29	32	0	591
Aggravated Assault	23,833	3,476	1,182	10	19,739
Simple Assault	78,079	10,365	2,290	22	66,469
Intimidation	27,338	1,621	649	56	25,260
Stalking	1,900	72	35	7	1,804
Crimes Against Property					
Arson	1,567	38	17	1	1,516
Bribery	24	4	1	0	19
Burglary	63,244	517	606	42	62,253
Counterfeiting/Forgery	11,875	85	382	119	11,332
Destruction/Damage/Vandalism	74,741	1,796	574	22	72,625
Embezzlement	2,152	8	40	15	2,089
Extortion/Blackmail	60	1	4	2	54
Fraud - False Pretenses	12,045	144	300	110	11,519
Fraud - Credit Card/ATM	3,411	11	31	107	3,271
Fraud - Impersonation	3,445	232	149	34	3,059
Fraud - Welfare	31	0	1	0	30
Fraud - Wire	212	0	9	36	168
Motor Vehicle Theft	25,933	346	447	5	25,249
Robbery	9,426	201	225	6	9,058
Stolen Property Offense	1,187	61	57	5	1,081
Theft - Pocket Picking	588	17	11	0	565
Theft - Purse Snatching	665	9	11	0	649
Theft - Shoplifting	25,195	985	445	10	23,871
Theft from Building	28,385	260	583	39	27,615
Theft from Coin Machine	1,638	2	5	1	1,631
Theft from Motor Vehicle	40,045	130	175	3	39,774
Theft of Motor Vehicle Parts	22,661	43	29	7	22,588
Theft - All Other Larceny	51,061	375	570	32	50,208
Crimes Against Society					
Drug/Narcotic Violations	36,510	3,764	22,133	15	13,692
Drug/Narcotic Equipment Violations	17,616	1,932	9,990	14	7,205
Gambling-Betting/Wagering	78	4	10	0	65
Gambling-Operating/Promoting	78	5	3	1	71
Gambling-Equipment Violation	208	23	41	1	156
Gambling-Sports Tampering	0	0	0	0	0
Pornography/Obscene Materials	77	3	0	23	51
Prostitution	1,990	52	169	1	1,785
Prostitution-Assisting/Promoting	154	6	10	0	142
Weapon Law Violations	5,585	819	915	5	4,049
Total Group A Offenses	579,935	27,957	42,410	757	516,898

Note: More than one category may be chosen for each offense so numbers will not equal the total. Crimes Against Persons is the count of Incidents, not Victims.



Offense Location

	Grand Total	Transport. Terminal	Financial Institution	Bar	Religious Facility	Office Building	Construction Site
Crimes Against Persons							
Murder	375	0	1	5	1	3	0
Negligent Manslaughter	13	0	0	0	0	0	0
Kidnapping/Abduction	1,069	3	6	4	2	11	0
Forcible Rape	2,066	6	3	21	5	13	1
Forcible Sodomy	371	0	0	1	1	3	0
Sexual Assault w/Object	231	0	2	2	2	3	0
Forcible Fondling	2,063	11	4	13	6	29	3
Incest	71	0	0	0	1	0	0
Statutory Rape	639	0	1	0	1	5	0
Aggravated Assault	23,833	32	32	532	27	181	29
Simple Assault	78,079	185	92	1,328	115	799	48
Intimidation	27,338	35	73	110	57	804	28
Stalking	1,900	3	8	6	6	59	0
Crimes Against Property							
Arson	1,567	3	5	16	9	44	14
Bribery	24	0	0	0	0	1	0
Burglary	63,244	16	92	249	831	3,018	610
Counterfeiting/Forgery	11,875	11	1,808	65	18	257	12
Destruction/Damage/Vandalism	74,741	62	171	461	600	2,149	449
Embezzlement	2,152	10	54	13	7	281	23
Extortion/Blackmail	60	0	1	0	0	4	1
Fraud - False Pretenses	12,045	30	1,070	61	11	412	12
Fraud - Credit Card/ATM	3,411	12	301	21	4	93	1
Fraud - Impersonation	3,445	18	142	39	4	87	4
Fraud - Welfare	31	0	0	0	0	0	0
Fraud - Wire	212	0	24	1	0	9	0
Motor Vehicle Theft	25,933	11	45	173	83	594	58
Robbery	9,426	16	227	77	17	110	10
Stolen Property Offense	1,187	12	20	2	4	24	1
Theft - Pocket Picking	588	10	3	53	3	10	0
Theft - Purse Snatching	665	6	2	8	4	13	0
Theft - Shoplifting	25,195	9	134	13	15	219	25
Theft from Building	28,385	101	148	494	314	1,939	228
Theft from Coin Machine	1,638	3	4	4	1	210	8
Theft from Motor Vehicle	40,045	29	81	227	198	472	98
Theft of Motor Vehicle Parts	22,661	10	76	54	63	361	31
Theft - All Other Larceny	51,061	80	322	319	331	1,261	1,159
Crimes Against Society							
Drug/Narcotic Violations	36,510	166	52	269	36	156	7
Drug/Narcotic Equipment Violations	17,616	96	27	62	17	67	8
Gambling-Betting/Wagering	78	0	0	8	0	0	0
Gambling-Operating/Promoting	78	0	0	28	0	6	0
Gambling-Equipment Violation	208	0	0	24	0	2	0
Gambling-Sports Tampering	0	0	0	0	0	0	0
Pornography/Obscene Materials	77	0	0	0	0	0	0
Prostitution	1,990	1	0	14	1	1	0
Prostitution-Assisting/Promoting	154	0	0	0	0	0	0
Weapon Law Violations	5,585	39	9	71	9	32	3
Total Group A Offenses	579,935	1,026	5,040	4,848	2,804	13,742	2,871

Note: Crimes Against Persons is the count of Incidents, not Victims. Motor Vehicle Thefts is the number of incidents with vehicles stolen and not the actual count of vehicles.

(Chart continued on next page)



Offense Location						
	Convenience Store	Department Store	Medical Facility	Field/ Woods	Government Building	Grocery/ Supermarket
Crimes Against Persons						
Murder	2	1	1	14	0	1
Negligent Manslaughter	0	0	0	0	0	0
Kidnapping/Abduction	18	8	6	3	4	7
Forcible Rape	4	2	15	66	10	2
Forcible Sodomy	1	0	5	9	2	0
Sexual Assault w/Object	1	2	5	5	1	3
Forcible Fondling	15	23	25	20	22	9
Incest	0	0	0	0	0	0
Statutory Rape	1	0	0	16	4	0
Aggravated Assault	308	120	65	165	71	112
Simple Assault	763	565	445	263	470	357
Intimidation	318	300	239	39	273	143
Stalking	24	33	24	3	8	22
Crimes Against Property						
Arson	11	9	6	74	12	8
Bribery	2	0	0	1	0	0
Burglary	886	455	401	58	349	315
Counterfeiting/Forgery	1,651	1,495	893	3	90	1,689
Destruction/Damage/Vandalism	797	481	304	637	572	392
Embezzlement	141	378	60	0	20	75
Extortion/Blackmail	0	2	0	0	3	1
Fraud - False Pretenses	1,047	1,015	910	3	99	994
Fraud - Credit Card/ATM	336	462	29	0	15	110
Fraud - Impersonation	64	174	166	7	37	62
Fraud - Welfare	1	0	11	0	2	5
Fraud - Wire	2	1	24	0	1	6
Motor Vehicle Theft	277	197	112	111	87	139
Robbery	826	174	79	45	18	200
Stolen Property Offense	17	27	7	16	11	12
Theft - Pocket Picking	21	59	10	0	10	54
Theft - Purse Snatching	25	60	11	1	8	60
Theft - Shoplifting	4,179	11,797	718	2	30	4,039
Theft from Building	490	1,241	908	27	531	674
Theft from Coin Machine	135	70	11	6	39	112
Theft from Motor Vehicle	459	353	175	132	129	252
Theft of Motor Vehicle Parts	88	108	53	43	27	54
Theft - All Other Larceny	7,294	797	366	659	303	525
Crimes Against Society						
Drug/Narcotic Violations	413	293	162	240	265	149
Drug/Narcotic Equipment Violations	193	189	61	104	100	95
Gambling-Betting/Wagering	3	1	0	2	3	1
Gambling-Operating/Promoting	9	0	0	0	0	1
Gambling-Equipment Violation	8	0	0	3	5	2
Gambling-Sports Tampering	0	0	0	0	0	0
Pornography/Obscene Materials	0	1	1	1	2	1
Prostitution	9	0	0	1	2	6
Prostitution-Assisting/Promoting	4	0	0	1	0	1
Weapon Law Violations	81	32	20	27	46	31
Total Group A Offenses	20,924	20,925	6,328	2,807	3,681	10,721

Note: Crimes Against Persons is the count of Incidents, not Victims. Motor Vehicle Thefts is the number of incidents with vehicles stolen and not the actual count of vehicles.

(Chart continued on next page)



<i>Offense Location</i>						
	Highway / Road/Alley	Hotel	Jail/ Prison	Waterway	Liquor Store	Parking Lot Garage
Crimes Against Persons						
Murder	61	3	2	4	0	34
Negligent Manslaughter	4	0	0	0	0	1
Kidnapping/Abduction	170	31	1	2	0	92
Forcible Rape	151	90	2	8	1	66
Forcible Sodomy	7	9	13	1	0	11
Sexual Assault w/Object	8	10	2	0	0	6
Forcible Fondling	91	24	7	6	0	48
Incest	0	1	0	0	0	0
Statutory Rape	12	28	0	2	0	10
Aggravated Assault	4,446	284	79	30	18	1,901
Simple Assault	6,618	924	731	39	30	4,133
Intimidation	1,626	201	42	12	10	835
Stalking	274	11	0	0	0	84
Crimes Against Property						
Arson	143	9	2	5	0	91
Bribery	6	0	0	0	0	0
Burglary	67	520	3	32	77	551
Counterfeiting/Forgery	177	61	8	2	201	80
Destruction/Damage/Vandalism	6,153	728	109	102	47	14,917
Embezzlement	5	59	0	0	7	25
Extortion/Blackmail	2	0	0	0	0	2
Fraud - False Pretenses	274	121	7	1	106	296
Fraud - Credit Card/ATM	5	67	3	0	19	27
Fraud - Impersonation	868	35	42	2	1	136
Fraud - Welfare	1	0	0	0	0	0
Fraud - Wire	0	3	0	0	0	0
Motor Vehicle Theft	2,193	498	2	16	14	7,157
Robbery	2,089	265	3	3	41	1,619
Stolen Property Offense	526	16	0	2	0	115
Theft - Pocket Picking	43	20	1	2	1	48
Theft - Purse Snatching	101	7	0	0	2	183
Theft - Shoplifting	87	7	0	0	124	65
Theft from Building	31	898	12	6	21	173
Theft from Coin Machine	16	122	0	0	0	174
Theft from Motor Vehicle	2,820	539	16	89	16	16,939
Theft of Motor Vehicle Parts	1,342	90	2	46	8	9,137
Theft - All Other Larceny	1,173	473	20	238	30	2,519
Crimes Against Society						
Drug/Narcotic Violations	18,805	762	547	81	12	3,199
Drug/Narcotic Equipment Violations	9,699	476	91	16	20	1,552
Gambling-Betting/Wagering	19	1	0	0	0	3
Gambling-Operating/Promoting	8	0	1	0	0	0
Gambling-Equipment Violation	79	1	0	0	1	13
Gambling-Sports Tampering	0	0	0	0	0	0
Pornography/Obscene Materials	4	1	0	0	0	1
Prostitution	1,663	86	0	0	4	110
Prostitution-Assisting/Promoting	63	15	0	0	5	46
Weapon Law Violations	2,680	73	21	4	3	530
Total Group A Offenses	64,610	7,569	1,769	751	819	66,929

Note: Crimes Against Persons is the count of Incidents, not Victims. Motor Vehicle Thefts is the number of incidents with vehicles stolen and not the actual count of vehicles.

(Chart continued on next page)

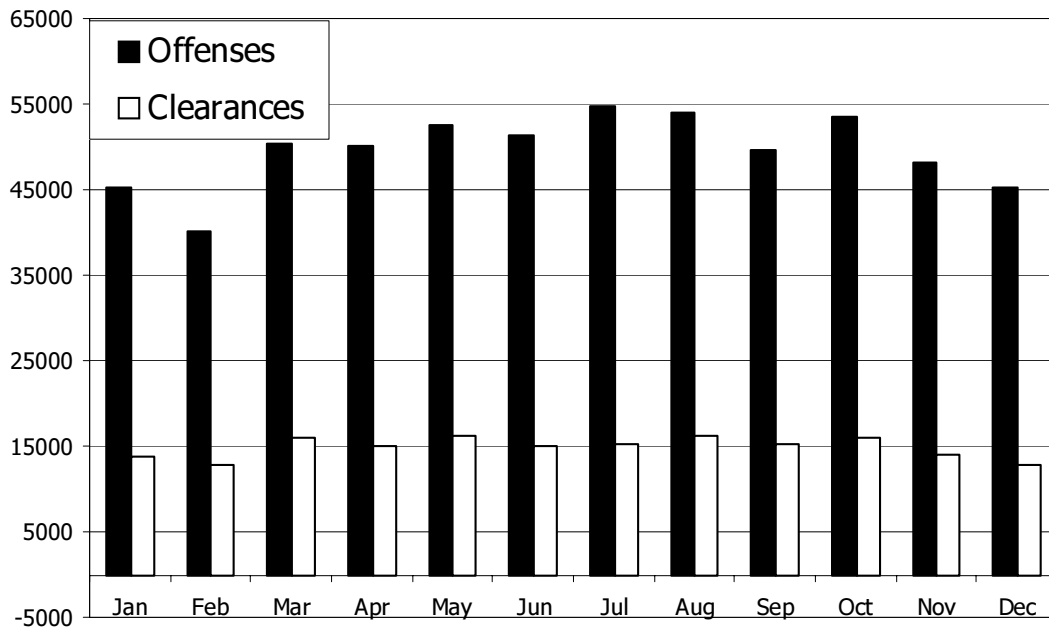


<i>Offense Location</i>							
	Rental Storage Facility	Residence	Restaurant	School or College	Service Station	Specialty Store	Other
Crimes Against Persons							
Murder	0	217	2	0	3	0	20
Negligent Manslaughter	0	7	0	1	0	0	0
Kidnapping/Abduction	0	594	10	25	8	3	61
Forcible Rape	3	1,425	5	37	2	2	126
Forcible Sodomy	2	281	0	7	1	0	17
Sexual Assault w/Object	0	163	0	10	0	1	5
Forcible Fondling	1	1,276	26	246	9	11	138
Incest	0	65	0	0	0	0	4
Statutory Rape	0	487	3	4	1	0	64
Aggravated Assault	31	13,966	172	330	127	79	696
Simple Assault	102	52,993	867	3,045	302	333	2,532
Intimidation	35	19,231	533	901	143	263	1,087
Stalking	1	1,121	41	32	15	22	103
Crimes Against Property							
Arson	6	899	13	68	9	14	97
Bribery	0	11	0	1	0	0	2
Burglary	1,025	46,168	746	1,126	331	1,681	3,637
Counterfeiting/Forgery	9	913	585	112	258	586	891
Destruction/Damage/Vandalism	250	37,089	750	2,407	368	1,054	3,692
Embezzlement	8	59	434	20	40	251	182
Extortion/Blackmail	0	33	0	3	1	0	7
Fraud - False Pretenses	29	2,465	693	60	266	807	1,256
Fraud - Credit Card/ATM	2	603	132	42	118	174	835
Fraud - Impersonation	2	734	25	54	15	103	624
Fraud - Welfare	1	4	0	0	2	0	4
Fraud - Wire	0	93	0	3	1	5	39
Motor Vehicle Theft	100	11,633	184	299	288	342	1,320
Robbery	12	2,169	490	75	255	235	371
Stolen Property Offense	2	228	8	10	12	17	98
Theft - Pocket Picking	0	86	33	25	7	12	77
Theft - Purse Snatching	1	81	29	12	17	7	27
Theft - Shoplifting	12	81	45	41	889	2,135	529
Theft from Building	146	12,620	1,185	3,545	201	830	1,622
Theft from Coin Machine	1	31	20	90	64	114	403
Theft from Motor Vehicle	86	13,024	452	710	420	241	2,088
Theft of Motor Vehicle Parts	52	8,558	88	535	195	241	1,399
Theft - All Other Larceny	185	23,371	864	859	3,206	889	3,818
Crimes Against Society							
Drug/Narcotic Violations	39	8,101	158	1,451	158	78	911
Drug/Narcotic Equipment Violations	13	3,799	54	346	85	40	406
Gambling-Betting/Wagering	0	21	0	8	2	0	6
Gambling-Operating/Promoting	0	20	2	0	0	1	2
Gambling-Equipment Violation	0	46	5	10	1	3	5
Gambling-Sports Tampering	0	0	0	0	0	0	0
Pornography/Obscene Materials	0	53	0	2	0	2	8
Prostitution	0	24	1	2	13	1	51
Prostitution-Assisting/Promoting	0	12	1	0	2	0	4
Weapon Law Violations	6	1,200	29	441	29	36	133
Total Group A Offenses	2,162	266,055	8,685	16,995	7,864	10,613	29,397

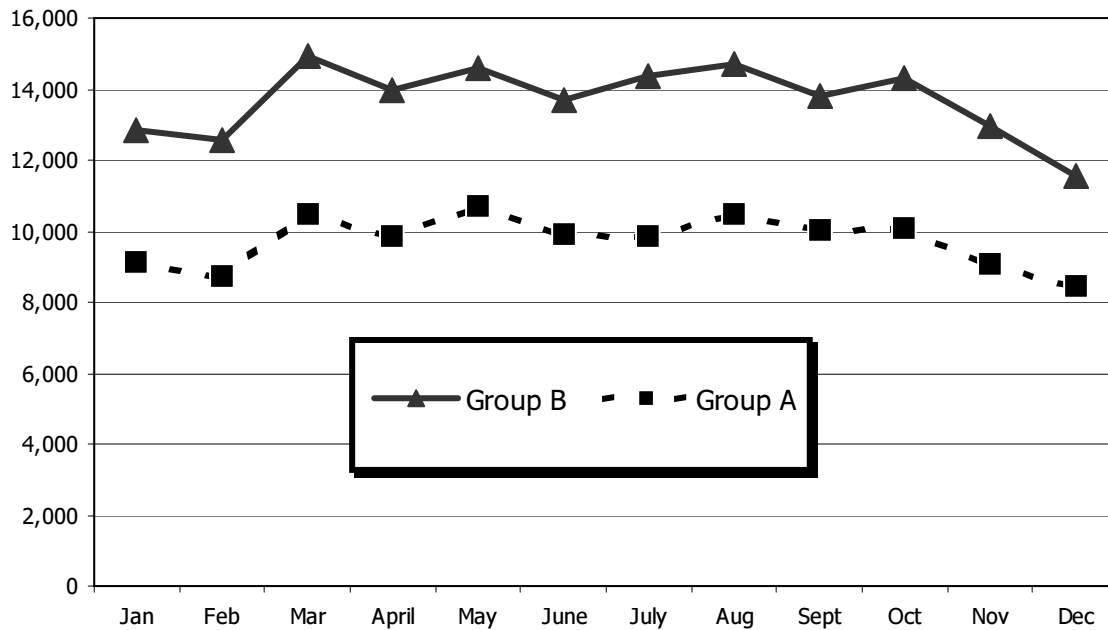
Note: Crimes Against Persons is the count of Incidents, not Victims. Motor Vehicle Thefts is the number of incidents with vehicles stolen and not the actual count of vehicles.



Group A Offenses Vs. Clearances



Arrests by Month





STATEWIDE REPORTS

2003

ARRESTEES

Arrestee Sex and Race

	Total	Sex		Race				
		Male	Female	African American	Asian	Native American	Unknown	White
Crimes Against Persons								
Murder	316	276	40	177	0	0	2	137
Negligent Manslaughter	13	8	5	4	0	0	0	9
Kidnapping/Abduction	322	273	49	122	1	1	6	192
Forcible Rape	357	352	5	131	1	1	4	220
Forcible Sodomy	54	52	2	19	0	1	1	33
Sexual Assault w/Object	54	47	7	17	0	0	2	35
Forcible Fondling	373	370	3	102	3	0	5	263
Incest	20	19	1	3	0	0	0	17
Statutory Rape	211	196	15	38	0	1	3	169
Aggravated Assault	11,144	8,567	2,577	4,141	9	13	65	6,916
Simple Assault	27,656	21,196	6,460	9,277	73	32	231	18,043
Intimidation	2,697	2,040	657	715	4	8	16	1,954
Stalking	286	236	50	29	1	0	1	255
Crimes Against Property								
Arson	280	238	42	65	1	1	1	212
Bribery	12	11	1	6	0	0	0	6
Burglary	5,638	5,036	602	2,031	7	6	31	3,563
Counterfeiting/Forgery	2,963	1,611	1,352	877	5	3	31	2,047
Destruction/Damage/Vandalism	3,996	3,281	715	1,029	10	7	40	2,910
Embezzlement	449	193	256	120	3	0	3	323
Extortion/Blackmail	20	17	3	11	0	0	0	9
Fraud - False Pretenses	1,418	887	531	305	3	0	21	1,089
Fraud - Credit Card/ATM	278	155	123	54	0	1	1	222
Fraud - Impersonation	1,588	1,133	455	636	1	1	23	927
Fraud - Welfare	4	0	4	0	0	0	0	4
Fraud - Wire	14	10	4	3	0	0	0	11
Motor Vehicle Theft	2,784	2,331	453	1,215	1	5	29	1,534
Robbery	1,702	1,537	165	1,136	0	3	3	560
Stolen Property Offense	846	681	165	343	0	2	13	488
Theft - Pocket Picking	92	72	20	63	0	0	1	28
Theft - Purse Snatching	69	45	24	30	0	0	0	39
Theft - Shoplifting	14,860	7,798	7,062	5,359	62	15	144	9,280
Theft from Building	2,322	1,545	777	454	5	2	27	1,834
Theft from Coin Machine	144	131	13	27	1	1	1	114
Theft from Motor Vehicle	1,593	1,410	183	372	4	4	9	1,204
Theft of Motor Vehicle Parts	555	509	46	178	1	1	4	371
Theft - All Other Larceny	4,805	3,340	1,465	1,585	10	5	25	3,180
Crimes Against Society								
Drug/Narcotic Violations	33,688	27,171	6,517	11,096	48	39	212	22,293
Drug/Narcotic Equipment Violations	6,104	4,342	1,762	1,891	9	5	49	4,150
Gambling-Betting/Wagering	150	141	9	134	0	0	0	16
Gambling-Operating/Promoting	44	35	9	18	1	0	0	25
Gambling-Equipment Violation	82	59	23	50	1	0	0	31
Gambling-Sports Tampering	0	0	0	0	0	0	0	0
Pornography/Obscene Materials	18	17	1	1	0	0	0	17
Prostitution	1,724	456	1,268	988	3	1	31	701
Prostitution-Assisting/Promoting	44	38	6	14	0	0	1	29
Weapon Law Violations	2,971	2,679	292	1,396	7	2	28	1,538
Total Group A Arrests	134,760	100,541	34,219	46,262	275	161	1,064	86,998



Arrestee Age

	Total	Under 18	18-24	25-34	35-44	45-54	55-64	65 & Over	Unknown
Crimes Against Persons									
Murder	316	28	116	86	48	21	11	6	0
Negligent Manslaughter	13	1	5	2	3	2	0	0	0
Kidnapping/Abduction	322	8	92	108	85	22	4	2	1
Forcible Rape	357	77	76	68	93	27	13	3	0
Forcible Sodomy	54	28	5	7	4	5	5	0	0
Sexual Assault w/Object	54	15	10	16	10	2	1	0	0
Forcible Fondling	373	115	60	63	69	25	26	13	2
Incest	20	7	1	3	7	1	0	1	0
Statutory Rape	211	1	137	53	13	6	1	0	0
Aggravated Assault	11,144	921	2,654	2,976	2,760	1,322	334	155	22
Simple Assault	27,656	3,905	6,368	7,625	6,328	2,593	633	165	39
Intimidation	2,697	543	554	661	579	251	81	24	4
Stalking	286	3	54	85	76	35	23	10	0
Crimes Against Property									
Arson	280	94	53	60	42	25	5	0	1
Bribery	12	0	4	3	3	2	0	0	0
Burglary	5,638	1,100	2,003	1,259	924	290	39	10	13
Counterfeiting/Forgery	2,963	64	837	1,108	666	246	25	5	12
Destruction/Damage/Vandalism	3,996	1,418	1,098	688	544	195	32	10	11
Embezzlement	449	29	183	117	84	24	10	1	1
Extortion/Blackmail	20	3	5	4	3	5	0	0	0
Fraud - False Pretenses	1,418	48	370	461	352	138	34	9	6
Fraud - Credit Card/ATM	278	15	114	92	44	10	2	0	1
Fraud - Impersonation	1,588	102	512	461	362	132	14	1	4
Fraud - Welfare	4	0	0	1	2	0	0	0	1
Fraud - Wire	14	1	3	5	5	0	0	0	0
Motor Vehicle Theft	2,784	568	921	692	453	118	22	3	7
Robbery	1,702	273	699	416	238	63	12	0	1
Stolen Property Offense	846	123	253	203	183	70	10	4	0
Theft - Pocket Picking	92	12	19	26	24	10	1	0	0
Theft - Purse Snatching	69	10	21	18	13	7	0	0	0
Theft - Shoplifting	14,860	3,014	3,846	3,189	3,006	1,409	304	65	27
Theft from Building	2,322	375	682	631	443	143	29	9	10
Theft from Coin Machine	144	25	46	40	22	11	0	0	0
Theft from Motor Vehicle	1,593	318	639	347	221	56	7	0	5
Theft of Motor Vehicle Parts	555	92	264	113	62	18	3	3	0
Theft - All Other Larceny	4,805	667	1,389	1,215	996	396	94	34	14
Crimes Against Society									
Drug/Narcotic Violations	33,688	2,816	12,713	9,108	6,279	2,302	352	61	57
Drug/Narcotic Equipment Violations	7,753	242	1,274	1,649	2,034	788	99	8	10
Gambling-Betting/Wagering	150	33	44	32	21	10	6	4	0
Gambling-Operating/Promoting	44	0	2	1	8	14	14	5	0
Gambling-Equipment Violation	82	2	9	10	13	24	15	4	5
Gambling-Sports Tampering	0	0	0	0	0	0	0	0	0
Pornography/Obscene Materials	18	1	6	5	3	2	0	1	0
Prostitution	1,724	8	297	554	609	232	19	5	0
Prostitution-Assisting/Promoting	44	0	3	13	12	8	5	3	0
Weapon Law Violations	2,971	564	938	648	478	233	80	29	1
Total Group A Arrests	134,760	17,669	39,379	34,922	28,224	11,293	2,365	653	255



Arrestee Sex and Race — Juvenile

	Total	Sex		Race				
		Male	Female	African American	Asian	Native American	Unknown	White
Crimes Against Persons								
Murder	28	27	1	19	0	0	0	9
Negligent Manslaughter	1	1	0	0	0	0	0	1
Kidnapping/Abduction	8	6	2	4	0	0	1	3
Forcible Rape	77	73	4	42	1	0	0	34
Forcible Sodomy	28	28	0	16	0	0	1	11
Sexual Assault w/Object	15	14	1	11	0	0	0	4
Forcible Fondling	115	115	0	44	1	0	0	70
Incest	7	6	1	3	0	0	0	4
Statutory Rape	1	1	0	0	0	0	0	1
Aggravated Assault	921	657	264	482	2	0	7	430
Simple Assault	3,905	2,539	1,366	2,182	6	0	24	1,693
Intimidation	543	357	186	255	3	0	3	282
Stalking	3	3	0	1	0	0	0	2
Crimes Against Property								
Arson	94	86	8	17	0	0	0	77
Bribery	0	0	0	0	0	0	0	0
Burglary	1,100	1,034	66	466	3	0	5	626
Counterfeiting/Forgery	64	48	16	27	0	0	0	37
Destruction/Damage/Vandalism	1,418	1,261	157	384	4	2	10	1,018
Embezzlement	29	17	12	9	0	0	1	19
Extortion/Blackmail	3	2	1	2	0	0	0	1
Fraud - False Pretenses	48	37	11	18	0	0	1	29
Fraud - Credit Card/ATM	15	9	6	3	0	0	0	12
Fraud - Impersonation	102	67	35	40	0	0	1	61
Fraud - Welfare	0	0	0	0	0	0	0	0
Fraud - Wire	1	1	0	1	0	0	0	0
Motor Vehicle Theft	568	483	85	306	0	2	6	254
Robbery	273	261	12	229	0	0	1	43
Stolen Property Offense	123	102	21	75	0	0	2	46
Theft - Pocket Picking	12	11	1	11	0	0	0	1
Theft - Purse Snatching	10	8	2	9	0	0	0	1
Theft - Shoplifting	3,014	1,557	1,457	1,122	22	4	34	1,832
Theft from Building	375	274	101	124	3	0	2	246
Theft from Coin Machine	25	23	2	2	0	0	0	23
Theft from Motor Vehicle	318	299	19	58	4	0	1	255
Theft of Motor Vehicle Parts	92	89	3	33	0	0	2	57
Theft - All Other Larceny	667	510	157	318	5	0	1	343
Crimes Against Society								
Drug/Narcotic Violations	2,816	2,361	455	980	7	5	16	1,808
Drug/Narcotic Equipment Violations	242	199	43	11	0	1	3	227
Gambling-Betting/Wagering	33	33	0	33	0	0	0	0
Gambling-Operating/Promoting	0	0	0	0	0	0	0	0
Gambling-Equipment Violation	2	2	0	2	0	0	0	0
Gambling-Sports Tampering	0	0	0	0	0	0	0	0
Pornography/Obscene Materials	1	1	0	0	0	0	0	1
Prostitution	8	0	8	6	0	0	0	2
Prostitution-Assisting/Promoting	0	0	0	0	0	0	0	0
Weapon Law Violations	564	467	97	338	2	0	7	217
Total Group A Arrests	17,669	13,069	4,600	7,683	63	14	129	9,780



Arrestee Race — Male

	Total	Race				
		African American	Asian	Native American	Unknown	White
Crimes Against Persons						
Murder	276	162	0	0	2	112
Negligent Manslaughter	8	1	0	0	0	7
Kidnapping/Abduction	273	115	1	1	6	150
Forcible Rape	352	129	1	1	4	217
Forcible Sodomy	52	18	0	1	1	32
Sexual Assault w/Object	47	16	0	0	1	30
Forcible Fondling	370	102	3	0	5	260
Incest	19	3	0	0	0	16
Statutory Rape	196	38	0	1	3	154
Aggravated Assault	8,567	2,975	7	11	58	5,516
Simple Assault	21,196	7,155	48	25	196	13,772
Intimidation	2,040	500	4	6	16	1,514
Stalking	236	23	1	0	1	211
Crimes Against Property						
Arson	238	53	1	1	1	182
Bribery	11	5	0	0	0	6
Burglary	5,036	1,917	7	5	28	3,079
Counterfeiting/Forgery	1,611	624	5	3	17	962
Destruction/Damage/Vandalism	3,281	792	6	7	31	2,445
Embezzlement	193	43	2	0	1	147
Extortion/Blackmail	17	9	0	0	0	8
Fraud - False Pretenses	887	221	3	0	19	644
Fraud - Credit Card/ATM	155	30	0	1	1	123
Fraud - Impersonation	1,133	473	1	1	21	637
Fraud - Welfare	0	0	0	0	0	0
Fraud - Wire	10	3	0	0	0	7
Motor Vehicle Theft	2,331	1,080	1	3	23	1,224
Robbery	1,537	1,056	0	3	3	475
Stolen Property Offense	681	289	0	2	10	380
Theft - Pocket Picking	72	57	0	0	1	14
Theft - Purse Snatching	45	22	0	0	0	23
Theft - Shoplifting	7,798	3,037	28	7	79	4,647
Theft from Building	1,545	323	5	2	22	1,193
Theft from Coin Machine	131	27	1	1	1	101
Theft from Motor Vehicle	1,410	355	4	4	8	1,039
Theft of Motor Vehicle Parts	509	160	1	1	4	343
Theft - All Other Larceny	3,340	1,068	6	5	17	2,244
Crimes Against Society						
Drug/Narcotic Violations	27,171	9,817	42	27	181	17,104
Drug/Narcotic Equipment Violations	4,342	1,422	7	2	44	2,867
Gambling-Betting/Wagering	141	129	0	0	0	12
Gambling-Operating/Promoting	35	15	1	0	0	19
Gambling-Equipment Violation	59	42	1	0	0	16
Gambling-Sports Tampering	0	0	0	0	0	0
Pornography/Obscene Materials	17	1	0	0	0	16
Prostitution	456	201	2	0	24	229
Prostitution-Assisting/Promoting	38	14	0	0	1	23
Weapon Law Violations	2,679	1,241	7	2	23	1,406
Total Group A Arrests	100,541	35,763	196	123	853	63,606



Arrestee Age — Male

	Total	Under 18	18-24	25-34	35-44	45-54	55-64	65 & Over	Unknown
Crimes Against Persons									
Murder	276	27	104	70	42	19	9	5	0
Negligent Manslaughter	8	1	3	1	2	1	0	0	0
Kidnapping/Abduction	273	6	84	86	70	20	4	2	1
Forcible Rape	352	73	76	68	92	27	13	3	0
Forcible Sodomy	52	28	4	6	4	5	5	0	0
Sexual Assault w/Object	47	14	8	13	10	2	0	0	0
Forcible Fondling	370	115	60	61	68	25	26	13	2
Incest	19	6	1	3	7	1	0	1	0
Statutory Rape	196	1	131	45	13	5	1	0	0
Aggravated Assault	8,567	657	2,042	2,241	2,107	1,076	290	134	20
Simple Assault	21,196	2,539	4,896	5,963	4,948	2,141	537	139	33
Intimidation	2,040	357	421	529	448	203	62	18	2
Stalking	236	3	37	71	64	31	21	9	0
Crimes Against Property									
Arson	238	86	49	47	34	17	4	0	1
Bribery	11	0	4	3	3	1	0	0	0
Burglary	5,036	1,034	1,793	1,087	812	257	33	10	10
Counterfeiting/Forgery	1,611	48	479	550	355	154	18	4	3
Destruction/Damage/Vandalism	3,281	1,261	888	528	411	150	28	8	7
Embezzlement	193	17	70	51	37	11	7	0	0
Extortion/Blackmail	17	2	4	3	3	5	0	0	0
Fraud - False Pretenses	887	37	246	261	214	92	26	7	4
Fraud - Credit Card/ATM	155	9	65	53	22	5	0	0	1
Fraud - Impersonation	1,133	67	396	317	243	93	12	1	4
Fraud - Welfare	0	0	0	0	0	0	0	0	0
Fraud - Wire	10	1	3	3	3	0	0	0	0
Motor Vehicle Theft	2,331	483	805	569	350	99	21	3	1
Robbery	1,537	261	654	361	199	50	11	0	1
Stolen Property Offense	681	102	209	149	150	60	9	2	0
Theft - Pocket Picking	72	11	15	19	19	8	0	0	0
Theft - Purse Snatching	45	8	13	11	9	4	0	0	0
Theft - Shoplifting	7,798	1,557	1,847	1,621	1,672	885	167	36	13
Theft from Building	1,545	274	484	406	266	83	19	5	8
Theft from Coin Machine	131	23	42	35	20	11	0	0	0
Theft from Motor Vehicle	1,410	299	573	295	184	48	7	0	4
Theft of Motor Vehicle Parts	509	89	242	101	53	18	3	3	0
Theft - All Other Larceny	3,340	510	979	769	698	280	65	29	10
Crimes Against Society									
Drug/Narcotic Violations	27,171	2,361	10,809	7,154	4,604	1,856	293	49	45
Drug/Narcotic Equipment Violations	4,342	199	971	1,067	1,371	632	87	7	8
Gambling-Betting/Wagering	141	33	42	31	18	9	4	4	0
Gambling-Operating/Promoting	35	0	2	1	6	11	13	2	0
Gambling-Equipment Violation	59	2	8	8	10	18	7	2	4
Gambling-Sports Tampering	0	0	0	0	0	0	0	0	0
Pornography/Obscene Materials	17	1	6	4	3	2	0	1	0
Prostitution	456	0	79	146	126	87	13	5	0
Prostitution-Assisting/Promoting	38	0	3	11	10	6	5	3	0
Weapon Law Violations	2,679	467	880	592	418	213	79	29	1
Total Group A Arrests	100,541	13,069	30,527	25,410	20,198	8,721	1,899	534	183



Arrestee Race — Female

	Total	Race				
		African American	Asian	Native American	Unknown	White
Crimes Against Persons						
Murder	40	15	0	0	0	25
Negligent Manslaughter	5	3	0	0	0	2
Kidnapping/Abduction	49	7	0	0	0	42
Forcible Rape	5	2	0	0	0	3
Forcible Sodomy	2	1	0	0	0	1
Sexual Assault w/Object	7	1	0	0	1	5
Forcible Fondling	3	0	0	0	0	3
Incest	1	0	0	0	0	1
Statutory Rape	15	0	0	0	0	15
Aggravated Assault	2,577	1,166	2	2	7	1,400
Simple Assault	6,467	2,122	25	7	35	4,271
Intimidation	657	215	0	2	0	440
Stalking	50	6	0	0	0	44
Crimes Against Property						
Arson	42	12	0	0	0	30
Bribery	1	1	0	0	0	0
Burglary	602	114	0	1	3	484
Counterfeiting/Forgery	1,352	253	0	0	14	1,085
Destruction/Damage/Vandalism	715	237	4	0	9	465
Embezzlement	256	77	1	0	2	176
Extortion/Blackmail	3	2	0	0	0	1
Fraud - False Pretenses	531	84	0	0	2	445
Fraud - Credit Card/ATM	123	24	0	0	0	99
Fraud - Impersonation	455	163	0	0	2	290
Fraud - Welfare	4	0	0	0	0	4
Fraud - Wire	4	0	0	0	0	4
Motor Vehicle Theft	453	135	0	2	6	310
Robbery	165	80	0	0	0	85
Stolen Property Offense	165	54	0	0	3	108
Theft - Pocket Picking	20	6	0	0	0	14
Theft - Purse Snatching	24	8	0	0	0	16
Theft - Shoplifting	7,062	2,322	34	8	65	4,633
Theft from Building	777	131	0	0	5	641
Theft from Coin Machine	13	0	0	0	0	13
Theft from Motor Vehicle	183	17	0	0	1	165
Theft of Motor Vehicle Parts	46	18	0	0	0	28
Theft - All Other Larceny	1,465	517	4	0	8	936
Crimes Against Society						
Drug/Narcotic Violations	6,529	1,279	6	12	31	5,189
Drug/Narcotic Equipment Violations	1,762	469	2	3	5	1,283
Gambling-Betting/Wagering	9	5	0	0	0	4
Gambling-Operating/Promoting	9	3	0	0	0	6
Gambling-Equipment Violation	23	8	0	0	0	15
Gambling-Sports Tampering	0	0	0	0	0	0
Pornography/Obscene Materials	1	0	0	0	0	1
Prostitution	1,268	787	1	1	7	472
Prostitution-Assisting/Promoting	6	0	0	0	0	6
Weapon Law Violations	292	155	0	0	5	132
Total Group A Arrests	34,219	10,499	79	38	211	23,392



Arrestee Age — Female

	Total	Under 18	18-24	25-34	35-44	45-54	55-64	65 & Over	Unknown
Crimes Against Persons									
Murder	40	1	12	16	6	2	2	1	0
Negligent Manslaughter	5	0	2	1	1	1	0	0	0
Kidnapping/Abduction	49	2	8	22	15	2	0	0	0
Forcible Rape	5	4	0	0	1	0	0	0	0
Forcible Sodomy	2	0	1	1	0	0	0	0	0
Sexual Assault w/Object	7	1	2	3	0	0	1	0	0
Forcible Fondling	3	0	0	2	1	0	0	0	0
Incest	1	1	0	0	0	0	0	0	0
Statutory Rape	15	0	6	8	0	1	0	0	0
Aggravated Assault	2,577	264	612	735	653	246	44	21	2
Simple Assault	6,460	1,366	1,472	1,662	1,380	452	96	26	6
Intimidation	657	186	133	132	131	48	19	6	2
Stalking	50	0	17	14	12	4	2	1	0
Crimes Against Property									
Arson	42	8	4	13	8	8	1	0	0
Bribery	1	0	0	0	0	1	0	0	0
Burglary	602	66	210	172	112	33	6	0	3
Counterfeiting/Forgery	1,352	16	358	558	311	92	7	1	9
Destruction/Damage/Vandalism	715	157	210	160	133	45	4	2	4
Embezzlement	256	12	113	66	47	13	3	1	1
Extortion/Blackmail	3	1	1	1	0	0	0	0	0
Fraud - False Pretenses	531	11	124	200	138	46	8	2	2
Fraud - Credit Card/ATM	123	6	49	39	22	5	2	0	0
Fraud - Impersonation	455	35	116	144	119	39	2	0	0
Fraud - Welfare	4	0	0	1	2	0	0	0	1
Fraud - Wire	4	0	0	2	2	0	0	0	0
Motor Vehicle Theft	453	85	116	123	103	19	1	0	6
Robbery	165	12	45	55	39	13	1	0	0
Stolen Property Offense	165	21	44	54	33	10	1	2	0
Theft - Pocket Picking	20	1	4	7	5	2	1	0	0
Theft - Purse Snatching	24	2	8	7	4	3	0	0	0
Theft - Shoplifting	7,062	1,457	1,999	1,568	1,334	524	137	29	14
Theft from Building	777	101	198	225	177	60	10	4	2
Theft from Coin Machine	13	2	4	5	2	0	0	0	0
Theft from Motor Vehicle	183	19	66	52	37	8	0	0	1
Theft of Motor Vehicle Parts	46	3	22	12	9	0	0	0	0
Theft - All Other Larceny	1,465	157	410	446	298	116	29	5	4
Crimes Against Society									
Drug/Narcotic Violations	6,517	455	1,904	1,954	1,675	446	59	12	12
Drug/Narcotic Equipment Violations	1,762	43	303	582	663	156	12	1	2
Gambling-Betting/Wagering	9	0	2	1	3	1	2	0	0
Gambling-Operating/Promoting	9	0	0	0	2	3	1	3	0
Gambling-Equipment Violation	23	0	1	2	3	6	8	2	1
Gambling-Sports Tampering	0	0	0	0	0	0	0	0	0
Pornography/Obscene Materials	1	0	0	1	0	0	0	0	0
Prostitution	1,268	8	218	408	483	145	6	0	0
Prostitution-Assisting/Promoting	6	0	0	2	2	2	0	0	0
Weapon Law Violations	292	97	58	56	60	20	1	0	0
Total Group A Arrests	34,219	4,600	8,852	9,512	8,026	2,572	466	119	72



Group B Arrestee Sex and Race

	Total	Sex		Race				
		Male	Female	African American	Asian	Native American	Unknown	White
Bad Checks	11,841	5,520	6,321	1,912	26	15	55	9,833
Curfew/Loitering/Vagrancy	1,703	1,125	578	592	3	3	18	1,087
Disorderly Conduct	10,738	7,310	3,428	5,813	15	12	119	4,779
Driving Under the Influence	27,303	22,241	5,062	2,961	86	36	491	23,729
Drunkenness	20,787	17,436	3,351	2,102	50	66	465	18,104
Family Offenses - Nonviolent	1,523	1,157	366	247	2	2	3	1,269
Liquor Law Violations	6,987	5,357	1,630	653	18	14	172	6,130
Peeping Tom	15	15	0	6	0	0	1	8
Runaway	2,849	1,276	1,573	1,300	11	1	14	1,523
Trespass of Real Property	6,201	5,088	1,113	3,558	3	3	54	2,583
All Other Offenses	74,329	56,427	17,902	21,862	139	65	651	51,612
Total Group B Offenses	164,276	122,952	41,324	41,006	353	217	2,043	120,657

Group B Arrestee Age

	Under 18	18-24	25-34	35-44	45-54	55-64	Over 65	Unknown
Bad Checks	6	2,651	4,075	3,135	1,364	400	130	80
Curfew/Loitering/Vagrancy	1,661	18	10	8	5	0	1	0
Disorderly Conduct	4,279	2,101	1,618	1,591	873	214	45	17
Driving Under the Influence	242	6,394	7,539	7,287	4,214	1,301	293	33
Drunkenness	342	4,179	4,867	6,331	3,784	1,019	210	55
Family Offenses - Nonviolent	48	246	632	463	111	16	3	4
Liquor Law Violations	1,292	4,447	520	450	195	60	19	4
Peeping Tom	1	5	5	4	0	0	0	0
Runaway	2,849	0	0	0	0	0	0	0
Trespass of Real Property	672	1,631	1,345	1,534	811	158	25	25
All Other Offenses	3,505	22,611	23,402	16,942	6,200	1,149	327	193
Total Group B Offenses	14,897	44,283	44,013	37,745	17,557	4,317	1,053	411

Group B Arrestee Sex & Race — Juvenile

	Total	Sex		Race				
		Male	Female	African American	Asian	Native American	Unknown	White
Bad Checks	6	4	2	0	0	0	0	6
Curfew/Loitering/Vagrancy	1,661	1,099	562	586	3	3	16	1,053
Disorderly Conduct	4,279	2,552	1,727	3,196	5	1	31	1,046
Driving Under the Influence	242	189	53	13	0	1	3	225
Drunkenness	342	277	65	106	1	0	5	230
Family Offenses - Nonviolent	48	24	24	4	1	1	1	41
Liquor Law Violations	1,292	933	359	65	1	0	13	1,213
Peeping Tom	1	1	0	1	0	0	0	0
Runaway	2,849	1,276	1,573	1,300	11	1	14	1,523
Trespass of Real Property	672	556	116	429	1	0	4	238
All Other Offenses	3,505	2,540	965	1,068	18	6	37	2,376
Total Group B Arrests	14,897	9,451	5,446	6,768	41	13	124	7,951



Group B Arrestee Race — Male

	Total	Race				
		African American	Asian	Native American	Unknown	White
Bad Checks	5,520	893	12	7	31	4,577
Curfew/Loitering/Vagrancy	1,125	409	2	3	9	702
Disorderly Conduct	7,310	3,732	12	10	97	3,459
Driving Under the Influence	22,241	2,628	73	31	473	19,036
Drunkenness	17,436	1,841	46	55	446	15,048
Family Offenses - Nonviolent	1,157	207	0	2	1	947
Liquor Law Violations	5,357	550	14	11	147	4,635
Peeping Tom	15	6	0	0	1	8
Runaway	1,276	595	1	1	6	673
Trespass of Real Property	5,088	3,072	3	3	48	1,962
All Other Offenses	56,427	16,929	112	47	576	38,763
Total Group B Arrests	122,952	30,862	275	170	1,835	89,810

Group B Arrestee Age — Male

	Under 18	18-24	25-34	35-44	45-54	55-64	65 & Over	Unknown
Bad Checks	4	1,195	1,839	1,489	674	218	70	31
Curfew/Loitering/Vagrancy	1,099	12	5	3	5	0	1	0
Disorderly Conduct	2,552	1,580	1,138	1,105	699	186	35	15
Driving Under the Influence	189	5,361	6,161	5,601	3,468	1,158	274	29
Drunkenness	277	3,606	4,081	4,992	3,296	931	199	54
Family Offenses - Nonviolent	24	178	486	359	92	15	2	1
Liquor Law Violations	933	3,437	427	334	153	54	15	4
Peeping Tom	1	5	5	4	0	0	0	0
Runaway	1,276	0	0	0	0	0	0	0
Trespass of Real Property	556	1,373	1,086	1,208	686	137	20	22
All Other Offenses	2,540	17,634	17,345	12,512	4,988	977	276	155
Total Group B Arrests	9,451	34,381	32,573	27,607	14,061	3,676	892	311



Group B Arrestee Race — Female

	Total	Race				
		African American	Asian	Native American	Unknown	White
Bad Checks	6,321	1,019	14	8	24	5,256
Curfew/Loitering/Vagrancy	578	183	1	0	9	385
Disorderly Conduct	3,428	2,081	3	2	22	1,320
Driving Under the Influence	5,062	333	13	5	18	4,693
Drunkenness	3,351	261	4	11	19	3,056
Family Offenses - Nonviolent	366	40	2	0	2	322
Liquor Law Violations	1,630	103	4	3	25	1,495
Peeping Tom	0	0	0	0	0	0
Runaway	1,573	705	10	0	8	850
Trespass of Real Property	1,113	486	0	0	6	621
All Other Offenses	17,902	4,933	27	18	75	12,849
Total Group B Arrests	41,324	10,144	78	47	208	30,847

Group B Arrestee Age — Female

	Under 18	18-24	25-34	35-44	45-54	55-64	65 & Over	Unknown
Bad Checks	2	1,456	2,236	1,646	690	182	60	49
Curfew/Loitering/Vagrancy	562	6	5	5	0	0	0	0
Disorderly Conduct	1,727	521	480	486	174	28	10	2
Driving Under the Influence	53	1,033	1,378	1,686	746	143	19	4
Drunkenness	65	573	786	1,339	488	88	11	1
Family Offenses - Nonviolent	24	68	146	104	19	1	1	3
Liquor Law Violations	359	1,010	93	116	42	6	4	0
Peeping Tom	0	0	0	0	0	0	0	0
Runaway	1,573	0	0	0	0	0	0	0
Trespass of Real Property	116	258	259	326	125	21	5	3
All Other Offenses	965	4,977	6,057	4,430	1,212	172	51	38
Total Group B Arrests	5,446	9,902	11,440	10,138	3,496	641	161	100



A large, stylized fingerprint pattern in a light gray color serves as the background for the entire page. The ridges and valleys of the fingerprint are clearly visible, creating a textured, circular pattern that dominates the visual field.

STATEWIDE REPORTS

2003

VICTIMS

Victim Sex and Race

	Total	Sex			Race				
		Male	Female	Unknown	African American	Asian	Native American	Unknown	White
Crimes Against Persons									
Murder	394	277	116	1	197	1	0	4	192
Negligent Manslaughter	14	9	4	1	4	0	0	3	7
Kidnapping/Abduction	1,232	374	845	13	461	5	2	18	746
Forcible Rape	2,114	24	2,090	0	691	7	1	26	1,389
Forcible Sodomy	401	251	150	0	156	1	0	5	239
Sexual Assault w/Object	248	44	202	2	37	2	0	6	203
Forcible Fondling	2,255	325	1,922	8	537	9	0	44	1,665
Incest	78	10	66	2	10	0	0	6	62
Statutory Rape	659	44	615	0	172	2	0	7	478
Aggravated Assault	28,518	16,376	11,966	176	11,224	86	24	505	16,679
Simple Assault	88,667	32,512	55,813	342	32,247	298	94	1,215	54,813
Intimidation	29,344	10,143	18,992	209	7,242	86	34	510	21,472
Stalking	1,984	370	1,610	4	455	8	3	19	1,499
Crimes Against Property									
Arson	1,359	737	562	60	415	6	0	108	830
Bribery	21	14	7	0	5	0	0	1	15
Burglary	53,374	27,558	25,559	257	16,247	274	60	848	35,945
Counterfeiting/Forgery	6,817	3,159	3,429	229	730	28	4	548	5,507
Destruction/Damage/Vandalism	63,795	31,998	31,383	414	16,415	394	59	1,240	45,687
Embezzlement	135	95	35	5	14	1	2	13	105
Extortion/Blackmail	61	31	29	1	9	0	0	1	51
Fraud - False Pretenses	4,650	2,126	2,450	74	1,365	36	8	180	3,061
Fraud - Credit Card/ATM	2,731	1,082	1,631	18	371	21	3	55	2,281
Fraud - Impersonation	2,976	1,601	1,176	199	598	18	5	402	1,953
Fraud - Welfare	9	1	8	0	3	0	0	0	6
Fraud - Wire	166	85	81	0	27	2	0	1	136
Motor Vehicle Theft	23,614	14,473	9,012	129	8,587	142	25	591	14,269
Robbery	10,708	6,954	3,729	25	4,516	147	25	307	5,713
Stolen Property Offense	726	361	236	129	81	4	0	297	344
Theft - Pocket Picking	576	319	255	2	119	4	1	8	444
Theft - Purse Snatching	674	50	620	4	204	8	2	14	446
Theft - Shoplifting	204	110	86	8	26	4	1	22	151
Theft from Building	24,146	9,678	14,310	158	3,917	201	26	429	19,573
Theft from Coin Machine	154	116	35	3	4	3	0	4	143
Theft from Motor Vehicle	40,147	21,243	18,725	179	7,977	238	39	813	31,080
Theft of Motor Vehicle Parts	21,216	12,512	8,615	89	6,047	200	37	494	14,438
Theft - All Other Larceny	34,570	18,073	16,257	240	6,939	128	40	636	26,827
Total Individual Victims	448,737	213,135	232,621	2,981	128,049	2,364	495	9,380	308,449



Victim Age

	Total	Under 18	18-24	25-34	35-44	45-54	55-64	65 & Over	Unknown
Crimes Against Persons									
Murder	394	22	94	91	73	55	19	25	15
Negligent Manslaughter	14	3	2	1	3	1	1	0	3
Kidnapping/Abduction	1,232	410	259	287	145	52	17	12	50
Forcible Rape	2,114	905	498	330	236	71	18	13	43
Forcible Sodomy	401	277	55	36	13	10	3	2	5
Sexual Assault w/Object	248	160	37	20	15	8	2	2	4
Forcible Fondling	2,255	1,633	273	159	81	38	9	8	54
Incest	78	68	2	0	1	0	0	0	7
Statutory Rape	659	655	2	0	0	0	0	0	2
Aggravated Assault	28,518	3,610	6,811	6,954	5,770	2,799	775	341	1,458
Simple Assault	88,667	13,895	22,171	22,300	16,589	7,449	2,077	933	3,253
Intimidation	29,344	2,368	6,159	7,721	6,395	3,391	1,293	602	1,415
Stalking	1,984	138	430	596	461	194	49	15	101
Crimes Against Property									
Arson	1,359	36	151	254	299	200	126	99	194
Bribery	21	2	2	5	6	2	0	0	4
Burglary	53,374	540	8,246	12,475	11,398	8,879	5,023	4,306	2,507
Counterfeiting/Forgery	6,817	30	711	971	1,092	1,116	933	886	1,078
Destruction/Damage/Vandalism	63,795	1,218	12,406	14,324	13,352	9,895	5,457	4,068	3,075
Embezzlement	135	1	3	25	42	25	24	6	9
Extortion/Blackmail	61	6	15	3	12	10	7	7	1
Fraud - False Pretenses	4,650	37	656	972	920	793	439	590	243
Fraud - Credit Card/ATM	2,731	14	459	598	539	499	249	279	94
Fraud - Impersonation	2,976	79	531	665	504	338	150	126	583
Fraud - Welfare	9	0	1	3	3	1	0	0	1
Fraud - Wire	166	2	20	35	36	29	17	18	9
Motor Vehicle Theft	23,614	154	4,143	5,695	5,254	3,823	2,000	1,531	1,014
Robbery	10,708	681	2,826	2,601	1,971	1,347	590	514	178
Stolen Property Offense	726	10	51	94	88	60	36	28	359
Theft - Pocket Picking	576	21	89	92	83	106	64	105	16
Theft - Purse Snatching	674	13	104	121	103	97	90	127	19
Theft - Shoplifting	204	3	28	44	41	29	21	5	33
Theft from Building	24,146	1,188	4,166	4,370	4,706	4,036	2,455	2,276	949
Theft from Coin Machine	154	1	9	16	38	37	16	20	17
Theft from Motor Vehicle	40,147	909	9,395	10,265	8,424	5,998	2,700	1,289	1,167
Theft of Motor Vehicle Parts	21,216	473	5,855	5,223	3,774	2,839	1,431	874	747
Theft - All Other Larceny	34,570	1,010	4,091	6,709	7,370	6,246	3,694	3,469	1,981
Total Individual Victims	448,737	30,572	90,751	104,055	89,837	60,473	29,785	22,576	20,688



Victim Sex & Race — Juvenile

	Total	Sex			Race				
		Male	Female	Unknown	African American	Asian	Native American	Unknown	White
Crimes Against Persons									
Murder	22	19	3	0	15	0	0	0	7
Negligent Manslaughter	3	1	2	0	1	0	0	1	1
Kidnapping/Abduction	410	171	238	1	193	0	0	2	215
Forcible Rape	905	20	885	0	312	2	1	13	577
Forcible Sodomy	277	196	81	0	116	1	0	5	155
Sexual Assault w/Object	160	33	127	0	28	0	0	3	129
Forcible Fondling	1,633	276	1,354	3	419	3	0	29	1,182
Incest	68	10	58	0	9	0	0	4	55
Statutory Rape	655	44	611	0	172	2	0	7	474
Aggravated Assault	3,610	2,157	1,441	12	1,658	11	0	49	1,892
Simple Assault	13,895	7,176	6,690	29	5,987	37	16	153	7,702
Intimidation	2,368	971	1,392	5	611	6	2	42	1,707
Stalking	138	22	115	1	25	0	0	3	110
Crimes Against Property									
Arson	36	23	13	0	25	0	0	1	10
Bribery	2	0	2	0	2	0	0	0	0
Burglary	540	246	294	0	184	6	0	12	338
Counterfeiting/Forgery	30	15	15	0	7	1	0	0	22
Destruction/Damage/Vandalism	1,218	645	571	2	207	2	1	10	998
Embezzlement	1	0	1	0	0	0	0	0	1
Extortion/Blackmail	6	3	3	0	1	0	0	0	5
Fraud - False Pretenses	37	14	23	0	18	0	0	1	18
Fraud - Credit Card/ATM	14	10	4	0	2	0	0	0	12
Fraud - Impersonation	79	43	34	2	27	0	0	12	40
Fraud - Welfare	0	0	0	0	0	0	0	0	0
Fraud - Wire	2	2	0	0	0	0	0	0	2
Motor Vehicle Theft	154	102	52	0	43	0	0	4	107
Robbery	681	484	194	3	351	9	1	16	304
Stolen Property Offense	10	8	2	0	1	0	0	1	8
Theft - Pocket Picking	21	14	7	0	8	1	0	0	12
Theft - Purse Snatching	13	2	11	0	5	0	1	0	7
Theft - Shoplifting	3	1	2	0	0	0	0	0	3
Theft from Building	1,188	510	677	1	209	15	1	19	944
Theft from Coin Machine	1	1	0	0	0	0	0	0	1
Theft from Motor Vehicle	909	460	447	2	76	3	0	4	826
Theft of Motor Vehicle Parts	473	332	141	0	52	0	0	4	417
Theft - All Other Larceny	1,010	637	370	3	272	5	0	9	724
Total Individual Victims	30,572	14,648	15,860	64	11,036	104	23	404	19,005



Victim Race — Male

	Total	Race				
		African American	Asian	Native American	Unknown	White
Crimes Against Persons						
Murder	277	154	1	0	3	119
Negligent Manslaughter	9	3	0	0	0	6
Kidnapping/Abduction	374	164	1	0	1	208
Forcible Rape	24	6	0	0	0	18
Forcible Sodomy	251	103	1	0	4	143
Sexual Assault w/Object	44	6	0	0	0	38
Forcible Fondling	325	76	2	0	5	242
Incest	10	1	0	0	1	8
Statutory Rape	44	14	0	0	0	30
Aggravated Assault	16,376	6,163	56	16	236	9,905
Simple Assault	32,512	10,043	122	36	438	21,873
Intimidation	10,143	2,091	43	18	136	7,855
Stalking	370	83	0	1	3	283
Crimes Against Property						
Arson	737	173	4	0	37	523
Bribery	14	2	0	0	1	11
Burglary	27,558	6,263	174	34	378	20,709
Counterfeiting/Forgery	3,159	327	20	1	147	2,664
Destruction/Damage/Vandalism	31,998	6,426	239	33	574	24,726
Embezzlement	95	8	0	2	7	78
Extortion/Blackmail	31	6	0	0	0	25
Fraud - False Pretenses	2,126	519	16	5	59	1,527
Fraud - Credit Card/ATM	1,082	127	9	1	17	928
Fraud - Impersonation	1,601	348	9	2	134	1,108
Fraud - Welfare	1	1	0	0	0	0
Fraud - Wire	85	11	2	0	0	72
Motor Vehicle Theft	14,473	4,745	103	20	320	9,285
Robbery	6,954	2,949	101	20	225	3,659
Stolen Property Offense	361	45	3	0	96	217
Theft - Pocket Picking	319	75	3	1	2	238
Theft - Purse Snatching	50	12	0	0	0	38
Theft - Shoplifting	110	13	3	1	9	84
Theft from Building	9,678	1,404	95	12	132	8,035
Theft from Coin Machine	116	3	3	0	1	109
Theft from Motor Vehicle	21,243	3,533	144	24	418	17,124
Theft of Motor Vehicle Parts	12,512	2,901	127	26	291	9,167
Theft - All Other Larceny	18,073	2,730	63	27	236	15,017
Total Individual Victims	213,135	51,528	1,344	280	3,911	156,072



Victim Age — Male

	Total	Under 18	18-24	25-34	35-44	45-54	55-64	65 & Over	Unknown
Crimes Against Persons									
Murder	277	19	73	64	49	38	13	14	7
Negligent Manslaughter	9	1	1	1	3	1	1	0	1
Kidnapping/Abduction	374	171	65	66	40	14	6	6	6
Forcible Rape	24	20	0	2	0	1	0	0	1
Forcible Sodomy	251	196	28	15	0	4	1	2	5
Sexual Assault w/Object	44	33	4	2	3	1	0	0	1
Forcible Fondling	325	276	21	7	5	4	1	1	10
Incest	10	10	0	0	0	0	0	0	0
Statutory Rape	44	44	0	0	0	0	0	0	0
Aggravated Assault	16,376	2,157	3,733	3,880	3,291	1,791	516	186	822
Simple Assault	32,512	7,176	6,536	7,223	5,746	3,140	1,005	375	1,311
Intimidation	10,143	971	1,710	2,339	2,300	1,443	589	260	531
Stalking	370	22	60	117	85	35	22	6	23
Crimes Against Property									
Arson	737	23	81	133	155	116	74	63	92
Bribery	14	0	2	3	5	0	0	0	4
Burglary	27,558	246	3,632	6,001	5,809	5,075	3,098	2,321	1,376
Counterfeiting/Forgery	3,159	15	293	433	528	487	571	376	456
Destruction/Damage/Vandalism	31,998	645	5,632	6,739	6,472	5,400	3,242	2,282	1,586
Embezzlement	95	0	1	21	29	21	16	4	3
Extortion/Blackmail	31	3	6	1	6	7	5	2	1
Fraud - False Pretenses	2,126	14	267	431	444	405	238	225	102
Fraud - Credit Card/ATM	1,082	10	158	269	220	198	96	100	31
Fraud - Impersonation	1,601	43	287	393	267	191	74	53	293
Fraud - Welfare	1	0	0	0	0	1	0	0	0
Fraud - Wire	85	2	11	21	12	15	8	12	4
Motor Vehicle Theft	14,473	102	2,547	3,415	3,135	2,419	1,375	899	581
Robbery	6,954	484	1,898	1,718	1,274	832	369	274	105
Stolen Property Offense	361	8	26	47	51	39	28	24	138
Theft - Pocket Picking	319	14	57	50	47	64	32	50	5
Theft - Purse Snatching	50	2	8	7	6	6	7	14	0
Theft - Shoplifting	110	1	16	25	25	13	13	2	15
Theft from Building	9,678	510	1,532	1,613	1,902	1,712	1,126	900	383
Theft from Coin Machine	116	1	3	14	27	30	13	19	9
Theft from Motor Vehicle	21,243	460	4,402	5,313	4,501	3,462	1,679	790	636
Theft of Motor Vehicle Parts	12,512	332	3,481	3,074	2,074	1,660	902	514	475
Theft - All Other Larceny	18,073	637	1,701	3,137	3,942	3,503	2,240	1,812	1,101
Total Individual Victims	213,135	14,648	38,272	46,574	42,453	32,128	17,360	11,586	10,114



Victim Race — Female

	Total	Race				
		African American	Asian	Native American	Unknown	White
Crimes Against Persons						
Murder	116	43	0	0	0	73
Negligent Manslaughter	4	1	0	0	2	1
Kidnapping/Abduction	845	297	4	2	8	534
Forcible Rape	2,090	685	7	1	26	1,371
Forcible Sodomy	150	53	0	0	1	96
Sexual Assault w/Object	202	31	2	0	4	165
Forcible Fondling	1,922	461	7	0	32	1,422
Incest	66	9	0	0	3	54
Statutory Rape	615	158	2	0	7	448
Aggravated Assault	11,966	5,057	30	8	118	6,753
Simple Assault	55,813	22,188	176	57	487	32,905
Intimidation	18,992	5,148	43	16	189	13,596
Stalking	1,610	372	8	2	13	1,215
Crimes Against Property						
Arson	562	240	2	0	13	307
Bribery	7	3	0	0	0	4
Burglary	25,559	9,973	100	26	244	15,216
Counterfeiting/Forgery	3,429	403	8	3	182	2,833
Destruction/Damage/Vandalism	31,383	9,979	154	26	300	20,924
Embezzlement	35	6	1	0	1	27
Extortion/Blackmail	29	3	0	0	0	26
Fraud - False Pretenses	2,450	846	20	3	50	1,531
Fraud - Credit Card/ATM	1,631	244	12	2	20	1,353
Fraud - Impersonation	1,176	250	9	3	73	841
Fraud - Welfare	8	2	0	0	0	6
Fraud - Wire	81	16	0	0	1	64
Motor Vehicle Theft	9,012	3,840	39	5	151	4,977
Robbery	3,729	1,563	46	5	64	2,051
Stolen Property Offense	236	36	1	0	72	127
Theft - Pocket Picking	255	44	1	0	4	206
Theft - Purse Snatching	620	192	8	2	10	408
Theft - Shoplifting	86	13	1	0	5	67
Theft from Building	14,310	2,511	105	14	167	11,513
Theft from Coin Machine	35	1	0	0	0	34
Theft from Motor Vehicle	18,725	4,439	94	15	248	13,929
Theft of Motor Vehicle Parts	8,615	3,144	72	11	122	5,266
Theft - All Other Larceny	16,257	4,205	64	13	192	11,783
Total Individual Victims	232,621	76,456	1,016	214	2,809	152,126



Victim Age — Female

	Total	Under 18	18-24	25-34	35-44	45-54	55-64	65 & Over	Unknown
Crimes Against Persons									
Murder	116	3	21	27	24	17	6	11	7
Negligent Manslaughter	4	2	1	0	0	0	0	0	1
Kidnapping/Abduction	845	238	194	220	105	37	11	6	34
Forcible Rape	2,090	885	498	328	236	70	18	13	42
Forcible Sodomy	150	81	27	21	13	6	2	0	0
Sexual Assault w/Object	202	127	33	18	12	7	2	2	1
Forcible Fondling	1,922	1,354	252	152	76	34	8	7	39
Incest	66	58	2	0	1	0	0	0	5
Statutory Rape	615	611	2	0	0	0	0	0	2
Aggravated Assault	11,966	1,441	3,069	3,059	2,476	1,006	258	155	502
Simple Assault	55,813	6,690	15,622	15,060	10,831	4,308	1,071	557	1,674
Intimidation	18,992	1,392	4,441	5,373	4,083	1,943	701	342	717
Stalking	1,610	115	369	479	376	159	27	9	76
Crimes Against Property									
Arson	562	13	69	120	142	82	50	36	50
Bribery	7	2	0	2	1	2	0	0	0
Burglary	25,559	294	4,601	6,465	5,574	3,796	1,916	1,977	936
Counterfeiting/Forgery	3,429	15	418	537	563	629	355	510	402
Destruction/Damage/Vandalism	31,383	571	6,763	7,568	6,866	4,479	2,203	1,780	1,153
Embezzlement	35	1	2	4	13	4	8	2	1
Extortion/Blackmail	29	3	9	2	6	3	2	4	0
Fraud - False Pretenses	2,450	23	387	538	473	387	200	362	80
Fraud - Credit Card/ATM	1,631	4	301	329	318	300	152	179	48
Fraud - Impersonation	1,176	34	240	265	234	144	76	72	111
Fraud - Welfare	8	0	1	3	3	0	0	0	1
Fraud - Wire	81	0	9	14	24	14	9	6	5
Motor Vehicle Theft	9,012	52	1,588	2,276	2,112	1,398	622	629	335
Robbery	3,729	194	924	883	697	513	218	239	61
Stolen Property Offense	236	2	21	45	37	21	8	4	98
Theft - Pocket Picking	255	7	32	42	36	42	32	55	9
Theft - Purse Snatching	620	11	96	114	96	91	83	113	16
Theft - Shoplifting	86	2	12	19	16	16	8	3	10
Theft from Building	14,310	677	2,628	2,749	2,797	2,318	1,321	1,374	446
Theft from Coin Machine	35	0	6	2	11	7	3	1	5
Theft from Motor Vehicle	18,725	447	4,985	4,934	3,900	2,522	1,016	496	425
Theft of Motor Vehicle Parts	8,615	141	2,364	2,144	1,695	1,174	528	360	209
Theft - All Other Larceny	16,257	370	2,384	3,552	3,417	2,732	1,447	1,645	710
Total Individual Victims	232,621	15,860	52,371	57,344	47,264	28,261	12,361	10,949	8,211



Domestic Violence Victim — Sex and Race

	Total	Sex			Race				
		Male	Female	Unknown	African American	Asian	Native American	Unknown	White
Murder	63	28	35	0	17	0	0	0	46
Kidnapping/Abduction	408	130	270	8	148	0	1	6	253
Forcible Rape	405	7	398	0	142	0	0	5	258
Forcible Sodomy	127	91	36	0	55	1	0	4	67
Sexual Assault w/Object	59	11	48	0	9	1	0	2	47
Forcible Fondling	509	77	429	3	109	0	0	11	389
Incest	66	10	55	1	9	0	0	5	52
Statutory Rape	39	1	38	0	8	0	0	2	29
Aggravated Assault	6,695	2,823	3,846	26	2,289	17	7	74	4,308
Simple Assault	31,056	9,138	21,852	66	9,010	126	36	299	21,585
Intimidation	6,414	1,563	4,840	11	1,312	11	7	39	5,045
Stalking	360	58	301	1	53	1	1	0	305
Total	46,201	13,937	32,148	116	13,161	157	52	447	32,384

Domestic Violence Victim — Age

	Total	Under 18	18-24	25-34	35-44	45-54	55-64	65 & Over	Unknown
Murder	63	7	6	12	10	12	0	8	8
Kidnapping/Abduction	408	231	30	58	41	17	4	3	24
Forcible Rape	405	279	45	46	21	7	2	2	3
Forcible Sodomy	127	116	6	3	1	1	0	0	0
Sexual Assault w/Object	59	50	4	2	1	0	0	1	1
Forcible Fondling	509	468	12	12	6	1	0	1	9
Incest	66	59	2	0	1	0	0	0	4
Statutory Rape	39	39	0	0	0	0	0	0	0
Aggravated Assault	6,695	885	1,160	1,550	1,593	789	281	130	307
Simple Assault	31,056	4,078	5,894	7,992	7,296	3,401	1,063	539	793
Intimidation	6,414	289	930	1,943	1,754	865	323	159	151
Stalking	360	5	53	108	115	49	7	2	21
Total	46,201	6,506	8,142	11,726	10,839	5,142	1,680	845	1,321



Domestic Violence Victim Race — Male

	Total	Race				
		African American	Asian	Native American	Unknown	White
Murder	28	10	0	0	0	18
Kidnapping/Abduction	130	59	0	0	0	71
Forcible Rape	7	2	0	0	0	5
Forcible Sodomy	91	44	1	0	3	43
Sexual Assault w/Object	11	2	0	0	0	9
Forcible Fondling	77	12	0	0	0	65
Incest	10	1	0	0	1	8
Statutory Rape	1	0	0	0	0	1
Aggravated Assault	2,823	1,038	8	2	23	1,752
Simple Assault	9,138	2,451	28	12	72	6,575
Intimidation	1,563	329	2	1	12	1,219
Stalking	58	9	0	0	0	49
Total	13,937	3,957	39	15	111	9,815

Domestic Violence Victim Age — Male

	Total	Under 18	18-24	25-34	35-44	45-54	55-64	65 & Over	Unknown
Murder	28	5	1	4	4	5	0	5	4
Kidnapping/Abduction	130	108	1	4	8	2	3	0	4
Forcible Rape	7	6	0	1	0	0	0	0	0
Forcible Sodomy	91	86	5	0	0	0	0	0	0
Sexual Assault w/Object	11	9	2	0	0	0	0	0	0
Forcible Fondling	77	75	0	1	0	0	0	0	1
Incest	10	10	0	0	0	0	0	0	0
Statutory Rape	1	1	0	0	0	0	0	0	0
Aggravated Assault	2,823	479	445	585	639	369	137	50	119
Simple Assault	9,138	1,884	1,410	1,868	2,007	1,179	402	176	212
Intimidation	1,563	128	172	380	411	268	105	46	53
Stalking	58	2	7	20	21	2	2	0	4
Total	13,937	2,793	2,043	2,863	3,090	1,825	649	277	397



Domestic Violence Victim Race — Female

	Total	Race				
		African American	Asian	Native American	Unknown	White
Murder	35	7	0	0	0	28
Kidnapping/Abduction	270	89	0	1	2	178
Forcible Rape	398	140	0	0	5	253
Forcible Sodomy	36	11	0	0	1	24
Sexual Assault w/Object	48	7	1	0	2	38
Forcible Fondling	429	97	0	0	8	324
Incest	55	8	0	0	3	44
Statutory Rape	38	8	0	0	2	28
Aggravated Assault	3,846	1,250	9	5	33	2,549
Simple Assault	21,852	6,555	98	24	182	14,993
Intimidation	4,840	983	9	6	21	3,821
Stalking	301	44	1	1	0	255
Total	32,148	9,199	118	37	259	22,535

Domestic Violence Victim Age — Female

	Total	Under 18	18-24	25-34	35-44	45-54	55-64	65 & Over	Unknown
Murder	35	2	5	8	6	7	0	3	4
Kidnapping/Abduction	270	122	29	53	33	15	1	3	14
Forcible Rape	398	273	45	45	21	7	2	2	3
Forcible Sodomy	36	30	1	3	1	1	0	0	0
Sexual Assault w/Object	48	41	2	2	1	0	0	1	1
Forcible Fondling	429	392	12	11	6	1	0	1	6
Incest	55	49	2	0	1	0	0	0	3
Statutory Rape	38	38	0	0	0	0	0	0	0
Aggravated Assault	3,846	399	714	964	954	419	143	80	173
Simple Assault	21,852	2,185	4,479	6,119	5,285	2,222	661	363	538
Intimidation	4,840	161	757	1,562	1,342	595	217	113	93
Stalking	301	3	45	88	94	47	5	2	17
Total	32,148	3,695	6,091	8,855	7,744	3,314	1,029	568	852



Domestic Violence Victim Relationship To Offender

Relationship	Murder and Nonnegligent Manslaughter	Kidnapping/ Abduction	Forcible Rape	Forcible Sodomy	Sexual Assault w/Object	Forcible Fondling
Victim was Boyfriend/Girlfriend	0	19	16	0	0	1
Victim was Child	14	190	81	12	16	118
Victim was Child of Boyfriend/Girlfriend	0	9	15	2	4	33
Victim was Common-Law Spouse	1	2	1	0	0	0
Victim was Ex-Spouse	1	46	13	0	0	3
Victim was Grandchild	0	19	11	3	3	26
Victim was Grandparent	2	2	1	0	0	0
Victim was Homosexual Relationship	0	1	1	6	1	1
Victim was In-law	5	4	4	1	0	12
Victim was Offender	0	0	0	0	0	0
Victim was Other Family Member	7	33	115	66	20	178
Victim was Parent	3	8	3	1	1	2
Victim was Sibling (brother or sister)	5	7	26	20	1	41
Victim was Spouse	23	69	45	3	4	4
Victim was Step-Child	3	3	56	5	10	69
Victim was Step-Parent	0	2	11	0	0	11
Victim was Step-Sibling	1	0	9	8	1	19
Total	65	414	408	127	61	518

Relationship	Aggravated Assault	Simple Assault	Intimidation	Stalking	Incest	Statutory Rape
Victim was Boyfriend/Girlfriend	469	1,913	143	4	0	2
Victim was Child	698	3,013	341	8	29	8
Victim was Child of Boyfriend/Girlfriend	107	357	35	1	1	5
Victim was Common-Law Spouse	50	270	27	4	0	0
Victim was Ex-Spouse	259	1,157	1,043	162	0	0
Victim was Grandchild	30	109	11	0	2	0
Victim was Grandparent	34	193	35	1	1	0
Victim was Homosexual Relationship	109	501	68	8	0	0
Victim was In-law	258	845	416	11	0	2
Victim was Offender	104	821	30	0	0	0
Victim was Other Family Member	716	2,296	512	13	9	12
Victim was Parent	567	3,114	594	1	0	0
Victim was Sibling (brother or sister)	790	3,329	455	4	15	1
Victim was Spouse	2,355	13,015	2,580	142	0	1
Victim was Step-Child	175	697	68	4	7	6
Victim was Step-Parent	138	507	108	3	0	1
Victim was Step-Sibling	25	100	25	0	3	1
Total	6,884	32,237	6,491	366	67	39



A large, stylized fingerprint pattern in a light gray color serves as the background for the entire page. The ridges and valleys of the fingerprint are clearly visible, creating a textured, circular pattern that fills the frame.

STATEWIDE REPORTS

2003

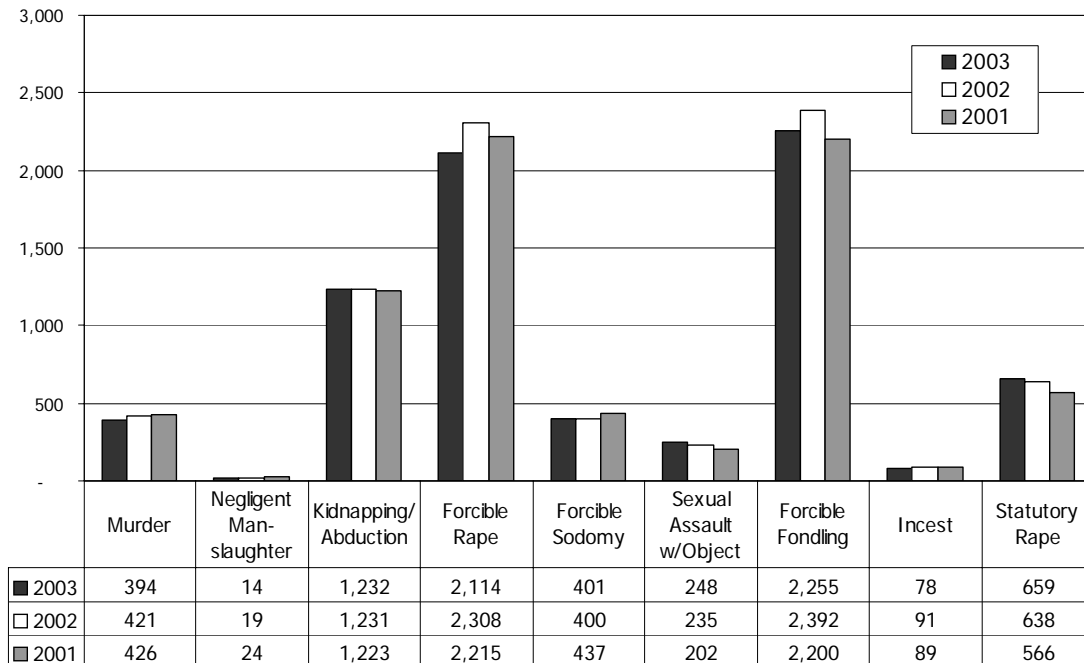
**THREE
YEAR
TRENDS**

Tennessee Statewide Three Year Comparison

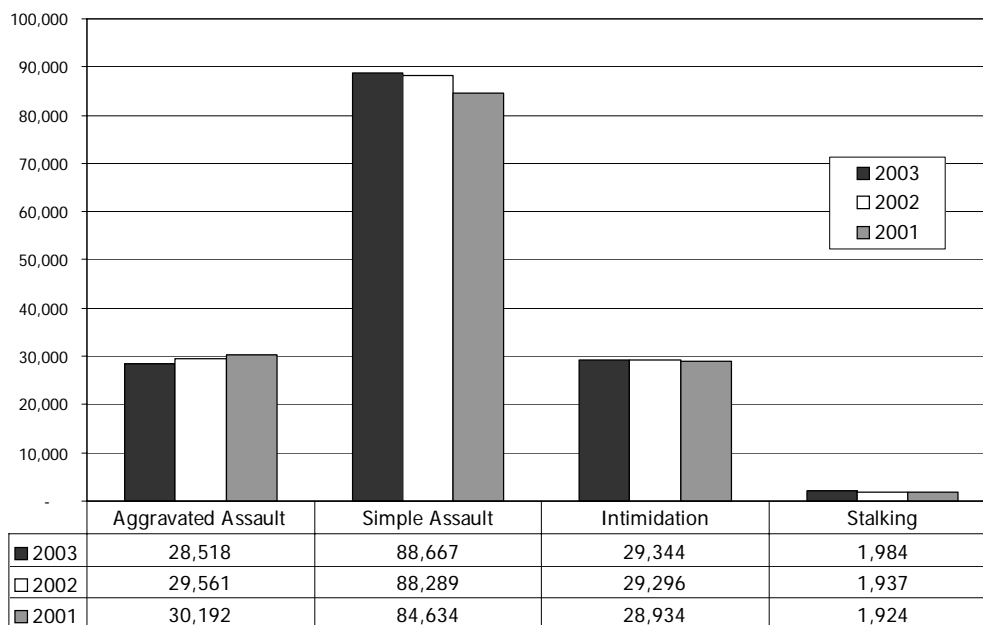
	Offenses Reported			Percent Change		
	2003	2002	2001	2002 to 2003	2001 to 2002	2001 to 2003
TIBRS Group A Offenses						
Crimes Against Persons - Total	155,908	156,818	153,066	-0.6%	2.5%	1.9%
Murder	394	421	426	-6.4%	-1.2%	-7.5%
Negligent Manslaughter	14	19	24	-26.3%	-20.8%	-41.7%
Kidnapping/Abduction	1,232	1,231	1,223	0.1%	0.7%	0.7%
Forcible Rape	2,114	2,308	2,215	-8.4%	4.2%	-4.6%
Forcible Sodomy	401	400	437	0.2%	-8.5%	-8.2%
Sexual Assault w/Object	248	235	202	5.5%	16.3%	22.8%
Forcible Fondling	2,255	2,392	2,200	-5.7%	8.7%	2.5%
Incest	78	91	89	-14.3%	2.2%	-12.4%
Statutory Rape	659	638	566	3.3%	12.7%	16.4%
Aggravated Assault	28,518	29,561	30,192	-3.5%	-2.1%	-5.5%
Simple Assault	88,667	88,289	84,634	0.4%	4.3%	4.8%
Intimidation	29,344	29,296	28,934	0.2%	1.3%	1.4%
Stalking	1,984	1,937	1,924	2.4%	0.7%	3.1%
Crimes Against Property - Total	378,845	369,953	377,440	2.4%	-2.0%	0.4%
Arson	1,567	1,547	1,734	1.3%	-10.8%	-9.6%
Bribery	24	26	32	-7.7%	-18.8%	-25.0%
Burglary	63,244	61,172	59,824	3.4%	2.3%	5.7%
Counterfeiting/Forgery	11,875	10,740	10,672	10.6%	0.6%	11.3%
Destruction/Damage/Vandalism	74,741	75,164	77,380	-0.6%	-2.9%	-3.4%
Embezzlement	2,152	2,181	2,512	-1.3%	-13.2%	-14.3%
Extortion/Blackmail	60	82	71	-26.8%	15.5%	-15.5%
Fraud - False Pretenses	12,045	11,246	10,631	7.1%	5.8%	13.3%
Fraud - Credit Card/ATM	3,411	3,510	3,364	-2.8%	4.3%	1.4%
Fraud - Impersonation	3,445	3,063	3,085	12.5%	-0.7%	11.7%
Fraud - Welfare	31	22	22	40.9%	0.0%	40.9%
Fraud - Wire	212	213	210	-0.5%	1.4%	1.0%
Motor Vehicle Theft	25,187	25,009	27,657	0.7%	-9.6%	-8.9%
Robbery	9,426	9,508	10,277	-0.9%	-7.5%	-8.3%
Stolen Property Offense	1,187	1,277	1,533	-7.0%	-16.7%	-22.6%
Theft - Pocket Picking	588	673	665	-12.6%	1.2%	-11.6%
Theft - Purse Snatching	665	667	760	-0.3%	-12.2%	-12.5%
Theft - Shoplifting	25,195	24,190	23,863	4.2%	1.4%	5.6%
Theft from Building	28,385	26,870	28,016	5.6%	-4.1%	1.3%
Theft from Coin Machine	1,638	1,522	1,931	7.6%	-21.2%	-15.2%
Theft from Motor Vehicle	40,045	38,651	41,818	3.6%	-7.6%	-4.2%
Theft of Motor Vehicle Parts	22,661	21,570	17,944	5.1%	20.2%	26.3%
Theft - All Other Larceny	51,061	51,050	53,439	0.0%	-4.5%	-4.4%
Crimes Against Society - Total	62,296	53,909	49,236	15.6%	9.5%	26.5%
Drug/Narcotic Violations	36,510	31,068	30,007	17.5%	3.5%	21.7%
Drug/Narcotic Equipment Violations	17,616	14,430	12,292	22.1%	17.4%	43.3%
Gambling-Betting/Wagering	78	78	69	0.0%	13.0%	13.0%
Gambling-Operating/Promoting	78	70	44	11.4%	59.1%	77.3%
Gambling-Equipment Violation	208	238	137	-12.6%	73.7%	51.8%
Gambling-Sports Tampering	0	0	0	0.0%	0.0%	0.0%
Pornography/Obscene Materials	77	92	76	-16.3%	21.1%	1.3%
Prostitution	1,990	2,258	1,220	-11.9%	85.1%	63.1%
Prostitution-Assisting/Promoting	154	215	265	-28.4%	-18.9%	-41.9%
Weapon Law Violations	5,585	5,460	5,126	2.3%	6.5%	9.0%
Total Group A Offenses	597,049	580,680	579,742	2.8%	0.2%	3.0%



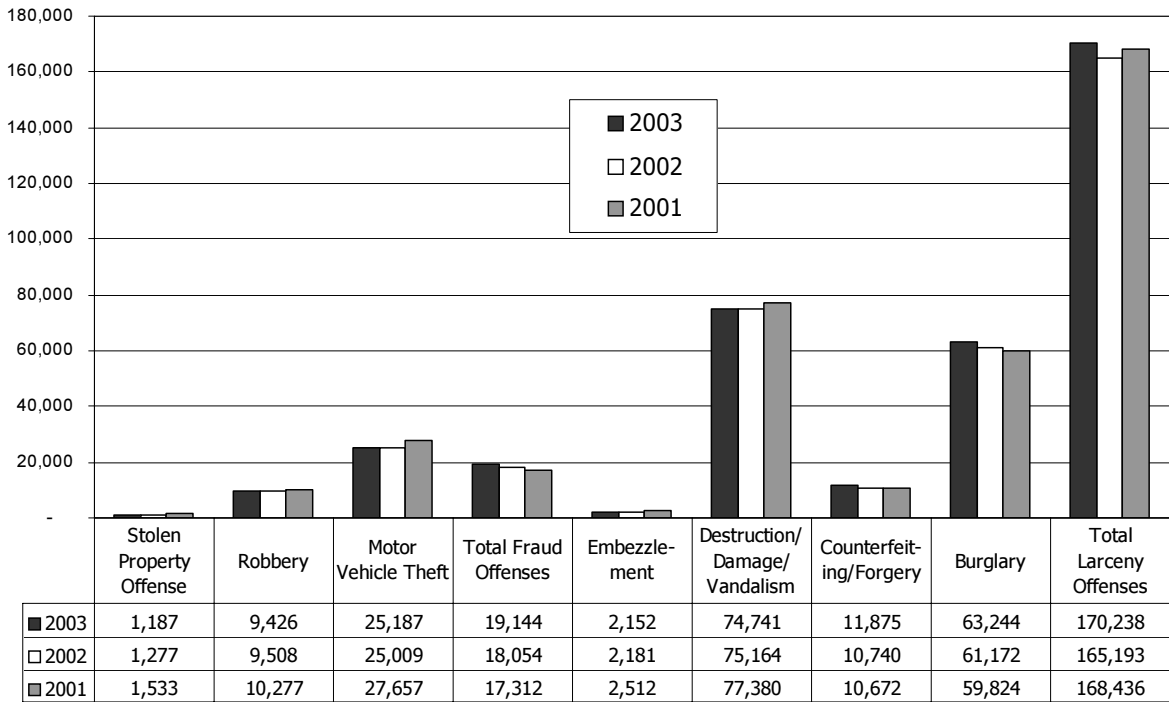
Crimes Against Persons - 3 Year Comparison (excluding Assault Offenses)



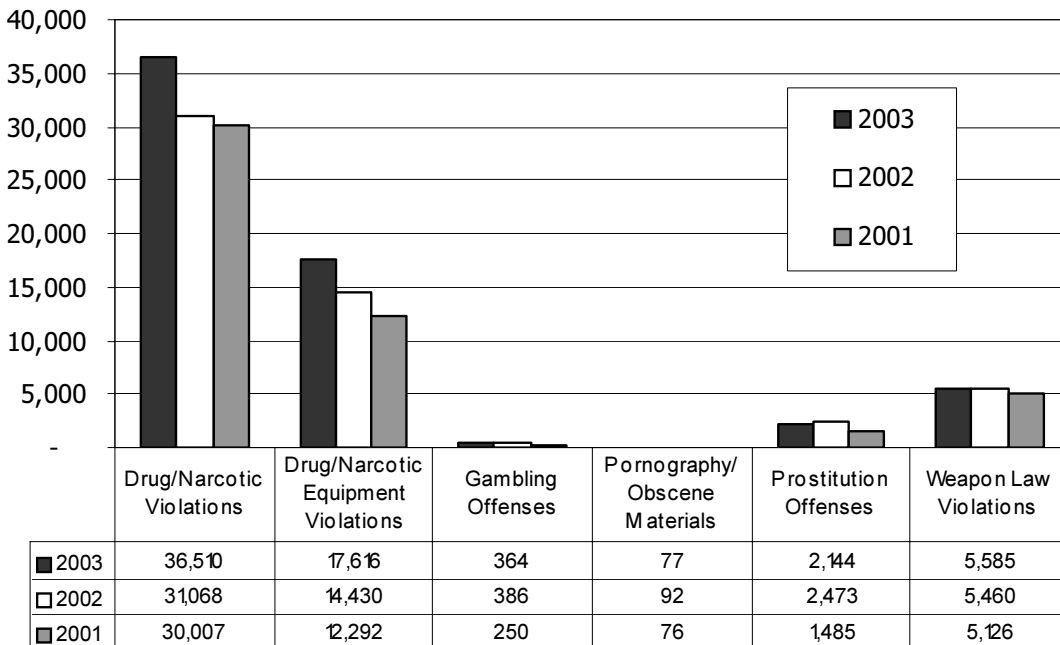
Crimes Against Persons - 3 Year Comparison (Assault Offenses)



Crimes Against Property - 3 Year Comparison



Crimes Against Society - 3 Year Comparison



Adult Arrests — Three Year Comparison

	Arrests			Percent Change		
	2003	2002	2001	2002 to 2003	2001 to 2002	2001 to 2003
TIBRS Group A Arrests						
Crimes Against Persons - Total	37,783	37,864	36,141	-0.2%	476.7%	454.3%
Murder	288	338	281	-14.8%	20.3%	2.5%
Negligent Manslaughter	12	15	14	-20.0%	7.1%	-14.3%
Kidnapping/Abduction	313	283	265	10.6%	6.8%	18.1%
Forcible Rape	280	323	289	-13.3%	11.8%	-3.1%
Forcible Sodomy	26	41	26	-36.6%	57.7%	0.0%
Sexual Assault w/Object	39	28	28	39.3%	0.0%	39.3%
Forcible Fondling	256	256	255	0.0%	0.4%	0.4%
Incest	13	26	12	-50.0%	116.7%	8.3%
Statutory Rape	210	216	183	-2.8%	18.0%	14.8%
Aggravated Assault	10,201	10,464	9,921	-2.5%	5.5%	2.8%
Simple Assault	23,712	23,417	22,557	1.3%	3.8%	5.1%
Intimidation	2,150	2,146	2,026	0.2%	5.9%	6.1%
Stalking	283	311	284	-9.0%	9.5%	-0.4%
Crimes Against Property - Total	37,967	35,367	33,856	7.4%	4.5%	12.1%
Arson	185	285	263	-35.1%	8.4%	-29.7%
Bribery	12	11	14	9.1%	-21.4%	-14.3%
Burglary	4,525	4,009	3,788	12.9%	5.8%	19.5%
Counterfeiting/Forgery	2,887	2,817	2,640	2.5%	6.7%	9.4%
Destruction/Damage/Vandalism	2,567	2,612	2,579	-1.7%	1.3%	-0.5%
Embezzlement	419	432	419	-3.0%	3.1%	0.0%
Extortion/Blackmail	17	8	22	112.5%	-63.6%	-22.7%
Fraud - False Pretenses	1,364	1,344	1,224	1.5%	9.8%	11.4%
Fraud - Credit Card/ATM	262	235	263	11.5%	-10.6%	-0.4%
Fraud - Impersonation	1,482	1,249	1,288	18.7%	-3.0%	15.1%
Fraud - Welfare	3	9	11	-66.7%	-18.2%	-72.7%
Fraud - Wire	13	20	7	-35.0%	185.7%	85.7%
Motor Vehicle Theft	2,209	2,158	1,852	2.4%	16.5%	19.3%
Robbery	1,428	1,482	1,503	-3.6%	-1.4%	-5.0%
Stolen Property Offense	723	572	411	26.4%	39.2%	75.9%
Theft - Pocket Picking	80	41	217	95.1%	-81.1%	-63.1%
Theft - Purse Snatching	59	62	71	-4.8%	-12.7%	-16.9%
Theft - Shoplifting	11,819	10,818	10,530	9.3%	2.7%	12.2%
Theft from Building	1,937	1,625	1,480	19.2%	9.8%	30.9%
Theft from Coin Machine	119	126	106	-5.6%	18.9%	12.3%
Theft from Motor Vehicle	1,270	1,162	1,045	9.3%	11.2%	21.5%
Theft of Motor Vehicle Parts	463	453	348	2.2%	30.2%	33.0%
Theft - All Other Larceny	4,124	3,837	3,775	7.5%	1.6%	9.2%
Crimes Against Society - Total	41,086	35,195	33,418	16.7%	5.3%	22.9%
Drug/Narcotic Violations	30,815	25,681	24,980	20.0%	2.8%	23.4%
Drug/Narcotic Equipment Violations	5,852	4,751	4,209	23.2%	12.9%	39.0%
Gambling-Betting/Wagering	117	69	71	69.6%	-2.8%	64.8%
Gambling-Operating/Promoting	44	55	22	-20.0%	150.0%	100.0%
Gambling-Equipment Violation	75	84	68	-10.7%	23.5%	10.3%
Gambling-Sports Tampering	0	0	0	0.0%	0.0%	0.0%
Pornography/Obscene Materials	17	15	25	13.3%	-40.0%	-32.0%
Prostitution	1,716	1,929	1,301	-11.0%	48.3%	31.9%
Prostitution-Assisting/Promoting	44	86	199	-48.8%	-56.8%	-77.9%
Weapon Law Violations	2,406	2,525	2,543	-4.7%	-0.7%	-5.4%
Total Group A Arrests	116,836	108,426	103,415	7.8%	4.8%	13.0%



Juvenile Arrests — Three Year Comparison

	Arrests			Percent Change		
	2003	2002	2001	2002 to 2003	2001 to 2002	2001 to 2003
TIBRS Group A Arrests						
Crimes Against Persons - Total	5,652	5,017	4,547	12.7%	10.3%	24.3%
Murder	28	15	8	86.7%	87.5%	250.0%
Negligent Manslaughter	1	2	2	-50.0%	0.0%	-50.0%
Kidnapping/Abduction	8	8	23	0.0%	-65.2%	-65.2%
Forcible Rape	77	60	87	28.3%	-31.0%	-11.5%
Forcible Sodomy	28	16	14	75.0%	14.3%	100.0%
Sexual Assault w/Object	15	18	19	-16.7%	-5.3%	-21.1%
Forcible Fondling	115	97	92	18.6%	5.4%	25.0%
Incest	7	3	6	133.3%	-50.0%	16.7%
Statutory Rape	1	4	2	-75.0%	100.0%	-50.0%
Aggravated Assault	921	965	890	-4.6%	8.4%	3.5%
Simple Assault	3,905	3,342	2,915	16.8%	14.6%	34.0%
Intimidation	543	482	478	12.7%	0.8%	13.6%
Stalking	3	5	11	-40.0%	-54.5%	-72.7%
Crimes Against Property - Total	8,351	8,774	8,858	-4.8%	-0.9%	-5.7%
Arson	94	86	78	9.3%	10.3%	20.5%
Bribery	0	0	1	0.0%	-100.0%	-100.0%
Burglary	1,100	1,256	1,093	-12.4%	14.9%	0.6%
Counterfeiting/Forgery	64	78	108	-17.9%	-27.8%	-40.7%
Destruction/Damage/Vandalism	1,418	1,183	1,184	19.9%	-0.1%	19.8%
Embezzlement	29	27	39	7.4%	-30.8%	-25.6%
Extortion/Blackmail	3	6	2	-50.0%	200.0%	50.0%
Fraud - False Pretenses	48	41	39	17.1%	5.1%	23.1%
Fraud - Credit Card/ATM	15	20	21	-25.0%	-4.8%	-28.6%
Fraud - Impersonation	102	86	108	18.6%	-20.4%	-5.6%
Fraud - Welfare	0	0	0	0.0%	0.0%	0.0%
Fraud - Wire	1	0	0	100.0%	0.0%	100.0%
Motor Vehicle Theft	568	601	645	-5.5%	-6.8%	-11.9%
Robbery	273	297	292	-8.1%	1.7%	-6.5%
Stolen Property Offense	123	88	96	39.8%	-8.3%	28.1%
Theft - Pocket Picking	12	18	68	-33.3%	-73.5%	-82.4%
Theft - Purse Snatching	10	13	17	-23.1%	-23.5%	-41.2%
Theft - Shoplifting	3,014	3,552	3,558	-15.1%	-0.2%	-15.3%
Theft from Building	375	345	337	8.7%	2.4%	11.3%
Theft from Coin Machine	25	15	16	66.7%	-6.3%	56.3%
Theft from Motor Vehicle	318	282	315	12.8%	-10.5%	1.0%
Theft of Motor Vehicle Parts	92	120	115	-23.3%	4.3%	-20.0%
Theft - All Other Larceny	667	660	726	1.1%	-9.1%	-8.1%
Crimes Against Society - Total	3,666	3,506	3,806	4.6%	-7.9%	-3.7%
Drug/Narcotic Violations	2,816	2,687	2,912	4.8%	-7.7%	-3.3%
Drug/Narcotic Equipment Violations	242	229	267	5.7%	-14.2%	-9.4%
Gambling-Betting/Wagering	33	42	19	-21.4%	121.1%	73.7%
Gambling-Operating/Promoting	0	0	1	0.0%	-100.0%	-100.0%
Gambling-Equipment Violation	2	6	13	-66.7%	-53.8%	-84.6%
Gambling-Sports Tampering	0	0	0	0.0%	0.0%	0.0%
Pornography/Obscene Materials	1	1	2	0.0%	-50.0%	-50.0%
Prostitution	8	15	16	-46.7%	-6.3%	-50.0%
Prostitution-Assisting/Promoting	0	0	5	0.0%	-100.0%	-100.0%
Weapon Law Violations	564	526	571	7.2%	-7.9%	-1.2%
Total Group A Arrests	17,669	17,297	17,211	2.2%	0.5%	2.7%



Total Victims - Three Year Comparison

TIBRS Group A Offenses	Victims			Percent Change		
	2003	2002	2001	2002 to 2003	2001 to 2002	2001 to 2003
Crimes Against Persons - Total	155,908	156,818	153,066	-0.6%	2.5%	1.9%
Murder	394	421	426	-6.4%	-1.2%	-7.5%
Negligent Manslaughter	14	19	24	-26.3%	-20.8%	-41.7%
Kidnapping/Abduction	1,232	1,231	1,223	0.1%	0.7%	0.7%
Forcible Rape	2,114	2,308	2,215	-8.4%	4.2%	-4.6%
Forcible Sodomy	401	400	437	0.2%	-8.5%	-8.2%
Sexual Assault w/Object	248	235	202	5.5%	16.3%	22.8%
Forcible Fondling	2,255	2,392	2,200	-5.7%	8.7%	2.5%
Incest	78	91	89	-14.3%	2.2%	-12.4%
Statutory Rape	659	638	566	3.3%	12.7%	16.4%
Aggravated Assault	28,518	29,561	30,192	-3.5%	-2.1%	-5.5%
Simple Assault	88,667	88,289	84,634	0.4%	4.3%	4.8%
Intimidation	29,344	29,296	28,934	0.2%	1.3%	1.4%
Stalking	1,984	1,937	1,924	2.4%	0.7%	3.1%
Crimes Against Property - Total	292,829	286,442	287,185	2.2%	-0.3%	2.0%
Arson	1,359	1,338	1,451	1.6%	-7.8%	-6.3%
Bribery	21	21	31	0.0%	-32.3%	-32.3%
Burglary	53,374	50,779	49,016	5.1%	3.6%	8.9%
Counterfeiting/Forgery	6,817	5,831	4,911	16.9%	18.7%	38.8%
Destruction/Damage/Vandalism	63,795	64,582	65,688	-1.2%	-1.7%	-2.9%
Embezzlement	135	124	172	8.9%	-27.9%	-21.5%
Extortion/Blackmail	61	78	77	-21.8%	1.3%	-20.8%
Fraud - False Pretenses	4,650	4,688	4,824	-0.8%	-2.8%	-3.6%
Fraud - Credit Card/ATM	2,731	2,818	2,771	-3.1%	1.7%	-1.4%
Fraud - Impersonation	2,976	2,657	2,679	12.0%	-0.8%	11.1%
Fraud - Welfare	9	10	11	-10.0%	-9.1%	-18.2%
Fraud - Wire	166	164	174	1.2%	-5.7%	-4.6%
Motor Vehicle Theft	23,614	23,683	24,983	-0.3%	-5.2%	-5.5%
Robbery	10,708	11,012	10,996	-2.8%	0.1%	-2.6%
Stolen Property Offense	726	673	651	7.9%	3.4%	11.5%
Theft - Pocket Picking	576	656	655	-12.2%	0.2%	-12.1%
Theft - Purse Snatching	674	669	761	0.7%	-12.1%	-11.4%
Theft - Shoplifting	204	173	413	17.9%	-58.1%	-50.6%
Theft from Building	24,146	22,031	22,778	9.6%	-3.3%	6.0%
Theft from Coin Machine	154	183	229	-15.8%	-20.1%	-32.8%
Theft from Motor Vehicle	40,147	38,697	41,470	3.7%	-6.7%	-3.2%
Theft of Motor Vehicle Parts	21,216	20,154	16,593	5.3%	21.5%	27.9%
Theft - All Other Larceny	34,570	35,421	35,851	-2.4%	-1.2%	-3.6%
Total Individual Victims	448,737	443,260	440,251	1.2%	0.7%	1.9%



Adult Victims — Three Year Comparison

	Adult Victims			Percent Change		
	2003	2002	2001	2002 to 2003	2001 to 2002	2001 to 2003
TIBRS Group A Offenses						
Crimes Against Persons - Total	131,764	132,482	130,320	-0.5%	165.9%	110.8%
Murder	372	392	399	-5.1%	-1.8%	-6.8%
Negligent Manslaughter	11	16	16	-31.3%	0.0%	-31.3%
Kidnapping/Abduction	822	791	799	3.9%	-1.0%	2.9%
Forcible Rape	1,209	1,317	1,314	-8.2%	0.2%	-8.0%
Forcible Sodomy	124	116	157	6.9%	-26.1%	-21.0%
Sexual Assault w/Object	88	74	82	18.9%	-9.8%	7.3%
Forcible Fondling	622	634	636	-1.9%	-0.3%	-2.2%
Incest	10	14	21	-28.6%	-33.3%	-52.4%
Statutory Rape	4	10	11	-60.0%	-9.1%	-63.6%
Aggravated Assault	24,908	25,786	26,406	-3.4%	-2.3%	-5.7%
Simple Assault	74,772	74,637	72,179	0.2%	3.4%	3.6%
Intimidation	26,976	26,920	26,514	0.2%	1.5%	1.7%
Stalking	1,846	1,775	1,786	4.0%	-0.6%	3.4%
Crimes Against Property - Total	286,401	279,743	280,173	2.4%	-0.2%	2.2%
Arson	1,323	1,292	1,414	2.4%	-8.6%	-6.4%
Bribery	19	21	29	-9.5%	-27.6%	-34.5%
Burglary	52,834	50,269	48,459	5.1%	3.7%	9.0%
Counterfeiting/Forgery	6,787	5,800	4,866	17.0%	19.2%	39.5%
Destruction/Damage/Vandalism	62,577	63,353	64,317	-1.2%	-1.5%	-2.7%
Embezzlement	134	124	171	8.1%	-27.5%	-21.6%
Extortion/Blackmail	55	70	65	-21.4%	7.7%	-15.4%
Fraud - False Pretenses	4,613	4,664	4,781	-1.1%	-2.4%	-3.5%
Fraud - Credit Card/ATM	2,717	2,803	2,763	-3.1%	1.4%	-1.7%
Fraud - Impersonation	2,897	2,586	2,632	12.0%	-1.7%	10.1%
Fraud - Welfare	9	10	11	-10.0%	-9.1%	-18.2%
Fraud - Wire	164	162	173	1.2%	-6.4%	-5.2%
Motor Vehicle Theft	23,460	23,503	24,821	-0.2%	-5.3%	-5.5%
Robbery	10,027	10,327	10,226	-2.9%	1.0%	-1.9%
Stolen Property Offense	716	668	647	7.2%	3.2%	10.7%
Theft - Pocket Picking	555	625	642	-11.2%	-2.6%	-13.6%
Theft - Purse Snatching	661	649	747	1.8%	-13.1%	-11.5%
Theft - Shoplifting	201	172	404	16.9%	-57.4%	-50.2%
Theft from Building	22,958	21,027	21,731	9.2%	-3.2%	5.6%
Theft from Coin Machine	153	182	227	-15.9%	-19.8%	-32.6%
Theft from Motor Vehicle	39,238	37,660	40,360	4.2%	-6.7%	-2.8%
Theft of Motor Vehicle Parts	20,743	19,548	16,031	6.1%	21.9%	29.4%
Theft - All Other Larceny	33,560	34,228	34,656	-2.0%	-1.2%	-3.2%
Total Group A Victims	418,165	412,225	410,493	1.4%	0.4%	1.9%



Juvenile Victims — Three Year Comparison

	Juvenile Victims			Percent Change		
	2003	2002	2001	2002 to 2003	2001 to 2002	2001 to 2003
TIBRS Group A Offenses						
Crimes Against Persons - Total	24,144	24,336	22,746	-0.8%	7.0%	6.1%
Murder	22	29	27	-24.1%	7.4%	-18.5%
Negligent Manslaughter	3	3	8	0.0%	-62.5%	-62.5%
Kidnapping/Abduction	410	440	424	-6.8%	3.8%	-3.3%
Forcible Rape	905	991	901	-8.7%	10.0%	0.4%
Forcible Sodomy	277	284	280	-2.5%	1.4%	-1.1%
Sexual Assault w/Object	160	161	120	-0.6%	34.2%	33.3%
Forcible Fondling	1,633	1,758	1,564	-7.1%	12.4%	4.4%
Incest	68	77	68	-11.7%	13.2%	0.0%
Statutory Rape	655	628	555	4.3%	13.2%	18.0%
Aggravated Assault	3,610	3,775	3,786	-4.4%	-0.3%	-4.6%
Simple Assault	13,895	13,652	12,455	1.8%	9.6%	11.6%
Intimidation	2,368	2,376	2,420	-0.3%	-1.8%	-2.1%
Stalking	138	162	138	-14.8%	17.4%	0.0%
Crimes Against Property - Total	6,428	6,699	7,012	-4.0%	-4.5%	-8.3%
Arson	36	46	37	-21.7%	24.3%	-2.7%
Bribery	2	0	2	0.0%	-100.0%	0.0%
Burglary	540	510	557	5.9%	-8.4%	-3.1%
Counterfeiting/Forgery	30	31	45	-3.2%	-31.1%	-33.3%
Destruction/Damage/Vandalism	1,218	1,229	1,371	-0.9%	-10.4%	-11.2%
Embezzlement	1	0	1	100.0%	-100.0%	0.0%
Extortion/Blackmail	6	8	12	-25.0%	-33.3%	-50.0%
Fraud - False Pretenses	37	24	43	54.2%	-44.2%	-14.0%
Fraud - Credit Card/ATM	14	15	8	-6.7%	87.5%	75.0%
Fraud - Impersonation	79	71	47	11.3%	51.1%	68.1%
Fraud - Welfare	0	0	0	0.0%	0.0%	0.0%
Fraud - Wire	2	2	1	100.0%	0.0%	100.0%
Motor Vehicle Theft	154	180	162	-14.4%	11.1%	-4.9%
Robbery	681	685	770	-0.6%	-11.0%	-11.6%
Stolen Property Offense	10	5	4	100.0%	25.0%	150.0%
Theft - Pocket Picking	21	31	13	-32.3%	138.5%	61.5%
Theft - Purse Snatching	13	20	14	-35.0%	42.9%	-7.1%
Theft - Shoplifting	3	1	9	200.0%	-88.9%	-66.7%
Theft from Building	1,188	1,004	1,047	18.3%	-4.1%	13.5%
Theft from Coin Machine	1	1	2	0.0%	-50.0%	-50.0%
Theft from Motor Vehicle	909	1,037	1,110	-12.3%	-6.6%	-18.1%
Theft of Motor Vehicle Parts	473	606	562	-21.9%	7.8%	-15.8%
Theft - All Other Larceny	1,010	1,193	1,195	-15.3%	-0.2%	-15.5%
Total Individual Victims	30,572	31,035	29,758	-1.5%	4.3%	2.7%





SHERIFF'S DEPARTMENTS

2003

Anderson County Sheriff's Department

2002 Population Estimate 71,627
No. of Municipal Police Depts. 4

Offense Overview

Offense Total 1,961
 Number Cleared 268
 Percent Cleared 13.7%

Group A Crimes per 100,000 population 2,737.8

Arrest Overview

Total Arrests 793
 Adult Arrests 784
 Juvenile Arrests 7
 Unknown Age 2

Arrests per 100,000 population 1,107.1

Avg. number offenses/incident 1.06

Domestic Violence Victims

Offense	Total	Arrests
Murder	0	0
Aggravated Assault	18	15
Simple Assault	29	30
Intimidation	1	0
Stalking	0	0
Forcible Rape	0	0
Forcible Sodomy	0	0
Sexual Assault w/Object	0	0
Forcible Fondling	0	0
Incest	0	0
Statutory Rape	0	0
Kidnapping/Abduction	0	0
Total	48	45

TIBRS Group B Arrests

Offense	Adult	Juvenile
Bad Checks	0	0
Curfew/Vagrancy	0	0
Disorderly Conduct	0	0
DUI	72	0
Drunkenness	44	0
Family-Non Violent	0	0
Liquor Law Violation	1	0
Peeping Tom	0	0
Runaway	0	0
Trespass	3	0
All Other Offense	436	0
Total Group B	556	0

TIBRS Group A Offenses	Offenses		Arrests	
	Reported	Cleared	Adult	Juvenile
Crimes Against Persons				
Murder	2	2	2	0
Negligent Manslaughter	0	0	0	0
Kidnapping/Abduction	0	0	0	0
Forcible Rape	6	0	0	0
Forcible Sodomy	0	0	0	0
Sexual Assault w/Object	0	0	0	0
Forcible Fondling	9	1	1	0
Incest	5	0	0	0
Statutory Rape	1	0	0	0
Aggravated Assault	93	36	28	1
Simple Assault	253	51	45	4
Intimidation	175	2	2	0
Stalking	3	0	0	0
Crimes Against Property				
Arson	10	2	2	0
Bribery	0	0	0	0
Burglary	375	10	18	0
Counterfeiting/Forgery	9	0	0	0
Destruction/Damage/Vandalism	185	6	3	0
Embezzlement	1	0	0	0
Extortion/Blackmail	0	0	0	0
Fraud - False Pretenses	7	0	0	0
Fraud - Credit Card/ATM	9	0	0	0
Fraud - Impersonation	10	4	4	0
Fraud - Welfare	0	0	0	0
Fraud - Wire	0	0	0	0
Motor Vehicle Theft	82	6	3	2
Robbery	12	3	2	0
Stolen Property Offense	0	0	0	0
Theft - Pocket Picking	1	0	0	0
Theft - Purse Snatching	0	0	0	0
Theft - Shoplifting	31	2	3	0
Theft from Building	18	0	0	0
Theft from Coin Machine	7	0	0	0
Theft from Motor Vehicle	108	1	1	0
Theft of Motor Vehicle Parts	84	0	0	0
Theft - All Other Larceny	329	7	6	0
Crimes Against Society				
Drug/Narcotic Violations	94	94	89	0
Drug/Narcotic Equipment Violations	35	34	17	0
Gambling-Betting/Wagering	0	0	0	0
Gambling-Operating/Promoting	0	0	0	0
Gambling-Equipment Violation	0	0	0	0
Gambling-Sports Tampering	0	0	0	0
Pornography/Obscene Materials	0	0	0	0
Prostitution	0	0	0	0
Prostitution-Assisting/Promoting	0	0	0	0
Weapon Law Violations	7	7	2	0
Total Group A Offenses	1,961	268	228	7



Bedford County Sheriff's Department

2002 Population Estimate 39,408
 No. of Municipal Police Depts. 2

Offense Overview

Offense Total 505
 Number Cleared 146
 Percent Cleared 28.9%

Group A Crimes per 100,000 population 1,281.5

Arrest Overview

Total Arrests 236
 Adult Arrests 214
 Juvenile Arrests 22
 Unknown Age 0

Arrests per 100,000 population 598.9

Avg. number offenses/incident 1.11

Domestic Violence Victims

Offense	Total	Arrests
Murder	0	0
Aggravated Assault	16	11
Simple Assault	50	35
Intimidation	26	4
Stalking	0	0
Forcible Rape	2	2
Forcible Sodomy	0	0
Sexual Assault w/Object	0	0
Forcible Fondling	0	0
Incest	1	0
Statutory Rape	0	0
Kidnapping/Abduction	0	0
Total	95	52

TIBRS Group B Arrests

Offense	Adult	Juvenile
Bad Checks	0	0
Curfew/Vagrancy	0	0
Disorderly Conduct	5	2
DUI	28	0
Drunkenness	33	0
Family-Non Violent	5	0
Liquor Law Violation	8	4
Peeping Tom	0	0
Runaway	0	3
Trespass	4	0
All Other Offense	15	5
Total Group B	98	14

TIBRS Group A Offenses	Offenses		Arrests	
	Reported	Cleared	Adult	Juvenile
Crimes Against Persons				
Murder	0	0	0	0
Negligent Manslaughter	0	0	0	0
Kidnapping/Abduction	0	0	0	0
Forcible Rape	2	2	2	0
Forcible Sodomy	0	0	0	0
Sexual Assault w/Object	0	0	0	0
Forcible Fondling	0	0	0	0
Incest	1	1	0	0
Statutory Rape	3	3	3	0
Aggravated Assault	30	24	18	0
Simple Assault	80	62	50	4
Intimidation	39	6	4	0
Stalking	0	0	0	0
Crimes Against Property				
Arson	8	3	1	2
Bribery	0	0	0	0
Burglary	91	7	10	0
Counterfeiting/Forgery	5	0	0	0
Destruction/Damage/Vandalism	50	3	0	1
Embezzlement	0	0	0	0
Extortion/Blackmail	0	0	0	0
Fraud - False Pretenses	1	0	0	0
Fraud - Credit Card/ATM	1	0	0	0
Fraud - Impersonation	5	2	0	1
Fraud - Welfare	0	0	0	0
Fraud - Wire	0	0	0	0
Motor Vehicle Theft	17	3	2	0
Robbery	1	0	0	0
Stolen Property Offense	0	0	0	0
Theft - Pocket Picking	0	0	0	0
Theft - Purse Snatching	0	0	0	0
Theft - Shoplifting	1	1	1	0
Theft from Building	44	1	0	0
Theft from Coin Machine	0	0	0	0
Theft from Motor Vehicle	26	1	0	0
Theft of Motor Vehicle Parts	17	0	0	0
Theft - All Other Larceny	56	0	1	0
Crimes Against Society				
Drug/Narcotic Violations	21	21	22	0
Drug/Narcotic Equipment Violations	5	5	2	0
Gambling-Betting/Wagering	0	0	0	0
Gambling-Operating/Promoting	0	0	0	0
Gambling-Equipment Violation	0	0	0	0
Gambling-Sports Tampering	0	0	0	0
Pornography/Obscene Materials	0	0	0	0
Prostitution	0	0	0	0
Prostitution-Assisting/Promoting	0	0	0	0
Weapon Law Violations	1	1	0	0
Total Group A Offenses	505	146	116	8



Benton County Sheriff's Department

2002 Population Estimate 16,483
 No. of Municipal Police Depts. 2

Offense Overview

Offense Total 454
 Number Cleared 239
 Percent Cleared 52.6%

Group A Crimes per 100,000 population 2,754.4

Arrest Overview

Total Arrests 566
 Adult Arrests 548
 Juvenile Arrests 18
 Unknown Age 0

Arrests per 100,000 population 3,433.8

Avg. number offenses/incident 1.20

Domestic Violence Victims

Offense	Total	Arrests
Murder	0	0
Aggravated Assault	9	8
Simple Assault	22	19
Intimidation	3	1
Stalking	2	2
Forcible Rape	0	0
Forcible Sodomy	0	0
Sexual Assault w/Object	0	0
Forcible Fondling	0	0
Incest	0	0
Statutory Rape	0	0
Kidnapping/Abduction	0	0
Total	36	30

TIBRS Group B Arrests

Offense	Adult	Juvenile
Bad Checks	147	0
Curfew/Vagrancy	0	0
Disorderly Conduct	4	1
DUI	34	0
Drunkenness	11	0
Family-Non Violent	1	0
Liquor Law Violation	5	0
Peeping Tom	0	0
Runaway	0	0
Trespass	3	0
All Other Offense	153	1
Total Group B	358	2

TIBRS Group A Offenses	Offenses		Arrests	
	Reported	Cleared	Adult	Juvenile
Crimes Against Persons				
Murder	0	0	0	0
Negligent Manslaughter	0	0	0	0
Kidnapping/Abduction	0	0	0	0
Forcible Rape	1	0	0	0
Forcible Sodomy	1	1	1	0
Sexual Assault w/Object	0	0	0	0
Forcible Fondling	3	3	2	0
Incest	0	0	0	0
Statutory Rape	1	1	1	0
Aggravated Assault	24	23	18	1
Simple Assault	46	41	38	1
Intimidation	12	8	5	1
Stalking	5	5	2	0
Crimes Against Property				
Arson	1	0	0	0
Bribery	0	0	0	0
Burglary	85	12	14	8
Counterfeiting/Forgery	2	2	2	0
Destruction/Damage/Vandalism	60	16	9	3
Embezzlement	0	0	0	0
Extortion/Blackmail	0	0	0	0
Fraud - False Pretenses	5	2	2	0
Fraud - Credit Card/ATM	0	0	0	0
Fraud - Impersonation	1	1	0	0
Fraud - Welfare	0	0	0	0
Fraud - Wire	0	0	0	0
Motor Vehicle Theft	23	6	5	0
Robbery	2	0	0	0
Stolen Property Offense	0	0	0	0
Theft - Pocket Picking	0	0	0	0
Theft - Purse Snatching	0	0	0	0
Theft - Shoplifting	2	0	0	0
Theft from Building	12	1	0	0
Theft from Coin Machine	0	0	0	0
Theft from Motor Vehicle	15	0	0	0
Theft of Motor Vehicle Parts	4	0	0	0
Theft - All Other Larceny	36	7	8	0
Crimes Against Society				
Drug/Narcotic Violations	60	59	59	2
Drug/Narcotic Equipment Violations	46	44	16	0
Gambling-Betting/Wagering	0	0	0	0
Gambling-Operating/Promoting	0	0	0	0
Gambling-Equipment Violation	0	0	0	0
Gambling-Sports Tampering	0	0	0	0
Pornography/Obscene Materials	0	0	0	0
Prostitution	0	0	0	0
Prostitution-Assisting/Promoting	0	0	0	0
Weapon Law Violations	7	7	8	0
Total Group A Offenses	454	239	190	16



Bledsoe County Sheriff's Department

2002 Population Estimate 12,478
 No. of Municipal Police Depts. 1

Offense Overview

Offense Total 174
 Number Cleared 71
 Percent Cleared 40.8%

Group A Crimes per 100,000 population 1,394.5

Arrest Overview

Total Arrests 85
 Adult Arrests 74
 Juvenile Arrests 11
 Unknown Age 0

Arrests per 100,000 population 681.2

Avg. number offenses/incident 1.10

Domestic Violence Victims

Offense	Total	Arrests
Murder	0	0
Aggravated Assault	3	4
Simple Assault	8	2
Intimidation	1	1
Stalking	0	0
Forcible Rape	0	0
Forcible Sodomy	0	0
Sexual Assault w/Object	0	0
Forcible Fondling	0	0
Incest	0	0
Statutory Rape	0	0
Kidnapping/Abduction	0	0
Total	12	7

TIBRS Group B Arrests

Offense	Adult	Juvenile
Bad Checks	3	0
Curfew/Vagrancy	0	0
Disorderly Conduct	2	0
DUI	12	0
Drunkenness	7	0
Family-Non Violent	0	0
Liquor Law Violation	1	0
Peeping Tom	0	0
Runaway	0	0
Trespass	3	0
All Other Offense	19	8
Total Group B	47	8

TIBRS Group A Offenses	Offenses		Arrests	
	Reported	Cleared	Adult	Juvenile
Crimes Against Persons				
Murder	1	0	0	0
Negligent Manslaughter	0	0	0	0
Kidnapping/Abduction	0	0	0	0
Forcible Rape	0	0	0	0
Forcible Sodomy	0	0	0	0
Sexual Assault w/Object	0	0	0	0
Forcible Fondling	0	0	0	0
Incest	0	0	0	0
Statutory Rape	0	0	0	0
Aggravated Assault	13	11	4	1
Simple Assault	20	14	7	0
Intimidation	9	3	2	0
Stalking	0	0	0	0
Crimes Against Property				
Arson	1	1	0	0
Bribery	0	0	0	0
Burglary	28	5	1	0
Counterfeiting/Forgery	0	0	0	0
Destruction/Damage/Vandalism	20	2	1	0
Embezzlement	0	0	0	0
Extortion/Blackmail	0	0	0	0
Fraud - False Pretenses	0	0	0	0
Fraud - Credit Card/ATM	1	0	0	0
Fraud - Impersonation	0	0	0	0
Fraud - Welfare	0	0	0	0
Fraud - Wire	0	0	0	0
Motor Vehicle Theft	14	2	0	0
Robbery	0	0	0	0
Stolen Property Offense	0	0	0	0
Theft - Pocket Picking	0	0	0	0
Theft - Purse Snatching	2	1	0	1
Theft - Shoplifting	1	0	0	0
Theft from Building	14	2	0	1
Theft from Coin Machine	2	0	0	0
Theft from Motor Vehicle	4	0	0	0
Theft of Motor Vehicle Parts	4	0	0	0
Theft - All Other Larceny	9	0	0	0
Crimes Against Society				
Drug/Narcotic Violations	19	19	8	0
Drug/Narcotic Equipment Violations	8	7	2	0
Gambling-Betting/Wagering	0	0	0	0
Gambling-Operating/Promoting	0	0	0	0
Gambling-Equipment Violation	0	0	0	0
Gambling-Sports Tampering	0	0	0	0
Pornography/Obscene Materials	0	0	0	0
Prostitution	0	0	0	0
Prostitution-Assisting/Promoting	0	0	0	0
Weapon Law Violations	4	4	2	0
Total Group A Offenses	174	71	27	3



Blount County Sheriff's Department

2002 Population Estimate **109,849**
 No. of Municipal Police Depts. 4

Offense Overview

Offense Total 3,323
 Number Cleared 798
 Percent Cleared 24.0%

Group A Crimes per 100,000
 population 3,025.1

Arrest Overview

Total Arrests 1,215
 Adult Arrests 1,096
 Juvenile Arrests 119
 Unknown Age 0

Arrests per 100,000 population 1,106.1

Avg. number offenses/incident 1.13

Domestic Violence Victims

Offense	Total	Arrests
Murder	1	0
Aggravated Assault	98	48
Simple Assault	409	144
Intimidation	10	1
Stalking	0	0
Forcible Rape	23	0
Forcible Sodomy	3	0
Sexual Assault w/Object	0	0
Forcible Fondling	15	2
Incest	0	0
Statutory Rape	0	0
Kidnapping/Abduction	1	1
Total	560	196

TIBRS Group B Arrests

Offense	Adult	Juvenile
Bad Checks	0	0
Curfew/Vagrancy	0	1
Disorderly Conduct	15	2
DUI	208	0
Drunkenness	196	1
Family-Non Violent	4	0
Liquor Law Violation	2	2
Peeping Tom	0	0
Runaway	0	19
Trespass	3	0
All Other Offense	79	11
Total Group B	507	36

TIBRS Group A Offenses	Offenses		Arrests	
	Reported	Cleared	Adult	Juvenile
Crimes Against Persons				
Murder	4	2	2	0
Negligent Manslaughter	0	0	0	0
Kidnapping/Abduction	1	1	1	0
Forcible Rape	53	2	1	1
Forcible Sodomy	7	1	1	0
Sexual Assault w/Object	0	0	0	0
Forcible Fondling	28	3	2	1
Incest	0	0	0	0
Statutory Rape	12	3	4	0
Aggravated Assault	253	124	94	10
Simple Assault	779	289	211	19
Intimidation	71	13	3	3
Stalking	0	0	0	0
Crimes Against Property				
Arson	13	3	3	0
Bribery	0	0	0	0
Burglary	520	30	26	5
Counterfeiting/Forgery	13	2	1	0
Destruction/Damage/Vandalism	164	25	11	9
Embezzlement	1	0	0	0
Extortion/Blackmail	0	0	0	0
Fraud - False Pretenses	30	1	1	0
Fraud - Credit Card/ATM	11	1	0	0
Fraud - Impersonation	28	27	24	3
Fraud - Welfare	0	0	0	0
Fraud - Wire	0	0	0	0
Motor Vehicle Theft	181	21	12	5
Robbery	5	0	0	0
Stolen Property Offense	0	0	0	0
Theft - Pocket Picking	0	0	0	0
Theft - Purse Snatching	0	0	0	0
Theft - Shoplifting	7	7	8	0
Theft from Building	197	15	5	2
Theft from Coin Machine	30	2	3	0
Theft from Motor Vehicle	236	11	10	0
Theft of Motor Vehicle Parts	17	0	0	0
Theft - All Other Larceny	446	34	18	4
Crimes Against Society				
Drug/Narcotic Violations	127	111	109	15
Drug/Narcotic Equipment Violations	66	55	30	2
Gambling-Betting/Wagering	0	0	0	0
Gambling-Operating/Promoting	0	0	0	0
Gambling-Equipment Violation	1	0	0	0
Gambling-Sports Tampering	0	0	0	0
Pornography/Obscene Materials	1	0	0	0
Prostitution	2	2	2	0
Prostitution-Assisting/Promoting	0	0	0	0
Weapon Law Violations	19	13	7	4
Total Group A Offenses	3,323	798	589	83



Bradley County Sheriff's Department

2002 Population Estimate 89,677

No. of Municipal Police Depts. 2

Offense Overview

Offense Total 3,140

Number Cleared 1,173

Percent Cleared 37.4%

Group A Crimes per 100,000
population

3,501.5

Arrest Overview

Total Arrests 1,739

Adult Arrests 1,614

Juvenile Arrests 125

Unknown Age 0

Arrests per 100,000 population 1,939.2

Avg. number offenses/incident 1.19

Domestic Violence Victims

Offense	Total	Arrests
Murder	1	1
Aggravated Assault	80	51
Simple Assault	368	167
Intimidation	62	10
Stalking	0	0
Forcible Rape	2	0
Forcible Sodomy	0	0
Sexual Assault w/Object	0	0
Forcible Fondling	9	2
Incest	1	1
Statutory Rape	1	1
Kidnapping/Abduction	2	2
Total	526	235

TIBRS Group B Arrests

Offense	Adult	Juvenile
Bad Checks	54	0
Curfew/Vagrancy	0	0
Disorderly Conduct	39	12
DUI	125	0
Drunkenness	33	0
Family-Non Violent	130	0
Liquor Law Violation	15	0
Peeping Tom	0	0
Runaway	0	13
Trespass	21	0
All Other Offense	435	2
Total Group B	852	27

TIBRS Group A Offenses	Offenses		Arrests	
	Reported	Cleared	Adult	Juvenile
Crimes Against Persons				
Murder	2	2	2	0
Negligent Manslaughter	0	0	0	0
Kidnapping/Abduction	7	6	3	0
Forcible Rape	13	5	3	0
Forcible Sodomy	2	1	0	0
Sexual Assault w/Object	1	1	2	0
Forcible Fondling	25	13	3	6
Incest	1	1	1	0
Statutory Rape	8	4	5	0
Aggravated Assault	185	138	94	9
Simple Assault	644	316	207	34
Intimidation	164	25	18	0
Stalking	2	1	0	0
Crimes Against Property				
Arson	8	3	0	6
Bribery	0	0	0	0
Burglary	333	58	49	6
Counterfeiting/Forgery	56	30	18	1
Destruction/Damage/Vandalism	386	36	10	4
Embezzlement	5	3	4	0
Extortion/Blackmail	0	0	0	0
Fraud - False Pretenses	39	13	4	0
Fraud - Credit Card/ATM	15	5	1	0
Fraud - Impersonation	17	5	1	0
Fraud - Welfare	3	3	1	0
Fraud - Wire	1	0	0	0
Motor Vehicle Theft	111	20	11	2
Robbery	6	1	2	0
Stolen Property Offense	5	5	7	0
Theft - Pocket Picking	0	0	0	0
Theft - Purse Snatching	0	0	0	0
Theft - Shoplifting	34	12	10	0
Theft from Building	155	32	18	8
Theft from Coin Machine	6	0	0	0
Theft from Motor Vehicle	140	29	2	3
Theft of Motor Vehicle Parts	138	13	5	0
Theft - All Other Larceny	241	14	5	2
Crimes Against Society				
Drug/Narcotic Violations	239	234	269	17
Drug/Narcotic Equipment Violations	139	136	5	0
Gambling-Betting/Wagering	0	0	0	0
Gambling-Operating/Promoting	0	0	0	0
Gambling-Equipment Violation	0	0	0	0
Gambling-Sports Tampering	0	0	0	0
Pornography/Obscene Materials	1	1	1	0
Prostitution	0	0	0	0
Prostitution-Assisting/Promoting	0	0	0	0
Weapon Law Violations	8	7	1	0
Total Group A Offenses	3,140	1,173	762	98



Campbell County Sheriff's Department

2002 Population Estimate 40,013
No. of Municipal Police Depts. 4

Offense Overview

Offense Total 1,906
 Number Cleared 537
 Percent Cleared 28.2%

Group A Crimes per 100,000 population 4,763.5

Arrest Overview

Total Arrests 720
 Adult Arrests 709
 Juvenile Arrests 10
 Unknown Age 1

Arrests per 100,000 population 1,799.4

Avg. number offenses/incident 1.15

Domestic Violence Victims

Offense	Total	Arrests
Murder	1	0
Aggravated Assault	56	38
Simple Assault	156	87
Intimidation	61	8
Stalking	4	1
Forcible Rape	2	0
Forcible Sodomy	0	0
Sexual Assault w/Object	0	0
Forcible Fondling	4	0
Incest	1	0
Statutory Rape	0	0
Kidnapping/Abduction	1	1
Total	286	135

TIBRS Group B Arrests

Offense	Adult	Juvenile
Bad Checks	0	0
Curfew/Vagrancy	0	0
Disorderly Conduct	22	0
DUI	116	0
Drunkenness	106	0
Family-Non Violent	1	0
Liquor Law Violation	8	0
Peeping Tom	0	0
Runaway	0	0
Trespass	8	0
All Other Offense	40	2
Total Group B	301	2

TIBRS Group A Offenses	Offenses		Arrests	
	Reported	Cleared	Adult	Juvenile
Crimes Against Persons				
Murder	1	1	0	0
Negligent Manslaughter	0	0	0	0
Kidnapping/Abduction	3	3	3	0
Forcible Rape	3	0	0	0
Forcible Sodomy	2	0	0	0
Sexual Assault w/Object	1	0	0	0
Forcible Fondling	7	0	0	0
Incest	1	0	0	0
Statutory Rape	0	0	0	0
Aggravated Assault	128	72	62	3
Simple Assault	350	166	142	2
Intimidation	272	40	25	0
Stalking	12	2	2	0
Crimes Against Property				
Arson	4	0	0	0
Bribery	0	0	0	0
Burglary	231	8	9	0
Counterfeiting/Forgery	11	2	3	0
Destruction/Damage/Vandalism	229	20	9	1
Embezzlement	0	0	0	0
Extortion/Blackmail	0	0	0	0
Fraud - False Pretenses	15	8	10	0
Fraud - Credit Card/ATM	3	0	0	0
Fraud - Impersonation	3	0	0	0
Fraud - Welfare	0	0	0	0
Fraud - Wire	0	0	0	0
Motor Vehicle Theft	46	3	3	0
Robbery	1	0	0	0
Stolen Property Offense	2	1	1	0
Theft - Pocket Picking	1	0	0	0
Theft - Purse Snatching	0	0	0	0
Theft - Shoplifting	1	1	1	0
Theft from Building	129	3	0	0
Theft from Coin Machine	3	0	0	0
Theft from Motor Vehicle	69	1	0	0
Theft of Motor Vehicle Parts	30	0	0	0
Theft - All Other Larceny	139	4	5	0
Crimes Against Society				
Drug/Narcotic Violations	139	132	121	2
Drug/Narcotic Equipment Violations	57	57	3	0
Gambling-Betting/Wagering	0	0	0	0
Gambling-Operating/Promoting	0	0	0	0
Gambling-Equipment Violation	0	0	0	0
Gambling-Sports Tampering	0	0	0	0
Pornography/Obscene Materials	0	0	0	0
Prostitution	0	0	0	0
Prostitution-Assisting/Promoting	0	0	0	0
Weapon Law Violations	13	13	9	0
Total Group A Offenses	1,906	537	408	8



Cannon County Sheriff's Department

2002 Population Estimate 13,060
 No. of Municipal Police Depts. 1

Offense Overview

Offense Total 341
 Number Cleared 210
 Percent Cleared 61.6%

Group A Crimes per 100,000 population 2,611.0

Arrest Overview

Total Arrests 524
 Adult Arrests 507
 Juvenile Arrests 17
 Unknown Age 0

Arrests per 100,000 population 4,012.3

Avg. number offenses/incident 1.12

Domestic Violence Victims

Offense	Total	Arrests
Murder	0	0
Aggravated Assault	10	9
Simple Assault	41	43
Intimidation	5	5
Stalking	0	0
Forcible Rape	0	0
Forcible Sodomy	0	0
Sexual Assault w/Object	0	0
Forcible Fondling	0	0
Incest	0	0
Statutory Rape	0	0
Kidnapping/Abduction	0	0
Total	56	57

TIBRS Group B Arrests

Offense	Adult	Juvenile
Bad Checks	54	0
Curfew/Vagrancy	0	0
Disorderly Conduct	11	1
DUI	54	0
Drunkenness	13	1
Family-Non Violent	3	0
Liquor Law Violation	3	0
Peeping Tom	0	0
Runaway	0	0
Trespass	16	0
All Other Offense	154	1
Total Group B	308	3

TIBRS Group A Offenses	Offenses		Arrests	
	Reported	Cleared	Adult	Juvenile
Crimes Against Persons				
Murder	0	0	0	0
Negligent Manslaughter	0	0	0	0
Kidnapping/Abduction	0	0	0	0
Forcible Rape	0	0	0	0
Forcible Sodomy	0	0	0	0
Sexual Assault w/Object	0	0	0	0
Forcible Fondling	0	0	0	0
Incest	0	0	0	0
Statutory Rape	0	0	0	0
Aggravated Assault	27	26	25	0
Simple Assault	79	73	71	2
Intimidation	10	10	10	10
Stalking	1	0	0	0
Crimes Against Property				
Arson	0	0	0	0
Bribery	0	0	0	0
Burglary	50	8	9	0
Counterfeiting/Forgery	1	1	1	0
Destruction/Damage/Vandalism	33	7	5	0
Embezzlement	0	0	0	0
Extortion/Blackmail	0	0	0	0
Fraud - False Pretenses	3	3	3	0
Fraud - Credit Card/ATM	0	0	0	0
Fraud - Impersonation	0	0	0	0
Fraud - Welfare	0	0	0	0
Fraud - Wire	0	0	0	0
Motor Vehicle Theft	18	4	4	0
Robbery	3	1	1	0
Stolen Property Offense	0	0	0	0
Theft - Pocket Picking	0	0	0	0
Theft - Purse Snatching	0	0	0	0
Theft - Shoplifting	1	1	1	0
Theft from Building	10	4	3	0
Theft from Coin Machine	4	0	0	0
Theft from Motor Vehicle	4	1	1	0
Theft of Motor Vehicle Parts	8	1	1	0
Theft - All Other Larceny	22	3	2	0
Crimes Against Society				
Drug/Narcotic Violations	38	38	52	1
Drug/Narcotic Equipment Violations	21	21	7	0
Gambling-Betting/Wagering	0	0	0	0
Gambling-Operating/Promoting	0	0	0	0
Gambling-Equipment Violation	0	0	0	0
Gambling-Sports Tampering	0	0	0	0
Pornography/Obscene Materials	0	0	0	0
Prostitution	0	0	0	0
Prostitution-Assisting/Promoting	0	0	0	0
Weapon Law Violations	8	8	3	1
Total Group A Offenses	341	210	199	14



Carroll County Sheriff's Department

2002 Population Estimate 29,320
No. of Municipal Police Depts. 6

Offense Overview

Offense Total 641
 Number Cleared 276
 Percent Cleared 43.1%

Group A Crimes per 100,000 population 2,186.2

Arrest Overview

Total Arrests 742
 Adult Arrests 715
 Juvenile Arrests 26
 Unknown Age 1

Arrests per 100,000 population 2,530.7

Avg. number offenses/incident 1.19

Domestic Violence Victims

Offense	Total	Arrests
Murder	0	0
Aggravated Assault	12	12
Simple Assault	26	23
Intimidation	3	2
Stalking	0	0
Forcible Rape	0	0
Forcible Sodomy	0	0
Sexual Assault w/Object	0	0
Forcible Fondling	0	0
Incest	0	0
Statutory Rape	0	0
Kidnapping/Abduction	0	0
Total	41	37

TIBRS Group B Arrests

Offense	Adult	Juvenile
Bad Checks	252	0
Curfew/Vagrancy	0	0
Disorderly Conduct	3	3
DUI	11	0
Drunkenness	21	0
Family-Non Violent	0	0
Liquor Law Violation	1	0
Peeping Tom	0	0
Runaway	0	0
Trespass	3	0
All Other Offense	200	0
Total Group B	491	3

TIBRS Group A Offenses	Offenses		Arrests	
	Reported	Cleared	Adult	Juvenile
Crimes Against Persons				
Murder	0	0	0	0
Negligent Manslaughter	0	0	0	0
Kidnapping/Abduction	1	0	0	0
Forcible Rape	0	0	0	0
Forcible Sodomy	0	0	0	0
Sexual Assault w/Object	0	0	0	0
Forcible Fondling	0	0	0	0
Incest	0	0	0	0
Statutory Rape	0	0	0	0
Aggravated Assault	47	35	32	3
Simple Assault	83	50	46	1
Intimidation	43	5	4	0
Stalking	1	0	0	0
Crimes Against Property				
Arson	1	0	0	0
Bribery	0	0	0	0
Burglary	113	10	7	5
Counterfeiting/Forgery	3	1	2	0
Destruction/Damage/Vandalism	81	10	5	3
Embezzlement	0	0	0	0
Extortion/Blackmail	0	0	0	0
Fraud - False Pretenses	0	0	0	0
Fraud - Credit Card/ATM	1	1	1	0
Fraud - Impersonation	2	0	0	0
Fraud - Welfare	0	0	0	0
Fraud - Wire	1	0	0	0
Motor Vehicle Theft	30	11	9	1
Robbery	1	1	3	0
Stolen Property Offense	0	0	0	0
Theft - Pocket Picking	0	0	0	0
Theft - Purse Snatching	0	0	0	0
Theft - Shoplifting	2	1	0	0
Theft from Building	11	3	3	0
Theft from Coin Machine	1	0	0	0
Theft from Motor Vehicle	30	3	1	1
Theft of Motor Vehicle Parts	12	1	0	2
Theft - All Other Larceny	35	3	1	1
Crimes Against Society				
Drug/Narcotic Violations	82	81	88	5
Drug/Narcotic Equipment Violations	51	51	16	1
Gambling-Betting/Wagering	0	0	0	0
Gambling-Operating/Promoting	0	0	0	0
Gambling-Equipment Violation	0	0	0	0
Gambling-Sports Tampering	0	0	0	0
Pornography/Obscene Materials	0	0	0	0
Prostitution	0	0	0	0
Prostitution-Assisting/Promoting	0	0	0	0
Weapon Law Violations	9	9	6	0
Total Group A Offenses	641	276	224	23



Carter County Sheriff's Department

2002 Population Estimate **56,746**
 No. of Municipal Police Depts. 2

Offense Overview

Offense Total 1,703
 Number Cleared 756
 Percent Cleared 44.4%

Group A Crimes per 100,000
 population 3,001.1

Arrest Overview

Total Arrests 1,857
 Adult Arrests 1,760
 Juvenile Arrests 97
 Unknown Age 0

Arrests per 100,000 population 3,272.5

Avg. number offenses/incident 1.13

Domestic Violence Victims

Offense	Total	Arrests
Murder	1	2
Aggravated Assault	26	17
Simple Assault	139	98
Intimidation	16	5
Stalking	10	9
Forcible Rape	1	1
Forcible Sodomy	1	0
Sexual Assault w/Object	0	0
Forcible Fondling	0	0
Incest	1	0
Statutory Rape	0	0
Kidnapping/Abduction	0	0
Total	195	132

TIBRS Group B Arrests

Offense	Adult	Juvenile
Bad Checks	3	0
Curfew/Vagrancy	0	0
Disorderly Conduct	7	2
DUI	95	1
Drunkenness	108	1
Family-Non Violent	50	0
Liquor Law Violation	11	10
Peeping Tom	0	0
Runaway	0	20
Trespass	9	0
All Other Offense	951	3
Total Group B	1,234	37

TIBRS Group A Offenses	Offenses		Arrests	
	Reported	Cleared	Adult	Juvenile
Crimes Against Persons				
Murder	3	3	4	0
Negligent Manslaughter	0	0	0	0
Kidnapping/Abduction	0	0	0	0
Forcible Rape	4	3	1	0
Forcible Sodomy	1	1	0	0
Sexual Assault w/Object	0	0	0	0
Forcible Fondling	2	1	0	0
Incest	1	0	0	0
Statutory Rape	1	1	1	0
Aggravated Assault	91	75	49	4
Simple Assault	273	257	181	10
Intimidation	60	29	12	1
Stalking	13	12	12	0
Crimes Against Property				
Arson	20	1	1	0
Bribery	0	0	0	0
Burglary	261	38	31	8
Counterfeiting/Forgery	22	16	16	1
Destruction/Damage/Vandalism	246	58	42	4
Embezzlement	4	3	4	0
Extortion/Blackmail	0	0	0	0
Fraud - False Pretenses	20	13	1	0
Fraud - Credit Card/ATM	5	3	3	0
Fraud - Impersonation	23	22	19	1
Fraud - Welfare	0	0	0	0
Fraud - Wire	2	0	0	0
Motor Vehicle Theft	83	31	23	7
Robbery	1	1	0	0
Stolen Property Offense	0	0	0	0
Theft - Pocket Picking	0	0	0	0
Theft - Purse Snatching	0	0	0	0
Theft - Shoplifting	7	3	2	0
Theft from Building	75	23	15	2
Theft from Coin Machine	7	0	0	0
Theft from Motor Vehicle	101	10	4	8
Theft of Motor Vehicle Parts	106	7	7	3
Theft - All Other Larceny	149	24	16	3
Crimes Against Society				
Drug/Narcotic Violations	73	72	61	6
Drug/Narcotic Equipment Violations	34	34	14	1
Gambling-Betting/Wagering	0	0	0	0
Gambling-Operating/Promoting	0	0	0	0
Gambling-Equipment Violation	0	0	0	0
Gambling-Sports Tampering	0	0	0	0
Pornography/Obscene Materials	0	0	0	0
Prostitution	0	0	0	0
Prostitution-Assisting/Promoting	0	0	0	0
Weapon Law Violations	15	15	7	1
Total Group A Offenses	1,703	756	526	60



Cheatham County Sheriff's Department

2002 Population Estimate **36,986**
 No. of Municipal Police Depts. 3

Offense Overview

Offense Total 1,255
 Number Cleared 402
 Percent Cleared 32.0%

Group A Crimes per 100,000
 population 3,393.2

Arrest Overview

Total Arrests 1,124
 Adult Arrests 1,077
 Juvenile Arrests 47
 Unknown Age 0

Arrests per 100,000 population 3,039.0

Avg. number offenses/incident 1.15

Domestic Violence Victims

Offense	Total	Arrests
Murder	0	0
Aggravated Assault	16	14
Simple Assault	124	83
Intimidation	14	3
Stalking	1	0
Forcible Rape	1	0
Forcible Sodomy	0	0
Sexual Assault w/Object	0	0
Forcible Fondling	0	0
Incest	0	0
Statutory Rape	0	0
Kidnapping/Abduction	7	5
Total	163	105

TIBRS Group B Arrests

Offense	Adult	Juvenile
Bad Checks	18	0
Curfew/Vagrancy	0	0
Disorderly Conduct	4	0
DUI	61	0
Drunkenness	11	0
Family-Non Violent	5	0
Liquor Law Violation	49	10
Peeping Tom	0	0
Runaway	0	2
Trespass	9	0
All Other Offense	571	2
Total Group B	728	14

TIBRS Group A Offenses	Offenses		Arrests	
	Reported	Cleared	Adult	Juvenile
Crimes Against Persons				
Murder	0	0	0	0
Negligent Manslaughter	0	0	0	0
Kidnapping/Abduction	8	8	7	0
Forcible Rape	6	1	1	0
Forcible Sodomy	1	1	1	0
Sexual Assault w/Object	0	0	0	0
Forcible Fondling	2	1	1	0
Incest	0	0	0	0
Statutory Rape	2	1	1	0
Aggravated Assault	69	46	37	4
Simple Assault	228	154	140	6
Intimidation	70	17	18	0
Stalking	2	0	0	0
Crimes Against Property				
Arson	2	0	0	0
Bribery	0	0	0	0
Burglary	120	11	10	2
Counterfeiting/Forgery	14	4	1	0
Destruction/Damage/Vandalism	244	19	8	5
Embezzlement	1	0	0	0
Extortion/Blackmail	0	0	0	0
Fraud - False Pretenses	16	6	6	0
Fraud - Credit Card/ATM	7	2	2	0
Fraud - Impersonation	3	1	1	0
Fraud - Welfare	0	0	0	0
Fraud - Wire	3	0	0	0
Motor Vehicle Theft	66	13	10	3
Robbery	4	2	2	0
Stolen Property Offense	0	0	0	0
Theft - Pocket Picking	0	0	0	0
Theft - Purse Snatching	0	0	0	0
Theft - Shoplifting	7	0	0	0
Theft from Building	89	16	16	0
Theft from Coin Machine	2	0	0	0
Theft from Motor Vehicle	68	7	10	0
Theft of Motor Vehicle Parts	50	1	1	0
Theft - All Other Larceny	86	8	10	0
Crimes Against Society				
Drug/Narcotic Violations	58	58	58	13
Drug/Narcotic Equipment Violations	22	22	5	0
Gambling-Betting/Wagering	1	1	1	0
Gambling-Operating/Promoting	0	0	0	0
Gambling-Equipment Violation	0	0	0	0
Gambling-Sports Tampering	0	0	0	0
Pornography/Obscene Materials	0	0	0	0
Prostitution	0	0	0	0
Prostitution-Assisting/Promoting	1	0	0	0
Weapon Law Violations	3	2	2	0
Total Group A Offenses	1,255	402	349	33



Chester County Sheriff's Department

2002 Population Estimate 15,923
 No. of Municipal Police Depts. 1

Offense Overview

Offense Total 371
 Number Cleared 161
 Percent Cleared 43.4%

Group A Crimes per 100,000
 population 2,330.0

Arrest Overview

Total Arrests 539
 Adult Arrests 537
 Juvenile Arrests 2
 Unknown Age 0

Arrests per 100,000 population 3,385.0

Avg. number offenses/incident 1.03

Domestic Violence Victims

Offense	Total	Arrests
Murder	0	0
Aggravated Assault	4	3
Simple Assault	20	17
Intimidation	2	1
Stalking	0	0
Forcible Rape	0	0
Forcible Sodomy	0	0
Sexual Assault w/Object	1	1
Forcible Fondling	0	0
Incest	0	0
Statutory Rape	0	0
Kidnapping/Abduction	1	1
Total	28	23

TIBRS Group B Arrests

Offense	Adult	Juvenile
Bad Checks	92	0
Curfew/Vagrancy	0	0
Disorderly Conduct	5	1
DUI	18	0
Drunkenness	22	0
Family-Non Violent	2	0
Liquor Law Violation	2	0
Peeping Tom	0	0
Runaway	0	0
Trespass	4	0
All Other Offense	254	0
Total Group B	399	1

TIBRS Group A Offenses	Offenses		Arrests	
	Reported	Cleared	Adult	Juvenile
Crimes Against Persons				
Murder	0	0	0	0
Negligent Manslaughter	0	0	0	0
Kidnapping/Abduction	1	1	1	0
Forcible Rape	1	0	0	0
Forcible Sodomy	0	0	0	0
Sexual Assault w/Object	1	1	1	0
Forcible Fondling	0	0	0	0
Incest	0	0	0	0
Statutory Rape	1	1	1	0
Aggravated Assault	10	9	7	0
Simple Assault	58	42	39	0
Intimidation	22	7	5	0
Stalking	0	0	0	0
Crimes Against Property				
Arson	0	0	0	0
Bribery	0	0	0	0
Burglary	58	6	9	0
Counterfeiting/Forgery	3	2	2	0
Destruction/Damage/Vandalism	74	15	13	0
Embezzlement	0	0	0	0
Extortion/Blackmail	0	0	0	0
Fraud - False Pretenses	8	6	5	0
Fraud - Credit Card/ATM	1	0	0	0
Fraud - Impersonation	0	0	0	0
Fraud - Welfare	0	0	0	0
Fraud - Wire	0	0	0	0
Motor Vehicle Theft	15	8	3	1
Robbery	2	2	1	0
Stolen Property Offense	0	0	0	0
Theft - Pocket Picking	0	0	0	0
Theft - Purse Snatching	0	0	0	0
Theft - Shoplifting	1	1	1	0
Theft from Building	26	10	6	0
Theft from Coin Machine	0	0	0	0
Theft from Motor Vehicle	16	2	3	0
Theft of Motor Vehicle Parts	2	0	0	0
Theft - All Other Larceny	23	2	1	0
Crimes Against Society				
Drug/Narcotic Violations	36	34	31	0
Drug/Narcotic Equipment Violations	12	12	9	0
Gambling-Betting/Wagering	0	0	0	0
Gambling-Operating/Promoting	0	0	0	0
Gambling-Equipment Violation	0	0	0	0
Gambling-Sports Tampering	0	0	0	0
Pornography/Obscene Materials	0	0	0	0
Prostitution	0	0	0	0
Prostitution-Assisting/Promoting	0	0	0	0
Weapon Law Violations	0	0	0	0
Total Group A Offenses	371	161	138	1



Claiborne County Sheriff's Department

2002 Population Estimate 30,163
 No. of Municipal Police Depts. 3

Offense Overview

Offense Total 1,430
 Number Cleared 438
 Percent Cleared 30.6%

Group A Crimes per 100,000 population 4,740.9

Arrest Overview

Total Arrests 1,060
 Adult Arrests 1,033
 Juvenile Arrests 27
 Unknown Age 0

Arrests per 100,000 population 3,514.2

Avg. number offenses/incident 1.10

Domestic Violence Victims

Offense	Total	Arrests
Murder	0	0
Aggravated Assault	24	19
Simple Assault	83	50
Intimidation	26	0
Stalking	1	0
Forcible Rape	1	1
Forcible Sodomy	0	0
Sexual Assault w/Object	1	1
Forcible Fondling	1	1
Incest	0	0
Statutory Rape	0	0
Kidnapping/Abduction	0	0
Total	137	72

TIBRS Group B Arrests

Offense	Adult	Juvenile
Bad Checks	49	0
Curfew/Vagrancy	0	0
Disorderly Conduct	22	1
DUI	68	1
Drunkenness	88	1
Family-Non Violent	3	0
Liquor Law Violation	2	0
Peeping Tom	0	0
Runaway	0	1
Trespass	12	0
All Other Offense	429	7
Total Group B	673	11

TIBRS Group A Offenses	Offenses		Arrests	
	Reported	Cleared	Adult	Juvenile
Crimes Against Persons				
Murder	0	0	0	0
Negligent Manslaughter	0	0	0	0
Kidnapping/Abduction	0	0	0	0
Forcible Rape	4	1	0	1
Forcible Sodomy	0	0	0	0
Sexual Assault w/Object	1	1	1	0
Forcible Fondling	1	1	1	0
Incest	0	0	0	0
Statutory Rape	2	2	2	0
Aggravated Assault	106	60	43	2
Simple Assault	209	100	92	3
Intimidation	210	6	4	1
Stalking	2	0	0	0
Crimes Against Property				
Arson	13	3	3	0
Bribery	0	0	0	0
Burglary	232	27	32	4
Counterfeiting/Forgery	9	3	7	0
Destruction/Damage/Vandalism	111	14	6	0
Embezzlement	1	0	0	0
Extortion/Blackmail	0	0	0	0
Fraud - False Pretenses	4	0	0	0
Fraud - Credit Card/ATM	1	1	1	0
Fraud - Impersonation	2	0	0	0
Fraud - Welfare	0	0	0	0
Fraud - Wire	0	0	0	0
Motor Vehicle Theft	42	9	3	1
Robbery	4	1	0	0
Stolen Property Offense	2	2	1	0
Theft - Pocket Picking	1	0	0	0
Theft - Purse Snatching	1	0	0	0
Theft - Shoplifting	0	0	0	0
Theft from Building	60	7	6	0
Theft from Coin Machine	11	0	0	0
Theft from Motor Vehicle	83	4	4	0
Theft of Motor Vehicle Parts	23	2	1	0
Theft - All Other Larceny	108	7	5	1
Crimes Against Society				
Drug/Narcotic Violations	135	135	131	2
Drug/Narcotic Equipment Violations	37	37	7	1
Gambling-Betting/Wagering	0	0	0	0
Gambling-Operating/Promoting	0	0	0	0
Gambling-Equipment Violation	1	1	1	0
Gambling-Sports Tampering	0	0	0	0
Pornography/Obscene Materials	0	0	0	0
Prostitution	0	0	0	0
Prostitution-Assisting/Promoting	0	0	0	0
Weapon Law Violations	14	14	9	0
Total Group A Offenses	1,430	438	360	16



Clay County Sheriff's Department

2002 Population Estimate 8,021
No. of Municipal Police Depts. 1

Offense Overview

Offense Total 273
 Number Cleared 176
 Percent Cleared 64.5%

Group A Crimes per 100,000 population 3,403.6

Arrest Overview

Total Arrests 235
 Adult Arrests 233
 Juvenile Arrests 2
 Unknown Age 0

Arrests per 100,000 population 2,929.8

Avg. number offenses/incident 1.29

Domestic Violence Victims

Offense	Total	Arrests
Murder	0	0
Aggravated Assault	2	1
Simple Assault	4	4
Intimidation	2	0
Stalking	0	0
Forcible Rape	0	0
Forcible Sodomy	0	0
Sexual Assault w/Object	0	0
Forcible Fondling	0	0
Incest	0	0
Statutory Rape	0	0
Kidnapping/Abduction	0	0
Total	8	5

TIBRS Group B Arrests

Offense	Adult	Juvenile
Bad Checks	6	0
Curfew/Vagrancy	0	0
Disorderly Conduct	3	1
DUI	12	0
Drunkenness	8	0
Family-Non Violent	1	0
Liquor Law Violation	0	0
Peeping Tom	0	0
Runaway	0	0
Trespass	1	0
All Other Offense	46	0
Total Group B	77	1

TIBRS Group A Offenses	Offenses		Arrests	
	Reported	Cleared	Adult	Juvenile
Crimes Against Persons				
Murder	0	0	0	0
Negligent Manslaughter	0	0	0	0
Kidnapping/Abduction	1	1	1	0
Forcible Rape	0	0	0	0
Forcible Sodomy	0	0	0	0
Sexual Assault w/Object	0	0	0	0
Forcible Fondling	0	0	0	0
Incest	0	0	0	0
Statutory Rape	0	0	0	0
Aggravated Assault	15	15	13	0
Simple Assault	32	28	23	1
Intimidation	2	0	0	0
Stalking	0	0	0	0
Crimes Against Property				
Arson	1	0	0	0
Bribery	0	0	0	0
Burglary	33	3	5	0
Counterfeiting/Forgery	1	1	1	0
Destruction/Damage/Vandalism	26	10	6	0
Embezzlement	0	0	0	0
Extortion/Blackmail	0	0	0	0
Fraud - False Pretenses	0	0	1	0
Fraud - Credit Card/ATM	0	0	0	0
Fraud - Impersonation	3	3	3	0
Fraud - Welfare	0	0	0	0
Fraud - Wire	0	0	0	0
Motor Vehicle Theft	8	1	1	0
Robbery	1	0	0	0
Stolen Property Offense	0	0	0	0
Theft - Pocket Picking	0	0	0	0
Theft - Purse Snatching	0	0	0	0
Theft - Shoplifting	0	0	0	0
Theft from Building	8	0	0	0
Theft from Coin Machine	0	0	0	0
Theft from Motor Vehicle	5	0	0	0
Theft of Motor Vehicle Parts	3	0	0	0
Theft - All Other Larceny	19	5	5	0
Crimes Against Society				
Drug/Narcotic Violations	71	66	92	0
Drug/Narcotic Equipment Violations	39	38	3	0
Gambling-Betting/Wagering	0	0	0	0
Gambling-Operating/Promoting	0	0	0	0
Gambling-Equipment Violation	0	0	0	0
Gambling-Sports Tampering	0	0	0	0
Pornography/Obscene Materials	0	0	0	0
Prostitution	0	0	0	0
Prostitution-Assisting/Promoting	0	0	0	0
Weapon Law Violations	5	5	2	0
Total Group A Offenses	273	176	156	1



Cocke County Sheriff's Department

2002 Population Estimate 34,115
No. of Municipal Police Depts. 1

Offense Overview

Offense Total 1,386
 Number Cleared 267
 Percent Cleared 19.3%

Group A Crimes per 100,000 population 4,062.7

Arrest Overview

Total Arrests 649
 Adult Arrests 597
 Juvenile Arrests 52
 Unknown Age 0

Arrests per 100,000 population 1,902.4

Avg. number offenses/incident 1.08

Domestic Violence Victims

Offense	Total	Arrests
Murder	0	0
Aggravated Assault	26	9
Simple Assault	67	22
Intimidation	17	3
Stalking	0	0
Forcible Rape	1	1
Forcible Sodomy	0	0
Sexual Assault w/Object	0	0
Forcible Fondling	1	1
Incest	0	0
Statutory Rape	0	0
Kidnapping/Abduction	2	0
Total	114	36

TIBRS Group B Arrests

Offense	Adult	Juvenile
Bad Checks	14	0
Curfew/Vagrancy	0	0
Disorderly Conduct	9	0
DUI	100	0
Drunkenness	103	1
Family-Non Violent	0	0
Liquor Law Violation	6	0
Peeping Tom	0	0
Runaway	0	0
Trespass	1	0
All Other Offense	149	0
Total Group B	382	1

TIBRS Group A Offenses	Offenses		Arrests	
	Reported	Cleared	Adult	Juvenile
Crimes Against Persons				
Murder	2	2	1	2
Negligent Manslaughter	0	0	0	0
Kidnapping/Abduction	2	0	0	0
Forcible Rape	3	2	2	0
Forcible Sodomy	0	0	0	0
Sexual Assault w/Object	0	0	0	0
Forcible Fondling	2	1	1	0
Incest	0	0	0	0
Statutory Rape	0	0	0	0
Aggravated Assault	75	31	25	2
Simple Assault	177	64	57	0
Intimidation	64	7	6	0
Stalking	4	1	0	0
Crimes Against Property				
Arson	8	3	4	0
Bribery	1	0	0	0
Burglary	378	27	29	1
Counterfeiting/Forgery	5	3	4	0
Destruction/Damage/Vandalism	148	28	5	44
Embezzlement	0	0	0	0
Extortion/Blackmail	0	0	0	0
Fraud - False Pretenses	18	2	1	0
Fraud - Credit Card/ATM	4	1	0	0
Fraud - Impersonation	5	1	1	0
Fraud - Welfare	0	0	0	0
Fraud - Wire	0	0	0	0
Motor Vehicle Theft	126	13	10	1
Robbery	6	2	4	0
Stolen Property Offense	1	1	1	0
Theft - Pocket Picking	0	0	0	0
Theft - Purse Snatching	0	0	0	0
Theft - Shoplifting	0	0	0	0
Theft from Building	24	0	0	0
Theft from Coin Machine	0	0	0	0
Theft from Motor Vehicle	77	2	2	0
Theft of Motor Vehicle Parts	73	1	0	0
Theft - All Other Larceny	113	5	7	1
Crimes Against Society				
Drug/Narcotic Violations	47	47	47	0
Drug/Narcotic Equipment Violations	14	14	1	0
Gambling-Betting/Wagering	0	0	0	0
Gambling-Operating/Promoting	0	0	0	0
Gambling-Equipment Violation	0	0	0	0
Gambling-Sports Tampering	0	0	0	0
Pornography/Obscene Materials	0	0	0	0
Prostitution	0	0	0	0
Prostitution-Assisting/Promoting	0	0	0	0
Weapon Law Violations	9	9	7	0
Total Group A Offenses	1,386	267	215	51



Coffee County Sheriff's Department

2002 Population Estimate **49,408**
 No. of Municipal Police Depts. 2

Offense Overview

Offense Total 1,313
 Number Cleared 232
 Percent Cleared 17.7%

Group A Crimes per 100,000
 population 2,657.5

Arrest Overview

Total Arrests 393
 Adult Arrests 360
 Juvenile Arrests 33
 Unknown Age 0

Arrests per 100,000 population 795.4

Avg. number offenses/incident 1.07

Domestic Violence Victims

Offense	Total	Arrests
Murder	1	1
Aggravated Assault	20	12
Simple Assault	62	21
Intimidation	18	3
Stalking	0	0
Forcible Rape	1	1
Forcible Sodomy	0	0
Sexual Assault w/Object	0	0
Forcible Fondling	0	0
Incest	0	0
Statutory Rape	0	0
Kidnapping/Abduction	1	0
Total	103	38

TIBRS Group B Arrests

Offense	Adult	Juvenile
Bad Checks	0	0
Curfew/Vagrancy	2	0
Disorderly Conduct	14	9
DUI	43	1
Drunkenness	86	0
Family-Non Violent	0	0
Liquor Law Violation	0	1
Peeping Tom	0	0
Runaway	0	4
Trespass	1	0
All Other Offense	3	5
Total Group B	149	20

TIBRS Group A Offenses	Offenses		Arrests	
	Reported	Cleared	Adult	Juvenile
Crimes Against Persons				
Murder	1	1	1	0
Negligent Manslaughter	0	0	0	0
Kidnapping/Abduction	1	0	0	0
Forcible Rape	3	1	1	0
Forcible Sodomy	0	0	0	0
Sexual Assault w/Object	0	0	0	0
Forcible Fondling	0	0	0	0
Incest	0	0	0	0
Statutory Rape	0	0	0	0
Aggravated Assault	64	28	25	2
Simple Assault	154	54	51	3
Intimidation	90	6	6	0
Stalking	1	0	0	0
Crimes Against Property				
Arson	3	1	0	1
Bribery	0	0	0	0
Burglary	164	2	1	1
Counterfeiting/Forgery	5	0	0	0
Destruction/Damage/Vandalism	237	3	3	0
Embezzlement	0	0	0	0
Extortion/Blackmail	0	0	0	0
Fraud - False Pretenses	5	0	0	0
Fraud - Credit Card/ATM	6	0	0	0
Fraud - Impersonation	2	0	0	0
Fraud - Welfare	1	0	0	0
Fraud - Wire	0	0	0	0
Motor Vehicle Theft	69	4	4	0
Robbery	1	0	0	0
Stolen Property Offense	0	0	0	0
Theft - Pocket Picking	0	0	0	0
Theft - Purse Snatching	0	0	0	0
Theft - Shoplifting	1	0	0	0
Theft from Building	40	1	1	0
Theft from Coin Machine	0	0	0	0
Theft from Motor Vehicle	54	1	0	1
Theft of Motor Vehicle Parts	24	0	0	0
Theft - All Other Larceny	186	1	1	0
Crimes Against Society				
Drug/Narcotic Violations	154	101	93	5
Drug/Narcotic Equipment Violations	39	21	18	0
Gambling-Betting/Wagering	0	0	0	0
Gambling-Operating/Promoting	0	0	0	0
Gambling-Equipment Violation	0	0	0	0
Gambling-Sports Tampering	0	0	0	0
Pornography/Obscene Materials	0	0	0	0
Prostitution	0	0	0	0
Prostitution-Assisting/Promoting	0	0	0	0
Weapon Law Violations	8	7	6	0
Total Group A Offenses	1,313	232	211	13



Crockett County Sheriff's Department

2002 Population Estimate 14,522
No. of Municipal Police Depts. 5

Offense Overview

Offense Total 373
 Number Cleared 185
 Percent Cleared 49.6%

Group A Crimes per 100,000 population 2,568.5

Arrest Overview

Total Arrests 512
 Adult Arrests 499
 Juvenile Arrests 12
 Unknown Age 1

Arrests per 100,000 population 3,525.7

Avg. number offenses/incident 1.10

Domestic Violence Victims

Offense	Total	Arrests
Murder	0	0
Aggravated Assault	5	4
Simple Assault	24	21
Intimidation	1	1
Stalking	0	0
Forcible Rape	1	1
Forcible Sodomy	0	0
Sexual Assault w/Object	1	1
Forcible Fondling	0	0
Incest	0	0
Statutory Rape	0	0
Kidnapping/Abduction	0	0
Total	32	28

TIBRS Group B Arrests

Offense	Adult	Juvenile
Bad Checks	61	1
Curfew/Vagrancy	0	0
Disorderly Conduct	2	0
DUI	25	1
Drunkenness	16	0
Family-Non Violent	14	0
Liquor Law Violation	2	0
Peeping Tom	0	0
Runaway	0	2
Trespass	6	0
All Other Offense	216	1
Total Group B	342	5

TIBRS Group A Offenses	Offenses		Arrests	
	Reported	Cleared	Adult	Juvenile
Crimes Against Persons				
Murder	1	0	0	0
Negligent Manslaughter	0	0	0	0
Kidnapping/Abduction	0	0	0	0
Forcible Rape	1	1	1	0
Forcible Sodomy	0	0	0	0
Sexual Assault w/Object	2	2	2	0
Forcible Fondling	3	3	2	0
Incest	0	0	0	0
Statutory Rape	1	1	1	0
Aggravated Assault	18	16	16	1
Simple Assault	69	61	53	2
Intimidation	20	9	7	1
Stalking	3	3	2	1
Crimes Against Property				
Arson	1	0	0	0
Bribery	0	0	0	0
Burglary	59	8	11	1
Counterfeiting/Forgery	16	12	12	0
Destruction/Damage/Vandalism	51	11	8	0
Embezzlement	1	1	1	0
Extortion/Blackmail	0	0	0	0
Fraud - False Pretenses	13	12	2	0
Fraud - Credit Card/ATM	0	0	0	0
Fraud - Impersonation	0	0	0	0
Fraud - Welfare	1	1	0	0
Fraud - Wire	0	0	0	0
Motor Vehicle Theft	10	5	3	1
Robbery	2	2	5	0
Stolen Property Offense	0	0	0	0
Theft - Pocket Picking	0	0	0	0
Theft - Purse Snatching	0	0	0	0
Theft - Shoplifting	0	0	0	0
Theft from Building	26	7	6	0
Theft from Coin Machine	0	0	0	0
Theft from Motor Vehicle	10	1	1	0
Theft of Motor Vehicle Parts	4	0	0	0
Theft - All Other Larceny	37	5	5	0
Crimes Against Society				
Drug/Narcotic Violations	15	15	14	0
Drug/Narcotic Equipment Violations	6	6	2	0
Gambling-Betting/Wagering	0	0	0	0
Gambling-Operating/Promoting	0	0	0	0
Gambling-Equipment Violation	0	0	0	0
Gambling-Sports Tampering	0	0	0	0
Pornography/Obscene Materials	0	0	0	0
Prostitution	0	0	0	0
Prostitution-Assisting/Promoting	0	0	0	0
Weapon Law Violations	3	3	3	0
Total Group A Offenses	373	185	157	7



Cumberland County Sheriff's Department

2002 Population Estimate 48,604
 No. of Municipal Police Depts. 1

Offense Overview

Offense Total 1,485
 Number Cleared 321
 Percent Cleared 21.6%

Group A Crimes per 100,000 population 3,055.3

Arrest Overview

Total Arrests 2,077
 Adult Arrests 2,046
 Juvenile Arrests 19
 Unknown Age 12

Arrests per 100,000 population 4,273.3

Avg. number offenses/incident 1.01

Domestic Violence Victims

Offense	Total	Arrests
Murder	0	0
Aggravated Assault	18	17
Simple Assault	54	52
Intimidation	0	0
Stalking	1	1
Forcible Rape	0	0
Forcible Sodomy	0	0
Sexual Assault w/Object	0	0
Forcible Fondling	0	0
Incest	0	0
Statutory Rape	0	0
Kidnapping/Abduction	3	3
Total	76	73

TIBRS Group B Arrests

Offense	Adult	Juvenile
Bad Checks	174	0
Curfew/Vagrancy	0	0
Disorderly Conduct	16	2
DUI	125	0
Drunkenness	86	2
Family-Non Violent	3	0
Liquor Law Violation	11	4
Peeping Tom	0	0
Runaway	0	0
Trespass	27	0
All Other Offense	1,286	7
Total Group B	1,728	15

TIBRS Group A Offenses	Offenses		Arrests	
	Reported	Cleared	Adult	Juvenile
Crimes Against Persons				
Murder	1	1	1	0
Negligent Manslaughter	0	0	0	0
Kidnapping/Abduction	4	3	3	0
Forcible Rape	1	0	0	0
Forcible Sodomy	0	0	0	0
Sexual Assault w/Object	0	0	0	0
Forcible Fondling	2	1	1	0
Incest	0	0	0	0
Statutory Rape	0	0	0	0
Aggravated Assault	66	48	45	0
Simple Assault	159	130	128	1
Intimidation	14	8	9	0
Stalking	6	5	5	0
Crimes Against Property				
Arson	4	1	2	0
Bribery	0	0	0	0
Burglary	326	6	7	0
Counterfeiting/Forgery	18	1	1	0
Destruction/Damage/Vandalism	282	21	20	0
Embezzlement	0	0	0	0
Extortion/Blackmail	0	0	0	0
Fraud - False Pretenses	24	15	13	1
Fraud - Credit Card/ATM	18	1	1	0
Fraud - Impersonation	11	3	2	0
Fraud - Welfare	0	0	0	0
Fraud - Wire	2	0	0	0
Motor Vehicle Theft	76	10	8	2
Robbery	3	0	0	0
Stolen Property Offense	0	0	0	0
Theft - Pocket Picking	0	0	0	0
Theft - Purse Snatching	1	0	0	0
Theft - Shoplifting	12	8	7	0
Theft from Building	105	6	8	0
Theft from Coin Machine	21	0	0	0
Theft from Motor Vehicle	84	1	1	0
Theft of Motor Vehicle Parts	20	1	2	0
Theft - All Other Larceny	186	17	17	0
Crimes Against Society				
Drug/Narcotic Violations	34	29	32	0
Drug/Narcotic Equipment Violations	1	1	1	0
Gambling-Betting/Wagering	0	0	0	0
Gambling-Operating/Promoting	0	0	0	0
Gambling-Equipment Violation	0	0	0	0
Gambling-Sports Tampering	0	0	0	0
Pornography/Obscene Materials	0	0	0	0
Prostitution	0	0	0	0
Prostitution-Assisting/Promoting	0	0	0	0
Weapon Law Violations	4	4	4	0
Total Group A Offenses	1,485	321	318	4



Decatur County Sheriff's Department

2002 Population Estimate 11,629

No. of Municipal Police Depts. 2

Offense Overview

Offense Total 434

Number Cleared 164

Percent Cleared 37.8%

Group A Crimes per 100,000
population

3,732.0

Arrest Overview

Total Arrests 302

Adult Arrests 294

Juvenile Arrests 4

Unknown Age 4

Arrests per 100,000 population

2,597.0

Avg. number offenses/incident

1.10

Domestic Violence Victims

Offense	Total	Arrests
Murder	0	0
Aggravated Assault	7	7
Simple Assault	18	14
Intimidation	2	0
Stalking	0	0
Forcible Rape	0	0
Forcible Sodomy	0	0
Sexual Assault w/Object	0	0
Forcible Fondling	0	0
Incest	0	0
Statutory Rape	0	0
Kidnapping/Abduction	1	1
Total	28	22

TIBRS Group B Arrests

Offense	Adult	Juvenile
Bad Checks	28	0
Curfew/Vagrancy	0	0
Disorderly Conduct	4	0
DUI	11	0
Drunkenness	14	0
Family-Non Violent	1	0
Liquor Law Violation	1	0
Peeping Tom	0	0
Runaway	0	0
Trespass	3	0
All Other Offense	97	1
Total Group B	159	1

TIBRS Group A Offenses	Offenses		Arrests	
	Reported	Cleared	Adult	Juvenile
Crimes Against Persons				
Murder	0	0	0	0
Negligent Manslaughter	0	0	0	0
Kidnapping/Abduction	1	1	1	0
Forcible Rape	3	2	1	0
Forcible Sodomy	1	0	0	0
Sexual Assault w/Object	0	0	0	0
Forcible Fondling	0	0	0	0
Incest	0	0	0	0
Statutory Rape	2	1	1	0
Aggravated Assault	29	24	24	0
Simple Assault	34	26	24	0
Intimidation	6	2	1	0
Stalking	0	0	0	0
Crimes Against Property				
Arson	2	1	0	0
Bribery	0	0	0	0
Burglary	109	10	8	0
Counterfeiting/Forgery	3	1	0	0
Destruction/Damage/Vandalism	51	10	5	0
Embezzlement	0	0	0	0
Extortion/Blackmail	0	0	0	0
Fraud - False Pretenses	1	0	0	0
Fraud - Credit Card/ATM	1	0	0	0
Fraud - Impersonation	0	0	0	0
Fraud - Welfare	0	0	0	0
Fraud - Wire	0	0	0	0
Motor Vehicle Theft	21	4	4	0
Robbery	2	2	1	0
Stolen Property Offense	2	2	1	0
Theft - Pocket Picking	0	0	1	0
Theft - Purse Snatching	0	0	0	0
Theft - Shoplifting	0	0	0	0
Theft from Building	19	5	6	0
Theft from Coin Machine	0	0	0	0
Theft from Motor Vehicle	20	2	1	0
Theft of Motor Vehicle Parts	12	4	1	0
Theft - All Other Larceny	51	5	2	0
Crimes Against Society				
Drug/Narcotic Violations	45	43	45	3
Drug/Narcotic Equipment Violations	17	17	7	0
Gambling-Betting/Wagering	0	0	0	0
Gambling-Operating/Promoting	0	0	0	0
Gambling-Equipment Violation	0	0	0	0
Gambling-Sports Tampering	0	0	0	0
Pornography/Obscene Materials	0	0	0	0
Prostitution	0	0	0	0
Prostitution-Assisting/Promoting	0	0	0	0
Weapon Law Violations	2	2	1	0
Total Group A Offenses	434	164	135	3



DeKalb County Sheriff's Department

2002 Population Estimate 17,700
No. of Municipal Police Depts. 2

Offense Overview

Offense Total 880
 Number Cleared 464
 Percent Cleared 52.7%

Group A Crimes per 100,000 population 4,971.8

Arrest Overview

Total Arrests 1,110
 Adult Arrests 1,087
 Juvenile Arrests 23
 Unknown Age 0

Arrests per 100,000 population 6,271.2

Avg. number offenses/incident 1.10

Domestic Violence Victims

Offense	Total	Arrests
Murder	0	0
Aggravated Assault	23	20
Simple Assault	29	27
Intimidation	6	5
Stalking	2	1
Forcible Rape	0	0
Forcible Sodomy	0	0
Sexual Assault w/Object	0	0
Forcible Fondling	0	0
Incest	0	0
Statutory Rape	0	0
Kidnapping/Abduction	0	0
Total	60	53

TIBRS Group B Arrests

Offense	Adult	Juvenile
Bad Checks	132	0
Curfew/Vagrancy	0	0
Disorderly Conduct	11	2
DUI	57	0
Drunkenness	38	0
Family-Non Violent	25	0
Liquor Law Violation	6	0
Peeping Tom	0	0
Runaway	0	3
Trespass	8	0
All Other Offense	387	17
Total Group B	664	22

TIBRS Group A Offenses	Offenses		Arrests	
	Reported	Cleared	Adult	Juvenile
Crimes Against Persons				
Murder	1	1	1	0
Negligent Manslaughter	0	0	0	0
Kidnapping/Abduction	0	0	0	0
Forcible Rape	1	0	0	0
Forcible Sodomy	0	0	0	0
Sexual Assault w/Object	0	0	0	0
Forcible Fondling	3	2	2	0
Incest	0	0	0	0
Statutory Rape	1	0	0	0
Aggravated Assault	74	63	61	0
Simple Assault	87	70	71	1
Intimidation	52	22	19	0
Stalking	7	6	6	0
Crimes Against Property				
Arson	1	1	1	0
Bribery	0	0	0	0
Burglary	97	16	15	0
Counterfeiting/Forgery	29	27	27	0
Destruction/Damage/Vandalism	98	20	19	0
Embezzlement	0	0	0	0
Extortion/Blackmail	0	0	0	0
Fraud - False Pretenses	13	12	1	0
Fraud - Credit Card/ATM	1	0	0	0
Fraud - Impersonation	3	0	0	0
Fraud - Welfare	0	0	0	0
Fraud - Wire	0	0	0	0
Motor Vehicle Theft	21	6	5	0
Robbery	0	0	0	0
Stolen Property Offense	5	5	6	0
Theft - Pocket Picking	1	1	0	0
Theft - Purse Snatching	2	2	2	0
Theft - Shoplifting	5	5	5	0
Theft from Building	17	11	10	0
Theft from Coin Machine	0	0	0	0
Theft from Motor Vehicle	29	4	4	0
Theft of Motor Vehicle Parts	59	2	2	0
Theft - All Other Larceny	125	40	42	0
Crimes Against Society				
Drug/Narcotic Violations	95	95	99	0
Drug/Narcotic Equipment Violations	43	43	18	0
Gambling-Betting/Wagering	0	0	0	0
Gambling-Operating/Promoting	0	0	0	0
Gambling-Equipment Violation	0	0	0	0
Gambling-Sports Tampering	0	0	0	0
Pornography/Obscene Materials	0	0	0	0
Prostitution	0	0	0	0
Prostitution-Assisting/Promoting	0	0	0	0
Weapon Law Violations	10	10	7	0
Total Group A Offenses	880	464	423	1



Dickson County Sheriff's Department

2002 Population Estimate 44,231
No. of Municipal Police Depts. 3

Offense Overview

Offense Total 1,809
 Number Cleared 967
 Percent Cleared 53.5%

Group A Crimes per 100,000 population 4,089.9

Arrest Overview

Total Arrests 1,332
 Adult Arrests 1,285
 Juvenile Arrests 47
 Unknown Age 0

Arrests per 100,000 population 3,011.5

Avg. number offenses/incident 1.10

Domestic Violence Victims

Offense	Total	Arrests
Murder	1	2
Aggravated Assault	27	15
Simple Assault	224	82
Intimidation	47	1
Stalking	1	1
Forcible Rape	17	2
Forcible Sodomy	2	0
Sexual Assault w/Object	2	0
Forcible Fondling	0	0
Incest	0	0
Statutory Rape	2	2
Kidnapping/Abduction	9	3
Total	332	108

TIBRS Group B Arrests

Offense	Adult	Juvenile
Bad Checks	214	0
Curfew/Vagrancy	0	0
Disorderly Conduct	1	0
DUI	40	0
Drunkenness	17	0
Family-Non Violent	5	0
Liquor Law Violation	18	1
Peeping Tom	0	1
Runaway	0	1
Trespass	9	0
All Other Offense	596	8
Total Group B	900	11

TIBRS Group A Offenses	Offenses		Arrests	
	Reported	Cleared	Adult	Juvenile
Crimes Against Persons				
Murder	2	2	4	0
Negligent Manslaughter	1	1	0	0
Kidnapping/Abduction	10	8	3	0
Forcible Rape	37	24	8	0
Forcible Sodomy	2	2	0	0
Sexual Assault w/Object	2	2	1	0
Forcible Fondling	8	5	1	0
Incest	0	0	0	0
Statutory Rape	7	5	3	0
Aggravated Assault	81	67	31	5
Simple Assault	423	369	150	12
Intimidation	156	105	15	0
Stalking	6	5	3	0
Crimes Against Property				
Arson	11	4	2	0
Bribery	0	0	0	0
Burglary	165	37	17	6
Counterfeiting/Forgery	39	20	7	0
Destruction/Damage/Vandalism	248	77	8	5
Embezzlement	0	0	0	0
Extortion/Blackmail	0	0	0	0
Fraud - False Pretenses	3	3	3	0
Fraud - Credit Card/ATM	1	0	0	0
Fraud - Impersonation	34	15	5	0
Fraud - Welfare	0	0	0	0
Fraud - Wire	0	0	0	0
Motor Vehicle Theft	59	9	5	1
Robbery	3	3	3	0
Stolen Property Offense	0	0	1	0
Theft - Pocket Picking	0	0	0	0
Theft - Purse Snatching	0	0	0	0
Theft - Shoplifting	3	2	1	0
Theft from Building	35	6	3	0
Theft from Coin Machine	4	0	0	0
Theft from Motor Vehicle	36	3	4	0
Theft of Motor Vehicle Parts	23	1	1	0
Theft - All Other Larceny	299	97	37	2
Crimes Against Society				
Drug/Narcotic Violations	90	77	65	5
Drug/Narcotic Equipment Violations	7	6	1	0
Gambling-Betting/Wagering	0	0	0	0
Gambling-Operating/Promoting	0	0	0	0
Gambling-Equipment Violation	0	0	0	0
Gambling-Sports Tampering	0	0	0	0
Pornography/Obscene Materials	2	1	0	0
Prostitution	0	0	0	0
Prostitution-Assisting/Promoting	0	0	0	0
Weapon Law Violations	12	11	3	0
Total Group A Offenses	1,809	967	385	36



Dyer County Sheriff's Department

2002 Population Estimate **36,984**
 No. of Municipal Police Depts. 3

Offense Overview

Offense Total 684
 Number Cleared 281
 Percent Cleared 41.1%

Group A Crimes per 100,000
 population 1,849.4

Arrest Overview

Total Arrests 1,082
 Adult Arrests 999
 Juvenile Arrests 82
 Unknown Age 1

Arrests per 100,000 population 2,925.6

Avg. number offenses/incident 1.05

Domestic Violence Victims

Offense	Total	Arrests
Murder	0	0
Aggravated Assault	7	4
Simple Assault	72	50
Intimidation	4	0
Stalking	0	0
Forcible Rape	0	0
Forcible Sodomy	0	0
Sexual Assault w/Object	0	0
Forcible Fondling	1	0
Incest	0	0
Statutory Rape	0	0
Kidnapping/Abduction	0	0
Total	84	54

TIBRS Group B Arrests

Offense	Adult	Juvenile
Bad Checks	30	0
Curfew/Vagrancy	0	4
Disorderly Conduct	5	1
DUI	89	0
Drunkenness	63	4
Family-Non Violent	3	1
Liquor Law Violation	3	1
Peeping Tom	0	0
Runaway	0	2
Trespass	1	0
All Other Offense	596	23
Total Group B	790	36

TIBRS Group A Offenses	Offenses		Arrests	
	Reported	Cleared	Adult	Juvenile
Crimes Against Persons				
Murder	0	0	0	0
Negligent Manslaughter	0	0	0	0
Kidnapping/Abduction	0	0	0	0
Forcible Rape	1	1	0	0
Forcible Sodomy	0	0	0	0
Sexual Assault w/Object	0	0	0	0
Forcible Fondling	6	1	0	0
Incest	0	0	0	0
Statutory Rape	0	0	0	0
Aggravated Assault	30	22	18	1
Simple Assault	144	111	63	12
Intimidation	19	1	1	0
Stalking	1	0	0	0
Crimes Against Property				
Arson	2	1	1	0
Bribery	0	0	0	0
Burglary	89	9	7	4
Counterfeiting/Forgery	4	1	0	0
Destruction/Damage/Vandalism	84	7	3	7
Embezzlement	0	0	0	0
Extortion/Blackmail	0	0	0	0
Fraud - False Pretenses	6	0	0	0
Fraud - Credit Card/ATM	5	0	0	0
Fraud - Impersonation	5	3	3	0
Fraud - Welfare	1	0	0	0
Fraud - Wire	1	1	0	0
Motor Vehicle Theft	24	15	3	5
Robbery	4	0	0	0
Stolen Property Offense	0	0	0	0
Theft - Pocket Picking	1	0	0	0
Theft - Purse Snatching	0	0	0	0
Theft - Shoplifting	2	2	2	0
Theft from Building	26	5	2	0
Theft from Coin Machine	3	0	0	0
Theft from Motor Vehicle	27	1	1	0
Theft of Motor Vehicle Parts	19	2	2	0
Theft - All Other Larceny	88	7	4	7
Crimes Against Society				
Drug/Narcotic Violations	77	76	88	10
Drug/Narcotic Equipment Violations	9	9	5	0
Gambling-Betting/Wagering	0	0	0	0
Gambling-Operating/Promoting	0	0	0	0
Gambling-Equipment Violation	0	0	0	0
Gambling-Sports Tampering	0	0	0	0
Pornography/Obscene Materials	0	0	0	0
Prostitution	0	0	0	0
Prostitution-Assisting/Promoting	0	0	0	0
Weapon Law Violations	6	6	6	0
Total Group A Offenses	684	281	209	46



Fayette County Sheriff's Department

2002 Population Estimate 31,202
 No. of Municipal Police Depts. 6

Offense Overview

Offense Total 1,281
 Number Cleared 215
 Percent Cleared 16.8%

Group A Crimes per 100,000 population 4,105.5

Arrest Overview

Total Arrests 610
 Adult Arrests 594
 Juvenile Arrests 15
 Unknown Age 1

Arrests per 100,000 population 1,955.0

Avg. number offenses/incident 1.03

Domestic Violence Victims

Offense	Total	Arrests
Murder	0	0
Aggravated Assault	17	14
Simple Assault	24	23
Intimidation	4	3
Stalking	0	0
Forcible Rape	1	1
Forcible Sodomy	0	0
Sexual Assault w/Object	0	0
Forcible Fondling	0	0
Incest	0	0
Statutory Rape	0	0
Kidnapping/Abduction	0	0
Total	46	41

TIBRS Group B Arrests

Offense	Adult	Juvenile
Bad Checks	66	0
Curfew/Vagrancy	1	0
Disorderly Conduct	4	0
DUI	38	0
Drunkenness	17	0
Family-Non Violent	0	0
Liquor Law Violation	0	2
Peeping Tom	0	0
Runaway	0	0
Trespass	34	3
All Other Offense	211	0
Total Group B	371	5

TIBRS Group A Offenses	Offenses		Arrests	
	Reported	Cleared	Adult	Juvenile
Crimes Against Persons				
Murder	0	0	0	0
Negligent Manslaughter	0	0	0	0
Kidnapping/Abduction	0	0	0	0
Forcible Rape	3	3	2	1
Forcible Sodomy	0	0	0	0
Sexual Assault w/Object	0	0	0	0
Forcible Fondling	3	1	1	0
Incest	0	0	0	0
Statutory Rape	0	0	0	0
Aggravated Assault	82	47	46	2
Simple Assault	157	52	51	1
Intimidation	59	8	5	0
Stalking	62	0	1	0
Crimes Against Property				
Arson	4	1	1	0
Bribery	0	0	0	0
Burglary	265	9	13	2
Counterfeiting/Forgery	5	1	1	0
Destruction/Damage/Vandalism	148	8	5	3
Embezzlement	1	0	0	0
Extortion/Blackmail	0	0	0	0
Fraud - False Pretenses	4	0	0	0
Fraud - Credit Card/ATM	2	0	0	0
Fraud - Impersonation	3	1	1	0
Fraud - Welfare	0	0	0	0
Fraud - Wire	2	0	0	0
Motor Vehicle Theft	63	1	1	1
Robbery	13	4	3	0
Stolen Property Offense	0	0	0	0
Theft - Pocket Picking	3	0	0	0
Theft - Purse Snatching	1	0	0	0
Theft - Shoplifting	5	2	2	0
Theft from Building	74	3	0	0
Theft from Coin Machine	2	0	0	0
Theft from Motor Vehicle	55	1	1	0
Theft of Motor Vehicle Parts	43	2	1	0
Theft - All Other Larceny	150	2	3	0
Crimes Against Society				
Drug/Narcotic Violations	57	55	68	0
Drug/Narcotic Equipment Violations	12	11	12	0
Gambling-Betting/Wagering	0	0	0	0
Gambling-Operating/Promoting	0	0	0	0
Gambling-Equipment Violation	0	0	0	0
Gambling-Sports Tampering	0	0	0	0
Pornography/Obscene Materials	0	0	0	0
Prostitution	0	0	0	0
Prostitution-Assisting/Promoting	0	0	0	0
Weapon Law Violations	3	3	5	0
Total Group A Offenses	1,281	215	223	10



Fentress County Sheriff's Department

2002 Population Estimate **16,868**
 No. of Municipal Police Depts. 1

Offense Overview

Offense Total 760
 Number Cleared 408
 Percent Cleared 53.7%

Group A Crimes per 100,000
 population 4,505.6

Arrest Overview

Total Arrests 614
 Adult Arrests 609
 Juvenile Arrests 5
 Unknown Age 0

Arrests per 100,000 population 3,640.0

Avg. number offenses/incident 1.17

Domestic Violence Victims

Offense	Total	Arrests
Murder	1	1
Aggravated Assault	17	14
Simple Assault	25	26
Intimidation	1	1
Stalking	0	0
Forcible Rape	0	0
Forcible Sodomy	0	0
Sexual Assault w/Object	0	0
Forcible Fondling	0	0
Incest	0	0
Statutory Rape	0	0
Kidnapping/Abduction	0	0
Total	44	42

TIBRS Group B Arrests

Offense	Adult	Juvenile
Bad Checks	30	0
Curfew/Vagrancy	0	0
Disorderly Conduct	15	1
DUI	38	0
Drunkenness	34	0
Family-Non Violent	0	0
Liquor Law Violation	2	0
Peeping Tom	0	0
Runaway	0	0
Trespass	2	0
All Other Offense	121	0
Total Group B	242	1

TIBRS Group A Offenses	Offenses		Arrests	
	Reported	Cleared	Adult	Juvenile
Crimes Against Persons				
Murder	1	1	1	0
Negligent Manslaughter	0	0	0	0
Kidnapping/Abduction	1	0	0	0
Forcible Rape	1	0	0	0
Forcible Sodomy	0	0	0	0
Sexual Assault w/Object	0	0	0	0
Forcible Fondling	1	1	1	0
Incest	0	0	0	0
Statutory Rape	1	0	0	0
Aggravated Assault	41	37	30	0
Simple Assault	64	62	66	0
Intimidation	6	4	4	0
Stalking	3	2	2	0
Crimes Against Property				
Arson	2	0	0	0
Bribery	0	0	0	0
Burglary	136	25	29	1
Counterfeiting/Forgery	11	10	7	1
Destruction/Damage/Vandalism	97	16	3	2
Embezzlement	0	0	0	0
Extortion/Blackmail	0	0	0	0
Fraud - False Pretenses	10	6	6	0
Fraud - Credit Card/ATM	0	0	0	0
Fraud - Impersonation	0	0	0	0
Fraud - Welfare	0	0	0	0
Fraud - Wire	0	0	0	0
Motor Vehicle Theft	42	17	15	0
Robbery	0	0	0	0
Stolen Property Offense	0	0	0	0
Theft - Pocket Picking	0	0	0	0
Theft - Purse Snatching	0	0	0	0
Theft - Shoplifting	5	3	3	0
Theft from Building	16	6	11	0
Theft from Coin Machine	6	0	0	0
Theft from Motor Vehicle	33	7	7	0
Theft of Motor Vehicle Parts	6	1	1	0
Theft - All Other Larceny	81	14	13	0
Crimes Against Society				
Drug/Narcotic Violations	137	137	144	0
Drug/Narcotic Equipment Violations	49	49	21	0
Gambling-Betting/Wagering	0	0	0	0
Gambling-Operating/Promoting	0	0	0	0
Gambling-Equipment Violation	0	0	0	0
Gambling-Sports Tampering	0	0	0	0
Pornography/Obscene Materials	0	0	0	0
Prostitution	0	0	0	0
Prostitution-Assisting/Promoting	0	0	0	0
Weapon Law Violations	10	10	3	0
Total Group A Offenses	760	408	367	4



Franklin County Sheriff's Department

2002 Population Estimate 39,998
No. of Municipal Police Depts. 5

Offense Overview

Offense Total 831
 Number Cleared 225
 Percent Cleared 27.1%

Group A Crimes per 100,000 population 2,077.6

Arrest Overview

Total Arrests 1,151
 Adult Arrests 1,144
 Juvenile Arrests 7
 Unknown Age 0

Arrests per 100,000 population 2,877.6

Avg. number offenses/incident 1.12

Domestic Violence Victims

Offense	Total	Arrests
Murder	0	0
Aggravated Assault	22	11
Simple Assault	79	36
Intimidation	26	4
Stalking	2	1
Forcible Rape	0	0
Forcible Sodomy	0	0
Sexual Assault w/Object	0	0
Forcible Fondling	2	0
Incest	0	0
Statutory Rape	0	0
Kidnapping/Abduction	1	0
Total	132	52

TIBRS Group B Arrests

Offense	Adult	Juvenile
Bad Checks	8	0
Curfew/Vagrancy	0	0
Disorderly Conduct	9	0
DUI	68	0
Drunkenness	39	0
Family-Non Violent	23	0
Liquor Law Violation	5	3
Peeping Tom	0	0
Runaway	0	0
Trespass	7	0
All Other Offense	790	0
Total Group B	949	3

TIBRS Group A Offenses	Offenses		Arrests	
	Reported	Cleared	Adult	Juvenile
Crimes Against Persons				
Murder	1	1	1	0
Negligent Manslaughter	0	0	0	0
Kidnapping/Abduction	2	0	0	0
Forcible Rape	0	0	0	0
Forcible Sodomy	0	0	0	0
Sexual Assault w/Object	0	0	0	0
Forcible Fondling	4	0	0	0
Incest	0	0	0	0
Statutory Rape	1	1	1	0
Aggravated Assault	41	24	17	1
Simple Assault	133	66	59	0
Intimidation	73	12	8	0
Stalking	11	3	3	0
Crimes Against Property				
Arson	2	0	0	0
Bribery	0	0	0	0
Burglary	149	6	7	0
Counterfeiting/Forgery	0	0	0	0
Destruction/Damage/Vandalism	79	5	2	0
Embezzlement	0	0	0	0
Extortion/Blackmail	0	0	0	0
Fraud - False Pretenses	17	2	3	0
Fraud - Credit Card/ATM	0	0	0	0
Fraud - Impersonation	3	0	0	0
Fraud - Welfare	0	0	0	0
Fraud - Wire	0	0	0	0
Motor Vehicle Theft	44	7	3	0
Robbery	2	1	2	0
Stolen Property Offense	4	4	6	0
Theft - Pocket Picking	0	0	0	0
Theft - Purse Snatching	0	0	0	0
Theft - Shoplifting	2	0	0	0
Theft from Building	21	1	1	0
Theft from Coin Machine	0	0	0	0
Theft from Motor Vehicle	39	3	1	0
Theft of Motor Vehicle Parts	20	1	1	0
Theft - All Other Larceny	89	2	3	0
Crimes Against Society				
Drug/Narcotic Violations	46	44	61	1
Drug/Narcotic Equipment Violations	34	29	12	2
Gambling-Betting/Wagering	0	0	0	0
Gambling-Operating/Promoting	0	0	0	0
Gambling-Equipment Violation	0	0	0	0
Gambling-Sports Tampering	0	0	0	0
Pornography/Obscene Materials	0	0	0	0
Prostitution	0	0	0	0
Prostitution-Assisting/Promoting	0	0	0	0
Weapon Law Violations	14	13	4	0
Total Group A Offenses	831	225	195	4



Gibson County Sheriff's Department

2002 Population Estimate **48,274**
 No. of Municipal Police Depts. 8

Offense Overview

Offense Total 658
 Number Cleared 113
 Percent Cleared 17.2%

Group A Crimes per 100,000
 population 1,363.1

Arrest Overview

Total Arrests 128
 Adult Arrests 119
 Juvenile Arrests 9
 Unknown Age 0

Arrests per 100,000 population 265.2

Avg. number offenses/incident 1.09

Domestic Violence Victims

Offense	Total	Arrests
Murder	1	1
Aggravated Assault	16	5
Simple Assault	60	14
Intimidation	19	0
Stalking	2	0
Forcible Rape	2	0
Forcible Sodomy	0	0
Sexual Assault w/Object	0	0
Forcible Fondling	0	0
Incest	1	1
Statutory Rape	0	0
Kidnapping/Abduction	0	0
Total	101	21

TIBRS Group B Arrests

Offense	Adult	Juvenile
Bad Checks	0	0
Curfew/Vagrancy	0	0
Disorderly Conduct	7	1
DUI	8	0
Drunkenness	3	0
Family-Non Violent	0	0
Liquor Law Violation	0	0
Peeping Tom	0	0
Runaway	0	0
Trespass	1	1
All Other Offense	11	0
Total Group B	30	2

TIBRS Group A Offenses	Offenses		Arrests	
	Reported	Cleared	Adult	Juvenile
Crimes Against Persons				
Murder	1	1	2	0
Negligent Manslaughter	0	0	0	0
Kidnapping/Abduction	0	0	0	0
Forcible Rape	2	1	0	0
Forcible Sodomy	0	0	0	0
Sexual Assault w/Object	0	0	0	0
Forcible Fondling	1	1	1	0
Incest	1	1	0	1
Statutory Rape	0	0	0	0
Aggravated Assault	41	16	9	0
Simple Assault	114	20	23	1
Intimidation	38	3	0	0
Stalking	2	0	0	0
Crimes Against Property				
Arson	7	0	0	0
Bribery	0	0	0	0
Burglary	129	18	13	3
Counterfeiting/Forgery	6	1	1	0
Destruction/Damage/Vandalism	99	3	2	1
Embezzlement	0	0	0	0
Extortion/Blackmail	0	0	0	0
Fraud - False Pretenses	9	1	0	0
Fraud - Credit Card/ATM	0	0	0	0
Fraud - Impersonation	2	0	0	0
Fraud - Welfare	0	0	0	0
Fraud - Wire	1	0	0	0
Motor Vehicle Theft	28	7	1	0
Robbery	3	1	2	0
Stolen Property Offense	1	0	0	0
Theft - Pocket Picking	0	0	0	0
Theft - Purse Snatching	0	0	0	0
Theft - Shoplifting	0	0	0	0
Theft from Building	18	2	2	0
Theft from Coin Machine	0	0	0	0
Theft from Motor Vehicle	23	1	1	0
Theft of Motor Vehicle Parts	12	0	0	0
Theft - All Other Larceny	82	5	5	0
Crimes Against Society				
Drug/Narcotic Violations	23	18	20	1
Drug/Narcotic Equipment Violations	10	9	2	0
Gambling-Betting/Wagering	0	0	0	0
Gambling-Operating/Promoting	1	1	2	0
Gambling-Equipment Violation	1	1	0	0
Gambling-Sports Tampering	0	0	0	0
Pornography/Obscene Materials	0	0	0	0
Prostitution	0	0	0	0
Prostitution-Assisting/Promoting	0	0	0	0
Weapon Law Violations	3	2	3	0
Total Group A Offenses	658	113	89	7



Giles County Sheriff's Department

2002 Population Estimate 29,355
 No. of Municipal Police Depts. 5

Offense Overview

Offense Total 633
 Number Cleared 299
 Percent Cleared 47.2%

Group A Crimes per 100,000 population 2,156.4

Arrest Overview

Total Arrests 696
 Adult Arrests 656
 Juvenile Arrests 35
 Unknown Age 5

Arrests per 100,000 population 2,371.0

Avg. number offenses/incident 1.09

Domestic Violence Victims

Offense	Total	Arrests
Murder	0	0
Aggravated Assault	13	9
Simple Assault	77	42
Intimidation	1	0
Stalking	0	0
Forcible Rape	2	1
Forcible Sodomy	0	0
Sexual Assault w/Object	0	0
Forcible Fondling	0	0
Incest	0	0
Statutory Rape	0	0
Kidnapping/Abduction	0	0
Total	93	52

TIBRS Group B Arrests

Offense	Adult	Juvenile
Bad Checks	78	0
Curfew/Vagrancy	0	0
Disorderly Conduct	2	0
DUI	20	0
Drunkenness	46	1
Family-Non Violent	29	0
Liquor Law Violation	22	5
Peeping Tom	0	0
Runaway	0	0
Trespass	9	2
All Other Offense	250	2
Total Group B	456	10

TIBRS Group A Offenses	Offenses		Arrests	
	Reported	Cleared	Adult	Juvenile
Crimes Against Persons				
Murder	1	0	0	0
Negligent Manslaughter	0	0	0	0
Kidnapping/Abduction	0	0	0	0
Forcible Rape	5	2	2	0
Forcible Sodomy	0	0	0	0
Sexual Assault w/Object	0	0	0	0
Forcible Fondling	2	1	0	0
Incest	0	0	0	0
Statutory Rape	4	2	2	0
Aggravated Assault	28	24	14	0
Simple Assault	146	112	61	5
Intimidation	4	2	0	0
Stalking	0	0	0	0
Crimes Against Property				
Arson	0	0	0	0
Bribery	0	0	0	0
Burglary	112	15	14	2
Counterfeiting/Forgery	14	9	7	0
Destruction/Damage/Vandalism	86	23	12	2
Embezzlement	1	1	1	0
Extortion/Blackmail	0	0	0	0
Fraud - False Pretenses	5	0	0	0
Fraud - Credit Card/ATM	0	0	0	0
Fraud - Impersonation	1	0	0	0
Fraud - Welfare	0	0	0	0
Fraud - Wire	0	0	0	0
Motor Vehicle Theft	18	4	2	1
Robbery	1	1	1	0
Stolen Property Offense	0	0	0	0
Theft - Pocket Picking	0	0	0	0
Theft - Purse Snatching	0	0	0	0
Theft - Shoplifting	2	1	1	0
Theft from Building	44	10	4	1
Theft from Coin Machine	1	0	0	0
Theft from Motor Vehicle	27	5	1	1
Theft of Motor Vehicle Parts	9	1	1	0
Theft - All Other Larceny	50	16	14	3
Crimes Against Society				
Drug/Narcotic Violations	53	51	55	9
Drug/Narcotic Equipment Violations	14	14	3	1
Gambling-Betting/Wagering	0	0	0	0
Gambling-Operating/Promoting	1	1	2	0
Gambling-Equipment Violation	0	0	0	0
Gambling-Sports Tampering	0	0	0	0
Pornography/Obscene Materials	0	0	0	0
Prostitution	0	0	0	0
Prostitution-Assisting/Promoting	0	0	0	0
Weapon Law Violations	4	4	3	0
Total Group A Offenses	633	299	200	25



Grainger County Sheriff's Department

2002 Population Estimate 21,109
 No. of Municipal Police Depts. 3

Offense Overview

Offense Total 705
 Number Cleared 264
 Percent Cleared 37.4%

Group A Crimes per 100,000 population 3,339.8

Arrest Overview

Total Arrests 633
 Adult Arrests 574
 Juvenile Arrests 44
 Unknown Age 15

Arrests per 100,000 population 2,998.7

Avg. number offenses/incident 1.11

Domestic Violence Victims

Offense	Total	Arrests
Murder	1	1
Aggravated Assault	17	12
Simple Assault	39	23
Intimidation	4	2
Stalking	0	0
Forcible Rape	0	0
Forcible Sodomy	0	0
Sexual Assault w/Object	0	0
Forcible Fondling	0	0
Incest	1	0
Statutory Rape	0	0
Kidnapping/Abduction	0	0
Total	62	38

TIBRS Group B Arrests

Offense	Adult	Juvenile
Bad Checks	48	0
Curfew/Vagrancy	0	5
Disorderly Conduct	7	1
DUI	37	0
Drunkenness	62	0
Family-Non Violent	13	3
Liquor Law Violation	2	5
Peeping Tom	0	0
Runaway	0	0
Trespass	12	0
All Other Offense	196	7
Total Group B	377	21

TIBRS Group A Offenses	Offenses		Arrests	
	Reported	Cleared	Adult	Juvenile
Crimes Against Persons				
Murder	1	1	1	0
Negligent Manslaughter	0	0	0	0
Kidnapping/Abduction	1	1	1	0
Forcible Rape	3	3	2	0
Forcible Sodomy	0	0	0	0
Sexual Assault w/Object	0	0	0	0
Forcible Fondling	0	0	0	0
Incest	1	1	0	0
Statutory Rape	2	2	2	0
Aggravated Assault	45	35	27	2
Simple Assault	87	50	42	7
Intimidation	18	3	4	0
Stalking	1	0	0	0
Crimes Against Property				
Arson	1	0	0	0
Bribery	0	0	0	0
Burglary	71	8	6	1
Counterfeiting/Forgery	17	4	3	0
Destruction/Damage/Vandalism	123	16	8	4
Embezzlement	0	0	0	0
Extortion/Blackmail	0	0	0	0
Fraud - False Pretenses	1	0	0	0
Fraud - Credit Card/ATM	3	0	0	0
Fraud - Impersonation	2	0	0	0
Fraud - Welfare	0	0	0	0
Fraud - Wire	0	0	0	0
Motor Vehicle Theft	16	5	3	0
Robbery	2	1	2	0
Stolen Property Offense	0	0	0	0
Theft - Pocket Picking	0	0	0	0
Theft - Purse Snatching	0	0	0	0
Theft - Shoplifting	0	0	0	0
Theft from Building	69	11	11	0
Theft from Coin Machine	0	0	0	0
Theft from Motor Vehicle	31	1	0	0
Theft of Motor Vehicle Parts	11	1	0	2
Theft - All Other Larceny	83	7	7	1
Crimes Against Society				
Drug/Narcotic Violations	71	69	64	6
Drug/Narcotic Equipment Violations	39	39	11	0
Gambling-Betting/Wagering	0	0	0	0
Gambling-Operating/Promoting	0	0	0	0
Gambling-Equipment Violation	0	0	0	0
Gambling-Sports Tampering	0	0	0	0
Pornography/Obscene Materials	0	0	0	0
Prostitution	0	0	0	0
Prostitution-Assisting/Promoting	0	0	0	0
Weapon Law Violations	6	6	3	0
Total Group A Offenses	705	264	197	23



Greene County Sheriff's Department

2002 Population Estimate **63,763**
 No. of Municipal Police Depts. 3

Offense Overview

Offense Total 2,638
 Number Cleared 418
 Percent Cleared 15.8%

Group A Crimes per 100,000
 population 4,137.2

Arrest Overview

Total Arrests 1,516
 Adult Arrests 1,398
 Juvenile Arrests 118
 Unknown Age 0

Arrests per 100,000 population 2,377.6

Avg. number offenses/incident 1.13

Domestic Violence Victims

Offense	Total	Arrests
Murder	0	0
Aggravated Assault	57	22
Simple Assault	174	64
Intimidation	7	0
Stalking	0	0
Forcible Rape	1	0
Forcible Sodomy	0	0
Sexual Assault w/Object	1	0
Forcible Fondling	4	0
Incest	0	0
Statutory Rape	0	0
Kidnapping/Abduction	3	2
Total	247	88

TIBRS Group B Arrests

Offense	Adult	Juvenile
Bad Checks	564	0
Curfew/Vagrancy	0	0
Disorderly Conduct	0	4
DUI	149	5
Drunkenness	90	1
Family-Non Violent	11	0
Liquor Law Violation	1	2
Peeping Tom	0	0
Runaway	0	69
Trespass	5	0
All Other Offense	282	6
Total Group B	1,102	87

TIBRS Group A Offenses	Offenses		Arrests	
	Reported	Cleared	Adult	Juvenile
Crimes Against Persons				
Murder	1	1	1	0
Negligent Manslaughter	0	0	0	0
Kidnapping/Abduction	5	2	2	0
Forcible Rape	7	1	1	0
Forcible Sodomy	1	0	0	0
Sexual Assault w/Object	2	1	0	0
Forcible Fondling	15	0	0	0
Incest	0	0	0	0
Statutory Rape	4	1	1	0
Aggravated Assault	217	50	36	3
Simple Assault	377	125	103	9
Intimidation	29	5	4	0
Stalking	1	0	0	0
Crimes Against Property				
Arson	7	1	0	1
Bribery	0	0	0	0
Burglary	521	20	13	0
Counterfeiting/Forgery	50	7	3	0
Destruction/Damage/Vandalism	460	15	6	3
Embezzlement	4	0	0	0
Extortion/Blackmail	0	0	0	0
Fraud - False Pretenses	44	7	3	0
Fraud - Credit Card/ATM	12	0	0	0
Fraud - Impersonation	13	8	8	0
Fraud - Welfare	0	0	0	0
Fraud - Wire	0	0	0	0
Motor Vehicle Theft	149	47	5	6
Robbery	12	1	1	0
Stolen Property Offense	0	0	0	0
Theft - Pocket Picking	3	0	0	0
Theft - Purse Snatching	0	0	0	0
Theft - Shoplifting	10	1	2	0
Theft from Building	151	11	9	0
Theft from Coin Machine	12	0	0	0
Theft from Motor Vehicle	108	4	4	0
Theft of Motor Vehicle Parts	82	0	0	0
Theft - All Other Larceny	231	16	8	3
Crimes Against Society				
Drug/Narcotic Violations	74	64	72	6
Drug/Narcotic Equipment Violations	20	18	3	0
Gambling-Betting/Wagering	0	0	0	0
Gambling-Operating/Promoting	0	0	0	0
Gambling-Equipment Violation	0	0	0	0
Gambling-Sports Tampering	0	0	0	0
Pornography/Obscene Materials	1	1	1	0
Prostitution	0	0	0	0
Prostitution-Assisting/Promoting	0	0	0	0
Weapon Law Violations	15	11	10	0
Total Group A Offenses	2,638	418	296	31



Grundy County Sheriff's Department

2002 Population Estimate 14,335
No. of Municipal Police Depts. 2

Offense Overview

Offense Total 148
 Number Cleared 106
 Percent Cleared 71.6%

Group A Crimes per 100,000 population 1,032.4

Arrest Overview

Total Arrests 266
 Adult Arrests 266
 Juvenile Arrests 0
 Unknown Age 0

Arrests per 100,000 population 1,855.6

Avg. number offenses/incident 1.12

Domestic Violence Victims

Offense	Total	Arrests
Murder	0	0
Aggravated Assault	8	7
Simple Assault	11	9
Intimidation	1	1
Stalking	0	0
Forcible Rape	1	1
Forcible Sodomy	0	0
Sexual Assault w/Object	0	0
Forcible Fondling	0	0
Incest	0	0
Statutory Rape	0	0
Kidnapping/Abduction	0	0
Total	21	18

TIBRS Group B Arrests

Offense	Adult	Juvenile
Bad Checks	12	0
Curfew/Vagrancy	0	0
Disorderly Conduct	2	0
DUI	0	0
Drunkenness	0	0
Family-Non Violent	0	0
Liquor Law Violation	1	0
Peeping Tom	0	0
Runaway	0	0
Trespass	1	0
All Other Offense	160	0
Total Group B	176	0

TIBRS Group A Offenses	Offenses		Arrests	
	Reported	Cleared	Adult	Juvenile
Crimes Against Persons				
Murder	0	0	0	0
Negligent Manslaughter	0	0	0	0
Kidnapping/Abduction	2	2	2	0
Forcible Rape	1	1	1	0
Forcible Sodomy	0	0	0	0
Sexual Assault w/Object	0	0	0	0
Forcible Fondling	0	0	0	0
Incest	0	0	0	0
Statutory Rape	0	0	0	0
Aggravated Assault	37	32	29	0
Simple Assault	30	28	22	0
Intimidation	5	5	6	0
Stalking	3	2	2	0
Crimes Against Property				
Arson	0	0	0	0
Bribery	0	0	0	0
Burglary	19	3	3	0
Counterfeiting/Forgery	2	2	2	0
Destruction/Damage/Vandalism	17	12	6	0
Embezzlement	0	0	0	0
Extortion/Blackmail	0	0	0	0
Fraud - False Pretenses	1	1	1	0
Fraud - Credit Card/ATM	0	0	0	0
Fraud - Impersonation	0	0	0	0
Fraud - Welfare	0	0	0	0
Fraud - Wire	0	0	0	0
Motor Vehicle Theft	14	11	7	0
Robbery	1	1	2	0
Stolen Property Offense	1	1	1	0
Theft - Pocket Picking	1	1	2	0
Theft - Purse Snatching	0	0	0	0
Theft - Shoplifting	2	2	2	0
Theft from Building	2	1	1	0
Theft from Coin Machine	0	0	0	0
Theft from Motor Vehicle	4	0	0	0
Theft of Motor Vehicle Parts	1	0	0	0
Theft - All Other Larceny	5	1	1	0
Crimes Against Society				
Drug/Narcotic Violations	0	0	0	0
Drug/Narcotic Equipment Violations	0	0	0	0
Gambling-Betting/Wagering	0	0	0	0
Gambling-Operating/Promoting	0	0	0	0
Gambling-Equipment Violation	0	0	0	0
Gambling-Sports Tampering	0	0	0	0
Pornography/Obscene Materials	0	0	0	0
Prostitution	0	0	0	0
Prostitution-Assisting/Promoting	0	0	0	0
Weapon Law Violations	0	0	0	0
Total Group A Offenses	148	106	90	0

Note: This is partial data. Data submissions for all months of 2003 appeared low.



Hamblen County Sheriff's Department

2002 Population Estimate 58,623
 No. of Municipal Police Depts. 1

Offense Overview

Offense Total 1,564
 Number Cleared 502
 Percent Cleared 32.1%

Group A Crimes per 100,000 population 2,667.9

Arrest Overview

Total Arrests 1,555
 Adult Arrests 1,474
 Juvenile Arrests 81
 Unknown Age 0

Arrests per 100,000 population 2,652.5

Avg. number offenses/incident 1.10

Domestic Violence Victims

Offense	Total	Arrests
Murder	1	1
Aggravated Assault	43	25
Simple Assault	129	66
Intimidation	34	6
Stalking	2	0
Forcible Rape	1	1
Forcible Sodomy	0	0
Sexual Assault w/Object	0	0
Forcible Fondling	1	0
Incest	0	0
Statutory Rape	1	1
Kidnapping/Abduction	1	0
Total	213	100

TIBRS Group B Arrests

Offense	Adult	Juvenile
Bad Checks	244	0
Curfew/Vagrancy	0	0
Disorderly Conduct	6	0
DUI	47	0
Drunkenness	119	3
Family-Non Violent	69	0
Liquor Law Violation	0	0
Peeping Tom	0	0
Runaway	0	45
Trespass	6	0
All Other Offense	614	1
Total Group B	1,105	49

TIBRS Group A Offenses	Offenses		Arrests	
	Reported	Cleared	Adult	Juvenile
Crimes Against Persons				
Murder	5	3	3	0
Negligent Manslaughter	0	0	0	0
Kidnapping/Abduction	1	1	0	0
Forcible Rape	3	1	1	0
Forcible Sodomy	1	0	0	0
Sexual Assault w/Object	0	0	0	0
Forcible Fondling	1	0	0	0
Incest	0	0	0	0
Statutory Rape	2	2	1	1
Aggravated Assault	97	65	49	3
Simple Assault	231	128	104	3
Intimidation	108	21	12	0
Stalking	3	0	0	0
Crimes Against Property				
Arson	11	1	1	0
Bribery	0	0	0	0
Burglary	241	34	23	6
Counterfeiting/Forgery	9	6	6	0
Destruction/Damage/Vandalism	210	45	15	5
Embezzlement	0	0	0	0
Extortion/Blackmail	0	0	0	0
Fraud - False Pretenses	33	4	3	0
Fraud - Credit Card/ATM	3	0	0	0
Fraud - Impersonation	11	8	7	0
Fraud - Welfare	0	0	0	0
Fraud - Wire	0	0	0	0
Motor Vehicle Theft	59	17	11	6
Robbery	13	3	2	1
Stolen Property Offense	4	4	2	0
Theft - Pocket Picking	0	0	0	0
Theft - Purse Snatching	1	0	0	0
Theft - Shoplifting	3	0	0	0
Theft from Building	106	33	25	0
Theft from Coin Machine	4	0	0	0
Theft from Motor Vehicle	91	7	3	2
Theft of Motor Vehicle Parts	84	5	2	1
Theft - All Other Larceny	124	13	9	2
Crimes Against Society				
Drug/Narcotic Violations	86	83	82	1
Drug/Narcotic Equipment Violations	10	9	3	0
Gambling-Betting/Wagering	0	0	0	0
Gambling-Operating/Promoting	0	0	0	0
Gambling-Equipment Violation	0	0	0	0
Gambling-Sports Tampering	0	0	0	0
Pornography/Obscene Materials	0	0	0	0
Prostitution	0	0	0	0
Prostitution-Assisting/Promoting	0	0	0	0
Weapon Law Violations	9	9	5	1
Total Group A Offenses	1,564	502	369	32



Hamilton County Sheriff's Department

2002 Population Estimate 309,321
 No. of Municipal Police Depts. 8

Offense Overview

Offense Total 5,712
 Number Cleared 2,258
 Percent Cleared 39.5%

Group A Crimes per 100,000 population 1,846.6

Arrest Overview

Total Arrests 7,086
 Adult Arrests 6,088
 Juvenile Arrests 992
 Unknown Age 6

Arrests per 100,000 population 2,290.8

Avg. number offenses/incident 1.17

Domestic Violence Victims

Offense	Total	Arrests
Murder	4	3
Aggravated Assault	98	60
Simple Assault	389	181
Intimidation	86	6
Stalking	3	2
Forcible Rape	1	0
Forcible Sodomy	3	0
Sexual Assault w/Object	2	0
Forcible Fondling	10	2
Incest	0	0
Statutory Rape	0	0
Kidnapping/Abduction	4	0
Total	600	254

TIBRS Group B Arrests

Offense	Adult	Juvenile
Bad Checks	384	0
Curfew/Vagrancy	1	115
Disorderly Conduct	33	228
DUI	478	12
Drunkenness	145	2
Family-Non Violent	1	0
Liquor Law Violation	164	96
Peeping Tom	0	0
Runaway	0	19
Trespass	17	17
All Other Offense	3,711	161
Total Group B	4,934	650

TIBRS Group A Offenses	Offenses		Arrests	
	Reported	Cleared	Adult	Juvenile
Crimes Against Persons				
Murder	5	5	4	0
Negligent Manslaughter	0	0	0	0
Kidnapping/Abduction	9	3	0	0
Forcible Rape	16	7	4	2
Forcible Sodomy	12	6	1	0
Sexual Assault w/Object	2	1	0	0
Forcible Fondling	47	25	2	13
Incest	0	0	0	0
Statutory Rape	7	2	1	0
Aggravated Assault	309	220	148	12
Simple Assault	971	664	290	145
Intimidation	330	119	22	13
Stalking	14	8	4	2
Crimes Against Property				
Arson	6	3	2	0
Bribery	1	1	0	0
Burglary	517	66	58	4
Counterfeiting/Forgery	95	56	9	0
Destruction/Damage/Vandalism	803	131	36	22
Embezzlement	0	0	0	0
Extortion/Blackmail	0	0	0	0
Fraud - False Pretenses	166	115	53	0
Fraud - Credit Card/ATM	30	4	1	0
Fraud - Impersonation	47	24	17	4
Fraud - Welfare	1	0	0	0
Fraud - Wire	1	0	0	0
Motor Vehicle Theft	146	38	21	6
Robbery	22	6	3	0
Stolen Property Offense	27	20	26	0
Theft - Pocket Picking	6	1	1	0
Theft - Purse Snatching	1	0	0	0
Theft - Shoplifting	81	27	21	4
Theft from Building	288	67	25	16
Theft from Coin Machine	8	0	0	0
Theft from Motor Vehicle	281	28	18	22
Theft of Motor Vehicle Parts	103	8	7	0
Theft - All Other Larceny	542	37	19	5
Crimes Against Society				
Drug/Narcotic Violations	490	330	307	57
Drug/Narcotic Equipment Violations	280	201	45	12
Gambling-Betting/Wagering	0	0	0	0
Gambling-Operating/Promoting	0	0	0	0
Gambling-Equipment Violation	0	0	0	0
Gambling-Sports Tampering	0	0	0	0
Pornography/Obscene Materials	1	0	0	0
Prostitution	0	0	0	0
Prostitution-Assisting/Promoting	0	0	0	0
Weapon Law Violations	47	35	9	3
Total Group A Offenses	5,712	2,258	1,154	342



Hancock County Sheriff's Department

2002 Population Estimate 6,793
 No. of Municipal Police Depts. 1

Offense Overview

Offense Total 105
 Number Cleared 7
 Percent Cleared 6.7%

Group A Crimes per 100,000 population 1,545.7

Arrest Overview

Total Arrests 21
 Adult Arrests 20
 Juvenile Arrests 1
 Unknown Age 0

Arrests per 100,000 population 309.1

Avg. number offenses/incident 1.01

Domestic Violence Victims

Offense	Total	Arrests
Murder	0	0
Aggravated Assault	3	0
Simple Assault	0	0
Intimidation	0	0
Stalking	0	0
Forcible Rape	0	0
Forcible Sodomy	0	0
Sexual Assault w/Object	0	0
Forcible Fondling	0	0
Incest	0	0
Statutory Rape	0	0
Kidnapping/Abduction	1	0
Total	4	0

TIBRS Group B Arrests

Offense	Adult	Juvenile
Bad Checks	0	0
Curfew/Vagrancy	0	0
Disorderly Conduct	0	0
DUI	8	0
Drunkenness	4	0
Family-Non Violent	0	0
Liquor Law Violation	0	0
Peeping Tom	0	0
Runaway	0	0
Trespass	0	0
All Other Offense	1	0
Total Group B	13	0

TIBRS Group A Offenses	Offenses		Arrests	
	Reported	Cleared	Adult	Juvenile
Crimes Against Persons				
Murder	0	0	0	0
Negligent Manslaughter	0	0	0	0
Kidnapping/Abduction	1	0	0	0
Forcible Rape	0	0	0	0
Forcible Sodomy	0	0	0	0
Sexual Assault w/Object	0	0	0	0
Forcible Fondling	0	0	0	0
Incest	0	0	0	0
Statutory Rape	0	0	0	0
Aggravated Assault	8	3	3	1
Simple Assault	2	0	0	0
Intimidation	0	0	0	0
Stalking	0	0	0	0
Crimes Against Property				
Arson	0	0	0	0
Bribery	0	0	0	0
Burglary	30	3	4	0
Counterfeiting/Forgery	1	0	0	0
Destruction/Damage/Vandalism	14	0	0	0
Embezzlement	0	0	0	0
Extortion/Blackmail	0	0	0	0
Fraud - False Pretenses	0	0	0	0
Fraud - Credit Card/ATM	0	0	0	0
Fraud - Impersonation	0	0	0	0
Fraud - Welfare	0	0	0	0
Fraud - Wire	0	0	0	0
Motor Vehicle Theft	4	0	0	0
Robbery	0	0	0	0
Stolen Property Offense	0	0	0	0
Theft - Pocket Picking	0	0	0	0
Theft - Purse Snatching	0	0	0	0
Theft - Shoplifting	0	0	0	0
Theft from Building	13	1	0	0
Theft from Coin Machine	1	0	0	0
Theft from Motor Vehicle	6	0	0	0
Theft of Motor Vehicle Parts	3	0	0	0
Theft - All Other Larceny	22	0	0	0
Crimes Against Society				
Drug/Narcotic Violations	0	0	0	0
Drug/Narcotic Equipment Violations	0	0	0	0
Gambling-Betting/Wagering	0	0	0	0
Gambling-Operating/Promoting	0	0	0	0
Gambling-Equipment Violation	0	0	0	0
Gambling-Sports Tampering	0	0	0	0
Pornography/Obscene Materials	0	0	0	0
Prostitution	0	0	0	0
Prostitution-Assisting/Promoting	0	0	0	0
Weapon Law Violations	0	0	0	0
Total Group A Offenses	105	7	7	1



Hardeman County Sheriff's Department

2002 Population Estimate 29,812
 No. of Municipal Police Depts. 5

Offense Overview

Offense Total 1,062
 Number Cleared 372
 Percent Cleared 35.0%

Group A Crimes per 100,000 population 3,562.3

Arrest Overview

Total Arrests 956
 Adult Arrests 909
 Juvenile Arrests 47
 Unknown Age 0

Arrests per 100,000 population 3,206.8

Avg. number offenses/incident 1.11

Domestic Violence Victims

Offense	Total	Arrests
Murder	0	0
Aggravated Assault	33	25
Simple Assault	75	49
Intimidation	14	6
Stalking	2	1
Forcible Rape	0	0
Forcible Sodomy	0	0
Sexual Assault w/Object	0	0
Forcible Fondling	0	0
Incest	4	4
Statutory Rape	0	0
Kidnapping/Abduction	0	0
Total	128	85

TIBRS Group B Arrests

Offense	Adult	Juvenile
Bad Checks	184	0
Curfew/Vagrancy	1	3
Disorderly Conduct	1	1
DUI	21	1
Drunkenness	15	1
Family-Non Violent	7	0
Liquor Law Violation	1	0
Peeping Tom	0	0
Runaway	0	4
Trespass	11	0
All Other Offense	358	1
Total Group B	599	11

TIBRS Group A Offenses	Offenses		Arrests	
	Reported	Cleared	Adult	Juvenile
Crimes Against Persons				
Murder	0	0	0	0
Negligent Manslaughter	0	0	0	0
Kidnapping/Abduction	1	1	0	0
Forcible Rape	4	1	1	0
Forcible Sodomy	2	1	1	0
Sexual Assault w/Object	0	0	0	0
Forcible Fondling	0	0	0	0
Incest	4	4	1	3
Statutory Rape	1	0	0	0
Aggravated Assault	101	77	66	6
Simple Assault	155	109	95	3
Intimidation	31	10	12	0
Stalking	7	2	1	0
Crimes Against Property				
Arson	5	1	1	0
Bribery	0	0	0	0
Burglary	293	32	33	10
Counterfeiting/Forgery	9	2	2	0
Destruction/Damage/Vandalism	104	29	12	4
Embezzlement	0	0	0	0
Extortion/Blackmail	0	0	0	0
Fraud - False Pretenses	1	0	0	0
Fraud - Credit Card/ATM	0	0	0	0
Fraud - Impersonation	1	1	1	0
Fraud - Welfare	0	0	0	0
Fraud - Wire	0	0	0	0
Motor Vehicle Theft	69	8	5	2
Robbery	6	2	3	0
Stolen Property Offense	1	1	1	0
Theft - Pocket Picking	0	0	0	0
Theft - Purse Snatching	0	0	0	0
Theft - Shoplifting	0	0	0	0
Theft from Building	41	7	5	3
Theft from Coin Machine	0	0	0	0
Theft from Motor Vehicle	20	2	2	0
Theft of Motor Vehicle Parts	37	1	1	0
Theft - All Other Larceny	101	19	20	2
Crimes Against Society				
Drug/Narcotic Violations	39	38	40	3
Drug/Narcotic Equipment Violations	6	6	4	0
Gambling-Betting/Wagering	0	0	0	0
Gambling-Operating/Promoting	0	0	0	0
Gambling-Equipment Violation	1	1	1	0
Gambling-Sports Tampering	0	0	0	0
Pornography/Obscene Materials	0	0	0	0
Prostitution	0	0	0	0
Prostitution-Assisting/Promoting	0	0	0	0
Weapon Law Violations	22	17	2	0
Total Group A Offenses	1,062	372	310	36



Hardin County Sheriff's Department

2002 Population Estimate 25,825
 No. of Municipal Police Depts. 2

Offense Overview

Offense Total 991
 Number Cleared 346
 Percent Cleared 34.9%

Group A Crimes per 100,000 population 3,837.4

Arrest Overview

Total Arrests 1,089
 Adult Arrests 1,074
 Juvenile Arrests 15
 Unknown Age 0

Arrests per 100,000 population 4,216.8

Avg. number offenses/incident 1.19

Domestic Violence Victims

Offense	Total	Arrests
Murder	0	0
Aggravated Assault	22	12
Simple Assault	99	57
Intimidation	21	2
Stalking	1	0
Forcible Rape	1	0
Forcible Sodomy	0	0
Sexual Assault w/Object	0	0
Forcible Fondling	0	0
Incest	0	0
Statutory Rape	0	0
Kidnapping/Abduction	3	0
Total	147	71

TIBRS Group B Arrests

Offense	Adult	Juvenile
Bad Checks	336	0
Curfew/Vagrancy	0	0
Disorderly Conduct	10	1
DUI	34	0
Drunkenness	100	0
Family-Non Violent	1	0
Liquor Law Violation	6	0
Peeping Tom	0	0
Runaway	0	3
Trespass	5	0
All Other Offense	315	0
Total Group B	807	4

TIBRS Group A Offenses	Offenses		Arrests	
	Reported	Cleared	Adult	Juvenile
Crimes Against Persons				
Murder	0	0	0	0
Negligent Manslaughter	0	0	0	0
Kidnapping/Abduction	3	1	0	0
Forcible Rape	2	1	2	0
Forcible Sodomy	0	0	0	0
Sexual Assault w/Object	0	0	0	0
Forcible Fondling	0	0	0	0
Incest	0	0	0	0
Statutory Rape	0	0	0	0
Aggravated Assault	63	32	23	1
Simple Assault	165	103	90	0
Intimidation	64	8	5	0
Stalking	3	2	1	0
Crimes Against Property				
Arson	8	0	0	0
Bribery	0	0	0	0
Burglary	198	25	25	1
Counterfeiting/Forgery	16	11	6	0
Destruction/Damage/Vandalism	90	9	4	0
Embezzlement	0	0	0	0
Extortion/Blackmail	0	0	0	0
Fraud - False Pretenses	16	10	2	0
Fraud - Credit Card/ATM	2	1	0	2
Fraud - Impersonation	3	2	1	0
Fraud - Welfare	0	0	0	0
Fraud - Wire	1	0	0	0
Motor Vehicle Theft	40	8	4	1
Robbery	2	0	0	0
Stolen Property Offense	2	2	1	2
Theft - Pocket Picking	0	0	0	0
Theft - Purse Snatching	1	0	0	0
Theft - Shoplifting	5	4	4	0
Theft from Building	68	14	15	3
Theft from Coin Machine	1	0	0	0
Theft from Motor Vehicle	36	2	2	0
Theft of Motor Vehicle Parts	9	0	0	0
Theft - All Other Larceny	88	6	7	0
Crimes Against Society				
Drug/Narcotic Violations	61	61	59	1
Drug/Narcotic Equipment Violations	37	37	12	0
Gambling-Betting/Wagering	0	0	0	0
Gambling-Operating/Promoting	0	0	0	0
Gambling-Equipment Violation	0	0	0	0
Gambling-Sports Tampering	0	0	0	0
Pornography/Obscene Materials	0	0	0	0
Prostitution	0	0	0	0
Prostitution-Assisting/Promoting	0	0	0	0
Weapon Law Violations	7	7	4	0
Total Group A Offenses	991	346	267	11



Hawkins County Sheriff's Department

2002 Population Estimate 54,793
 No. of Municipal Police Depts. 4

Offense Overview

Offense Total 1,919
 Number Cleared 266
 Percent Cleared 13.9%

Group A Crimes per 100,000 population 3,502.3

Arrest Overview

Total Arrests 843
 Adult Arrests 822
 Juvenile Arrests 21
 Unknown Age 0

Arrests per 100,000 population 1,538.5

Avg. number offenses/incident 1.03

Domestic Violence Victims

Offense	Total	Arrests
Murder	0	0
Aggravated Assault	8	6
Simple Assault	125	63
Intimidation	4	1
Stalking	0	0
Forcible Rape	0	0
Forcible Sodomy	0	0
Sexual Assault w/Object	0	0
Forcible Fondling	2	0
Incest	1	0
Statutory Rape	0	0
Kidnapping/Abduction	0	0
Total	140	70

TIBRS Group B Arrests

Offense	Adult	Juvenile
Bad Checks	7	0
Curfew/Vagrancy	0	0
Disorderly Conduct	6	0
DUI	75	1
Drunkenness	135	1
Family-Non Violent	0	0
Liquor Law Violation	0	0
Peeping Tom	0	0
Runaway	0	0
Trespass	2	0
All Other Offense	391	6
Total Group B	616	8

TIBRS Group A Offenses	Offenses		Arrests	
	Reported	Cleared	Adult	Juvenile
Crimes Against Persons				
Murder	3	2	2	0
Negligent Manslaughter	0	0	0	0
Kidnapping/Abduction	1	0	0	0
Forcible Rape	8	1	0	0
Forcible Sodomy	0	0	0	0
Sexual Assault w/Object	0	0	0	0
Forcible Fondling	12	0	0	0
Incest	1	0	0	0
Statutory Rape	8	0	0	0
Aggravated Assault	56	21	13	1
Simple Assault	370	150	127	6
Intimidation	177	10	1	0
Stalking	5	0	0	0
Crimes Against Property				
Arson	3	0	0	0
Bribery	0	0	0	0
Burglary	308	7	4	0
Counterfeiting/Forgery	36	1	0	0
Destruction/Damage/Vandalism	355	23	14	1
Embezzlement	0	0	0	0
Extortion/Blackmail	0	0	0	0
Fraud - False Pretenses	0	0	0	0
Fraud - Credit Card/ATM	8	0	0	0
Fraud - Impersonation	2	1	1	0
Fraud - Welfare	0	0	0	0
Fraud - Wire	0	0	0	0
Motor Vehicle Theft	70	7	7	0
Robbery	4	0	0	0
Stolen Property Offense	0	0	0	0
Theft - Pocket Picking	0	0	0	0
Theft - Purse Snatching	0	0	0	0
Theft - Shoplifting	0	0	0	0
Theft from Building	9	0	0	0
Theft from Coin Machine	0	0	0	0
Theft from Motor Vehicle	67	8	4	0
Theft of Motor Vehicle Parts	223	5	5	2
Theft - All Other Larceny	170	7	3	3
Crimes Against Society				
Drug/Narcotic Violations	17	17	18	0
Drug/Narcotic Equipment Violations	4	4	5	0
Gambling-Betting/Wagering	0	0	0	0
Gambling-Operating/Promoting	0	0	0	0
Gambling-Equipment Violation	0	0	0	0
Gambling-Sports Tampering	0	0	0	0
Pornography/Obscene Materials	0	0	0	0
Prostitution	0	0	0	0
Prostitution-Assisting/Promoting	0	0	0	0
Weapon Law Violations	2	2	2	0
Total Group A Offenses	1,919	266	206	13



Haywood County Sheriff's Department

2002 Population Estimate 19,655
 No. of Municipal Police Depts. 1

Offense Overview

Offense Total 516
 Number Cleared 143
 Percent Cleared 27.7%

Group A Crimes per 100,000 population 2,625.3

Arrest Overview

Total Arrests 729
 Adult Arrests 608
 Juvenile Arrests 8
 Unknown Age 113

Arrests per 100,000 population 3,709.0

Avg. number offenses/incident 1.08

Domestic Violence Victims

Offense	Total	Arrests
Murder	0	0
Aggravated Assault	15	13
Simple Assault	33	18
Intimidation	8	1
Stalking	0	0
Forcible Rape	0	0
Forcible Sodomy	0	0
Sexual Assault w/Object	0	0
Forcible Fondling	0	0
Incest	0	0
Statutory Rape	0	0
Kidnapping/Abduction	0	0
Total	56	32

TIBRS Group B Arrests

Offense	Adult	Juvenile
Bad Checks	107	0
Curfew/Vagrancy	0	0
Disorderly Conduct	3	0
DUI	16	0
Drunkenness	7	0
Family-Non Violent	2	0
Liquor Law Violation	6	0
Peeping Tom	0	0
Runaway	0	1
Trespass	4	0
All Other Offense	348	2
Total Group B	493	3

TIBRS Group A Offenses	Offenses		Arrests	
	Reported	Cleared	Adult	Juvenile
Crimes Against Persons				
Murder	0	0	0	0
Negligent Manslaughter	0	0	0	0
Kidnapping/Abduction	0	0	0	0
Forcible Rape	3	0	0	0
Forcible Sodomy	0	0	0	0
Sexual Assault w/Object	0	0	0	0
Forcible Fondling	1	0	0	0
Incest	0	0	0	0
Statutory Rape	0	0	0	0
Aggravated Assault	38	20	17	1
Simple Assault	83	44	37	1
Intimidation	31	8	4	0
Stalking	0	0	0	0
Crimes Against Property				
Arson	2	1	0	0
Bribery	0	0	0	0
Burglary	73	9	10	0
Counterfeiting/Forgery	4	2	1	0
Destruction/Damage/Vandalism	61	8	4	0
Embezzlement	1	1	1	0
Extortion/Blackmail	0	0	0	0
Fraud - False Pretenses	7	0	0	0
Fraud - Credit Card/ATM	0	0	0	0
Fraud - Impersonation	1	0	0	0
Fraud - Welfare	0	0	0	0
Fraud - Wire	0	0	0	0
Motor Vehicle Theft	23	3	3	0
Robbery	4	1	1	1
Stolen Property Offense	0	0	0	0
Theft - Pocket Picking	0	0	0	0
Theft - Purse Snatching	0	0	0	0
Theft - Shoplifting	3	0	0	0
Theft from Building	21	5	5	0
Theft from Coin Machine	1	0	0	0
Theft from Motor Vehicle	25	0	0	0
Theft of Motor Vehicle Parts	21	0	0	0
Theft - All Other Larceny	75	4	2	0
Crimes Against Society				
Drug/Narcotic Violations	30	29	27	2
Drug/Narcotic Equipment Violations	7	7	2	0
Gambling-Betting/Wagering	0	0	0	0
Gambling-Operating/Promoting	0	0	0	0
Gambling-Equipment Violation	0	0	0	0
Gambling-Sports Tampering	0	0	0	0
Pornography/Obscene Materials	0	0	0	0
Prostitution	0	0	0	0
Prostitution-Assisting/Promoting	0	0	0	0
Weapon Law Violations	1	1	1	0
Total Group A Offenses	516	143	115	5



Henderson County Sheriff's Department

2002 Population Estimate 25,733
 No. of Municipal Police Depts. 2

Offense Overview

Offense Total 784
 Number Cleared 280
 Percent Cleared 35.7%

Group A Crimes per 100,000 population 3,046.7

Arrest Overview

Total Arrests 619
 Adult Arrests 596
 Juvenile Arrests 23
 Unknown Age 0

Arrests per 100,000 population 2,405.5

Avg. number offenses/incident 1.10

Domestic Violence Victims

Offense	Total	Arrests
Murder	0	0
Aggravated Assault	12	11
Simple Assault	53	41
Intimidation	0	0
Stalking	0	0
Forcible Rape	1	0
Forcible Sodomy	0	0
Sexual Assault w/Object	0	0
Forcible Fondling	3	0
Incest	0	0
Statutory Rape	1	1
Kidnapping/Abduction	1	1
Total	71	54

TIBRS Group B Arrests

Offense	Adult	Juvenile
Bad Checks	18	0
Curfew/Vagrancy	0	0
Disorderly Conduct	7	4
DUI	31	0
Drunkenness	52	1
Family-Non Violent	5	0
Liquor Law Violation	0	0
Peeping Tom	0	0
Runaway	0	0
Trespass	4	0
All Other Offense	233	2
Total Group B	350	7

TIBRS Group A Offenses	Offenses		Arrests	
	Reported	Cleared	Adult	Juvenile
Crimes Against Persons				
Murder	0	0	0	0
Negligent Manslaughter	0	0	0	0
Kidnapping/Abduction	3	2	2	0
Forcible Rape	6	1	1	0
Forcible Sodomy	1	0	0	0
Sexual Assault w/Object	0	0	0	0
Forcible Fondling	7	1	0	0
Incest	0	0	0	0
Statutory Rape	2	2	2	0
Aggravated Assault	44	39	38	2
Simple Assault	129	97	87	4
Intimidation	7	6	5	1
Stalking	0	0	0	0
Crimes Against Property				
Arson	3	1	2	0
Bribery	0	0	0	0
Burglary	166	15	13	0
Counterfeiting/Forgery	16	9	11	0
Destruction/Damage/Vandalism	100	11	4	3
Embezzlement	2	0	0	0
Extortion/Blackmail	0	0	0	0
Fraud - False Pretenses	5	1	1	0
Fraud - Credit Card/ATM	0	0	0	0
Fraud - Impersonation	9	3	2	0
Fraud - Welfare	0	0	0	0
Fraud - Wire	0	0	0	0
Motor Vehicle Theft	41	6	5	0
Robbery	2	1	1	0
Stolen Property Offense	0	0	0	0
Theft - Pocket Picking	0	0	0	0
Theft - Purse Snatching	0	0	0	0
Theft - Shoplifting	0	0	0	0
Theft from Building	54	8	5	0
Theft from Coin Machine	0	0	0	0
Theft from Motor Vehicle	29	1	2	0
Theft of Motor Vehicle Parts	12	0	0	0
Theft - All Other Larceny	71	10	8	0
Crimes Against Society				
Drug/Narcotic Violations	51	44	48	6
Drug/Narcotic Equipment Violations	18	16	5	0
Gambling-Betting/Wagering	0	0	0	0
Gambling-Operating/Promoting	0	0	0	0
Gambling-Equipment Violation	0	0	0	0
Gambling-Sports Tampering	0	0	0	0
Pornography/Obscene Materials	0	0	0	0
Prostitution	0	0	0	0
Prostitution-Assisting/Promoting	0	0	0	0
Weapon Law Violations	6	6	4	0
Total Group A Offenses	784	280	246	16



Henry County Sheriff's Department

2002 Population Estimate 31,192
No. of Municipality Police Depts. 3

Offense Overview

Offense Total 1,454
 Number Cleared 585
 Percent Cleared 40.2%

Group A Crimes per 100,000 population 4,661.5

Arrest Overview

Total Arrests 2,063
 Adult Arrests 2,031
 Juvenile Arrests 27
 Unknown Age 5

Arrests per 100,000 population 6,613.9

Avg. number offenses/incident 1.15

Domestic Violence Victims

Offense	Total	Arrests
Murder	0	0
Aggravated Assault	17	15
Simple Assault	75	75
Intimidation	5	5
Stalking	0	0
Forcible Rape	0	0
Forcible Sodomy	6	5
Sexual Assault w/Object	0	0
Forcible Fondling	2	2
Incest	0	0
Statutory Rape	0	0
Kidnapping/Abduction	1	1
Total	106	103

TIBRS Group B Arrests

Offense	Adult	Juvenile
Bad Checks	612	0
Curfew/Vagrancy	2	0
Disorderly Conduct	17	0
DUI	97	1
Drunkenness	106	0
Family-Non Violent	0	0
Liquor Law Violation	27	10
Peeping Tom	0	0
Runaway	0	1
Trespass	4	0
All Other Offense	615	1
Total Group B	1,480	13

TIBRS Group A Offenses	Offenses		Arrests	
	Reported	Cleared	Adult	Juvenile
Crimes Against Persons				
Murder	1	1	1	0
Negligent Manslaughter	0	0	0	0
Kidnapping/Abduction	2	1	1	0
Forcible Rape	3	1	2	0
Forcible Sodomy	7	7	5	1
Sexual Assault w/Object	0	0	0	0
Forcible Fondling	15	6	5	1
Incest	0	0	0	0
Statutory Rape	4	4	4	0
Aggravated Assault	65	45	42	1
Simple Assault	199	133	129	3
Intimidation	85	11	10	0
Stalking	2	0	0	0
Crimes Against Property				
Arson	0	0	0	0
Bribery	0	0	0	0
Burglary	242	35	53	0
Counterfeiting/Forgery	33	19	19	0
Destruction/Damage/Vandalism	170	22	15	1
Embezzlement	1	0	0	0
Extortion/Blackmail	0	0	0	0
Fraud - False Pretenses	9	4	3	0
Fraud - Credit Card/ATM	7	2	2	0
Fraud - Impersonation	7	1	2	0
Fraud - Welfare	0	0	0	0
Fraud - Wire	4	1	1	0
Motor Vehicle Theft	31	3	3	0
Robbery	2	0	0	0
Stolen Property Offense	0	0	0	0
Theft - Pocket Picking	0	0	0	0
Theft - Purse Snatching	0	0	0	0
Theft - Shoplifting	0	0	0	0
Theft from Building	80	16	17	0
Theft from Coin Machine	0	0	0	0
Theft from Motor Vehicle	53	2	2	0
Theft of Motor Vehicle Parts	43	0	0	0
Theft - All Other Larceny	132	16	15	1
Crimes Against Society				
Drug/Narcotic Violations	146	145	188	5
Drug/Narcotic Equipment Violations	96	96	21	1
Gambling-Betting/Wagering	0	0	0	0
Gambling-Operating/Promoting	0	0	0	0
Gambling-Equipment Violation	0	0	0	0
Gambling-Sports Tampering	0	0	0	0
Pornography/Obscene Materials	0	0	0	0
Prostitution	0	0	0	0
Prostitution-Assisting/Promoting	0	0	0	0
Weapon Law Violations	15	14	11	0
Total Group A Offenses	1,454	585	551	14



Hickman County Sheriff's Department

2002 Population Estimate 23,125
 No. of Municipal Police Depts. 1

Offense Overview

Offense Total 1,352
 Number Cleared 349
 Percent Cleared 25.8%

Group A Crimes per 100,000 population 5,846.5

Arrest Overview

Total Arrests 710
 Adult Arrests 680
 Juvenile Arrests 29
 Unknown Age 1

Arrests per 100,000 population 3,070.3

Avg. number offenses/incident 1.12

Domestic Violence Victims

Offense	Total	Arrests
Murder	1	1
Aggravated Assault	32	11
Simple Assault	121	76
Intimidation	44	7
Stalking	2	1
Forcible Rape	0	0
Forcible Sodomy	0	0
Sexual Assault w/Object	0	0
Forcible Fondling	3	1
Incest	0	0
Statutory Rape	0	0
Kidnapping/Abduction	1	0
Total	204	97

TIBRS Group B Arrests

Offense	Adult	Juvenile
Bad Checks	99	0
Curfew/Vagrancy	0	0
Disorderly Conduct	7	1
DUI	27	0
Drunkenness	35	0
Family-Non Violent	6	0
Liquor Law Violation	2	0
Peeping Tom	0	0
Runaway	0	1
Trespass	6	0
All Other Offense	217	3
Total Group B	399	5

TIBRS Group A Offenses	Offenses		Arrests	
	Reported	Cleared	Adult	Juvenile
Crimes Against Persons				
Murder	4	3	3	0
Negligent Manslaughter	0	0	0	0
Kidnapping/Abduction	3	2	1	0
Forcible Rape	5	3	2	0
Forcible Sodomy	0	0	0	0
Sexual Assault w/Object	2	0	0	0
Forcible Fondling	9	1	1	0
Incest	0	0	0	0
Statutory Rape	6	2	2	0
Aggravated Assault	79	44	22	4
Simple Assault	263	149	137	2
Intimidation	110	15	13	0
Stalking	11	4	3	0
Crimes Against Property				
Arson	17	1	0	1
Bribery	0	0	0	0
Burglary	164	17	12	3
Counterfeiting/Forgery	17	3	3	0
Destruction/Damage/Vandalism	240	21	15	3
Embezzlement	1	1	0	0
Extortion/Blackmail	1	0	0	0
Fraud - False Pretenses	5	2	2	0
Fraud - Credit Card/ATM	7	0	0	0
Fraud - Impersonation	10	3	3	0
Fraud - Welfare	0	0	0	0
Fraud - Wire	1	0	0	0
Motor Vehicle Theft	26	5	2	2
Robbery	7	1	1	0
Stolen Property Offense	0	0	0	0
Theft - Pocket Picking	6	0	0	0
Theft - Purse Snatching	1	0	0	0
Theft - Shoplifting	4	1	0	1
Theft from Building	23	3	2	0
Theft from Coin Machine	3	0	0	0
Theft from Motor Vehicle	65	3	0	0
Theft of Motor Vehicle Parts	4	0	0	0
Theft - All Other Larceny	207	16	21	1
Crimes Against Society				
Drug/Narcotic Violations	37	36	33	7
Drug/Narcotic Equipment Violations	11	10	2	0
Gambling-Betting/Wagering	0	0	0	0
Gambling-Operating/Promoting	0	0	0	0
Gambling-Equipment Violation	0	0	0	0
Gambling-Sports Tampering	0	0	0	0
Pornography/Obscene Materials	0	0	0	0
Prostitution	0	0	0	0
Prostitution-Assisting/Promoting	0	0	0	0
Weapon Law Violations	3	3	1	0
Total Group A Offenses	1,352	349	281	24



Houston County Sheriff's Department

2002 Population Estimate 7,948
 No. of Municipal Police Depts. 1

Offense Overview

Offense Total 126
 Number Cleared 37
 Percent Cleared 29.4%

Group A Crimes per 100,000 population 1,585.3

Arrest Overview

Total Arrests 87
 Adult Arrests 87
 Juvenile Arrests 0
 Unknown Age 0

Arrests per 100,000 population 1,094.6

Avg. number offenses/incident 1.06

Domestic Violence Victims

Offense	Total	Arrests
Murder	0	0
Aggravated Assault	3	3
Simple Assault	20	15
Intimidation	1	0
Stalking	0	0
Forcible Rape	0	0
Forcible Sodomy	0	0
Sexual Assault w/Object	0	0
Forcible Fondling	0	0
Incest	0	0
Statutory Rape	0	0
Kidnapping/Abduction	0	0
Total	24	18

TIBRS Group B Arrests

Offense	Adult	Juvenile
Bad Checks	0	0
Curfew/Vagrancy	0	0
Disorderly Conduct	0	0
DUI	0	0
Drunkenness	21	0
Family-Non Violent	5	0
Liquor Law Violation	0	0
Peeping Tom	0	0
Runaway	0	0
Trespass	1	0
All Other Offense	24	0
Total Group B	51	0

TIBRS Group A Offenses	Offenses		Arrests	
	Reported	Cleared	Adult	Juvenile
Crimes Against Persons				
Murder	0	0	0	0
Negligent Manslaughter	0	0	0	0
Kidnapping/Abduction	0	0	0	0
Forcible Rape	0	0	0	0
Forcible Sodomy	0	0	0	0
Sexual Assault w/Object	0	0	0	0
Forcible Fondling	0	0	0	0
Incest	0	0	0	0
Statutory Rape	0	0	0	0
Aggravated Assault	6	4	4	0
Simple Assault	32	21	20	0
Intimidation	4	1	1	0
Stalking	0	0	0	0
Crimes Against Property				
Arson	0	0	0	0
Bribery	0	0	0	0
Burglary	20	1	1	0
Counterfeiting/Forgery	0	0	0	0
Destruction/Damage/Vandalism	24	2	2	0
Embezzlement	0	0	0	0
Extortion/Blackmail	0	0	0	0
Fraud - False Pretenses	0	0	0	0
Fraud - Credit Card/ATM	1	1	0	0
Fraud - Impersonation	0	0	0	0
Fraud - Welfare	0	0	0	0
Fraud - Wire	0	0	0	0
Motor Vehicle Theft	3	0	0	0
Robbery	0	0	0	0
Stolen Property Offense	0	0	0	0
Theft - Pocket Picking	0	0	0	0
Theft - Purse Snatching	0	0	0	0
Theft - Shoplifting	0	0	0	0
Theft from Building	1	0	0	0
Theft from Coin Machine	0	0	0	0
Theft from Motor Vehicle	10	0	0	0
Theft of Motor Vehicle Parts	1	0	0	0
Theft - All Other Larceny	18	1	1	0
Crimes Against Society				
Drug/Narcotic Violations	4	4	5	0
Drug/Narcotic Equipment Violations	0	0	0	0
Gambling-Betting/Wagering	0	0	0	0
Gambling-Operating/Promoting	0	0	0	0
Gambling-Equipment Violation	0	0	0	0
Gambling-Sports Tampering	0	0	0	0
Pornography/Obscene Materials	0	0	0	0
Prostitution	0	0	0	0
Prostitution-Assisting/Promoting	0	0	0	0
Weapon Law Violations	2	2	2	0
Total Group A Offenses	126	37	36	0



Humphreys County Sheriff's Department

2002 Population Estimate 18,081
No. of Municipal Police Depts. 3

Offense Overview

Offense Total 433
 Number Cleared 186
 Percent Cleared 43.0%

Group A Crimes per 100,000 population 2,394.8

Arrest Overview

Total Arrests 739
 Adult Arrests 736
 Juvenile Arrests 1
 Unknown Age 2

Arrests per 100,000 population 4,087.2

Avg. number offenses/incident 1.07

Domestic Violence Victims

Offense	Total	Arrests
Murder	0	0
Aggravated Assault	4	4
Simple Assault	33	32
Intimidation	3	3
Stalking	1	0
Forcible Rape	0	0
Forcible Sodomy	0	0
Sexual Assault w/Object	0	0
Forcible Fondling	0	0
Incest	0	0
Statutory Rape	0	0
Kidnapping/Abduction	0	0
Total	41	39

TIBRS Group B Arrests

Offense	Adult	Juvenile
Bad Checks	112	0
Curfew/Vagrancy	0	0
Disorderly Conduct	3	0
DUI	37	0
Drunkenness	27	0
Family-Non Violent	2	0
Liquor Law Violation	3	0
Peeping Tom	0	0
Runaway	0	0
Trespass	10	0
All Other Offense	361	0
Total Group B	555	0

TIBRS Group A Offenses	Offenses		Arrests	
	Reported	Cleared	Adult	Juvenile
Crimes Against Persons				
Murder	0	0	0	0
Negligent Manslaughter	0	0	0	0
Kidnapping/Abduction	0	0	0	0
Forcible Rape	0	0	0	0
Forcible Sodomy	0	0	0	0
Sexual Assault w/Object	0	0	0	0
Forcible Fondling	1	1	1	0
Incest	0	0	0	0
Statutory Rape	1	1	1	0
Aggravated Assault	21	18	16	0
Simple Assault	62	58	58	0
Intimidation	10	9	8	0
Stalking	6	4	4	0
Crimes Against Property				
Arson	1	1	1	0
Bribery	0	0	0	0
Burglary	97	11	14	1
Counterfeiting/Forgery	8	4	4	0
Destruction/Damage/Vandalism	62	6	5	0
Embezzlement	0	0	0	0
Extortion/Blackmail	0	0	0	0
Fraud - False Pretenses	5	2	2	0
Fraud - Credit Card/ATM	0	0	0	0
Fraud - Impersonation	1	0	0	0
Fraud - Welfare	0	0	0	0
Fraud - Wire	0	0	0	0
Motor Vehicle Theft	17	1	1	0
Robbery	1	1	1	0
Stolen Property Offense	0	0	0	0
Theft - Pocket Picking	0	0	0	0
Theft - Purse Snatching	0	0	0	0
Theft - Shoplifting	2	2	2	0
Theft from Building	2	0	0	0
Theft from Coin Machine	1	0	0	0
Theft from Motor Vehicle	7	0	0	0
Theft of Motor Vehicle Parts	1	1	1	0
Theft - All Other Larceny	67	10	8	0
Crimes Against Society				
Drug/Narcotic Violations	26	24	28	0
Drug/Narcotic Equipment Violations	27	25	21	0
Gambling-Betting/Wagering	0	0	0	0
Gambling-Operating/Promoting	0	0	0	0
Gambling-Equipment Violation	0	0	0	0
Gambling-Sports Tampering	0	0	0	0
Pornography/Obscene Materials	0	0	0	0
Prostitution	0	0	0	0
Prostitution-Assisting/Promoting	0	0	0	0
Weapon Law Violations	7	7	5	0
Total Group A Offenses	433	186	181	1



Jackson County Sheriff's Department

2002 Population Estimate 11,138
 No. of Municipal Police Depts. 1

Offense Overview

Offense Total 313
 Number Cleared 192
 Percent Cleared 61.3%

Group A Crimes per 100,000 population 2,810.2

Arrest Overview

Total Arrests 609
 Adult Arrests 606
 Juvenile Arrests 3
 Unknown Age 0

Arrests per 100,000 population 5,467.8

Avg. number offenses/incident 1.13

Domestic Violence Victims

Offense	Total	Arrests
Murder	0	0
Aggravated Assault	0	0
Simple Assault	0	0
Intimidation	0	0
Stalking	0	0
Forcible Rape	0	0
Forcible Sodomy	0	0
Sexual Assault w/Object	0	0
Forcible Fondling	0	0
Incest	0	0
Statutory Rape	0	0
Kidnapping/Abduction	0	0
Total	0	0

TIBRS Group B Arrests

Offense	Adult	Juvenile
Bad Checks	30	0
Curfew/Vagrancy	0	0
Disorderly Conduct	11	0
DUI	65	0
Drunkenness	43	0
Family-Non Violent	1	0
Liquor Law Violation	2	0
Peeping Tom	0	0
Runaway	0	0
Trespass	8	0
All Other Offense	293	1
Total Group B	453	1

TIBRS Group A Offenses	Offenses		Arrests	
	Reported	Cleared	Adult	Juvenile
Crimes Against Persons				
Murder	0	0	0	0
Negligent Manslaughter	0	0	0	0
Kidnapping/Abduction	3	3	1	0
Forcible Rape	0	0	0	0
Forcible Sodomy	0	0	0	0
Sexual Assault w/Object	0	0	0	0
Forcible Fondling	0	0	0	0
Incest	1	1	2	0
Statutory Rape	0	0	0	0
Aggravated Assault	13	9	10	0
Simple Assault	42	31	29	0
Intimidation	4	4	4	0
Stalking	0	0	0	0
Crimes Against Property				
Arson	0	0	0	0
Bribery	0	0	0	0
Burglary	38	2	1	0
Counterfeiting/Forgery	5	3	3	0
Destruction/Damage/Vandalism	25	4	4	0
Embezzlement	3	3	3	0
Extortion/Blackmail	0	0	1	0
Fraud - False Pretenses	9	9	10	0
Fraud - Credit Card/ATM	0	0	0	0
Fraud - Impersonation	2	1	1	0
Fraud - Welfare	0	0	0	0
Fraud - Wire	0	0	0	0
Motor Vehicle Theft	2	1	1	0
Robbery	0	0	0	0
Stolen Property Offense	1	1	1	0
Theft - Pocket Picking	0	0	0	0
Theft - Purse Snatching	0	0	0	0
Theft - Shoplifting	1	0	0	0
Theft from Building	23	2	2	0
Theft from Coin Machine	1	0	0	0
Theft from Motor Vehicle	7	0	0	0
Theft of Motor Vehicle Parts	3	0	0	0
Theft - All Other Larceny	17	5	4	0
Crimes Against Society				
Drug/Narcotic Violations	67	67	62	2
Drug/Narcotic Equipment Violations	38	38	8	0
Gambling-Betting/Wagering	0	0	0	0
Gambling-Operating/Promoting	0	0	0	0
Gambling-Equipment Violation	0	0	0	0
Gambling-Sports Tampering	0	0	0	0
Pornography/Obscene Materials	0	0	0	0
Prostitution	0	0	0	0
Prostitution-Assisting/Promoting	0	0	0	0
Weapon Law Violations	8	8	6	0
Total Group A Offenses	313	192	153	2



Jefferson County Sheriff's Department

2002 Population Estimate 45,801
No. of Municipal Police Depts. 4

Offense Overview

Offense Total 1,726
 Number Cleared 628
 Percent Cleared 36.4%

Group A Crimes per 100,000 population 3,768.5

Arrest Overview

Total Arrests 1,459
 Adult Arrests 1,414
 Juvenile Arrests 45
 Unknown Age 0

Arrests per 100,000 population 3,185.5

Avg. number offenses/incident 1.08

Domestic Violence Victims

Offense	Total	Arrests
Murder	0	0
Aggravated Assault	42	32
Simple Assault	145	103
Intimidation	10	137
Stalking	0	0
Forcible Rape	2	1
Forcible Sodomy	0	0
Sexual Assault w/Object	0	0
Forcible Fondling	3	1
Incest	0	0
Statutory Rape	0	0
Kidnapping/Abduction	0	0
Total	202	274

TIBRS Group B Arrests

Offense	Adult	Juvenile
Bad Checks	58	0
Curfew/Vagrancy	0	0
Disorderly Conduct	8	2
DUI	113	0
Drunkenness	81	0
Family-Non Violent	7	0
Liquor Law Violation	14	0
Peeping Tom	0	0
Runaway	0	1
Trespass	27	1
All Other Offense	577	1
Total Group B	885	5

TIBRS Group A Offenses	Offenses		Arrests	
	Reported	Cleared	Adult	Juvenile
Crimes Against Persons				
Murder	0	0	0	0
Negligent Manslaughter	0	0	0	0
Kidnapping/Abduction	1	0	0	0
Forcible Rape	10	4	4	0
Forcible Sodomy	1	0	0	0
Sexual Assault w/Object	1	0	0	0
Forcible Fondling	5	2	2	0
Incest	0	0	0	0
Statutory Rape	2	1	1	0
Aggravated Assault	90	68	62	3
Simple Assault	336	236	213	7
Intimidation	33	1	0	0
Stalking	0	0	0	0
Crimes Against Property				
Arson	12	3	3	0
Bribery	0	0	0	0
Burglary	276	31	31	5
Counterfeiting/Forgery	4	0	0	0
Destruction/Damage/Vandalism	193	31	24	0
Embezzlement	0	0	0	0
Extortion/Blackmail	0	0	0	0
Fraud - False Pretenses	9	3	3	0
Fraud - Credit Card/ATM	7	3	2	0
Fraud - Impersonation	4	2	1	0
Fraud - Welfare	1	1	1	0
Fraud - Wire	0	0	0	0
Motor Vehicle Theft	106	16	12	1
Robbery	4	0	0	0
Stolen Property Offense	0	0	0	0
Theft - Pocket Picking	0	0	0	0
Theft - Purse Snatching	0	0	0	0
Theft - Shoplifting	4	1	1	0
Theft from Building	48	8	5	1
Theft from Coin Machine	4	0	0	0
Theft from Motor Vehicle	117	15	12	6
Theft of Motor Vehicle Parts	30	4	4	0
Theft - All Other Larceny	268	45	39	3
Crimes Against Society				
Drug/Narcotic Violations	95	90	82	8
Drug/Narcotic Equipment Violations	47	46	20	2
Gambling-Betting/Wagering	0	0	0	0
Gambling-Operating/Promoting	0	0	0	0
Gambling-Equipment Violation	0	0	0	0
Gambling-Sports Tampering	0	0	0	0
Pornography/Obscene Materials	1	1	0	0
Prostitution	0	0	0	0
Prostitution-Assisting/Promoting	0	0	0	0
Weapon Law Violations	17	16	7	4
Total Group A Offenses	1,726	628	529	40



Johnson County Sheriff's Department

2002 Population Estimate 17,925
 No. of Municipal Police Depts. 1

Offense Overview

Offense Total 441
 Number Cleared 256
 Percent Cleared 58.0%

Group A Crimes per 100,000 population 2,460.3

Arrest Overview

Total Arrests 599
 Adult Arrests 596
 Juvenile Arrests 3
 Unknown Age 0

Arrests per 100,000 population 3,341.7

Avg. number offenses/incident 1.17

Domestic Violence Victims

Offense	Total	Arrests
Murder	0	0
Aggravated Assault	11	9
Simple Assault	53	47
Intimidation	1	1
Stalking	0	0
Forcible Rape	0	0
Forcible Sodomy	0	0
Sexual Assault w/Object	0	0
Forcible Fondling	0	0
Incest	1	0
Statutory Rape	0	0
Kidnapping/Abduction	0	0
Total	66	57

TIBRS Group B Arrests

Offense	Adult	Juvenile
Bad Checks	41	0
Curfew/Vagrancy	0	0
Disorderly Conduct	4	0
DUI	57	0
Drunkenness	45	0
Family-Non Violent	17	0
Liquor Law Violation	5	1
Peeping Tom	0	0
Runaway	0	0
Trespass	8	0
All Other Offense	215	0
Total Group B	392	1

TIBRS Group A Offenses	Offenses		Arrests	
	Reported	Cleared	Adult	Juvenile
Crimes Against Persons				
Murder	0	0	0	0
Negligent Manslaughter	0	0	0	0
Kidnapping/Abduction	0	0	0	0
Forcible Rape	1	1	1	0
Forcible Sodomy	0	0	0	0
Sexual Assault w/Object	0	0	0	0
Forcible Fondling	3	2	1	0
Incest	1	0	0	0
Statutory Rape	2	1	1	0
Aggravated Assault	31	27	21	0
Simple Assault	91	84	71	2
Intimidation	8	7	5	0
Stalking	2	1	1	0
Crimes Against Property				
Arson	1	0	0	0
Bribery	0	0	1	0
Burglary	62	8	8	0
Counterfeiting/Forgery	11	10	8	0
Destruction/Damage/Vandalism	28	3	2	0
Embezzlement	0	0	0	0
Extortion/Blackmail	0	0	0	0
Fraud - False Pretenses	11	9	1	0
Fraud - Credit Card/ATM	0	0	0	0
Fraud - Impersonation	5	3	3	0
Fraud - Welfare	0	0	0	0
Fraud - Wire	1	1	1	0
Motor Vehicle Theft	15	3	3	0
Robbery	0	0	0	0
Stolen Property Offense	1	1	0	0
Theft - Pocket Picking	0	0	0	0
Theft - Purse Snatching	0	0	0	0
Theft - Shoplifting	0	0	0	0
Theft from Building	47	9	9	0
Theft from Coin Machine	0	0	0	0
Theft from Motor Vehicle	12	3	5	0
Theft of Motor Vehicle Parts	9	1	1	0
Theft - All Other Larceny	18	2	1	0
Crimes Against Society				
Drug/Narcotic Violations	36	36	35	0
Drug/Narcotic Equipment Violations	34	33	19	0
Gambling-Betting/Wagering	0	0	0	0
Gambling-Operating/Promoting	0	0	0	0
Gambling-Equipment Violation	0	0	0	0
Gambling-Sports Tampering	0	0	0	0
Pornography/Obscene Materials	0	0	0	0
Prostitution	0	0	0	0
Prostitution-Assisting/Promoting	0	0	0	0
Weapon Law Violations	11	11	6	0
Total Group A Offenses	441	256	204	2



Knox County Sheriff's Department

2002 Population Estimate 389,327
 No. of Municipal Police Depts. 1

Offense Overview

Offense Total 13,261
 Number Cleared 5,068
 Percent Cleared 38.2%

Group A Crimes per 100,000 population 3,406.1

Arrest Overview

Total Arrests 8,681
 Adult Arrests 7,851
 Juvenile Arrests 830
 Unknown Age 0

Arrests per 100,000 population 2,229.7

Avg. number offenses/incident 1.12

Domestic Violence Victims

Offense	Total	Arrests
Murder	0	0
Aggravated Assault	170	74
Simple Assault	915	282
Intimidation	419	31
Stalking	12	4
Forcible Rape	7	2
Forcible Sodomy	1	0
Sexual Assault w/Object	4	0
Forcible Fondling	11	0
Incest	2	0
Statutory Rape	1	0
Kidnapping/Abduction	3	1
Total	1,545	394

TIBRS Group B Arrests

Offense	Adult	Juvenile
Bad Checks	984	0
Curfew/Vagrancy	0	0
Disorderly Conduct	100	32
DUI	387	1
Drunkenness	655	12
Family-Non Violent	30	0
Liquor Law Violation	101	64
Peeping Tom	0	0
Runaway	0	86
Trespass	30	10
All Other Offense	3,110	215
Total Group B	5,397	420

TIBRS Group A Offenses	Offenses		Arrests	
	Reported	Cleared	Adult	Juvenile
Crimes Against Persons				
Murder	6	5	4	0
Negligent Manslaughter	0	0	0	0
Kidnapping/Abduction	9	7	2	0
Forcible Rape	33	19	5	0
Forcible Sodomy	7	2	0	0
Sexual Assault w/Object	22	6	3	0
Forcible Fondling	48	18	6	4
Incest	2	0	0	0
Statutory Rape	9	6	2	0
Aggravated Assault	486	328	143	7
Simple Assault	1,753	1,119	423	87
Intimidation	1,239	540	53	13
Stalking	43	21	8	0
Crimes Against Property				
Arson	43	8	5	2
Bribery	0	0	0	0
Burglary	1,526	236	119	28
Counterfeiting/Forgery	283	129	63	0
Destruction/Damage/Vandalism	2,001	394	55	31
Embezzlement	96	57	43	0
Extortion/Blackmail	5	3	2	0
Fraud - False Pretenses	165	79	40	0
Fraud - Credit Card/ATM	113	28	15	0
Fraud - Impersonation	56	25	14	0
Fraud - Welfare	0	0	0	0
Fraud - Wire	8	2	0	0
Motor Vehicle Theft	360	84	60	10
Robbery	84	26	20	2
Stolen Property Offense	85	73	56	8
Theft - Pocket Picking	10	0	0	0
Theft - Purse Snatching	17	2	2	0
Theft - Shoplifting	772	675	667	96
Theft from Building	727	222	76	5
Theft from Coin Machine	48	6	2	0
Theft from Motor Vehicle	1,031	88	36	10
Theft of Motor Vehicle Parts	462	41	12	3
Theft - All Other Larceny	990	115	39	3
Crimes Against Society				
Drug/Narcotic Violations	437	428	372	79
Drug/Narcotic Equipment Violations	225	220	74	11
Gambling-Betting/Wagering	0	0	0	0
Gambling-Operating/Promoting	0	0	0	0
Gambling-Equipment Violation	0	0	0	0
Gambling-Sports Tampering	0	0	0	0
Pornography/Obscene Materials	2	1	1	0
Prostitution	5	5	7	0
Prostitution-Assisting/Promoting	1	1	1	0
Weapon Law Violations	52	49	24	11
Total Group A Offenses	13,261	5,068	2,454	410



Lake County Sheriff's Department

2002 Population Estimate 7,793

No. of Municipal Police Depts. 2

Offense Overview

Offense Total 73

Number Cleared 37

Percent Cleared 50.7%

Group A Crimes per 100,000 population 936.7

Arrest Overview

Total Arrests 122

Adult Arrests 120

Juvenile Arrests 0

Unknown Age 2

Arrests per 100,000 population 1,565.5

Avg. number offenses/incident 1.00

Domestic Violence Victims

Offense	Total	Arrests
Murder	0	0
Aggravated Assault	0	0
Simple Assault	5	4
Intimidation	2	1
Stalking	0	0
Forcible Rape	0	0
Forcible Sodomy	0	0
Sexual Assault w/Object	0	0
Forcible Fondling	0	0
Incest	0	0
Statutory Rape	0	0
Kidnapping/Abduction	0	0
Total	7	5

TIBRS Group B Arrests

Offense	Adult	Juvenile
Bad Checks	2	0
Curfew/Vagrancy	4	0
Disorderly Conduct	1	0
DUI	33	0
Drunkenness	13	0
Family-Non Violent	0	0
Liquor Law Violation	1	0
Peeping Tom	0	0
Runaway	0	0
Trespass	0	0
All Other Offense	31	0
Total Group B	85	0

TIBRS Group A Offenses	Offenses		Arrests	
	Reported	Cleared	Adult	Juvenile
Crimes Against Persons				
Murder	0	0	0	0
Negligent Manslaughter	0	0	0	0
Kidnapping/Abduction	0	0	0	0
Forcible Rape	0	0	0	0
Forcible Sodomy	0	0	0	0
Sexual Assault w/Object	0	0	0	0
Forcible Fondling	0	0	0	0
Incest	0	0	0	0
Statutory Rape	0	0	0	0
Aggravated Assault	4	3	4	0
Simple Assault	14	12	10	0
Intimidation	9	2	2	0
Stalking	1	0	0	0
Crimes Against Property				
Arson	0	0	0	0
Bribery	0	0	0	0
Burglary	9	3	2	0
Counterfeiting/Forgery	1	1	1	0
Destruction/Damage/Vandalism	3	0	0	0
Embezzlement	0	0	0	0
Extortion/Blackmail	0	0	0	0
Fraud - False Pretenses	1	0	0	0
Fraud - Credit Card/ATM	0	0	0	0
Fraud - Impersonation	0	0	0	0
Fraud - Welfare	0	0	0	0
Fraud - Wire	0	0	0	0
Motor Vehicle Theft	2	1	1	0
Robbery	0	0	0	0
Stolen Property Offense	0	0	0	0
Theft - Pocket Picking	0	0	0	0
Theft - Purse Snatching	0	0	0	0
Theft - Shoplifting	1	0	0	0
Theft from Building	1	0	0	0
Theft from Coin Machine	0	0	0	0
Theft from Motor Vehicle	3	1	1	0
Theft of Motor Vehicle Parts	3	0	0	0
Theft - All Other Larceny	9	2	2	0
Crimes Against Society				
Drug/Narcotic Violations	7	7	10	0
Drug/Narcotic Equipment Violations	5	5	2	0
Gambling-Betting/Wagering	0	0	0	0
Gambling-Operating/Promoting	0	0	0	0
Gambling-Equipment Violation	0	0	0	0
Gambling-Sports Tampering	0	0	0	0
Pornography/Obscene Materials	0	0	0	0
Prostitution	0	0	0	0
Prostitution-Assisting/Promoting	0	0	0	0
Weapon Law Violations	0	0	0	0
Total Group A Offenses	73	37	35	0



Lauderdale County Sheriff's Department

2002 Population Estimate **28,007**
 No. of Municipal Police Depts. 4

Offense Overview

Offense Total 196
 Number Cleared 43
 Percent Cleared 21.9%

Group A Crimes per 100,000
 population 699.8

Arrest Overview

Total Arrests 382
 Adult Arrests 381
 Juvenile Arrests 1
 Unknown Age 0

Arrests per 100,000 population 1,363.9

Avg. number offenses/incident 1.04

Domestic Violence Victims

Offense	Total	Arrests
Murder	0	0
Aggravated Assault	6	5
Simple Assault	13	4
Intimidation	0	0
Stalking	0	0
Forcible Rape	0	0
Forcible Sodomy	0	0
Sexual Assault w/Object	0	0
Forcible Fondling	0	0
Incest	0	0
Statutory Rape	0	0
Kidnapping/Abduction	0	0
Total	19	9

TIBRS Group B Arrests

Offense	Adult	Juvenile
Bad Checks	137	1
Curfew/Vagrancy	0	0
Disorderly Conduct	6	0
DUI	0	0
Drunkenness	3	0
Family-Non Violent	7	0
Liquor Law Violation	0	0
Peeping Tom	0	0
Runaway	0	0
Trespass	7	0
All Other Offense	184	0
Total Group B	344	1

TIBRS Group A Offenses	Offenses		Arrests	
	Reported	Cleared	Adult	Juvenile
Crimes Against Persons				
Murder	0	0	0	0
Negligent Manslaughter	0	0	0	0
Kidnapping/Abduction	0	0	0	0
Forcible Rape	0	0	0	0
Forcible Sodomy	0	0	0	0
Sexual Assault w/Object	0	0	0	0
Forcible Fondling	1	0	0	0
Incest	0	0	0	0
Statutory Rape	0	0	0	0
Aggravated Assault	15	11	10	0
Simple Assault	37	15	14	0
Intimidation	4	3	3	0
Stalking	1	1	1	0
Crimes Against Property				
Arson	1	0	0	0
Bribery	0	0	0	0
Burglary	50	1	1	0
Counterfeiting/Forgery	0	0	0	0
Destruction/Damage/Vandalism	18	2	2	0
Embezzlement	0	0	0	0
Extortion/Blackmail	0	0	0	0
Fraud - False Pretenses	0	0	0	0
Fraud - Credit Card/ATM	0	0	0	0
Fraud - Impersonation	0	0	0	0
Fraud - Welfare	0	0	0	0
Fraud - Wire	0	0	0	0
Motor Vehicle Theft	11	2	1	0
Robbery	0	0	0	0
Stolen Property Offense	0	0	0	0
Theft - Pocket Picking	0	0	0	0
Theft - Purse Snatching	0	0	0	0
Theft - Shoplifting	0	0	0	0
Theft from Building	11	3	1	0
Theft from Coin Machine	0	0	0	0
Theft from Motor Vehicle	0	0	0	0
Theft of Motor Vehicle Parts	9	1	1	0
Theft - All Other Larceny	36	2	3	0
Crimes Against Society				
Drug/Narcotic Violations	1	1	0	0
Drug/Narcotic Equipment Violations	0	0	0	0
Gambling-Betting/Wagering	0	0	0	0
Gambling-Operating/Promoting	0	0	0	0
Gambling-Equipment Violation	0	0	0	0
Gambling-Sports Tampering	0	0	0	0
Pornography/Obscene Materials	0	0	0	0
Prostitution	0	0	0	0
Prostitution-Assisting/Promoting	0	0	0	0
Weapon Law Violations	1	1	0	0
Total Group A Offenses	196	43	37	0

Note: This is partial data. No data was submitted for February or December and June and November appeared low.



Lawrence County Sheriff's Department

2002 Population Estimate 40,463
No. of Municipal Police Depts. 4

Offense Overview

Offense Total 2,705
 Number Cleared 709
 Percent Cleared 26.2%

Group A Crimes per 100,000 population 6,685.1

Arrest Overview

Total Arrests 1,559
 Adult Arrests 1,540
 Juvenile Arrests 19
 Unknown Age 0

Arrests per 100,000 population 3,852.9

Avg. number offenses/incident 1.50

Domestic Violence Victims

Offense	Total	Arrests
Murder	0	0
Aggravated Assault	32	9
Simple Assault	245	67
Intimidation	23	1
Stalking	7	3
Forcible Rape	2	0
Forcible Sodomy	0	0
Sexual Assault w/Object	1	0
Forcible Fondling	1	0
Incest	0	0
Statutory Rape	0	0
Kidnapping/Abduction	4	1
Total	315	81

TIBRS Group B Arrests

Offense	Adult	Juvenile
Bad Checks	298	0
Curfew/Vagrancy	0	0
Disorderly Conduct	1	0
DUI	79	0
Drunkenness	30	0
Family-Non Violent	0	0
Liquor Law Violation	10	0
Peeping Tom	0	0
Runaway	0	0
Trespass	4	0
All Other Offense	620	3
Total Group B	1,042	3

TIBRS Group A Offenses	Offenses		Arrests	
	Reported	Cleared	Adult	Juvenile
Crimes Against Persons				
Murder	0	0	0	0
Negligent Manslaughter	0	0	0	0
Kidnapping/Abduction	11	2	2	0
Forcible Rape	4	0	0	0
Forcible Sodomy	0	0	0	0
Sexual Assault w/Object	1	0	0	0
Forcible Fondling	4	0	0	0
Incest	0	0	0	0
Statutory Rape	1	0	0	0
Aggravated Assault	121	35	25	0
Simple Assault	462	137	109	4
Intimidation	168	4	4	0
Stalking	24	7	5	0
Crimes Against Property				
Arson	3	1	0	0
Bribery	0	0	0	0
Burglary	329	15	15	0
Counterfeiting/Forgery	25	1	0	0
Destruction/Damage/Vandalism	457	32	7	1
Embezzlement	1	0	0	0
Extortion/Blackmail	0	0	0	0
Fraud - False Pretenses	18	4	4	0
Fraud - Credit Card/ATM	8	0	0	0
Fraud - Impersonation	10	0	0	0
Fraud - Welfare	1	0	0	0
Fraud - Wire	0	0	0	0
Motor Vehicle Theft	39	4	1	1
Robbery	1	0	0	0
Stolen Property Offense	0	0	0	0
Theft - Pocket Picking	0	0	0	0
Theft - Purse Snatching	0	0	0	0
Theft - Shoplifting	1	0	0	0
Theft from Building	218	6	2	0
Theft from Coin Machine	0	0	0	0
Theft from Motor Vehicle	19	0	0	0
Theft of Motor Vehicle Parts	6	0	0	0
Theft - All Other Larceny	295	10	8	0
Crimes Against Society				
Drug/Narcotic Violations	285	269	302	8
Drug/Narcotic Equipment Violations	173	168	7	2
Gambling-Betting/Wagering	0	0	0	0
Gambling-Operating/Promoting	1	1	1	0
Gambling-Equipment Violation	0	0	0	0
Gambling-Sports Tampering	0	0	0	0
Pornography/Obscene Materials	0	0	0	0
Prostitution	0	0	0	0
Prostitution-Assisting/Promoting	0	0	0	0
Weapon Law Violations	19	13	6	0
Total Group A Offenses	2,705	709	498	16



Lewis County Sheriff's Department

2002 Population Estimate 11,463
 No. of Municipal Police Depts. 1

Offense Overview

Offense Total 274
 Number Cleared 124
 Percent Cleared 45.3%

Group A Crimes per 100,000 population 2,390.3

Arrest Overview

Total Arrests 345
 Adult Arrests 335
 Juvenile Arrests 9
 Unknown Age 1

Arrests per 100,000 population 3,009.7

Avg. number offenses/incident 1.10

Domestic Violence Victims

Offense	Total	Arrests
Murder	0	0
Aggravated Assault	7	7
Simple Assault	31	20
Intimidation	1	0
Stalking	0	0
Forcible Rape	0	0
Forcible Sodomy	0	0
Sexual Assault w/Object	0	0
Forcible Fondling	0	0
Incest	0	0
Statutory Rape	0	0
Kidnapping/Abduction	1	0
Total	40	27

TIBRS Group B Arrests

Offense	Adult	Juvenile
Bad Checks	68	0
Curfew/Vagrancy	0	0
Disorderly Conduct	0	0
DUI	19	1
Drunkenness	5	0
Family-Non Violent	1	0
Liquor Law Violation	0	0
Peeping Tom	0	0
Runaway	0	0
Trespass	6	0
All Other Offense	148	0
Total Group B	247	1

TIBRS Group A Offenses	Offenses		Arrests	
	Reported	Cleared	Adult	Juvenile
Crimes Against Persons				
Murder	0	0	0	0
Negligent Manslaughter	0	0	0	0
Kidnapping/Abduction	1	1	0	0
Forcible Rape	1	1	0	0
Forcible Sodomy	0	0	0	0
Sexual Assault w/Object	0	0	0	0
Forcible Fondling	2	1	1	0
Incest	0	0	0	0
Statutory Rape	1	0	0	0
Aggravated Assault	17	11	10	0
Simple Assault	59	42	34	1
Intimidation	11	1	1	0
Stalking	3	1	1	0
Crimes Against Property				
Arson	1	0	0	0
Bribery	0	0	0	0
Burglary	43	10	9	0
Counterfeiting/Forgery	2	2	0	0
Destruction/Damage/Vandalism	14	2	1	0
Embezzlement	0	0	0	0
Extortion/Blackmail	0	0	0	0
Fraud - False Pretenses	0	0	0	0
Fraud - Credit Card/ATM	1	0	0	0
Fraud - Impersonation	0	0	0	0
Fraud - Welfare	0	0	0	0
Fraud - Wire	0	0	0	0
Motor Vehicle Theft	9	1	0	0
Robbery	0	0	0	0
Stolen Property Offense	0	0	0	0
Theft - Pocket Picking	0	0	0	0
Theft - Purse Snatching	1	0	0	0
Theft - Shoplifting	1	1	0	0
Theft from Building	3	0	2	0
Theft from Coin Machine	0	0	0	0
Theft from Motor Vehicle	4	1	1	0
Theft of Motor Vehicle Parts	4	0	0	0
Theft - All Other Larceny	55	12	5	0
Crimes Against Society				
Drug/Narcotic Violations	30	28	22	7
Drug/Narcotic Equipment Violations	10	8	1	0
Gambling-Betting/Wagering	0	0	0	0
Gambling-Operating/Promoting	0	0	0	0
Gambling-Equipment Violation	0	0	0	0
Gambling-Sports Tampering	0	0	0	0
Pornography/Obscene Materials	0	0	0	0
Prostitution	0	0	0	0
Prostitution-Assisting/Promoting	0	0	0	0
Weapon Law Violations	1	1	0	0
Total Group A Offenses	274	124	88	8



Lincoln County Sheriff's Department

2002 Population Estimate 31,777
 No. of Municipal Police Depts. 1

Offense Overview

Offense Total 1,003
 Number Cleared 293
 Percent Cleared 29.2%

Group A Crimes per 100,000 population 3,156.4

Arrest Overview

Total Arrests 830
 Adult Arrests 782
 Juvenile Arrests 45
 Unknown Age 3

Arrests per 100,000 population 2,612.0

Avg. number offenses/incident 1.14

Domestic Violence Victims

Offense	Total	Arrests
Murder	0	0
Aggravated Assault	41	28
Simple Assault	79	41
Intimidation	20	6
Stalking	0	0
Forcible Rape	0	0
Forcible Sodomy	0	0
Sexual Assault w/Object	0	0
Forcible Fondling	1	1
Incest	0	0
Statutory Rape	1	0
Kidnapping/Abduction	0	0
Total	142	76

TIBRS Group B Arrests

Offense	Adult	Juvenile
Bad Checks	100	0
Curfew/Vagrancy	0	0
Disorderly Conduct	51	2
DUI	48	0
Drunkenness	55	0
Family-Non Violent	1	0
Liquor Law Violation	30	1
Peeping Tom	0	0
Runaway	0	18
Trespass	8	0
All Other Offense	265	3
Total Group B	558	24

TIBRS Group A Offenses	Offenses		Arrests	
	Reported	Cleared	Adult	Juvenile
Crimes Against Persons				
Murder	0	0	0	0
Negligent Manslaughter	0	0	0	0
Kidnapping/Abduction	0	0	0	0
Forcible Rape	0	0	0	0
Forcible Sodomy	0	0	0	0
Sexual Assault w/Object	0	0	0	0
Forcible Fondling	5	2	1	0
Incest	0	0	0	0
Statutory Rape	1	1	1	0
Aggravated Assault	79	49	48	3
Simple Assault	146	81	63	5
Intimidation	53	16	10	0
Stalking	1	1	1	0
Crimes Against Property				
Arson	2	2	0	0
Bribery	0	0	0	0
Burglary	177	9	14	1
Counterfeiting/Forgery	13	6	4	0
Destruction/Damage/Vandalism	149	7	4	1
Embezzlement	0	0	0	0
Extortion/Blackmail	0	0	0	0
Fraud - False Pretenses	20	7	1	0
Fraud - Credit Card/ATM	4	0	0	0
Fraud - Impersonation	2	0	0	0
Fraud - Welfare	0	0	0	0
Fraud - Wire	0	0	0	0
Motor Vehicle Theft	33	5	2	2
Robbery	0	0	0	0
Stolen Property Offense	0	0	0	0
Theft - Pocket Picking	0	0	0	0
Theft - Purse Snatching	1	0	0	0
Theft - Shoplifting	1	0	0	0
Theft from Building	46	7	5	1
Theft from Coin Machine	5	0	0	0
Theft from Motor Vehicle	43	4	5	1
Theft of Motor Vehicle Parts	44	0	0	0
Theft - All Other Larceny	88	7	4	0
Crimes Against Society				
Drug/Narcotic Violations	51	50	50	6
Drug/Narcotic Equipment Violations	29	29	6	0
Gambling-Betting/Wagering	0	0	0	0
Gambling-Operating/Promoting	0	0	0	0
Gambling-Equipment Violation	0	0	0	0
Gambling-Sports Tampering	0	0	0	0
Pornography/Obscene Materials	0	0	0	0
Prostitution	0	0	0	0
Prostitution-Assisting/Promoting	0	0	0	0
Weapon Law Violations	10	10	5	1
Total Group A Offenses	1,003	293	224	21



Loudon County Sheriff's Department

2002 Population Estimate 40,631
No. of Municipal Police Depts. 2

Offense Overview

Offense Total 1,195
Number Cleared 466
Percent Cleared 39.0%

Group A Crimes per 100,000 population 2,941.1

Arrest Overview

Total Arrests 1,211
Adult Arrests 1,027
Juvenile Arrests 184
Unknown Age 0

Arrests per 100,000 population 2,980.5

Avg. number offenses/incident 1.13

Domestic Violence Victims

Offense	Total	Arrests
Murder	0	0
Aggravated Assault	21	13
Simple Assault	79	49
Intimidation	18	4
Stalking	0	0
Forcible Rape	0	0
Forcible Sodomy	0	0
Sexual Assault w/Object	0	0
Forcible Fondling	4	2
Incest	0	0
Statutory Rape	0	0
Kidnapping/Abduction	0	0
Total	122	68

TIBRS Group B Arrests

Offense	Adult	Juvenile
Bad Checks	62	0
Curfew/Vagrancy	0	0
Disorderly Conduct	6	1
DUI	102	1
Drunkenness	85	0
Family-Non Violent	30	0
Liquor Law Violation	14	5
Peeping Tom	0	0
Runaway	0	18
Trespass	10	0
All Other Offense	377	118
Total Group B	686	143

TIBRS Group A Offenses	Offenses		Arrests	
	Reported	Cleared	Adult	Juvenile
Crimes Against Persons				
Murder	0	0	0	0
Negligent Manslaughter	0	0	0	0
Kidnapping/Abduction	0	0	0	0
Forcible Rape	2	0	0	0
Forcible Sodomy	0	0	0	0
Sexual Assault w/Object	0	0	0	0
Forcible Fondling	6	4	1	1
Incest	0	0	0	0
Statutory Rape	1	0	0	0
Aggravated Assault	57	38	27	2
Simple Assault	160	97	71	15
Intimidation	78	14	9	2
Stalking	4	4	2	0
Crimes Against Property				
Arson	3	2	2	0
Bribery	0	0	0	0
Burglary	107	14	10	3
Counterfeiting/Forgery	23	12	5	0
Destruction/Damage/Vandalism	119	18	7	4
Embezzlement	8	2	3	0
Extortion/Blackmail	0	0	0	0
Fraud - False Pretenses	21	8	7	0
Fraud - Credit Card/ATM	10	1	1	0
Fraud - Impersonation	10	6	6	0
Fraud - Welfare	0	0	0	0
Fraud - Wire	0	0	0	0
Motor Vehicle Theft	39	6	5	0
Robbery	6	2	4	0
Stolen Property Offense	4	4	2	2
Theft - Pocket Picking	1	0	0	0
Theft - Purse Snatching	0	0	0	0
Theft - Shoplifting	0	0	0	0
Theft from Building	118	21	15	3
Theft from Coin Machine	6	1	1	0
Theft from Motor Vehicle	40	6	4	1
Theft of Motor Vehicle Parts	37	1	1	0
Theft - All Other Larceny	139	9	4	3
Crimes Against Society				
Drug/Narcotic Violations	122	122	131	3
Drug/Narcotic Equipment Violations	62	62	16	2
Gambling-Betting/Wagering	0	0	0	0
Gambling-Operating/Promoting	0	0	0	0
Gambling-Equipment Violation	0	0	0	0
Gambling-Sports Tampering	0	0	0	0
Pornography/Obscene Materials	0	0	0	0
Prostitution	0	0	0	0
Prostitution-Assisting/Promoting	0	0	0	0
Weapon Law Violations	12	12	7	0
Total Group A Offenses	1,195	466	341	41



Macon County Sheriff's Department

2002 Population Estimate 20,860
 No. of Municipal Police Depts. 2

Offense Overview

Offense Total 506
 Number Cleared 336
 Percent Cleared 66.4%

Group A Crimes per 100,000 population 2,425.7

Arrest Overview

Total Arrests 1,075
 Adult Arrests 904
 Juvenile Arrests 171
 Unknown Age 0

Arrests per 100,000 population 5,153.4

Avg. number offenses/incident 1.07

Domestic Violence Victims

Offense	Total	Arrests
Murder	1	1
Aggravated Assault	6	5
Simple Assault	45	41
Intimidation	2	2
Stalking	0	0
Forcible Rape	0	0
Forcible Sodomy	0	0
Sexual Assault w/Object	0	0
Forcible Fondling	1	1
Incest	0	0
Statutory Rape	0	0
Kidnapping/Abduction	0	0
Total	55	50

TIBRS Group B Arrests

Offense	Adult	Juvenile
Bad Checks	97	0
Curfew/Vagrancy	0	0
Disorderly Conduct	8	2
DUI	81	1
Drunkenness	58	8
Family-Non Violent	43	0
Liquor Law Violation	0	0
Peeping Tom	0	0
Runaway	0	0
Trespass	14	0
All Other Offense	329	100
Total Group B	630	111

TIBRS Group A Offenses	Offenses		Arrests	
	Reported	Cleared	Adult	Juvenile
Crimes Against Persons				
Murder	1	1	1	0
Negligent Manslaughter	0	0	0	0
Kidnapping/Abduction	0	0	0	0
Forcible Rape	2	1	0	1
Forcible Sodomy	0	0	0	0
Sexual Assault w/Object	0	0	0	0
Forcible Fondling	2	1	1	0
Incest	0	0	0	0
Statutory Rape	5	5	4	0
Aggravated Assault	34	28	25	1
Simple Assault	157	142	119	16
Intimidation	22	11	10	0
Stalking	2	2	0	0
Crimes Against Property				
Arson	4	1	2	0
Bribery	0	0	0	0
Burglary	22	7	6	4
Counterfeiting/Forgery	3	2	2	0
Destruction/Damage/Vandalism	81	27	21	8
Embezzlement	0	0	0	0
Extortion/Blackmail	0	0	0	0
Fraud - False Pretenses	1	0	0	0
Fraud - Credit Card/ATM	1	1	0	0
Fraud - Impersonation	4	4	4	0
Fraud - Welfare	0	0	0	0
Fraud - Wire	0	0	0	0
Motor Vehicle Theft	10	3	1	1
Robbery	2	2	2	0
Stolen Property Offense	0	0	0	0
Theft - Pocket Picking	0	0	0	0
Theft - Purse Snatching	0	0	0	0
Theft - Shoplifting	4	4	3	0
Theft from Building	8	3	2	1
Theft from Coin Machine	0	0	0	0
Theft from Motor Vehicle	13	0	0	0
Theft of Motor Vehicle Parts	0	0	0	0
Theft - All Other Larceny	62	26	18	9
Crimes Against Society				
Drug/Narcotic Violations	55	55	51	16
Drug/Narcotic Equipment Violations	8	8	2	3
Gambling-Betting/Wagering	0	0	0	0
Gambling-Operating/Promoting	0	0	0	0
Gambling-Equipment Violation	0	0	0	0
Gambling-Sports Tampering	0	0	0	0
Pornography/Obscene Materials	0	0	0	0
Prostitution	0	0	0	0
Prostitution-Assisting/Promoting	0	0	0	0
Weapon Law Violations	3	2	0	0
Total Group A Offenses	506	336	274	60



Madison County Sheriff's Department

2002 Population Estimate **93,367**
 No. of Municipal Police Depts. 1

Offense Overview

Offense Total 2,154
 Number Cleared 553
 Percent Cleared 25.7%

Group A Crimes per 100,000
 population 2,307.0

Arrest Overview

Total Arrests 1,391
 Adult Arrests 1,297
 Juvenile Arrests 94
 Unknown Age 0

Arrests per 100,000 population 1,489.8

Avg. number offenses/incident 1.12

Domestic Violence Victims

Offense	Total	Arrests
Murder	0	0
Aggravated Assault	36	26
Simple Assault	157	66
Intimidation	54	8
Stalking	0	0
Forcible Rape	0	0
Forcible Sodomy	0	0
Sexual Assault w/Object	0	0
Forcible Fondling	0	0
Incest	0	0
Statutory Rape	1	1
Kidnapping/Abduction	1	1
Total	249	102

TIBRS Group B Arrests

Offense	Adult	Juvenile
Bad Checks	408	0
Curfew/Vagrancy	0	0
Disorderly Conduct	4	9
DUI	68	1
Drunkenness	31	0
Family-Non Violent	1	0
Liquor Law Violation	9	5
Peeping Tom	0	0
Runaway	0	10
Trespass	4	0
All Other Offense	486	4
Total Group B	1,011	29

TIBRS Group A Offenses	Offenses		Arrests	
	Reported	Cleared	Adult	Juvenile
Crimes Against Persons				
Murder	0	0	0	0
Negligent Manslaughter	0	0	0	0
Kidnapping/Abduction	1	1	1	0
Forcible Rape	19	4	2	1
Forcible Sodomy	5	0	0	0
Sexual Assault w/Object	0	0	0	0
Forcible Fondling	16	5	4	1
Incest	0	0	0	0
Statutory Rape	1	1	2	0
Aggravated Assault	98	72	48	11
Simple Assault	389	186	105	16
Intimidation	218	73	16	1
Stalking	7	3	0	0
Crimes Against Property				
Arson	10	2	0	1
Bribery	0	0	0	0
Burglary	290	27	8	8
Counterfeiting/Forgery	33	7	3	1
Destruction/Damage/Vandalism	325	42	9	0
Embezzlement	1	0	0	0
Extortion/Blackmail	0	0	0	0
Fraud - False Pretenses	9	4	2	0
Fraud - Credit Card/ATM	9	3	2	0
Fraud - Impersonation	16	4	3	0
Fraud - Welfare	0	0	0	0
Fraud - Wire	0	0	0	0
Motor Vehicle Theft	86	4	3	1
Robbery	11	5	7	0
Stolen Property Offense	2	2	2	0
Theft - Pocket Picking	1	0	0	0
Theft - Purse Snatching	0	0	0	0
Theft - Shoplifting	13	5	4	0
Theft from Building	84	15	3	0
Theft from Coin Machine	2	0	0	0
Theft from Motor Vehicle	33	2	1	1
Theft of Motor Vehicle Parts	65	0	0	0
Theft - All Other Larceny	318	31	21	11
Crimes Against Society				
Drug/Narcotic Violations	61	39	34	12
Drug/Narcotic Equipment Violations	23	13	4	0
Gambling-Betting/Wagering	0	0	0	0
Gambling-Operating/Promoting	0	0	0	0
Gambling-Equipment Violation	0	0	0	0
Gambling-Sports Tampering	0	0	0	0
Pornography/Obscene Materials	0	0	0	0
Prostitution	0	0	0	0
Prostitution-Assisting/Promoting	0	0	0	0
Weapon Law Violations	8	3	2	0
Total Group A Offenses	2,154	553	286	65



Marion County Sheriff's Department

2002 Population Estimate 27,654
No. of Municipal Police Depts. 6

Offense Overview

Offense Total 970
 Number Cleared 355
 Percent Cleared 36.6%

Group A Crimes per 100,000 population 3,507.6

Arrest Overview

Total Arrests 1,033
 Adult Arrests 1,031
 Juvenile Arrests 2
 Unknown Age 0

Arrests per 100,000 population 3,735.4

Avg. number offenses/incident 1.12

Domestic Violence Victims

Offense	Total	Arrests
Murder	1	1
Aggravated Assault	22	6
Simple Assault	68	27
Intimidation	16	0
Stalking	1	0
Forcible Rape	1	0
Forcible Sodomy	0	0
Sexual Assault w/Object	0	0
Forcible Fondling	0	0
Incest	0	0
Statutory Rape	0	0
Kidnapping/Abduction	0	0
Total	109	34

TIBRS Group B Arrests

Offense	Adult	Juvenile
Bad Checks	11	0
Curfew/Vagrancy	0	0
Disorderly Conduct	31	0
DUI	30	0
Drunkenness	80	0
Family-Non Violent	0	0
Liquor Law Violation	27	0
Peeping Tom	0	0
Runaway	0	0
Trespass	16	0
All Other Offense	573	0
Total Group B	768	0

TIBRS Group A Offenses	Offenses		Arrests	
	Reported	Cleared	Adult	Juvenile
Crimes Against Persons				
Murder	1	1	0	1
Negligent Manslaughter	0	0	0	0
Kidnapping/Abduction	1	0	0	0
Forcible Rape	2	0	0	0
Forcible Sodomy	0	0	0	0
Sexual Assault w/Object	0	0	0	0
Forcible Fondling	1	0	0	0
Incest	0	0	0	0
Statutory Rape	1	0	0	0
Aggravated Assault	67	30	24	0
Simple Assault	140	78	74	0
Intimidation	103	29	20	0
Stalking	5	1	2	0
Crimes Against Property				
Arson	2	0	0	0
Bribery	0	0	0	0
Burglary	56	6	5	0
Counterfeiting/Forgery	0	0	0	0
Destruction/Damage/Vandalism	164	38	17	0
Embezzlement	0	0	0	0
Extortion/Blackmail	0	0	0	0
Fraud - False Pretenses	4	3	3	0
Fraud - Credit Card/ATM	2	1	1	0
Fraud - Impersonation	6	3	2	0
Fraud - Welfare	0	0	0	0
Fraud - Wire	0	0	0	0
Motor Vehicle Theft	77	27	24	0
Robbery	1	1	1	0
Stolen Property Offense	0	0	0	0
Theft - Pocket Picking	0	0	0	0
Theft - Purse Snatching	0	0	0	0
Theft - Shoplifting	0	0	0	0
Theft from Building	55	7	3	0
Theft from Coin Machine	1	0	0	0
Theft from Motor Vehicle	41	16	3	0
Theft of Motor Vehicle Parts	8	2	0	0
Theft - All Other Larceny	159	39	40	1
Crimes Against Society				
Drug/Narcotic Violations	34	34	22	0
Drug/Narcotic Equipment Violations	32	32	19	0
Gambling-Betting/Wagering	0	0	0	0
Gambling-Operating/Promoting	0	0	0	0
Gambling-Equipment Violation	0	0	0	0
Gambling-Sports Tampering	0	0	0	0
Pornography/Obscene Materials	0	0	0	0
Prostitution	0	0	0	0
Prostitution-Assisting/Promoting	0	0	0	0
Weapon Law Violations	7	7	3	0
Total Group A Offenses	970	355	263	2



Marshall County Sheriff's Department

2002 Population Estimate 27,370
No. of Municipal Police Depts. 4

Offense Overview

Offense Total 532
 Number Cleared 167
 Percent Cleared 31.4%

Group A Crimes per 100,000 population 1,943.7

Arrest Overview

Total Arrests 464
 Adult Arrests 438
 Juvenile Arrests 24
 Unknown Age 2

Arrests per 100,000 population 1,695.3

Avg. number offenses/incident 1.10

Domestic Violence Victims

Offense	Total	Arrests
Murder	0	0
Aggravated Assault	6	4
Simple Assault	76	51
Intimidation	11	1
Stalking	0	0
Forcible Rape	1	1
Forcible Sodomy	0	0
Sexual Assault w/Object	1	1
Forcible Fondling	1	0
Incest	0	0
Statutory Rape	1	1
Kidnapping/Abduction	0	0
Total	97	59

TIBRS Group B Arrests

Offense	Adult	Juvenile
Bad Checks	63	0
Curfew/Vagrancy	0	0
Disorderly Conduct	4	2
DUI	26	0
Drunkenness	15	0
Family-Non Violent	0	0
Liquor Law Violation	0	0
Peeping Tom	0	0
Runaway	0	2
Trespass	5	0
All Other Offense	203	3
Total Group B	316	7

TIBRS Group A Offenses	Offenses		Arrests	
	Reported	Cleared	Adult	Juvenile
Crimes Against Persons				
Murder	0	0	0	0
Negligent Manslaughter	0	0	0	0
Kidnapping/Abduction	2	1	0	0
Forcible Rape	2	2	1	0
Forcible Sodomy	0	0	0	0
Sexual Assault w/Object	2	1	0	1
Forcible Fondling	6	5	0	1
Incest	0	0	0	0
Statutory Rape	4	2	2	0
Aggravated Assault	16	9	7	0
Simple Assault	144	84	71	0
Intimidation	50	7	1	1
Stalking	0	0	0	0
Crimes Against Property				
Arson	1	0	0	0
Bribery	0	0	0	0
Burglary	68	6	6	0
Counterfeiting/Forgery	6	1	2	0
Destruction/Damage/Vandalism	57	4	3	0
Embezzlement	1	1	0	0
Extortion/Blackmail	0	0	0	0
Fraud - False Pretenses	4	0	0	0
Fraud - Credit Card/ATM	4	0	0	0
Fraud - Impersonation	1	0	0	0
Fraud - Welfare	0	0	0	0
Fraud - Wire	0	0	0	0
Motor Vehicle Theft	15	1	0	1
Robbery	2	2	2	0
Stolen Property Offense	0	0	0	0
Theft - Pocket Picking	0	0	0	0
Theft - Purse Snatching	0	0	0	0
Theft - Shoplifting	1	0	0	0
Theft from Building	15	5	3	0
Theft from Coin Machine	0	0	0	0
Theft from Motor Vehicle	24	2	1	12
Theft of Motor Vehicle Parts	14	4	1	0
Theft - All Other Larceny	67	8	8	0
Crimes Against Society				
Drug/Narcotic Violations	13	13	13	0
Drug/Narcotic Equipment Violations	4	4	0	1
Gambling-Betting/Wagering	0	0	0	0
Gambling-Operating/Promoting	0	0	0	0
Gambling-Equipment Violation	0	0	0	0
Gambling-Sports Tampering	0	0	0	0
Pornography/Obscene Materials	4	0	0	0
Prostitution	0	0	0	0
Prostitution-Assisting/Promoting	0	0	0	0
Weapon Law Violations	5	5	1	0
Total Group A Offenses	532	167	122	17



Maury County Sheriff's Department

2002 Population Estimate 71,600
 No. of Municipal Police Depts. 3

Offense Overview

Offense Total 2,130
 Number Cleared 713
 Percent Cleared 33.5%

Group A Crimes per 100,000 population 2,974.9

Arrest Overview

Total Arrests 1,568
 Adult Arrests 1,260
 Juvenile Arrests 308
 Unknown Age 0

Arrests per 100,000 population 2,189.9

Avg. number offenses/incident 1.12

Domestic Violence Victims

Offense	Total	Arrests
Murder	0	0
Aggravated Assault	47	37
Simple Assault	270	105
Intimidation	28	2
Stalking	0	0
Forcible Rape	2	0
Forcible Sodomy	0	0
Sexual Assault w/Object	0	0
Forcible Fondling	11	0
Incest	0	0
Statutory Rape	0	0
Kidnapping/Abduction	7	1
Total	365	145

TIBRS Group B Arrests

Offense	Adult	Juvenile
Bad Checks	273	0
Curfew/Vagrancy	0	33
Disorderly Conduct	31	11
DUI	51	0
Drunkenness	95	7
Family-Non Violent	126	0
Liquor Law Violation	40	20
Peeping Tom	0	0
Runaway	0	55
Trespass	7	4
All Other Offense	87	64
Total Group B	710	194

TIBRS Group A Offenses	Offenses		Arrests	
	Reported	Cleared	Adult	Juvenile
Crimes Against Persons				
Murder	4	2	2	0
Negligent Manslaughter	0	0	0	0
Kidnapping/Abduction	9	1	1	0
Forcible Rape	14	2	1	1
Forcible Sodomy	2	2	0	1
Sexual Assault w/Object	0	0	0	0
Forcible Fondling	35	4	1	3
Incest	0	0	0	0
Statutory Rape	7	1	0	0
Aggravated Assault	98	64	53	5
Simple Assault	481	199	157	27
Intimidation	103	14	9	4
Stalking	4	0	0	0
Crimes Against Property				
Arson	7	3	1	0
Bribery	0	0	0	0
Burglary	194	26	30	8
Counterfeiting/Forgery	11	5	5	0
Destruction/Damage/Vandalism	336	31	16	4
Embezzlement	0	0	0	0
Extortion/Blackmail	0	0	0	0
Fraud - False Pretenses	2	1	1	0
Fraud - Credit Card/ATM	6	0	0	0
Fraud - Impersonation	20	12	11	2
Fraud - Welfare	1	0	0	0
Fraud - Wire	0	0	0	0
Motor Vehicle Theft	57	25	21	0
Robbery	2	1	3	0
Stolen Property Offense	2	2	2	0
Theft - Pocket Picking	0	0	0	0
Theft - Purse Snatching	0	0	0	0
Theft - Shoplifting	0	0	0	0
Theft from Building	68	13	10	3
Theft from Coin Machine	2	1	1	2
Theft from Motor Vehicle	75	13	15	0
Theft of Motor Vehicle Parts	75	10	11	2
Theft - All Other Larceny	245	24	26	7
Crimes Against Society				
Drug/Narcotic Violations	170	165	139	37
Drug/Narcotic Equipment Violations	74	73	28	3
Gambling-Betting/Wagering	0	0	0	0
Gambling-Operating/Promoting	0	0	0	0
Gambling-Equipment Violation	0	0	0	0
Gambling-Sports Tampering	0	0	0	0
Pornography/Obscene Materials	2	0	0	0
Prostitution	2	2	3	0
Prostitution-Assisting/Promoting	0	0	0	0
Weapon Law Violations	22	17	3	5
Total Group A Offenses	2,130	713	550	114



McMinn County Sheriff's Department

2002 Population Estimate 50,051
No. of Municipal Police Depts. 5

Offense Overview

Offense Total 1,893
 Number Cleared 651
 Percent Cleared 34.4%

Group A Crimes per 100,000 population 3,782.1

Arrest Overview

Total Arrests 1,796
 Adult Arrests 1,618
 Juvenile Arrests 178
 Unknown Age 0

Arrests per 100,000 population 3,588.3

Avg. number offenses/incident 1.13

Domestic Violence Victims

Offense	Total	Arrests
Murder	1	1
Aggravated Assault	35	15
Simple Assault	151	63
Intimidation	17	4
Stalking	0	0
Forcible Rape	1	1
Forcible Sodomy	1	1
Sexual Assault w/Object	0	0
Forcible Fondling	5	2
Incest	0	0
Statutory Rape	0	0
Kidnapping/Abduction	4	4
Total	215	91

TIBRS Group B Arrests

Offense	Adult	Juvenile
Bad Checks	124	0
Curfew/Vagrancy	0	2
Disorderly Conduct	3	28
DUI	73	3
Drunkenness	41	0
Family-Non Violent	142	0
Liquor Law Violation	7	7
Peeping Tom	0	0
Runaway	0	6
Trespass	24	2
All Other Offense	708	29
Total Group B	1,122	77

TIBRS Group A Offenses	Offenses		Arrests	
	Reported	Cleared	Adult	Juvenile
Crimes Against Persons				
Murder	2	2	2	0
Negligent Manslaughter	0	0	0	0
Kidnapping/Abduction	5	5	4	0
Forcible Rape	6	2	1	0
Forcible Sodomy	2	2	2	0
Sexual Assault w/Object	0	0	0	0
Forcible Fondling	8	4	2	1
Incest	0	0	0	0
Statutory Rape	2	2	2	0
Aggravated Assault	111	63	49	3
Simple Assault	343	167	107	54
Intimidation	108	18	15	0
Stalking	5	0	0	0
Crimes Against Property				
Arson	2	0	0	0
Bribery	0	0	0	0
Burglary	298	33	31	4
Counterfeiting/Forgery	3	3	3	0
Destruction/Damage/Vandalism	157	26	15	0
Embezzlement	3	1	1	0
Extortion/Blackmail	0	0	0	0
Fraud - False Pretenses	28	6	6	0
Fraud - Credit Card/ATM	0	0	0	0
Fraud - Impersonation	1	1	0	0
Fraud - Welfare	0	0	0	0
Fraud - Wire	0	0	0	0
Motor Vehicle Theft	97	11	9	0
Robbery	9	3	4	1
Stolen Property Offense	12	12	10	1
Theft - Pocket Picking	0	0	0	0
Theft - Purse Snatching	0	0	0	0
Theft - Shoplifting	5	1	1	0
Theft from Building	109	16	10	6
Theft from Coin Machine	0	0	0	0
Theft from Motor Vehicle	73	2	1	0
Theft of Motor Vehicle Parts	56	0	0	0
Theft - All Other Larceny	193	24	20	0
Crimes Against Society				
Drug/Narcotic Violations	157	152	156	21
Drug/Narcotic Equipment Violations	75	72	33	1
Gambling-Betting/Wagering	0	0	0	0
Gambling-Operating/Promoting	0	0	0	0
Gambling-Equipment Violation	0	0	0	0
Gambling-Sports Tampering	0	0	0	0
Pornography/Obscene Materials	0	0	0	0
Prostitution	0	0	0	0
Prostitution-Assisting/Promoting	0	0	0	0
Weapon Law Violations	23	23	12	9
Total Group A Offenses	1,893	651	496	101



McNairy County Sheriff's Department

2002 Population Estimate 24,716
No. of Municipal Police Depts. 3

Offense Overview

Offense Total 928
 Number Cleared 334
 Percent Cleared 36.0%

Group A Crimes per 100,000 population 3,754.7

Arrest Overview

Total Arrests 750
 Adult Arrests 735
 Juvenile Arrests 15
 Unknown Age 0

Arrests per 100,000 population 3,034.5

Avg. number offenses/incident 1.18

Domestic Violence Victims

Offense	Total	Arrests
Murder	0	0
Aggravated Assault	17	8
Simple Assault	59	36
Intimidation	9	0
Stalking	2	3
Forcible Rape	1	0
Forcible Sodomy	0	0
Sexual Assault w/Object	0	0
Forcible Fondling	0	0
Incest	0	0
Statutory Rape	0	0
Kidnapping/Abduction	1	1
Total	89	48

TIBRS Group B Arrests

Offense	Adult	Juvenile
Bad Checks	154	0
Curfew/Vagrancy	0	0
Disorderly Conduct	5	1
DUI	64	1
Drunkenness	41	0
Family-Non Violent	1	0
Liquor Law Violation	5	0
Peeping Tom	0	0
Runaway	0	0
Trespass	6	0
All Other Offense	170	0
Total Group B	446	2

TIBRS Group A Offenses	Offenses		Arrests	
	Reported	Cleared	Adult	Juvenile
Crimes Against Persons				
Murder	1	0	0	0
Negligent Manslaughter	0	0	0	0
Kidnapping/Abduction	2	2	1	0
Forcible Rape	2	1	1	0
Forcible Sodomy	0	0	0	0
Sexual Assault w/Object	0	0	0	0
Forcible Fondling	0	0	0	0
Incest	0	0	0	0
Statutory Rape	0	0	0	0
Aggravated Assault	62	37	37	1
Simple Assault	133	72	65	4
Intimidation	31	3	2	1
Stalking	2	2	3	0
Crimes Against Property				
Arson	2	0	0	0
Bribery	0	0	0	0
Burglary	79	8	10	1
Counterfeiting/Forgery	7	2	2	0
Destruction/Damage/Vandalism	168	16	9	0
Embezzlement	0	0	0	0
Extortion/Blackmail	0	0	0	0
Fraud - False Pretenses	2	2	1	0
Fraud - Credit Card/ATM	1	0	0	0
Fraud - Impersonation	6	3	3	0
Fraud - Welfare	0	0	0	0
Fraud - Wire	0	0	0	0
Motor Vehicle Theft	55	8	8	0
Robbery	1	1	1	0
Stolen Property Offense	1	0	0	0
Theft - Pocket Picking	0	0	0	0
Theft - Purse Snatching	0	0	0	0
Theft - Shoplifting	0	0	0	0
Theft from Building	112	16	11	2
Theft from Coin Machine	0	0	0	0
Theft from Motor Vehicle	29	3	3	0
Theft of Motor Vehicle Parts	15	0	0	0
Theft - All Other Larceny	63	7	7	0
Crimes Against Society				
Drug/Narcotic Violations	81	79	94	3
Drug/Narcotic Equipment Violations	55	54	14	1
Gambling-Betting/Wagering	1	1	3	0
Gambling-Operating/Promoting	1	1	2	0
Gambling-Equipment Violation	0	0	0	0
Gambling-Sports Tampering	0	0	0	0
Pornography/Obscene Materials	0	0	0	0
Prostitution	0	0	0	0
Prostitution-Assisting/Promoting	0	0	0	0
Weapon Law Violations	16	16	12	0
Total Group A Offenses	928	334	289	13



Meigs County Sheriff's Department

2002 Population Estimate 11,310
No. of Municipal Police Depts. 1

Offense Overview

Offense Total 533
 Number Cleared 166
 Percent Cleared 31.1%

Group A Crimes per 100,000 population 4,712.6

Arrest Overview

Total Arrests 390
 Adult Arrests 389
 Juvenile Arrests 0
 Unknown Age 1

Arrests per 100,000 population 3,448.3

Avg. number offenses/incident 1.00

Domestic Violence Victims

Offense	Total	Arrests
Murder	0	0
Aggravated Assault	29	22
Simple Assault	6	6
Intimidation	4	2
Stalking	0	0
Forcible Rape	1	1
Forcible Sodomy	0	0
Sexual Assault w/Object	0	0
Forcible Fondling	1	1
Incest	0	0
Statutory Rape	0	0
Kidnapping/Abduction	0	0
Total	41	32

TIBRS Group B Arrests

Offense	Adult	Juvenile
Bad Checks	18	0
Curfew/Vagrancy	0	0
Disorderly Conduct	9	0
DUI	55	0
Drunkenness	20	0
Family-Non Violent	9	0
Liquor Law Violation	0	0
Peeping Tom	0	0
Runaway	0	0
Trespass	6	0
All Other Offense	107	0
Total Group B	224	0

TIBRS Group A Offenses	Offenses		Arrests	
	Reported	Cleared	Adult	Juvenile
Crimes Against Persons				
Murder	0	0	0	0
Negligent Manslaughter	0	0	0	0
Kidnapping/Abduction	0	0	0	0
Forcible Rape	1	1	1	0
Forcible Sodomy	0	0	0	0
Sexual Assault w/Object	0	0	0	0
Forcible Fondling	4	2	2	0
Incest	0	0	0	0
Statutory Rape	0	0	0	0
Aggravated Assault	69	60	43	0
Simple Assault	47	14	37	0
Intimidation	34	11	6	0
Stalking	5	2	1	0
Crimes Against Property				
Arson	0	0	0	0
Bribery	0	0	0	0
Burglary	147	10	7	0
Counterfeiting/Forgery	1	0	0	0
Destruction/Damage/Vandalism	58	5	4	0
Embezzlement	0	0	0	0
Extortion/Blackmail	0	0	0	0
Fraud - False Pretenses	4	1	0	0
Fraud - Credit Card/ATM	0	0	0	0
Fraud - Impersonation	2	0	0	0
Fraud - Welfare	0	0	0	0
Fraud - Wire	0	0	0	0
Motor Vehicle Theft	24	6	4	0
Robbery	0	0	0	0
Stolen Property Offense	0	0	0	0
Theft - Pocket Picking	1	0	0	0
Theft - Purse Snatching	0	0	0	0
Theft - Shoplifting	0	0	0	0
Theft from Building	6	0	1	0
Theft from Coin Machine	0	0	0	0
Theft from Motor Vehicle	23	1	0	0
Theft of Motor Vehicle Parts	5	0	0	0
Theft - All Other Larceny	45	2	8	0
Crimes Against Society				
Drug/Narcotic Violations	31	31	31	0
Drug/Narcotic Equipment Violations	25	19	19	0
Gambling-Betting/Wagering	0	0	0	0
Gambling-Operating/Promoting	0	0	0	0
Gambling-Equipment Violation	0	0	0	0
Gambling-Sports Tampering	0	0	0	0
Pornography/Obscene Materials	0	0	0	0
Prostitution	0	0	0	0
Prostitution-Assisting/Promoting	0	0	0	0
Weapon Law Violations	1	1	1	0
Total Group A Offenses	533	166	165	0



Metro Hartsville/Trousdale County

2002 Population Estimate 7,354
 No. of Municipal Police Depts. 0

Offense Overview

Offense Total 435
 Number Cleared 216
 Percent Cleared 49.7%

Group A Crimes per 100,000
 population 5,915.1

Arrest Overview

Total Arrests 708
 Adult Arrests 678
 Juvenile Arrests 30
 Unknown Age 0

Arrests per 100,000 population 9,627.4

Avg. number offenses/incident 1.00

Domestic Violence Victims

Offense	Total	Arrests
Murder	0	0
Aggravated Assault	9	9
Simple Assault	20	20
Intimidation	1	1
Stalking	0	0
Forcible Rape	0	0
Forcible Sodomy	0	0
Sexual Assault w/Object	0	0
Forcible Fondling	0	0
Incest	0	0
Statutory Rape	0	0
Kidnapping/Abduction	0	0
Total	30	30

TIBRS Group B Arrests

Offense	Adult	Juvenile
Bad Checks	73	0
Curfew/Vagrancy	3	5
Disorderly Conduct	14	1
DUI	71	0
Drunkenness	92	3
Family-Non Violent	2	0
Liquor Law Violation	0	0
Peeping Tom	0	0
Runaway	0	6
Trespass	6	0
All Other Offense	257	2
Total Group B	518	17

TIBRS Group A Offenses	Offenses		Arrests	
	Reported	Cleared	Adult	Juvenile
Crimes Against Persons				
Murder	0	0	0	0
Negligent Manslaughter	0	0	0	0
Kidnapping/Abduction	0	0	0	0
Forcible Rape	0	0	0	0
Forcible Sodomy	0	0	0	0
Sexual Assault w/Object	0	0	0	0
Forcible Fondling	1	0	0	0
Incest	0	0	0	0
Statutory Rape	1	1	0	0
Aggravated Assault	19	16	17	2
Simple Assault	50	40	39	1
Intimidation	13	3	4	0
Stalking	2	2	2	0
Crimes Against Property				
Arson	0	0	0	0
Bribery	0	0	0	0
Burglary	81	14	11	0
Counterfeiting/Forgery	73	38	21	0
Destruction/Damage/Vandalism	33	6	4	4
Embezzlement	29	27	0	0
Extortion/Blackmail	0	0	0	0
Fraud - False Pretenses	4	0	0	0
Fraud - Credit Card/ATM	1	0	0	0
Fraud - Impersonation	1	1	1	0
Fraud - Welfare	0	0	0	0
Fraud - Wire	0	0	0	0
Motor Vehicle Theft	4	2	1	0
Robbery	3	2	1	0
Stolen Property Offense	0	0	0	0
Theft - Pocket Picking	0	0	0	0
Theft - Purse Snatching	0	0	0	0
Theft - Shoplifting	5	5	1	0
Theft from Building	12	1	0	1
Theft from Coin Machine	0	0	0	0
Theft from Motor Vehicle	24	0	3	0
Theft of Motor Vehicle Parts	1	0	1	0
Theft - All Other Larceny	27	8	5	2
Crimes Against Society				
Drug/Narcotic Violations	44	43	44	3
Drug/Narcotic Equipment Violations	5	5	3	0
Gambling-Betting/Wagering	0	0	0	0
Gambling-Operating/Promoting	0	0	0	0
Gambling-Equipment Violation	0	0	0	0
Gambling-Sports Tampering	0	0	0	0
Pornography/Obscene Materials	0	0	0	0
Prostitution	0	0	0	0
Prostitution-Assisting/Promoting	0	0	0	0
Weapon Law Violations	2	2	2	0
Total Group A Offenses	435	216	160	13



Monroe County Sheriff's Department

2002 Population Estimate 40,159
No. of Municipal Police Depts. 4

Offense Overview

Offense Total 2,149
 Number Cleared 426
 Percent Cleared 19.8%

Group A Crimes per 100,000 population 5,351.2

Arrest Overview

Total Arrests 851
 Adult Arrests 800
 Juvenile Arrests 51
 Unknown Age 0

Arrests per 100,000 population 2,119.1

Avg. number offenses/incident 1.10

Domestic Violence Victims

Offense	Total	Arrests
Murder	1	1
Aggravated Assault	62	19
Simple Assault	200	57
Intimidation	87	7
Stalking	11	0
Forcible Rape	2	1
Forcible Sodomy	1	0
Sexual Assault w/Object	1	0
Forcible Fondling	6	0
Incest	4	0
Statutory Rape	0	0
Kidnapping/Abduction	2	1
Total	377	86

TIBRS Group B Arrests

Offense	Adult	Juvenile
Bad Checks	31	0
Curfew/Vagrancy	1	0
Disorderly Conduct	17	0
DUI	54	0
Drunkenness	106	1
Family-Non Violent	11	1
Liquor Law Violation	2	0
Peeping Tom	0	0
Runaway	0	32
Trespass	7	0
All Other Offense	241	1
Total Group B	470	35

TIBRS Group A Offenses	Offenses		Arrests	
	Reported	Cleared	Adult	Juvenile
Crimes Against Persons				
Murder	2	2	1	1
Negligent Manslaughter	0	0	0	0
Kidnapping/Abduction	5	3	2	0
Forcible Rape	5	1	0	1
Forcible Sodomy	2	1	1	0
Sexual Assault w/Object	1	0	0	0
Forcible Fondling	16	5	0	2
Incest	4	0	0	0
Statutory Rape	3	2	2	0
Aggravated Assault	209	89	64	1
Simple Assault	377	124	104	1
Intimidation	326	25	17	0
Stalking	27	5	0	0
Crimes Against Property				
Arson	32	1	1	0
Bribery	0	0	0	0
Burglary	217	17	18	0
Counterfeiting/Forgery	13	3	4	0
Destruction/Damage/Vandalism	301	26	11	4
Embezzlement	0	0	0	0
Extortion/Blackmail	1	0	0	0
Fraud - False Pretenses	10	2	1	0
Fraud - Credit Card/ATM	14	2	1	0
Fraud - Impersonation	7	0	0	0
Fraud - Welfare	0	0	0	0
Fraud - Wire	0	0	0	0
Motor Vehicle Theft	80	16	13	0
Robbery	6	1	3	0
Stolen Property Offense	2	0	0	0
Theft - Pocket Picking	2	1	0	0
Theft - Purse Snatching	0	0	0	0
Theft - Shoplifting	5	3	2	0
Theft from Building	190	25	13	2
Theft from Coin Machine	1	0	0	0
Theft from Motor Vehicle	51	2	0	2
Theft of Motor Vehicle Parts	35	6	3	0
Theft - All Other Larceny	135	7	5	1
Crimes Against Society				
Drug/Narcotic Violations	49	44	55	1
Drug/Narcotic Equipment Violations	13	8	5	0
Gambling-Betting/Wagering	0	0	0	0
Gambling-Operating/Promoting	0	0	0	0
Gambling-Equipment Violation	2	0	0	0
Gambling-Sports Tampering	0	0	0	0
Pornography/Obscene Materials	0	0	0	0
Prostitution	0	0	0	0
Prostitution-Assisting/Promoting	0	0	0	0
Weapon Law Violations	6	5	4	0
Total Group A Offenses	2,149	426	330	16



Montgomery County Sheriff's Department

2002 Population Estimate 138,241
No. of Municipal Police Depts. 1

Offense Overview

Offense Total 2,186
 Number Cleared 1,082
 Percent Cleared 49.5%

Group A Crimes per 100,000 population 1,581.3

Arrest Overview

Total Arrests 1,750
 Adult Arrests 1,619
 Juvenile Arrests 131
 Unknown Age 0

Arrests per 100,000 population 1,265.9

Avg. number offenses/incident 1.20

Domestic Violence Victims

Offense	Total	Arrests
Murder	0	0
Aggravated Assault	37	24
Simple Assault	156	89
Intimidation	42	4
Stalking	0	0
Forcible Rape	0	0
Forcible Sodomy	1	0
Sexual Assault w/Object	0	0
Forcible Fondling	5	0
Incest	2	0
Statutory Rape	0	0
Kidnapping/Abduction	7	3
Total	250	120

TIBRS Group B Arrests

Offense	Adult	Juvenile
Bad Checks	819	0
Curfew/Vagrancy	0	0
Disorderly Conduct	3	9
DUI	174	0
Drunkenness	39	1
Family-Non Violent	3	0
Liquor Law Violation	15	11
Peeping Tom	0	0
Runaway	0	0
Trespass	0	0
All Other Offense	76	3
Total Group B	1,129	24

TIBRS Group A Offenses	Offenses		Arrests	
	Reported	Cleared	Adult	Juvenile
Crimes Against Persons				
Murder	0	0	0	0
Negligent Manslaughter	0	0	0	0
Kidnapping/Abduction	16	12	4	0
Forcible Rape	3	1	1	0
Forcible Sodomy	1	0	0	0
Sexual Assault w/Object	0	0	0	0
Forcible Fondling	19	7	0	1
Incest	2	0	0	0
Statutory Rape	3	2	1	0
Aggravated Assault	116	92	64	3
Simple Assault	405	305	143	25
Intimidation	206	109	6	0
Stalking	2	0	0	0
Crimes Against Property				
Arson	4	2	0	2
Bribery	0	0	0	0
Burglary	192	33	13	2
Counterfeiting/Forgery	23	9	4	1
Destruction/Damage/Vandalism	355	81	8	11
Embezzlement	0	0	0	0
Extortion/Blackmail	1	1	0	0
Fraud - False Pretenses	5	2	1	0
Fraud - Credit Card/ATM	13	2	0	0
Fraud - Impersonation	37	32	31	1
Fraud - Welfare	0	0	0	0
Fraud - Wire	0	0	0	0
Motor Vehicle Theft	48	2	1	1
Robbery	7	3	4	1
Stolen Property Offense	7	5	4	0
Theft - Pocket Picking	3	0	0	0
Theft - Purse Snatching	0	0	0	0
Theft - Shoplifting	3	2	1	1
Theft from Building	8	1	0	1
Theft from Coin Machine	4	0	0	0
Theft from Motor Vehicle	44	4	0	0
Theft of Motor Vehicle Parts	23	2	2	0
Theft - All Other Larceny	296	50	16	2
Crimes Against Society				
Drug/Narcotic Violations	206	196	154	44
Drug/Narcotic Equipment Violations	102	99	13	1
Gambling-Betting/Wagering	0	0	0	0
Gambling-Operating/Promoting	0	0	0	0
Gambling-Equipment Violation	0	0	0	0
Gambling-Sports Tampering	0	0	0	0
Pornography/Obscene Materials	1	0	0	0
Prostitution	0	0	0	0
Prostitution-Assisting/Promoting	0	0	0	0
Weapon Law Violations	31	28	19	10
Total Group A Offenses	2,186	1,082	490	107



Moore County Sheriff's Department

2002 Population Estimate 5,928

No. of Municipal Police Depts. 0

Offense Overview

Offense Total 206

Number Cleared 103

Percent Cleared 50.0%

Group A Crimes per 100,000

population 3,475.0

Arrest Overview

Total Arrests 150

Adult Arrests 149

Juvenile Arrests 0

Unknown Age 1

Arrests per 100,000 population

2,530.4

Avg. number offenses/incident

1.11

Domestic Violence Victims

Offense	Total	Arrests
Murder	0	0
Aggravated Assault	2	2
Simple Assault	9	7
Intimidation	10	4
Stalking	1	1
Forcible Rape	0	0
Forcible Sodomy	0	0
Sexual Assault w/Object	0	0
Forcible Fondling	3	0
Incest	0	0
Statutory Rape	0	0
Kidnapping/Abduction	0	0
Total	25	14

TIBRS Group B Arrests

Offense	Adult	Juvenile
Bad Checks	6	0
Curfew/Vagrancy	4	0
Disorderly Conduct	0	0
DUI	8	0
Drunkenness	11	0
Family-Non Violent	0	0
Liquor Law Violation	0	0
Peeping Tom	0	0
Runaway	0	0
Trespass	0	0
All Other Offense	24	0
Total Group B	53	0

TIBRS Group A Offenses	Offenses		Arrests	
	Reported	Cleared	Adult	Juvenile
Crimes Against Persons				
Murder	0	0	0	0
Negligent Manslaughter	0	0	0	0
Kidnapping/Abduction	0	0	0	0
Forcible Rape	0	0	0	0
Forcible Sodomy	0	0	0	0
Sexual Assault w/Object	0	0	0	0
Forcible Fondling	3	1	0	0
Incest	0	0	0	0
Statutory Rape	1	1	0	0
Aggravated Assault	6	4	5	0
Simple Assault	25	18	19	0
Intimidation	24	9	9	0
Stalking	2	2	2	0
Crimes Against Property				
Arson	0	0	0	0
Bribery	0	0	0	0
Burglary	24	2	2	0
Counterfeiting/Forgery	1	0	0	0
Destruction/Damage/Vandalism	21	2	1	0
Embezzlement	0	0	0	0
Extortion/Blackmail	0	0	0	0
Fraud - False Pretenses	5	1	1	0
Fraud - Credit Card/ATM	3	1	0	0
Fraud - Impersonation	1	1	1	0
Fraud - Welfare	0	0	0	0
Fraud - Wire	0	0	0	0
Motor Vehicle Theft	6	3	3	0
Robbery	0	0	0	0
Stolen Property Offense	0	0	0	0
Theft - Pocket Picking	0	0	0	0
Theft - Purse Snatching	0	0	0	0
Theft - Shoplifting	1	1	1	0
Theft from Building	8	2	3	0
Theft from Coin Machine	0	0	0	0
Theft from Motor Vehicle	6	1	3	0
Theft of Motor Vehicle Parts	3	0	0	0
Theft - All Other Larceny	22	12	12	0
Crimes Against Society				
Drug/Narcotic Violations	27	25	29	0
Drug/Narcotic Equipment Violations	13	13	1	0
Gambling-Betting/Wagering	0	0	0	0
Gambling-Operating/Promoting	0	0	0	0
Gambling-Equipment Violation	0	0	0	0
Gambling-Sports Tampering	0	0	0	0
Pornography/Obscene Materials	0	0	0	0
Prostitution	0	0	0	0
Prostitution-Assisting/Promoting	0	0	0	0
Weapon Law Violations	4	4	4	0
Total Group A Offenses	206	103	96	0



Morgan County Sheriff's Department

2002 Population Estimate 19,847
 No. of Municipal Police Depts. 1

Offense Overview

Offense Total 464
 Number Cleared 174
 Percent Cleared 37.5%

Group A Crimes per 100,000 population 2,337.9

Arrest Overview

Total Arrests 521
 Adult Arrests 512
 Juvenile Arrests 7
 Unknown Age 2

Arrests per 100,000 population 2,625.1

Avg. number offenses/incident 1.05

Domestic Violence Victims

Offense	Total	Arrests
Murder	1	1
Aggravated Assault	4	3
Simple Assault	41	33
Intimidation	1	0
Stalking	0	0
Forcible Rape	0	0
Forcible Sodomy	0	0
Sexual Assault w/Object	0	0
Forcible Fondling	0	0
Incest	0	0
Statutory Rape	0	0
Kidnapping/Abduction	0	0
Total	47	37

TIBRS Group B Arrests

Offense	Adult	Juvenile
Bad Checks	3	0
Curfew/Vagrancy	0	0
Disorderly Conduct	15	0
DUI	20	0
Drunkenness	39	0
Family-Non Violent	2	1
Liquor Law Violation	2	0
Peeping Tom	0	0
Runaway	0	0
Trespass	2	0
All Other Offense	249	1
Total Group B	332	2

TIBRS Group A Offenses	Offenses		Arrests	
	Reported	Cleared	Adult	Juvenile
Crimes Against Persons				
Murder	2	2	2	0
Negligent Manslaughter	0	0	0	0
Kidnapping/Abduction	0	0	0	0
Forcible Rape	0	0	0	0
Forcible Sodomy	0	0	0	0
Sexual Assault w/Object	1	0	0	0
Forcible Fondling	3	2	2	0
Incest	0	0	0	0
Statutory Rape	1	0	0	0
Aggravated Assault	18	12	10	1
Simple Assault	83	54	59	0
Intimidation	8	4	1	2
Stalking	1	1	1	0
Crimes Against Property				
Arson	1	0	0	0
Bribery	0	0	0	0
Burglary	109	11	11	0
Counterfeiting/Forgery	3	2	2	0
Destruction/Damage/Vandalism	51	10	12	2
Embezzlement	0	0	0	0
Extortion/Blackmail	0	0	0	0
Fraud - False Pretenses	6	2	2	0
Fraud - Credit Card/ATM	2	1	1	0
Fraud - Impersonation	0	0	0	0
Fraud - Welfare	0	0	0	0
Fraud - Wire	0	0	0	0
Motor Vehicle Theft	27	5	4	0
Robbery	1	0	0	0
Stolen Property Offense	0	0	0	0
Theft - Pocket Picking	0	0	0	0
Theft - Purse Snatching	0	0	0	0
Theft - Shoplifting	0	0	0	0
Theft from Building	5	0	0	0
Theft from Coin Machine	0	0	0	0
Theft from Motor Vehicle	21	1	3	0
Theft of Motor Vehicle Parts	3	0	0	0
Theft - All Other Larceny	51	2	3	0
Crimes Against Society				
Drug/Narcotic Violations	54	52	61	0
Drug/Narcotic Equipment Violations	8	8	3	0
Gambling-Betting/Wagering	0	0	0	0
Gambling-Operating/Promoting	0	0	0	0
Gambling-Equipment Violation	0	0	0	0
Gambling-Sports Tampering	0	0	0	0
Pornography/Obscene Materials	0	0	0	0
Prostitution	0	0	0	0
Prostitution-Assisting/Promoting	0	0	0	0
Weapon Law Violations	5	5	3	0
Total Group A Offenses	464	174	180	5



Obion County Sheriff's Department

2002 Population Estimate 32,394

No. of Municipal Police Depts. 6

Offense Overview

Offense Total 659

Number Cleared 228

Percent Cleared 34.6%

Group A Crimes per 100,000
population

2,034.3

Arrest Overview

Total Arrests 636

Adult Arrests 603

Juvenile Arrests 31

Unknown Age 2

Arrests per 100,000 population

1,963.3

Avg. number offenses/incident

1.09

Domestic Violence Victims

Offense	Total	Arrests
Murder	0	0
Aggravated Assault	10	4
Simple Assault	49	17
Intimidation	8	0
Stalking	3	0
Forcible Rape	2	0
Forcible Sodomy	2	0
Sexual Assault w/Object	0	0
Forcible Fondling	0	0
Incest	0	0
Statutory Rape	1	1
Kidnapping/Abduction	0	0
Total	75	22

TIBRS Group B Arrests

Offense	Adult	Juvenile
Bad Checks	255	0
Curfew/Vagrancy	1	0
Disorderly Conduct	6	1
DUI	32	1
Drunkenness	36	0
Family-Non Violent	27	0
Liquor Law Violation	2	2
Peeping Tom	0	0
Runaway	0	0
Trespass	0	0
All Other Offense	157	1
Total Group B	516	5

TIBRS Group A Offenses	Offenses		Arrests	
	Reported	Cleared	Adult	Juvenile
Crimes Against Persons				
Murder	0	0	0	0
Negligent Manslaughter	0	0	0	0
Kidnapping/Abduction	0	0	0	0
Forcible Rape	2	2	0	0
Forcible Sodomy	3	2	0	0
Sexual Assault w/Object	0	0	0	0
Forcible Fondling	2	1	0	0
Incest	0	0	0	0
Statutory Rape	1	1	2	0
Aggravated Assault	25	23	7	6
Simple Assault	107	65	30	5
Intimidation	34	7	2	1
Stalking	3	2	0	0
Crimes Against Property				
Arson	6	2	3	0
Bribery	0	0	0	0
Burglary	71	12	4	1
Counterfeiting/Forgery	15	4	2	0
Destruction/Damage/Vandalism	119	19	5	7
Embezzlement	0	0	0	0
Extortion/Blackmail	0	0	0	0
Fraud - False Pretenses	16	5	3	0
Fraud - Credit Card/ATM	1	1	0	0
Fraud - Impersonation	3	1	0	0
Fraud - Welfare	0	0	0	0
Fraud - Wire	1	0	0	0
Motor Vehicle Theft	26	7	4	0
Robbery	0	0	0	0
Stolen Property Offense	0	0	0	0
Theft - Pocket Picking	0	0	0	0
Theft - Purse Snatching	0	0	0	0
Theft - Shoplifting	0	0	0	0
Theft from Building	38	6	1	3
Theft from Coin Machine	0	0	0	0
Theft from Motor Vehicle	28	2	1	0
Theft of Motor Vehicle Parts	36	1	1	0
Theft - All Other Larceny	63	8	4	1
Crimes Against Society				
Drug/Narcotic Violations	31	31	12	1
Drug/Narcotic Equipment Violations	24	22	5	1
Gambling-Betting/Wagering	0	0	0	0
Gambling-Operating/Promoting	0	0	0	0
Gambling-Equipment Violation	1	1	0	0
Gambling-Sports Tampering	0	0	0	0
Pornography/Obscene Materials	1	1	1	0
Prostitution	0	0	0	0
Prostitution-Assisting/Promoting	0	0	0	0
Weapon Law Violations	2	2	0	0
Total Group A Offenses	659	228	87	26



Overton County Sheriff's Department

2002 Population Estimate 20,276
No. of Municipal Police Depts. 1

Offense Overview

Offense Total 394
 Number Cleared 112
 Percent Cleared 28.4%

Group A Crimes per 100,000 population 1,943.2

Arrest Overview

Total Arrests 329
 Adult Arrests 317
 Juvenile Arrests 7
 Unknown Age 5

Arrests per 100,000 population 1,622.6

Avg. number offenses/incident 1.10

Domestic Violence Victims

Offense	Total	Arrests
Murder	0	0
Aggravated Assault	7	5
Simple Assault	20	14
Intimidation	3	2
Stalking	0	0
Forcible Rape	0	0
Forcible Sodomy	0	0
Sexual Assault w/Object	0	0
Forcible Fondling	2	0
Incest	0	0
Statutory Rape	0	0
Kidnapping/Abduction	0	0
Total	32	21

TIBRS Group B Arrests

Offense	Adult	Juvenile
Bad Checks	9	0
Curfew/Vagrancy	0	0
Disorderly Conduct	1	0
DUI	58	1
Drunkenness	32	0
Family-Non Violent	1	0
Liquor Law Violation	8	0
Peeping Tom	0	0
Runaway	0	2
Trespass	2	0
All Other Offense	111	0
Total Group B	222	3

TIBRS Group A Offenses	Offenses		Arrests	
	Reported	Cleared	Adult	Juvenile
Crimes Against Persons				
Murder	0	0	0	0
Negligent Manslaughter	0	0	0	0
Kidnapping/Abduction	0	0	0	0
Forcible Rape	2	0	0	0
Forcible Sodomy	0	0	0	0
Sexual Assault w/Object	0	0	0	0
Forcible Fondling	3	0	0	0
Incest	0	0	0	0
Statutory Rape	0	0	0	0
Aggravated Assault	15	12	10	0
Simple Assault	36	27	24	1
Intimidation	8	4	3	0
Stalking	0	0	0	0
Crimes Against Property				
Arson	1	0	0	0
Bribery	0	0	0	0
Burglary	95	2	2	2
Counterfeiting/Forgery	3	1	1	0
Destruction/Damage/Vandalism	50	2	1	0
Embezzlement	0	0	0	0
Extortion/Blackmail	0	0	0	0
Fraud - False Pretenses	4	0	0	0
Fraud - Credit Card/ATM	1	0	0	0
Fraud - Impersonation	1	1	1	0
Fraud - Welfare	0	0	0	0
Fraud - Wire	0	0	0	0
Motor Vehicle Theft	15	0	0	0
Robbery	5	0	0	0
Stolen Property Offense	0	0	0	0
Theft - Pocket Picking	0	0	0	0
Theft - Purse Snatching	0	0	0	0
Theft - Shoplifting	0	0	0	0
Theft from Building	7	0	0	0
Theft from Coin Machine	1	0	0	0
Theft from Motor Vehicle	16	0	0	0
Theft of Motor Vehicle Parts	7	0	0	0
Theft - All Other Larceny	65	5	1	1
Crimes Against Society				
Drug/Narcotic Violations	33	32	40	0
Drug/Narcotic Equipment Violations	22	22	8	0
Gambling-Betting/Wagering	0	0	0	0
Gambling-Operating/Promoting	0	0	0	0
Gambling-Equipment Violation	0	0	0	0
Gambling-Sports Tampering	0	0	0	0
Pornography/Obscene Materials	0	0	0	0
Prostitution	0	0	0	0
Prostitution-Assisting/Promoting	0	0	0	0
Weapon Law Violations	4	4	4	0
Total Group A Offenses	394	112	95	4



Perry County Sheriff's Department

2002 Population Estimate 7,548
 No. of Municipal Police Depts. 0

Offense Overview

Offense Total 385
 Number Cleared 113
 Percent Cleared 29.4%

Group A Crimes per 100,000
 population 5,100.7

Arrest Overview

Total Arrests 263
 Adult Arrests 259
 Juvenile Arrests 4
 Unknown Age 0

Arrests per 100,000 population 3,484.4

Avg. number offenses/incident 1.11

Domestic Violence Victims

Offense	Total	Arrests
Murder	0	0
Aggravated Assault	10	6
Simple Assault	17	16
Intimidation	1	0
Stalking	0	0
Forcible Rape	0	0
Forcible Sodomy	1	0
Sexual Assault w/Object	0	0
Forcible Fondling	0	0
Incest	0	0
Statutory Rape	1	0
Kidnapping/Abduction	0	0
Total	30	22

TIBRS Group B Arrests

Offense	Adult	Juvenile
Bad Checks	14	0
Curfew/Vagrancy	0	0
Disorderly Conduct	8	0
DUI	22	0
Drunkenness	16	0
Family-Non Violent	3	0
Liquor Law Violation	0	0
Peeping Tom	0	0
Runaway	0	0
Trespass	4	0
All Other Offense	101	0
Total Group B	168	0

TIBRS Group A Offenses	Offenses		Arrests	
	Reported	Cleared	Adult	Juvenile
Crimes Against Persons				
Murder	0	0	0	0
Negligent Manslaughter	0	0	0	0
Kidnapping/Abduction	0	0	0	0
Forcible Rape	0	0	0	0
Forcible Sodomy	1	0	0	0
Sexual Assault w/Object	0	0	0	0
Forcible Fondling	0	0	0	0
Incest	0	0	0	0
Statutory Rape	1	0	0	0
Aggravated Assault	16	15	11	0
Simple Assault	53	33	27	3
Intimidation	11	2	0	0
Stalking	5	1	1	0
Crimes Against Property				
Arson	4	0	0	0
Bribery	0	0	0	0
Burglary	70	4	1	1
Counterfeiting/Forgery	7	3	5	0
Destruction/Damage/Vandalism	51	3	2	0
Embezzlement	0	0	0	0
Extortion/Blackmail	0	0	0	0
Fraud - False Pretenses	2	2	1	0
Fraud - Credit Card/ATM	1	0	0	0
Fraud - Impersonation	1	0	0	0
Fraud - Welfare	0	0	0	0
Fraud - Wire	0	0	0	0
Motor Vehicle Theft	17	1	2	0
Robbery	2	1	1	0
Stolen Property Offense	0	0	0	0
Theft - Pocket Picking	0	0	0	0
Theft - Purse Snatching	0	0	0	0
Theft - Shoplifting	3	2	2	0
Theft from Building	23	5	3	0
Theft from Coin Machine	1	0	0	0
Theft from Motor Vehicle	9	0	0	0
Theft of Motor Vehicle Parts	7	0	0	0
Theft - All Other Larceny	59	5	9	0
Crimes Against Society				
Drug/Narcotic Violations	18	15	14	0
Drug/Narcotic Equipment Violations	18	16	9	0
Gambling-Betting/Wagering	0	0	0	0
Gambling-Operating/Promoting	0	0	0	0
Gambling-Equipment Violation	0	0	0	0
Gambling-Sports Tampering	0	0	0	0
Pornography/Obscene Materials	0	0	0	0
Prostitution	0	0	0	0
Prostitution-Assisting/Promoting	0	0	0	0
Weapon Law Violations	5	5	3	0
Total Group A Offenses	385	113	91	4



Pickett County Sheriff's Department

2002 Population Estimate 4,999
 No. of Municipal Police Depts. 0

Offense Overview

Offense Total 71
 Number Cleared 71
 Percent Cleared 100.0%

Group A Crimes per 100,000 population 1,420.3

Arrest Overview

Total Arrests 339
 Adult Arrests 336
 Juvenile Arrests 0
 Unknown Age 3

Arrests per 100,000 population 6,781.4

Avg. number offenses/incident 1.00

Domestic Violence Victims

Offense	Total	Arrests
Murder	0	0
Aggravated Assault	2	2
Simple Assault	15	15
Intimidation	0	0
Stalking	0	0
Forcible Rape	0	0
Forcible Sodomy	0	0
Sexual Assault w/Object	0	0
Forcible Fondling	0	0
Incest	0	0
Statutory Rape	0	0
Kidnapping/Abduction	0	0
Total	17	17

TIBRS Group B Arrests

Offense	Adult	Juvenile
Bad Checks	9	0
Curfew/Vagrancy	0	0
Disorderly Conduct	7	0
DUI	36	0
Drunkenness	43	0
Family-Non Violent	0	0
Liquor Law Violation	3	0
Peeping Tom	0	0
Runaway	0	0
Trespass	4	0
All Other Offense	163	0
Total Group B	265	0

TIBRS Group A Offenses	Offenses		Arrests	
	Reported	Cleared	Adult	Juvenile
Crimes Against Persons				
Murder	0	0	0	0
Negligent Manslaughter	0	0	0	0
Kidnapping/Abduction	0	0	0	0
Forcible Rape	2	2	2	0
Forcible Sodomy	0	0	0	0
Sexual Assault w/Object	1	1	1	0
Forcible Fondling	0	0	0	0
Incest	0	0	0	0
Statutory Rape	0	0	0	0
Aggravated Assault	9	9	9	0
Simple Assault	27	27	27	0
Intimidation	0	0	0	0
Stalking	0	0	0	0
Crimes Against Property				
Arson	1	1	1	0
Bribery	0	0	0	0
Burglary	4	4	4	0
Counterfeiting/Forgery	4	4	4	0
Destruction/Damage/Vandalism	4	4	4	0
Embezzlement	0	0	0	0
Extortion/Blackmail	0	0	0	0
Fraud - False Pretenses	0	0	0	0
Fraud - Credit Card/ATM	0	0	0	0
Fraud - Impersonation	1	1	1	0
Fraud - Welfare	0	0	0	0
Fraud - Wire	0	0	0	0
Motor Vehicle Theft	2	2	2	0
Robbery	0	0	0	0
Stolen Property Offense	2	2	2	0
Theft - Pocket Picking	0	0	0	0
Theft - Purse Snatching	0	0	0	0
Theft - Shoplifting	0	0	0	0
Theft from Building	4	4	4	0
Theft from Coin Machine	0	0	0	0
Theft from Motor Vehicle	0	0	0	0
Theft of Motor Vehicle Parts	0	0	0	0
Theft - All Other Larceny	5	5	5	0
Crimes Against Society				
Drug/Narcotic Violations	5	5	5	0
Drug/Narcotic Equipment Violations	0	0	0	0
Gambling-Betting/Wagering	0	0	0	0
Gambling-Operating/Promoting	0	0	0	0
Gambling-Equipment Violation	0	0	0	0
Gambling-Sports Tampering	0	0	0	0
Pornography/Obscene Materials	0	0	0	0
Prostitution	0	0	0	0
Prostitution-Assisting/Promoting	0	0	0	0
Weapon Law Violations	0	0	0	0
Total Group A Offenses	71	71	71	0



Polk County Sheriff's Department

2002 Population Estimate 16,142
No. of Municipal Police Depts. 2

Offense Overview

Offense Total 412
 Number Cleared 168
 Percent Cleared 40.8%

Group A Crimes per 100,000 population 2,552.3

Arrest Overview

Total Arrests 500
 Adult Arrests 499
 Juvenile Arrests 1
 Unknown Age 0

Arrests per 100,000 population 3,097.5

Avg. number offenses/incident 1.05

Domestic Violence Victims

Offense	Total	Arrests
Murder	1	1
Aggravated Assault	3	3
Simple Assault	16	16
Intimidation	1	1
Stalking	0	0
Forcible Rape	0	0
Forcible Sodomy	0	0
Sexual Assault w/Object	0	0
Forcible Fondling	0	0
Incest	0	0
Statutory Rape	2	0
Kidnapping/Abduction	0	0
Total	23	21

TIBRS Group B Arrests

Offense	Adult	Juvenile
Bad Checks	3	0
Curfew/Vagrancy	0	0
Disorderly Conduct	23	0
DUI	33	0
Drunkenness	42	0
Family-Non Violent	1	0
Liquor Law Violation	0	0
Peeping Tom	0	0
Runaway	0	0
Trespass	2	0
All Other Offense	221	0
Total Group B	325	0

TIBRS Group A Offenses	Offenses		Arrests	
	Reported	Cleared	Adult	Juvenile
Crimes Against Persons				
Murder	1	1	1	0
Negligent Manslaughter	0	0	0	0
Kidnapping/Abduction	0	0	0	0
Forcible Rape	1	0	0	0
Forcible Sodomy	0	0	0	0
Sexual Assault w/Object	0	0	0	0
Forcible Fondling	1	0	0	0
Incest	0	0	0	0
Statutory Rape	3	3	0	0
Aggravated Assault	18	14	13	0
Simple Assault	56	32	30	1
Intimidation	10	3	2	0
Stalking	0	0	0	0
Crimes Against Property				
Arson	2	0	0	0
Bribery	0	0	0	0
Burglary	69	12	12	0
Counterfeiting/Forgery	1	0	0	0
Destruction/Damage/Vandalism	30	1	1	0
Embezzlement	0	0	0	0
Extortion/Blackmail	0	0	0	0
Fraud - False Pretenses	43	2	1	0
Fraud - Credit Card/ATM	0	0	0	0
Fraud - Impersonation	0	0	0	0
Fraud - Welfare	0	0	0	0
Fraud - Wire	0	0	0	0
Motor Vehicle Theft	14	3	3	0
Robbery	0	0	0	0
Stolen Property Offense	0	0	0	0
Theft - Pocket Picking	2	0	0	0
Theft - Purse Snatching	0	0	0	0
Theft - Shoplifting	4	2	2	0
Theft from Building	1	0	0	0
Theft from Coin Machine	0	0	0	0
Theft from Motor Vehicle	17	0	0	0
Theft of Motor Vehicle Parts	1	0	0	0
Theft - All Other Larceny	46	4	5	0
Crimes Against Society				
Drug/Narcotic Violations	75	75	90	0
Drug/Narcotic Equipment Violations	13	12	11	0
Gambling-Betting/Wagering	0	0	0	0
Gambling-Operating/Promoting	0	0	0	0
Gambling-Equipment Violation	0	0	0	0
Gambling-Sports Tampering	0	0	0	0
Pornography/Obscene Materials	0	0	0	0
Prostitution	0	0	0	0
Prostitution-Assisting/Promoting	0	0	0	0
Weapon Law Violations	4	4	3	0
Total Group A Offenses	412	168	174	1



Putnam County Sheriff's Department

2002 Population Estimate 64,300
No. of Municipal Police Depts. 4

Offense Overview

Offense Total 1,662
 Number Cleared 439
 Percent Cleared 26.4%

Group A Crimes per 100,000 population 2,584.8

Arrest Overview

Total Arrests 2,558
 Adult Arrests 2,549
 Juvenile Arrests 7
 Unknown Age 2

Arrests per 100,000 population 3,978.2

Avg. number offenses/incident 1.06

Domestic Violence Victims

Offense	Total	Arrests
Murder	0	0
Aggravated Assault	11	7
Simple Assault	87	36
Intimidation	23	2
Stalking	2	0
Forcible Rape	1	1
Forcible Sodomy	0	0
Sexual Assault w/Object	1	0
Forcible Fondling	1	0
Incest	0	0
Statutory Rape	0	0
Kidnapping/Abduction	1	0
Total	127	46

TIBRS Group B Arrests

Offense	Adult	Juvenile
Bad Checks	40	0
Curfew/Vagrancy	0	0
Disorderly Conduct	17	1
DUI	124	0
Drunkenness	115	0
Family-Non Violent	2	0
Liquor Law Violation	1	0
Peeping Tom	0	0
Runaway	0	0
Trespass	15	0
All Other Offense	1,802	2
Total Group B	2,116	3

TIBRS Group A Offenses	Offenses		Arrests	
	Reported	Cleared	Adult	Juvenile
Crimes Against Persons				
Murder	1	1	1	0
Negligent Manslaughter	0	0	0	0
Kidnapping/Abduction	3	1	1	0
Forcible Rape	6	3	3	0
Forcible Sodomy	1	0	0	0
Sexual Assault w/Object	3	0	0	0
Forcible Fondling	6	1	1	0
Incest	0	0	0	0
Statutory Rape	6	2	2	0
Aggravated Assault	57	41	42	0
Simple Assault	241	128	121	1
Intimidation	87	7	7	0
Stalking	11	1	1	0
Crimes Against Property				
Arson	1	1	1	0
Bribery	0	0	0	0
Burglary	135	11	11	0
Counterfeiting/Forgery	34	21	21	0
Destruction/Damage/Vandalism	298	20	21	0
Embezzlement	0	0	0	0
Extortion/Blackmail	0	0	0	0
Fraud - False Pretenses	10	3	2	0
Fraud - Credit Card/ATM	7	0	0	0
Fraud - Impersonation	27	9	9	0
Fraud - Welfare	0	0	0	0
Fraud - Wire	4	0	0	0
Motor Vehicle Theft	56	15	9	1
Robbery	7	4	4	0
Stolen Property Offense	0	0	0	0
Theft - Pocket Picking	0	0	0	0
Theft - Purse Snatching	1	0	0	0
Theft - Shoplifting	1	1	1	0
Theft from Building	46	3	4	0
Theft from Coin Machine	1	0	0	0
Theft from Motor Vehicle	82	4	4	0
Theft of Motor Vehicle Parts	26	0	0	0
Theft - All Other Larceny	347	55	63	0
Crimes Against Society				
Drug/Narcotic Violations	123	81	81	2
Drug/Narcotic Equipment Violations	21	13	9	0
Gambling-Betting/Wagering	2	2	3	0
Gambling-Operating/Promoting	1	1	1	0
Gambling-Equipment Violation	0	0	0	0
Gambling-Sports Tampering	0	0	0	0
Pornography/Obscene Materials	0	0	0	0
Prostitution	0	0	0	0
Prostitution-Assisting/Promoting	0	0	0	0
Weapon Law Violations	10	10	10	0
Total Group A Offenses	1,662	439	433	4



Rhea County Sheriff's Department

2002 Population Estimate 28,939
 No. of Municipal Police Depts. 3

Offense Overview

Offense Total 960
 Number Cleared 305
 Percent Cleared 31.8%

Group A Crimes per 100,000 population 3,317.3

Arrest Overview

Total Arrests 1,047
 Adult Arrests 1,011
 Juvenile Arrests 36
 Unknown Age 0

Arrests per 100,000 population 3,618.0

Avg. number offenses/incident 1.03

Domestic Violence Victims

Offense	Total	Arrests
Murder	0	0
Aggravated Assault	18	11
Simple Assault	49	33
Intimidation	34	5
Stalking	4	0
Forcible Rape	0	0
Forcible Sodomy	0	0
Sexual Assault w/Object	0	0
Forcible Fondling	1	0
Incest	1	1
Statutory Rape	0	0
Kidnapping/Abduction	0	0
Total	107	50

TIBRS Group B Arrests

Offense	Adult	Juvenile
Bad Checks	70	0
Curfew/Vagrancy	0	1
Disorderly Conduct	10	6
DUI	61	1
Drunkenness	98	2
Family-Non Violent	10	0
Liquor Law Violation	9	3
Peeping Tom	0	0
Runaway	0	1
Trespass	1	1
All Other Offense	477	6
Total Group B	736	21

TIBRS Group A Offenses	Offenses		Arrests	
	Reported	Cleared	Adult	Juvenile
Crimes Against Persons				
Murder	0	0	0	0
Negligent Manslaughter	0	0	0	0
Kidnapping/Abduction	0	0	0	0
Forcible Rape	11	5	5	1
Forcible Sodomy	0	0	0	0
Sexual Assault w/Object	0	0	0	0
Forcible Fondling	1	0	0	0
Incest	1	1	1	0
Statutory Rape	1	1	1	0
Aggravated Assault	66	45	40	1
Simple Assault	140	72	60	2
Intimidation	154	18	11	0
Stalking	26	7	2	0
Crimes Against Property				
Arson	4	0	0	0
Bribery	0	0	0	0
Burglary	78	10	9	0
Counterfeiting/Forgery	2	1	0	1
Destruction/Damage/Vandalism	121	12	7	0
Embezzlement	0	0	0	0
Extortion/Blackmail	0	0	0	0
Fraud - False Pretenses	1	0	0	0
Fraud - Credit Card/ATM	8	1	0	0
Fraud - Impersonation	6	1	1	1
Fraud - Welfare	0	0	0	0
Fraud - Wire	0	0	0	0
Motor Vehicle Theft	28	5	3	0
Robbery	1	1	0	3
Stolen Property Offense	0	0	0	0
Theft - Pocket Picking	1	0	0	0
Theft - Purse Snatching	0	0	0	0
Theft - Shoplifting	1	0	0	0
Theft from Building	75	11	8	1
Theft from Coin Machine	0	0	0	0
Theft from Motor Vehicle	50	5	3	1
Theft of Motor Vehicle Parts	9	2	1	0
Theft - All Other Larceny	79	16	18	1
Crimes Against Society				
Drug/Narcotic Violations	87	85	94	3
Drug/Narcotic Equipment Violations	4	4	9	0
Gambling-Betting/Wagering	0	0	0	0
Gambling-Operating/Promoting	0	0	0	0
Gambling-Equipment Violation	3	0	0	0
Gambling-Sports Tampering	0	0	0	0
Pornography/Obscene Materials	0	0	0	0
Prostitution	0	0	0	0
Prostitution-Assisting/Promoting	0	0	0	0
Weapon Law Violations	2	2	2	0
Total Group A Offenses	960	305	275	15



Roane County Sheriff's Department

2002 Population Estimate 52,316
No. of Municipal Police Depts. 4

Offense Overview

Offense Total 2,176
 Number Cleared 493
 Percent Cleared 22.7%

Group A Crimes per 100,000 population 4,159.3

Arrest Overview

Total Arrests 1,000
 Adult Arrests 992
 Juvenile Arrests 8
 Unknown Age 0

Arrests per 100,000 population 1,911.5

Avg. number offenses/incident 1.13

Domestic Violence Victims

Offense	Total	Arrests
Murder	0	0
Aggravated Assault	26	9
Simple Assault	162	55
Intimidation	180	13
Stalking	0	0
Forcible Rape	0	0
Forcible Sodomy	0	0
Sexual Assault w/Object	0	0
Forcible Fondling	3	0
Incest	1	0
Statutory Rape	0	0
Kidnapping/Abduction	2	2
Total	374	79

TIBRS Group B Arrests

Offense	Adult	Juvenile
Bad Checks	4	0
Curfew/Vagrancy	0	0
Disorderly Conduct	14	0
DUI	49	0
Drunkenness	68	1
Family-Non Violent	41	0
Liquor Law Violation	7	2
Peeping Tom	0	0
Runaway	0	4
Trespass	6	0
All Other Offense	467	1
Total Group B	656	8

TIBRS Group A Offenses	Offenses		Arrests	
	Reported	Cleared	Adult	Juvenile
Crimes Against Persons				
Murder	0	0	0	0
Negligent Manslaughter	0	0	0	0
Kidnapping/Abduction	6	5	2	0
Forcible Rape	1	0	0	0
Forcible Sodomy	0	0	0	0
Sexual Assault w/Object	0	0	0	0
Forcible Fondling	5	1	1	0
Incest	1	0	0	0
Statutory Rape	0	0	0	0
Aggravated Assault	85	49	32	0
Simple Assault	315	130	101	0
Intimidation	361	43	24	0
Stalking	4	2	2	0
Crimes Against Property				
Arson	10	2	2	0
Bribery	0	0	0	0
Burglary	325	17	14	0
Counterfeiting/Forgery	1	0	0	0
Destruction/Damage/Vandalism	249	11	4	0
Embezzlement	0	0	0	0
Extortion/Blackmail	1	0	0	0
Fraud - False Pretenses	42	10	11	0
Fraud - Credit Card/ATM	7	1	0	0
Fraud - Impersonation	11	7	7	0
Fraud - Welfare	0	0	0	0
Fraud - Wire	0	0	0	0
Motor Vehicle Theft	91	12	6	0
Robbery	7	0	0	0
Stolen Property Offense	0	0	0	0
Theft - Pocket Picking	1	0	0	0
Theft - Purse Snatching	3	0	0	0
Theft - Shoplifting	16	3	2	0
Theft from Building	118	13	9	0
Theft from Coin Machine	4	0	0	0
Theft from Motor Vehicle	76	4	4	0
Theft of Motor Vehicle Parts	58	2	2	0
Theft - All Other Larceny	211	14	11	0
Crimes Against Society				
Drug/Narcotic Violations	94	94	61	0
Drug/Narcotic Equipment Violations	64	64	36	0
Gambling-Betting/Wagering	0	0	0	0
Gambling-Operating/Promoting	0	0	0	0
Gambling-Equipment Violation	0	0	0	0
Gambling-Sports Tampering	0	0	0	0
Pornography/Obscene Materials	0	0	0	0
Prostitution	0	0	0	0
Prostitution-Assisting/Promoting	0	0	0	0
Weapon Law Violations	9	9	5	0
Total Group A Offenses	2,176	493	336	0



Robertson County Sheriff's Department

2002 Population Estimate 57,446

No. of Municipal Police Depts. 5

Offense Overview

Offense Total 1,294
Number Cleared 434
Percent Cleared 33.5%

Group A Crimes per 100,000 population 2,252.6

Arrest Overview

Total Arrests 1,924
Adult Arrests 1,789
Juvenile Arrests 125
Unknown Age 10

Arrests per 100,000 population 3,349.2

Avg. number offenses/incident 1.16

Domestic Violence Victims

Offense	Total	Arrests
Murder	0	0
Aggravated Assault	28	13
Simple Assault	143	84
Intimidation	1	0
Stalking	0	0
Forcible Rape	6	2
Forcible Sodomy	0	0
Sexual Assault w/Object	0	0
Forcible Fondling	5	1
Incest	1	0
Statutory Rape	1	0
Kidnapping/Abduction	0	0
Total	185	100

TIBRS Group B Arrests

Offense	Adult	Juvenile
Bad Checks	24	0
Curfew/Vagrancy	0	0
Disorderly Conduct	65	26
DUI	336	1
Drunkenness	270	0
Family-Non Violent	0	0
Liquor Law Violation	2	1
Peeping Tom	0	0
Runaway	0	0
Trespass	28	4
All Other Offense	772	5
Total Group B	1,497	37

TIBRS Group A Offenses	Offenses		Arrests	
	Reported	Cleared	Adult	Juvenile
Crimes Against Persons				
Murder	2	1	1	0
Negligent Manslaughter	0	0	0	0
Kidnapping/Abduction	0	0	0	0
Forcible Rape	13	7	2	1
Forcible Sodomy	0	0	0	0
Sexual Assault w/Object	0	0	0	0
Forcible Fondling	9	4	2	1
Incest	1	0	0	0
Statutory Rape	3	3	2	0
Aggravated Assault	71	51	35	1
Simple Assault	303	163	117	28
Intimidation	22	0	0	0
Stalking	0	0	0	0
Crimes Against Property				
Arson	3	1	0	0
Bribery	0	0	0	0
Burglary	131	29	23	5
Counterfeiting/Forgery	13	8	5	0
Destruction/Damage/Vandalism	261	27	9	31
Embezzlement	0	0	0	0
Extortion/Blackmail	0	0	0	0
Fraud - False Pretenses	6	0	0	0
Fraud - Credit Card/ATM	1	0	1	0
Fraud - Impersonation	0	0	0	0
Fraud - Welfare	0	0	0	0
Fraud - Wire	0	0	0	0
Motor Vehicle Theft	62	19	6	6
Robbery	2	0	0	0
Stolen Property Offense	0	0	0	0
Theft - Pocket Picking	0	0	0	0
Theft - Purse Snatching	0	0	0	0
Theft - Shoplifting	2	0	0	0
Theft from Building	2	1	0	1
Theft from Coin Machine	0	0	0	0
Theft from Motor Vehicle	52	5	7	0
Theft of Motor Vehicle Parts	41	8	0	3
Theft - All Other Larceny	188	30	37	2
Crimes Against Society				
Drug/Narcotic Violations	69	48	41	7
Drug/Narcotic Equipment Violations	31	24	2	1
Gambling-Betting/Wagering	0	0	0	0
Gambling-Operating/Promoting	0	0	0	0
Gambling-Equipment Violation	0	0	0	0
Gambling-Sports Tampering	0	0	0	0
Pornography/Obscene Materials	0	0	0	0
Prostitution	0	0	0	0
Prostitution-Assisting/Promoting	0	0	0	0
Weapon Law Violations	6	5	2	1
Total Group A Offenses	1,294	434	292	88



Rutherford County Sheriff's Department

2002 Population Estimate **194,934**
 No. of Municipal Police Depts. 4

Offense Overview

Offense Total 3,956
 Number Cleared 1,500
 Percent Cleared 37.9%

Group A Crimes per 100,000
 population 2,029.4

Arrest Overview

Total Arrests 3,818
 Adult Arrests 3,304
 Juvenile Arrests 514
 Unknown Age 0

Arrests per 100,000 population 1,958.6

Avg. number offenses/incident 1.10

Domestic Violence Victims

Offense	Total	Arrests
Murder	0	0
Aggravated Assault	54	28
Simple Assault	280	129
Intimidation	60	4
Stalking	2	1
Forcible Rape	3	2
Forcible Sodomy	0	0
Sexual Assault w/Object	0	0
Forcible Fondling	4	0
Incest	0	0
Statutory Rape	1	0
Kidnapping/Abduction	4	0
Total	408	164

TIBRS Group B Arrests

Offense	Adult	Juvenile
Bad Checks	353	0
Curfew/Vagrancy	0	0
Disorderly Conduct	12	54
DUI	326	3
Drunkenness	122	6
Family-Non Violent	3	0
Liquor Law Violation	87	14
Peeping Tom	0	0
Runaway	0	1
Trespass	11	5
All Other Offense	1,308	198
Total Group B	2,222	281

TIBRS Group A Offenses	Offenses		Arrests	
	Reported	Cleared	Adult	Juvenile
Crimes Against Persons				
Murder	0	0	0	0
Negligent Manslaughter	0	0	0	0
Kidnapping/Abduction	6	0	0	0
Forcible Rape	20	2	1	1
Forcible Sodomy	3	0	0	0
Sexual Assault w/Object	0	0	0	0
Forcible Fondling	20	2	1	1
Incest	0	0	0	0
Statutory Rape	7	1	1	0
Aggravated Assault	172	70	51	10
Simple Assault	571	225	177	43
Intimidation	331	10	6	0
Stalking	18	2	2	0
Crimes Against Property				
Arson	12	1	0	4
Bribery	0	0	0	0
Burglary	346	20	14	20
Counterfeiting/Forgery	46	2	2	0
Destruction/Damage/Vandalism	353	17	13	15
Embezzlement	2	0	0	0
Extortion/Blackmail	0	0	0	0
Fraud - False Pretenses	24	0	0	0
Fraud - Credit Card/ATM	74	1	1	0
Fraud - Impersonation	63	19	16	3
Fraud - Welfare	0	0	0	0
Fraud - Wire	5	0	0	0
Motor Vehicle Theft	113	13	9	4
Robbery	5	1	1	0
Stolen Property Offense	3	0	0	0
Theft - Pocket Picking	1	0	0	0
Theft - Purse Snatching	0	0	0	0
Theft - Shoplifting	10	10	7	6
Theft from Building	109	7	5	3
Theft from Coin Machine	0	0	0	0
Theft from Motor Vehicle	152	7	6	2
Theft of Motor Vehicle Parts	104	8	5	8
Theft - All Other Larceny	283	14	13	5
Crimes Against Society				
Drug/Narcotic Violations	690	670	671	95
Drug/Narcotic Equipment Violations	384	373	64	4
Gambling-Betting/Wagering	0	0	0	0
Gambling-Operating/Promoting	0	0	0	0
Gambling-Equipment Violation	1	0	0	0
Gambling-Sports Tampering	0	0	0	0
Pornography/Obscene Materials	0	0	0	0
Prostitution	0	0	0	0
Prostitution-Assisting/Promoting	1	0	0	0
Weapon Law Violations	27	25	16	9
Total Group A Offenses	3,956	1,500	1,082	233



Scott County Sheriff's Department

2002 Population Estimate 21,558
No. of Municipal Police Depts. 2

Offense Overview

Offense Total 1,288
 Number Cleared 656
 Percent Cleared 50.9%

Group A Crimes per 100,000
 population 5,974.6

Arrest Overview

Total Arrests 1,323
 Adult Arrests 1,171
 Juvenile Arrests 62
 Unknown Age 90

Arrests per 100,000 population 6,136.9

Avg. number offenses/incident 1.26

Domestic Violence Victims

Offense	Total	Arrests
Murder	2	2
Aggravated Assault	39	28
Simple Assault	41	26
Intimidation	7	3
Stalking	0	0
Forcible Rape	1	1
Forcible Sodomy	0	0
Sexual Assault w/Object	0	0
Forcible Fondling	1	1
Incest	0	0
Statutory Rape	0	0
Kidnapping/Abduction	6	1
Total	97	62

TIBRS Group B Arrests

Offense	Adult	Juvenile
Bad Checks	81	1
Curfew/Vagrancy	0	1
Disorderly Conduct	13	5
DUI	61	1
Drunkenness	75	4
Family-Non Violent	26	0
Liquor Law Violation	10	7
Peeping Tom	0	0
Runaway	0	4
Trespass	11	2
All Other Offense	427	8
Total Group B	704	33

TIBRS Group A Offenses	Offenses		Arrests	
	Reported	Cleared	Adult	Juvenile
Crimes Against Persons				
Murder	2	2	2	0
Negligent Manslaughter	0	0	0	0
Kidnapping/Abduction	13	12	4	0
Forcible Rape	2	2	2	0
Forcible Sodomy	3	3	1	2
Sexual Assault w/Object	0	0	0	0
Forcible Fondling	3	3	1	0
Incest	0	0	0	0
Statutory Rape	5	3	2	0
Aggravated Assault	107	67	54	1
Simple Assault	145	98	86	2
Intimidation	73	36	25	5
Stalking	2	2	2	0
Crimes Against Property				
Arson	0	0	0	0
Bribery	0	0	0	0
Burglary	112	20	23	0
Counterfeiting/Forgery	16	15	12	0
Destruction/Damage/Vandalism	251	50	28	7
Embezzlement	0	0	0	0
Extortion/Blackmail	0	0	0	0
Fraud - False Pretenses	14	13	5	0
Fraud - Credit Card/ATM	3	2	1	0
Fraud - Impersonation	9	7	5	0
Fraud - Welfare	0	0	0	0
Fraud - Wire	0	0	0	0
Motor Vehicle Theft	33	7	6	1
Robbery	0	0	0	0
Stolen Property Offense	2	2	2	0
Theft - Pocket Picking	0	0	0	0
Theft - Purse Snatching	0	0	0	0
Theft - Shoplifting	5	5	5	0
Theft from Building	58	14	12	1
Theft from Coin Machine	5	1	2	0
Theft from Motor Vehicle	43	3	1	0
Theft of Motor Vehicle Parts	21	3	3	0
Theft - All Other Larceny	96	21	17	0
Crimes Against Society				
Drug/Narcotic Violations	158	158	143	9
Drug/Narcotic Equipment Violations	90	90	18	1
Gambling-Betting/Wagering	0	0	0	0
Gambling-Operating/Promoting	0	0	0	0
Gambling-Equipment Violation	0	0	0	0
Gambling-Sports Tampering	0	0	0	0
Pornography/Obscene Materials	0	0	0	0
Prostitution	0	0	0	0
Prostitution-Assisting/Promoting	0	0	0	0
Weapon Law Violations	17	17	5	0
Total Group A Offenses	1,288	656	467	29



Sequatchie County Sheriff's Department

2002 Population Estimate 11,787
 No. of Municipal Police Depts. 1

Offense Overview

Offense Total 462
 Number Cleared 226
 Percent Cleared 48.9%

Group A Crimes per 100,000 population 3,919.6

Arrest Overview

Total Arrests 479
 Adult Arrests 478
 Juvenile Arrests 0
 Unknown Age 1

Arrests per 100,000 population 4,063.8

Avg. number offenses/incident 1.19

Domestic Violence Victims

Offense	Total	Arrests
Murder	0	0
Aggravated Assault	5	4
Simple Assault	20	19
Intimidation	3	3
Stalking	0	0
Forcible Rape	1	1
Forcible Sodomy	0	0
Sexual Assault w/Object	0	0
Forcible Fondling	0	0
Incest	0	0
Statutory Rape	0	0
Kidnapping/Abduction	0	0
Total	29	27

TIBRS Group B Arrests

Offense	Adult	Juvenile
Bad Checks	20	0
Curfew/Vagrancy	0	0
Disorderly Conduct	6	0
DUI	38	0
Drunkenness	23	0
Family-Non Violent	16	0
Liquor Law Violation	0	0
Peeping Tom	0	0
Runaway	0	0
Trespass	4	0
All Other Offense	150	0
Total Group B	257	0

TIBRS Group A Offenses	Offenses		Arrests	
	Reported	Cleared	Adult	Juvenile
Crimes Against Persons				
Murder	0	0	0	0
Negligent Manslaughter	0	0	0	0
Kidnapping/Abduction	1	1	1	0
Forcible Rape	4	1	1	0
Forcible Sodomy	0	0	0	0
Sexual Assault w/Object	2	0	0	0
Forcible Fondling	0	0	0	0
Incest	0	0	0	0
Statutory Rape	0	0	0	0
Aggravated Assault	34	27	27	0
Simple Assault	65	53	53	0
Intimidation	21	11	10	0
Stalking	1	1	1	0
Crimes Against Property				
Arson	2	2	2	0
Bribery	0	0	0	0
Burglary	46	10	9	0
Counterfeiting/Forgery	1	1	1	0
Destruction/Damage/Vandalism	74	13	6	0
Embezzlement	0	0	0	0
Extortion/Blackmail	0	0	0	0
Fraud - False Pretenses	1	1	1	0
Fraud - Credit Card/ATM	0	0	0	0
Fraud - Impersonation	2	1	1	0
Fraud - Welfare	0	0	0	0
Fraud - Wire	0	0	0	0
Motor Vehicle Theft	30	7	6	0
Robbery	0	0	0	0
Stolen Property Offense	0	0	0	0
Theft - Pocket Picking	0	0	0	0
Theft - Purse Snatching	0	0	0	0
Theft - Shoplifting	3	2	2	0
Theft from Building	21	4	4	0
Theft from Coin Machine	4	0	0	0
Theft from Motor Vehicle	15	0	0	0
Theft of Motor Vehicle Parts	6	1	2	0
Theft - All Other Larceny	42	9	14	0
Crimes Against Society				
Drug/Narcotic Violations	44	42	50	0
Drug/Narcotic Equipment Violations	35	31	26	0
Gambling-Betting/Wagering	0	0	0	0
Gambling-Operating/Promoting	0	0	0	0
Gambling-Equipment Violation	0	0	0	0
Gambling-Sports Tampering	0	0	0	0
Pornography/Obscene Materials	0	0	0	0
Prostitution	0	0	0	0
Prostitution-Assisting/Promoting	0	0	0	0
Weapon Law Violations	8	8	4	0
Total Group A Offenses	462	226	221	0



Sevier County Sheriff's Department

2002 Population Estimate 74,456
 No. of Municipal Police Depts. 4

Offense Overview

Offense Total 2,766
 Number Cleared 1,326
 Percent Cleared 47.9%

Group A Crimes per 100,000 population 3,714.9

Arrest Overview

Total Arrests 583
 Adult Arrests 538
 Juvenile Arrests 45
 Unknown Age 0

Arrests per 100,000 population 783.0

Avg. number offenses/incident 1.02

Domestic Violence Victims

Offense	Total	Arrests
Murder	1	0
Aggravated Assault	14	8
Simple Assault	215	87
Intimidation	47	5
Stalking	1	0
Forcible Rape	1	0
Forcible Sodomy	1	0
Sexual Assault w/Object	0	0
Forcible Fondling	5	0
Incest	0	0
Statutory Rape	0	0
Kidnapping/Abduction	1	0
Total	286	100

TIBRS Group B Arrests

Offense	Adult	Juvenile
Bad Checks	1	0
Curfew/Vagrancy	0	2
Disorderly Conduct	15	6
DUI	60	1
Drunkenness	63	2
Family-Non Violent	0	0
Liquor Law Violation	2	0
Peeping Tom	0	0
Runaway	0	0
Trespass	3	3
All Other Offense	95	8
Total Group B	239	22

TIBRS Group A Offenses	Offenses		Arrests	
	Reported	Cleared	Adult	Juvenile
Crimes Against Persons				
Murder	1	1	0	0
Negligent Manslaughter	0	0	0	0
Kidnapping/Abduction	4	4	0	0
Forcible Rape	15	14	3	1
Forcible Sodomy	5	4	2	1
Sexual Assault w/Object	1	1	1	0
Forcible Fondling	14	13	0	0
Incest	0	0	0	0
Statutory Rape	4	4	3	0
Aggravated Assault	57	54	23	2
Simple Assault	453	426	126	9
Intimidation	194	183	18	0
Stalking	10	9	0	0
Crimes Against Property				
Arson	1	0	0	0
Bribery	0	0	0	0
Burglary	575	94	28	1
Counterfeiting/Forgery	13	7	1	0
Destruction/Damage/Vandalism	457	165	7	2
Embezzlement	0	0	0	0
Extortion/Blackmail	0	0	0	0
Fraud - False Pretenses	20	13	1	0
Fraud - Credit Card/ATM	3	0	0	0
Fraud - Impersonation	5	3	0	0
Fraud - Welfare	0	0	0	0
Fraud - Wire	0	0	0	0
Motor Vehicle Theft	105	15	8	1
Robbery	2	1	1	0
Stolen Property Offense	0	0	0	0
Theft - Pocket Picking	0	0	0	0
Theft - Purse Snatching	0	0	0	0
Theft - Shoplifting	15	4	1	0
Theft from Building	52	16	2	0
Theft from Coin Machine	15	0	0	0
Theft from Motor Vehicle	58	5	1	0
Theft of Motor Vehicle Parts	6	2	0	0
Theft - All Other Larceny	613	223	21	3
Crimes Against Society				
Drug/Narcotic Violations	60	57	46	0
Drug/Narcotic Equipment Violations	4	4	4	2
Gambling-Betting/Wagering	0	0	0	0
Gambling-Operating/Promoting	0	0	0	0
Gambling-Equipment Violation	0	0	0	0
Gambling-Sports Tampering	0	0	0	0
Pornography/Obscene Materials	0	0	0	0
Prostitution	0	0	0	0
Prostitution-Assisting/Promoting	0	0	0	0
Weapon Law Violations	4	4	2	1
Total Group A Offenses	2,766	1,326	299	23



Shelby County Sheriff's Department

2002 Population Estimate **905,678**
 No. of Municipal Police Depts. 5

Offense Overview

Offense Total 7,767
 Number Cleared 2,302
 Percent Cleared 29.6%

Group A Crimes per 100,000
 population 857.6

Arrest Overview

Total Arrests 3,365
 Adult Arrests 2,435
 Juvenile Arrests 930
 Unknown Age 0

Arrests per 100,000 population 371.5

Avg. number offenses/incident 1.14

Domestic Violence Victims

Offense	Total	Arrests
Murder	1	0
Aggravated Assault	64	30
Simple Assault	442	117
Intimidation	111	0
Stalking	4	0
Forcible Rape	11	0
Forcible Sodomy	7	0
Sexual Assault w/Object	0	0
Forcible Fondling	11	1
Incest	1	0
Statutory Rape	1	1
Kidnapping/Abduction	4	1
Total	657	150

TIBRS Group B Arrests

Offense	Adult	Juvenile
Bad Checks	1	0
Curfew/Vagrancy	0	287
Disorderly Conduct	39	85
DUI	557	8
Drunkenness	16	9
Family-Non Violent	1	0
Liquor Law Violation	57	15
Peeping Tom	0	0
Runaway	0	54
Trespass	18	11
All Other Offense	209	51
Total Group B	898	520

TIBRS Group A Offenses	Offenses		Arrests	
	Reported	Cleared	Adult	Juvenile
Crimes Against Persons				
Murder	5	3	2	0
Negligent Manslaughter	0	0	0	0
Kidnapping/Abduction	16	4	6	0
Forcible Rape	33	8	0	0
Forcible Sodomy	13	6	0	0
Sexual Assault w/Object	1	0	1	2
Forcible Fondling	31	11	3	1
Incest	1	0	0	0
Statutory Rape	9	4	3	0
Aggravated Assault	243	112	71	24
Simple Assault	1,650	788	581	142
Intimidation	507	38	0	2
Stalking	21	0	0	0
Crimes Against Property				
Arson	17	1	2	1
Bribery	0	0	0	0
Burglary	1,149	78	43	27
Counterfeiting/Forgery	43	14	29	1
Destruction/Damage/Vandalism	719	47	19	11
Embezzlement	25	3	3	0
Extortion/Blackmail	3	1	1	1
Fraud - False Pretenses	103	4	1	0
Fraud - Credit Card/ATM	0	0	0	0
Fraud - Impersonation	10	6	5	0
Fraud - Welfare	0	0	0	0
Fraud - Wire	10	1	0	0
Motor Vehicle Theft	296	41	37	12
Robbery	61	11	6	3
Stolen Property Offense	63	58	19	8
Theft - Pocket Picking	2	0	0	0
Theft - Purse Snatching	1	0	0	0
Theft - Shoplifting	92	40	38	9
Theft from Building	269	19	12	6
Theft from Coin Machine	4	1	1	0
Theft from Motor Vehicle	463	16	7	5
Theft of Motor Vehicle Parts	279	4	7	0
Theft - All Other Larceny	641	20	19	15
Crimes Against Society				
Drug/Narcotic Violations	612	600	532	111
Drug/Narcotic Equipment Violations	237	231	24	9
Gambling-Betting/Wagering	1	1	1	0
Gambling-Operating/Promoting	0	0	0	0
Gambling-Equipment Violation	0	0	0	0
Gambling-Sports Tampering	0	0	0	0
Pornography/Obscene Materials	0	0	0	0
Prostitution	1	1	2	0
Prostitution-Assisting/Promoting	2	1	0	0
Weapon Law Violations	134	129	62	20
Total Group A Offenses	7,767	2,302	1,537	410



Smith County Sheriff's Department

2002 Population Estimate 18,177
 No. of Municipal Police Depts. 3

Offense Overview

Offense Total 294
 Number Cleared 184
 Percent Cleared 62.6%

Group A Crimes per 100,000 population 1,617.4

Arrest Overview

Total Arrests 517
 Adult Arrests 509
 Juvenile Arrests 8
 Unknown Age 0

Arrests per 100,000 population 2,844.3

Avg. number offenses/incident 1.15

Domestic Violence Victims

Offense	Total	Arrests
Murder	0	0
Aggravated Assault	11	11
Simple Assault	16	14
Intimidation	4	2
Stalking	1	1
Forcible Rape	0	0
Forcible Sodomy	0	0
Sexual Assault w/Object	0	0
Forcible Fondling	0	0
Incest	0	0
Statutory Rape	0	0
Kidnapping/Abduction	0	0
Total	32	28

TIBRS Group B Arrests

Offense	Adult	Juvenile
Bad Checks	184	0
Curfew/Vagrancy	0	0
Disorderly Conduct	1	0
DUI	17	0
Drunkenness	18	0
Family-Non Violent	18	0
Liquor Law Violation	8	0
Peeping Tom	1	0
Runaway	0	0
Trespass	6	0
All Other Offense	96	0
Total Group B	349	0

TIBRS Group A Offenses	Offenses		Arrests	
	Reported	Cleared	Adult	Juvenile
Crimes Against Persons				
Murder	2	1	0	1
Negligent Manslaughter	0	0	0	0
Kidnapping/Abduction	2	1	0	0
Forcible Rape	1	1	0	0
Forcible Sodomy	0	0	0	0
Sexual Assault w/Object	0	0	0	0
Forcible Fondling	2	0	0	0
Incest	0	0	0	0
Statutory Rape	0	0	0	0
Aggravated Assault	43	41	34	1
Simple Assault	35	33	30	0
Intimidation	14	14	14	0
Stalking	4	3	3	0
Crimes Against Property				
Arson	4	2	2	0
Bribery	0	0	0	0
Burglary	34	9	11	0
Counterfeiting/Forgery	13	10	11	0
Destruction/Damage/Vandalism	35	12	7	4
Embezzlement	0	0	0	0
Extortion/Blackmail	0	0	0	0
Fraud - False Pretenses	12	9	2	0
Fraud - Credit Card/ATM	0	0	0	0
Fraud - Impersonation	1	0	0	0
Fraud - Welfare	0	0	0	0
Fraud - Wire	0	0	0	0
Motor Vehicle Theft	19	9	8	0
Robbery	0	0	0	0
Stolen Property Offense	1	1	1	0
Theft - Pocket Picking	1	0	0	0
Theft - Purse Snatching	0	0	0	0
Theft - Shoplifting	1	0	0	0
Theft from Building	7	4	3	0
Theft from Coin Machine	3	0	0	0
Theft from Motor Vehicle	8	2	4	0
Theft of Motor Vehicle Parts	4	1	3	0
Theft - All Other Larceny	28	12	12	0
Crimes Against Society				
Drug/Narcotic Violations	10	10	12	1
Drug/Narcotic Equipment Violations	7	6	1	0
Gambling-Betting/Wagering	0	0	0	0
Gambling-Operating/Promoting	0	0	0	0
Gambling-Equipment Violation	0	0	0	0
Gambling-Sports Tampering	0	0	0	0
Pornography/Obscene Materials	0	0	0	0
Prostitution	0	0	0	0
Prostitution-Assisting/Promoting	0	0	0	0
Weapon Law Violations	3	3	2	1
Total Group A Offenses	294	184	160	8



Stewart County Sheriff's Department

2002 Population Estimate 12,704
 No. of Municipal Police Depts. 2

Offense Overview

Offense Total 174
 Number Cleared 92
 Percent Cleared 52.9%

Group A Crimes per 100,000 population 1,369.6

Arrest Overview

Total Arrests 280
 Adult Arrests 273
 Juvenile Arrests 7
 Unknown Age 0

Arrests per 100,000 population 2,204.0

Avg. number offenses/incident 1.09

Domestic Violence Victims

Offense	Total	Arrests
Murder	0	0
Aggravated Assault	3	3
Simple Assault	11	10
Intimidation	6	2
Stalking	0	0
Forcible Rape	0	0
Forcible Sodomy	0	0
Sexual Assault w/Object	0	0
Forcible Fondling	1	1
Incest	0	0
Statutory Rape	0	0
Kidnapping/Abduction	1	1
Total	22	17

TIBRS Group B Arrests

Offense	Adult	Juvenile
Bad Checks	56	0
Curfew/Vagrancy	0	0
Disorderly Conduct	2	0
DUI	15	0
Drunkenness	5	0
Family-Non Violent	2	0
Liquor Law Violation	0	0
Peeping Tom	0	0
Runaway	0	0
Trespass	3	0
All Other Offense	104	0
Total Group B	187	0

TIBRS Group A Offenses	Offenses		Arrests	
	Reported	Cleared	Adult	Juvenile
Crimes Against Persons				
Murder	0	0	0	0
Negligent Manslaughter	0	0	0	0
Kidnapping/Abduction	2	2	2	0
Forcible Rape	2	2	1	1
Forcible Sodomy	0	0	0	0
Sexual Assault w/Object	0	0	0	0
Forcible Fondling	1	1	0	1
Incest	0	0	0	0
Statutory Rape	2	2	2	0
Aggravated Assault	9	9	8	0
Simple Assault	33	32	31	0
Intimidation	12	6	5	0
Stalking	0	0	0	0
Crimes Against Property				
Arson	1	0	0	0
Bribery	0	0	0	0
Burglary	44	5	5	0
Counterfeiting/Forgery	4	1	2	0
Destruction/Damage/Vandalism	23	8	10	5
Embezzlement	0	0	0	0
Extortion/Blackmail	0	0	0	0
Fraud - False Pretenses	1	1	1	0
Fraud - Credit Card/ATM	0	0	0	0
Fraud - Impersonation	1	0	0	0
Fraud - Welfare	0	0	0	0
Fraud - Wire	0	0	0	0
Motor Vehicle Theft	8	3	2	0
Robbery	0	0	0	0
Stolen Property Offense	0	0	0	0
Theft - Pocket Picking	0	0	0	0
Theft - Purse Snatching	0	0	0	0
Theft - Shoplifting	2	2	2	0
Theft from Building	5	2	3	0
Theft from Coin Machine	1	0	0	0
Theft from Motor Vehicle	1	0	0	0
Theft of Motor Vehicle Parts	0	0	0	0
Theft - All Other Larceny	12	6	6	0
Crimes Against Society				
Drug/Narcotic Violations	5	5	4	0
Drug/Narcotic Equipment Violations	4	4	1	0
Gambling-Betting/Wagering	0	0	0	0
Gambling-Operating/Promoting	0	0	0	0
Gambling-Equipment Violation	0	0	0	0
Gambling-Sports Tampering	0	0	0	0
Pornography/Obscene Materials	0	0	0	0
Prostitution	0	0	0	0
Prostitution-Assisting/Promoting	0	0	0	0
Weapon Law Violations	1	1	1	0
Total Group A Offenses	174	92	86	7

Note: Data submissions appear low for all months except May, July - September.



Sullivan County Sheriff's Department

2002 Population Estimate **153,051**
 No. of Municipal Police Depts. 4

Offense Overview

Offense Total 4,842
 Number Cleared 1,279
 Percent Cleared 26.4%

Group A Crimes per 100,000
 population 3,163.7

Arrest Overview

Total Arrests 2,655
 Adult Arrests 2,424
 Juvenile Arrests 231
 Unknown Age 0

Arrests per 100,000 population 1,734.7

Avg. number offenses/incident 1.16

Domestic Violence Victims

Offense	Total	Arrests
Murder	0	0
Aggravated Assault	111	55
Simple Assault	382	138
Intimidation	88	15
Stalking	1	0
Forcible Rape	7	1
Forcible Sodomy	1	0
Sexual Assault w/Object	4	2
Forcible Fondling	16	1
Incest	0	0
Statutory Rape	0	0
Kidnapping/Abduction	15	0
Total	625	212

TIBRS Group B Arrests

Offense	Adult	Juvenile
Bad Checks	4	0
Curfew/Vagrancy	0	0
Disorderly Conduct	8	4
DUI	287	2
Drunkenness	76	3
Family-Non Violent	4	0
Liquor Law Violation	12	10
Peeping Tom	0	0
Runaway	0	95
Trespass	2	0
All Other Offense	1,473	7
Total Group B	1,866	121

TIBRS Group A Offenses	Offenses		Arrests	
	Reported	Cleared	Adult	Juvenile
Crimes Against Persons				
Murder	3	3	3	0
Negligent Manslaughter	0	0	0	0
Kidnapping/Abduction	24	13	1	0
Forcible Rape	34	10	3	0
Forcible Sodomy	7	6	0	0
Sexual Assault w/Object	6	2	0	2
Forcible Fondling	60	22	1	6
Incest	0	0	0	0
Statutory Rape	12	0	0	0
Aggravated Assault	293	177	102	10
Simple Assault	770	380	211	31
Intimidation	432	80	28	5
Stalking	8	2	2	0
Crimes Against Property				
Arson	32	2	1	0
Bribery	0	0	0	0
Burglary	586	69	41	7
Counterfeiting/Forgery	78	20	6	0
Destruction/Damage/Vandalism	807	113	18	4
Embezzlement	19	6	4	0
Extortion/Blackmail	1	1	0	1
Fraud - False Pretenses	84	16	4	0
Fraud - Credit Card/ATM	29	5	3	1
Fraud - Impersonation	16	3	3	0
Fraud - Welfare	0	0	0	0
Fraud - Wire	11	0	0	0
Motor Vehicle Theft	148	16	6	2
Robbery	18	4	4	0
Stolen Property Offense	14	7	6	1
Theft - Pocket Picking	4	2	1	0
Theft - Purse Snatching	0	0	0	0
Theft - Shoplifting	27	5	3	0
Theft from Building	264	54	19	0
Theft from Coin Machine	20	3	1	1
Theft from Motor Vehicle	240	65	5	0
Theft of Motor Vehicle Parts	111	16	5	3
Theft - All Other Larceny	496	18	6	0
Crimes Against Society				
Drug/Narcotic Violations	112	100	56	29
Drug/Narcotic Equipment Violations	51	43	12	2
Gambling-Betting/Wagering	0	0	0	0
Gambling-Operating/Promoting	1	0	0	0
Gambling-Equipment Violation	0	0	0	0
Gambling-Sports Tampering	0	0	0	0
Pornography/Obscene Materials	3	0	0	0
Prostitution	0	0	0	0
Prostitution-Assisting/Promoting	0	0	0	0
Weapon Law Violations	21	16	3	5
Total Group A Offenses	4,842	1,279	558	110



Sumner County Sheriff's Department

2002 Population Estimate 136,170
No. of Municipal Police Depts. 6

Offense Overview

Offense Total 2,147
 Number Cleared 638
 Percent Cleared 29.7%

Group A Crimes per 100,000 population 1,576.7

Arrest Overview

Total Arrests 2,325
 Adult Arrests 2,164
 Juvenile Arrests 161
 Unknown Age 0

Arrests per 100,000 population 1,707.4

Avg. number offenses/incident 1.10

Domestic Violence Victims

Offense	Total	Arrests
Murder	0	0
Aggravated Assault	45	27
Simple Assault	237	142
Intimidation	54	6
Stalking	1	0
Forcible Rape	3	1
Forcible Sodomy	0	0
Sexual Assault w/Object	0	0
Forcible Fondling	13	0
Incest	1	0
Statutory Rape	2	0
Kidnapping/Abduction	3	0
Total	359	176

TIBRS Group B Arrests

Offense	Adult	Juvenile
Bad Checks	415	1
Curfew/Vagrancy	0	0
Disorderly Conduct	7	2
DUI	51	0
Drunkenness	43	1
Family-Non Violent	2	0
Liquor Law Violation	5	4
Peeping Tom	0	0
Runaway	0	18
Trespass	10	3
All Other Offense	1,163	35
Total Group B	1,696	64

TIBRS Group A Offenses	Offenses		Arrests	
	Reported	Cleared	Adult	Juvenile
Crimes Against Persons				
Murder	1	1	1	0
Negligent Manslaughter	0	0	0	0
Kidnapping/Abduction	7	3	2	0
Forcible Rape	13	1	2	0
Forcible Sodomy	3	0	0	0
Sexual Assault w/Object	0	0	0	0
Forcible Fondling	40	1	0	0
Incest	2	0	0	0
Statutory Rape	15	7	5	0
Aggravated Assault	112	60	57	5
Simple Assault	469	275	215	16
Intimidation	216	10	7	1
Stalking	8	2	3	0
Crimes Against Property				
Arson	8	2	0	0
Bribery	0	0	0	0
Burglary	203	15	23	11
Counterfeiting/Forgery	29	10	2	0
Destruction/Damage/Vandalism	288	23	11	8
Embezzlement	0	0	0	0
Extortion/Blackmail	0	0	0	0
Fraud - False Pretenses	54	35	36	1
Fraud - Credit Card/ATM	20	1	1	0
Fraud - Impersonation	4	2	0	0
Fraud - Welfare	0	0	0	0
Fraud - Wire	2	1	0	0
Motor Vehicle Theft	61	28	16	6
Robbery	7	2	2	0
Stolen Property Offense	22	4	0	0
Theft - Pocket Picking	3	0	0	0
Theft - Purse Snatching	0	0	0	0
Theft - Shoplifting	2	1	1	1
Theft from Building	94	14	13	7
Theft from Coin Machine	1	0	1	0
Theft from Motor Vehicle	64	7	2	0
Theft of Motor Vehicle Parts	40	2	1	0
Theft - All Other Larceny	218	19	11	2
Crimes Against Society				
Drug/Narcotic Violations	95	76	51	34
Drug/Narcotic Equipment Violations	35	30	4	3
Gambling-Betting/Wagering	0	0	0	0
Gambling-Operating/Promoting	0	0	0	0
Gambling-Equipment Violation	1	0	0	0
Gambling-Sports Tampering	0	0	0	0
Pornography/Obscene Materials	2	0	0	0
Prostitution	0	0	0	0
Prostitution-Assisting/Promoting	0	0	0	0
Weapon Law Violations	8	6	1	2
Total Group A Offenses	2,147	638	468	97



Tipton County Sheriff's Department

2002 Population Estimate **53,436**
 No. of Municipal Police Depts. 5

Offense Overview

Offense Total 2,251
 Number Cleared 690
 Percent Cleared 30.7%

Group A Crimes per 100,000
 population 4,212.5

Arrest Overview

Total Arrests 1,883
 Adult Arrests 1,772
 Juvenile Arrests 107
 Unknown Age 4

Arrests per 100,000 population 3,523.8

Avg. number offenses/incident 1.03

Domestic Violence Victims

Offense	Total	Arrests
Murder	1	1
Aggravated Assault	56	41
Simple Assault	229	159
Intimidation	75	20
Stalking	1	0
Forcible Rape	4	1
Forcible Sodomy	2	1
Sexual Assault w/Object	2	2
Forcible Fondling	1	0
Incest	2	1
Statutory Rape	0	0
Kidnapping/Abduction	0	0
Total	373	226

TIBRS Group B Arrests

Offense	Adult	Juvenile
Bad Checks	199	1
Curfew/Vagrancy	2	0
Disorderly Conduct	7	2
DUI	76	1
Drunkenness	61	1
Family-Non Violent	1	1
Liquor Law Violation	12	9
Peeping Tom	0	0
Runaway	0	6
Trespass	11	1
All Other Offense	769	8
Total Group B	1,138	30

TIBRS Group A Offenses	Offenses		Arrests	
	Reported	Cleared	Adult	Juvenile
Crimes Against Persons				
Murder	3	2	2	0
Negligent Manslaughter	0	0	0	0
Kidnapping/Abduction	1	1	0	1
Forcible Rape	10	4	2	0
Forcible Sodomy	4	1	1	0
Sexual Assault w/Object	3	1	2	0
Forcible Fondling	6	0	0	0
Incest	2	1	2	0
Statutory Rape	1	1	1	0
Aggravated Assault	155	108	99	19
Simple Assault	443	261	223	26
Intimidation	317	38	35	3
Stalking	7	0	0	0
Crimes Against Property				
Arson	5	1	1	0
Bribery	0	0	0	0
Burglary	298	21	28	4
Counterfeiting/Forgery	21	4	6	0
Destruction/Damage/Vandalism	255	9	4	3
Embezzlement	1	0	0	0
Extortion/Blackmail	0	0	0	0
Fraud - False Pretenses	34	6	4	0
Fraud - Credit Card/ATM	17	1	1	0
Fraud - Impersonation	25	14	12	0
Fraud - Welfare	0	0	0	0
Fraud - Wire	1	0	0	0
Motor Vehicle Theft	82	19	11	6
Robbery	6	2	2	1
Stolen Property Offense	1	1	0	1
Theft - Pocket Picking	0	0	0	0
Theft - Purse Snatching	0	0	0	0
Theft - Shoplifting	3	0	0	0
Theft from Building	55	5	3	0
Theft from Coin Machine	1	0	0	0
Theft from Motor Vehicle	82	3	5	0
Theft of Motor Vehicle Parts	65	1	1	0
Theft - All Other Larceny	165	8	7	3
Crimes Against Society				
Drug/Narcotic Violations	130	127	147	5
Drug/Narcotic Equipment Violations	38	36	27	2
Gambling-Betting/Wagering	0	0	0	0
Gambling-Operating/Promoting	0	0	0	0
Gambling-Equipment Violation	0	0	0	0
Gambling-Sports Tampering	0	0	0	0
Pornography/Obscene Materials	0	0	0	0
Prostitution	1	1	1	0
Prostitution-Assisting/Promoting	0	0	0	0
Weapon Law Violations	13	13	7	3
Total Group A Offenses	2,251	690	634	77



Unicoi County Sheriff's Department

2002 Population Estimate 17,740

No. of Municipal Police Depts. 1

Offense Overview

Offense Total 567

Number Cleared 219

Percent Cleared 38.6%

Group A Crimes per 100,000
population

3,196.2

Arrest Overview

Total Arrests 480

Adult Arrests 460

Juvenile Arrests 8

Unknown Age 12

Arrests per 100,000 population

2,705.7

Avg. number offenses/incident

1.03

Domestic Violence Victims

Offense	Total	Arrests
Murder	0	0
Aggravated Assault	7	5
Simple Assault	65	35
Intimidation	12	3
Stalking	0	0
Forcible Rape	0	0
Forcible Sodomy	0	0
Sexual Assault w/Object	0	0
Forcible Fondling	0	0
Incest	0	0
Statutory Rape	0	0
Kidnapping/Abduction	0	0
Total	84	43

TIBRS Group B Arrests

Offense	Adult	Juvenile
Bad Checks	5	0
Curfew/Vagrancy	0	0
Disorderly Conduct	14	0
DUI	56	0
Drunkenness	65	0
Family-Non Violent	11	1
Liquor Law Violation	7	0
Peeping Tom	0	0
Runaway	0	1
Trespass	2	0
All Other Offense	79	2
Total Group B	239	4

TIBRS Group A Offenses	Offenses		Arrests	
	Reported	Cleared	Adult	Juvenile
Crimes Against Persons				
Murder	0	0	0	0
Negligent Manslaughter	0	0	0	0
Kidnapping/Abduction	0	0	0	0
Forcible Rape	1	1	0	0
Forcible Sodomy	0	0	0	0
Sexual Assault w/Object	0	0	0	0
Forcible Fondling	0	0	0	0
Incest	0	0	0	0
Statutory Rape	0	0	1	0
Aggravated Assault	17	11	10	0
Simple Assault	108	52	50	1
Intimidation	45	14	12	1
Stalking	2	2	2	0
Crimes Against Property				
Arson	2	2	2	0
Bribery	0	0	0	0
Burglary	44	9	10	1
Counterfeiting/Forgery	1	1	1	0
Destruction/Damage/Vandalism	83	5	4	0
Embezzlement	1	1	0	0
Extortion/Blackmail	0	0	0	0
Fraud - False Pretenses	17	10	8	0
Fraud - Credit Card/ATM	4	2	2	0
Fraud - Impersonation	1	0	0	0
Fraud - Welfare	0	0	0	0
Fraud - Wire	0	0	0	0
Motor Vehicle Theft	12	4	4	0
Robbery	1	0	0	0
Stolen Property Offense	0	0	1	0
Theft - Pocket Picking	0	0	0	0
Theft - Purse Snatching	1	1	1	0
Theft - Shoplifting	0	0	0	0
Theft from Building	95	19	18	0
Theft from Coin Machine	1	0	0	0
Theft from Motor Vehicle	29	3	2	0
Theft of Motor Vehicle Parts	7	2	2	0
Theft - All Other Larceny	16	2	2	0
Crimes Against Society				
Drug/Narcotic Violations	68	67	82	1
Drug/Narcotic Equipment Violations	9	9	4	0
Gambling-Betting/Wagering	0	0	0	0
Gambling-Operating/Promoting	0	0	0	0
Gambling-Equipment Violation	0	0	0	0
Gambling-Sports Tampering	0	0	0	0
Pornography/Obscene Materials	0	0	0	0
Prostitution	0	0	0	0
Prostitution-Assisting/Promoting	0	0	0	0
Weapon Law Violations	2	2	3	0
Total Group A Offenses	567	219	221	4



Union County Sheriff's Department

2002 Population Estimate 18,541
 No. of Municipal Police Depts. 1

Offense Overview

Offense Total 686
 Number Cleared 280
 Percent Cleared 40.8%

Group A Crimes per 100,000 population 3,699.9

Arrest Overview

Total Arrests 729
 Adult Arrests 634
 Juvenile Arrests 95
 Unknown Age 0

Arrests per 100,000 population 3,931.8

Avg. number offenses/incident 1.08

Domestic Violence Victims

Offense	Total	Arrests
Murder	0	0
Aggravated Assault	3	3
Simple Assault	67	57
Intimidation	20	10
Stalking	0	0
Forcible Rape	0	0
Forcible Sodomy	1	0
Sexual Assault w/Object	0	0
Forcible Fondling	0	0
Incest	0	0
Statutory Rape	1	0
Kidnapping/Abduction	1	1
Total	93	71

TIBRS Group B Arrests

Offense	Adult	Juvenile
Bad Checks	6	0
Curfew/Vagrancy	0	0
Disorderly Conduct	14	3
DUI	120	2
Drunkenness	79	4
Family-Non Violent	8	0
Liquor Law Violation	28	13
Peeping Tom	0	0
Runaway	0	13
Trespass	5	3
All Other Offense	153	0
Total Group B	413	38

TIBRS Group A Offenses	Offenses		Arrests	
	Reported	Cleared	Adult	Juvenile
Crimes Against Persons				
Murder	0	0	0	0
Negligent Manslaughter	0	0	0	0
Kidnapping/Abduction	1	1	1	0
Forcible Rape	3	0	0	0
Forcible Sodomy	1	0	0	0
Sexual Assault w/Object	0	0	0	0
Forcible Fondling	1	0	0	0
Incest	0	0	0	0
Statutory Rape	5	3	3	0
Aggravated Assault	31	19	17	1
Simple Assault	126	98	77	20
Intimidation	37	17	11	3
Stalking	0	0	0	0
Crimes Against Property				
Arson	7	4	3	5
Bribery	0	0	0	0
Burglary	125	6	4	6
Counterfeiting/Forgery	2	0	0	0
Destruction/Damage/Vandalism	60	7	1	8
Embezzlement	1	0	0	0
Extortion/Blackmail	0	0	0	0
Fraud - False Pretenses	3	1	1	0
Fraud - Credit Card/ATM	0	0	0	0
Fraud - Impersonation	1	1	1	0
Fraud - Welfare	0	0	0	0
Fraud - Wire	1	1	1	0
Motor Vehicle Theft	26	3	3	0
Robbery	1	1	1	0
Stolen Property Offense	1	1	1	0
Theft - Pocket Picking	1	0	0	0
Theft - Purse Snatching	0	0	0	0
Theft - Shoplifting	2	2	2	0
Theft from Building	32	9	6	3
Theft from Coin Machine	2	0	0	0
Theft from Motor Vehicle	28	0	0	0
Theft of Motor Vehicle Parts	11	0	0	0
Theft - All Other Larceny	77	8	12	3
Crimes Against Society				
Drug/Narcotic Violations	73	71	63	8
Drug/Narcotic Equipment Violations	15	15	2	0
Gambling-Betting/Wagering	0	0	0	0
Gambling-Operating/Promoting	0	0	0	0
Gambling-Equipment Violation	0	0	0	0
Gambling-Sports Tampering	0	0	0	0
Pornography/Obscene Materials	0	0	0	0
Prostitution	0	0	0	0
Prostitution-Assisting/Promoting	0	0	0	0
Weapon Law Violations	12	12	11	0
Total Group A Offenses	686	280	221	57



Van Buren County Sheriff's Department

2002 Population Estimate 5,541
No. of Municipal Police Depts. 1

Offense Overview

Offense Total 159
 Number Cleared 74
 Percent Cleared 46.5%

Group A Crimes per 100,000 population 2,869.5

Arrest Overview

Total Arrests 243
 Adult Arrests 235
 Juvenile Arrests 8
 Unknown Age 0

Arrests per 100,000 population 4,385.5

Avg. number offenses/incident 1.04

Domestic Violence Victims

Offense	Total	Arrests
Murder	0	0
Aggravated Assault	2	2
Simple Assault	14	13
Intimidation	2	2
Stalking	0	0
Forcible Rape	0	0
Forcible Sodomy	0	0
Sexual Assault w/Object	0	0
Forcible Fondling	0	0
Incest	0	0
Statutory Rape	0	0
Kidnapping/Abduction	0	0
Total	18	17

TIBRS Group B Arrests

Offense	Adult	Juvenile
Bad Checks	10	0
Curfew/Vagrancy	0	0
Disorderly Conduct	1	0
DUI	7	0
Drunkenness	12	0
Family-Non Violent	7	0
Liquor Law Violation	2	3
Peeping Tom	0	0
Runaway	0	0
Trespass	9	0
All Other Offense	117	3
Total Group B	165	6

TIBRS Group A Offenses	Offenses		Arrests	
	Reported	Cleared	Adult	Juvenile
Crimes Against Persons				
Murder	0	0	0	0
Negligent Manslaughter	0	0	0	0
Kidnapping/Abduction	0	0	0	0
Forcible Rape	0	0	0	0
Forcible Sodomy	0	0	0	0
Sexual Assault w/Object	0	0	0	0
Forcible Fondling	1	1	1	0
Incest	0	0	0	0
Statutory Rape	0	0	0	0
Aggravated Assault	11	11	11	0
Simple Assault	26	26	25	0
Intimidation	4	4	4	0
Stalking	1	1	1	0
Crimes Against Property				
Arson	0	0	0	0
Bribery	0	0	0	0
Burglary	15	1	1	0
Counterfeiting/Forgery	3	1	1	0
Destruction/Damage/Vandalism	24	6	6	0
Embezzlement	0	0	0	0
Extortion/Blackmail	0	0	0	0
Fraud - False Pretenses	0	0	0	0
Fraud - Credit Card/ATM	0	0	0	0
Fraud - Impersonation	0	0	0	0
Fraud - Welfare	0	0	0	0
Fraud - Wire	0	0	0	0
Motor Vehicle Theft	21	3	2	0
Robbery	0	0	0	0
Stolen Property Offense	1	1	1	0
Theft - Pocket Picking	0	0	0	0
Theft - Purse Snatching	0	0	0	0
Theft - Shoplifting	0	0	0	0
Theft from Building	24	4	2	0
Theft from Coin Machine	0	0	0	0
Theft from Motor Vehicle	9	0	0	0
Theft of Motor Vehicle Parts	2	0	0	0
Theft - All Other Larceny	4	2	2	0
Crimes Against Society				
Drug/Narcotic Violations	13	13	13	2
Drug/Narcotic Equipment Violations	0	0	0	0
Gambling-Betting/Wagering	0	0	0	0
Gambling-Operating/Promoting	0	0	0	0
Gambling-Equipment Violation	0	0	0	0
Gambling-Sports Tampering	0	0	0	0
Pornography/Obscene Materials	0	0	0	0
Prostitution	0	0	0	0
Prostitution-Assisting/Promoting	0	0	0	0
Weapon Law Violations	0	0	0	0
Total Group A Offenses	159	74	70	2



Warren County Sheriff's Department

2002 Population Estimate 38,896

No. of Municipal Police Depts. 1

Offense Overview

Offense Total 940

Number Cleared 487

Percent Cleared 51.8%

Group A Crimes per 100,000
population

2,416.7

Arrest Overview

Total Arrests 1,752

Adult Arrests 1,565

Juvenile Arrests 187

Unknown Age 0

Arrests per 100,000 population 4,504.3

Avg. number offenses/incident 1.11

Domestic Violence Victims

Offense	Total	Arrests
Murder	0	0
Aggravated Assault	5	4
Simple Assault	49	42
Intimidation	1	1
Stalking	2	2
Forcible Rape	0	0
Forcible Sodomy	0	0
Sexual Assault w/Object	0	0
Forcible Fondling	0	0
Incest	0	0
Statutory Rape	0	0
Kidnapping/Abduction	0	0
Total	57	49

TIBRS Group B Arrests

Offense	Adult	Juvenile
Bad Checks	88	0
Curfew/Vagrancy	0	0
Disorderly Conduct	17	23
DUI	70	0
Drunkenness	56	1
Family-Non Violent	66	0
Liquor Law Violation	5	2
Peeping Tom	0	0
Runaway	0	13
Trespass	21	2
All Other Offense	812	83
Total Group B	1,135	124

TIBRS Group A Offenses	Offenses		Arrests	
	Reported	Cleared	Adult	Juvenile
Crimes Against Persons				
Murder	1	1	3	0
Negligent Manslaughter	0	0	0	0
Kidnapping/Abduction	0	0	0	0
Forcible Rape	0	0	0	0
Forcible Sodomy	0	0	0	0
Sexual Assault w/Object	0	0	0	0
Forcible Fondling	1	1	1	0
Incest	0	0	0	0
Statutory Rape	0	0	0	0
Aggravated Assault	36	32	30	1
Simple Assault	130	118	105	10
Intimidation	4	4	3	0
Stalking	6	6	6	0
Crimes Against Property				
Arson	3	2	0	4
Bribery	1	0	0	0
Burglary	137	30	37	8
Counterfeiting/Forgery	10	6	9	0
Destruction/Damage/Vandalism	104	20	15	13
Embezzlement	1	1	1	0
Extortion/Blackmail	0	0	0	0
Fraud - False Pretenses	4	0	0	0
Fraud - Credit Card/ATM	0	0	0	0
Fraud - Impersonation	6	4	4	0
Fraud - Welfare	0	0	0	0
Fraud - Wire	0	0	0	0
Motor Vehicle Theft	69	27	24	2
Robbery	4	4	4	0
Stolen Property Offense	3	3	5	3
Theft - Pocket Picking	0	0	0	0
Theft - Purse Snatching	0	0	0	0
Theft - Shoplifting	2	1	0	1
Theft from Building	68	20	17	3
Theft from Coin Machine	5	1	1	0
Theft from Motor Vehicle	45	4	3	0
Theft of Motor Vehicle Parts	22	4	2	0
Theft - All Other Larceny	97	17	13	5
Crimes Against Society				
Drug/Narcotic Violations	109	109	133	11
Drug/Narcotic Equipment Violations	60	60	11	0
Gambling-Betting/Wagering	0	0	0	0
Gambling-Operating/Promoting	0	0	0	0
Gambling-Equipment Violation	0	0	0	0
Gambling-Sports Tampering	0	0	0	0
Pornography/Obscene Materials	0	0	0	0
Prostitution	0	0	0	0
Prostitution-Assisting/Promoting	0	0	0	0
Weapon Law Violations	12	12	3	2
Total Group A Offenses	940	487	430	63



Washington County Sheriff's Department

2002 Population Estimate 109,019
 No. of Municipal Police Depts. 2

Offense Overview

Offense Total 2,988
 Number Cleared 834
 Percent Cleared 27.9%

Group A Crimes per 100,000 population 2,740.8

Arrest Overview

Total Arrests 2,159
 Adult Arrests 2,041
 Juvenile Arrests 118
 Unknown Age 0

Arrests per 100,000 population 1,980.4

Avg. number offenses/incident 1.18

Domestic Violence Victims

Offense	Total	Arrests
Murder	0	0
Aggravated Assault	56	35
Simple Assault	281	129
Intimidation	241	35
Stalking	1	0
Forcible Rape	4	2
Forcible Sodomy	2	2
Sexual Assault w/Object	0	0
Forcible Fondling	4	0
Incest	1	0
Statutory Rape	0	0
Kidnapping/Abduction	3	1
Total	593	204

TIBRS Group B Arrests

Offense	Adult	Juvenile
Bad Checks	3	0
Curfew/Vagrancy	0	0
Disorderly Conduct	17	10
DUI	131	0
Drunkenness	222	6
Family-Non Violent	2	0
Liquor Law Violation	2	0
Peeping Tom	0	0
Runaway	0	2
Trespass	7	0
All Other Offense	1,136	20
Total Group B	1,520	38

TIBRS Group A Offenses	Offenses		Arrests	
	Reported	Cleared	Adult	Juvenile
Crimes Against Persons				
Murder	0	0	0	0
Negligent Manslaughter	0	0	0	0
Kidnapping/Abduction	7	5	5	0
Forcible Rape	7	4	1	1
Forcible Sodomy	5	5	2	0
Sexual Assault w/Object	1	1	0	1
Forcible Fondling	14	8	1	1
Incest	1	1	0	0
Statutory Rape	4	3	2	0
Aggravated Assault	128	96	76	6
Simple Assault	522	268	201	10
Intimidation	525	107	48	8
Stalking	5	0	0	0
Crimes Against Property				
Arson	14	1	1	0
Bribery	0	0	0	0
Burglary	387	32	27	5
Counterfeiting/Forgery	34	11	7	0
Destruction/Damage/Vandalism	437	45	14	6
Embezzlement	0	0	0	0
Extortion/Blackmail	1	0	0	0
Fraud - False Pretenses	16	2	0	0
Fraud - Credit Card/ATM	23	3	1	0
Fraud - Impersonation	24	11	8	0
Fraud - Welfare	0	0	0	0
Fraud - Wire	1	0	0	0
Motor Vehicle Theft	103	18	7	6
Robbery	9	2	3	0
Stolen Property Offense	9	7	5	0
Theft - Pocket Picking	1	0	0	0
Theft - Purse Snatching	0	0	0	0
Theft - Shoplifting	18	4	1	6
Theft from Building	164	27	15	5
Theft from Coin Machine	11	2	1	0
Theft from Motor Vehicle	96	6	6	0
Theft of Motor Vehicle Parts	54	4	1	0
Theft - All Other Larceny	199	5	4	0
Crimes Against Society				
Drug/Narcotic Violations	106	98	60	23
Drug/Narcotic Equipment Violations	43	41	17	1
Gambling-Betting/Wagering	0	0	0	0
Gambling-Operating/Promoting	0	0	0	0
Gambling-Equipment Violation	0	0	0	0
Gambling-Sports Tampering	0	0	0	0
Pornography/Obscene Materials	1	0	0	0
Prostitution	0	0	0	0
Prostitution-Assisting/Promoting	0	0	0	0
Weapon Law Violations	18	17	7	1
Total Group A Offenses	2,988	834	521	80



Wayne County Sheriff's Department

2002 Population Estimate 17,312
No. of Municipal Police Depts. 3

Offense Overview

Offense Total 315
 Number Cleared 37
 Percent Cleared 11.7%

Group A Crimes per 100,000
 population 1,819.5

Arrest Overview

Total Arrests 98
 Adult Arrests 98
 Juvenile Arrests 0
 Unknown Age 0

Arrests per 100,000 population 566.1

Avg. number offenses/incident 1.00

Domestic Violence Victims

Offense	Total	Arrests
Murder	0	0
Aggravated Assault	4	3
Simple Assault	9	9
Intimidation	0	0
Stalking	0	0
Forcible Rape	0	0
Forcible Sodomy	0	0
Sexual Assault w/Object	0	0
Forcible Fondling	0	0
Incest	0	0
Statutory Rape	0	0
Kidnapping/Abduction	0	0
Total	13	12

TIBRS Group B Arrests

Offense	Adult	Juvenile
Bad Checks	7	0
Curfew/Vagrancy	0	0
Disorderly Conduct	5	0
DUI	9	0
Drunkenness	20	0
Family-Non Violent	0	0
Liquor Law Violation	0	0
Peeping Tom	0	0
Runaway	0	0
Trespass	1	0
All Other Offense	18	0
Total Group B	60	0

TIBRS Group A Offenses	Offenses		Arrests	
	Reported	Cleared	Adult	Juvenile
Crimes Against Persons				
Murder	0	0	0	0
Negligent Manslaughter	0	0	0	0
Kidnapping/Abduction	0	0	0	0
Forcible Rape	1	0	0	0
Forcible Sodomy	0	0	0	0
Sexual Assault w/Object	0	0	0	0
Forcible Fondling	0	0	0	0
Incest	0	0	0	0
Statutory Rape	0	0	0	0
Aggravated Assault	30	13	12	0
Simple Assault	34	12	13	0
Intimidation	7	0	0	0
Stalking	0	0	0	0
Crimes Against Property				
Arson	2	0	0	0
Bribery	0	0	0	0
Burglary	90	4	5	0
Counterfeiting/Forgery	1	0	0	0
Destruction/Damage/Vandalism	37	0	0	0
Embezzlement	0	0	0	0
Extortion/Blackmail	0	0	0	0
Fraud - False Pretenses	0	0	0	0
Fraud - Credit Card/ATM	0	0	0	0
Fraud - Impersonation	0	0	0	0
Fraud - Welfare	0	0	0	0
Fraud - Wire	0	0	0	0
Motor Vehicle Theft	26	1	1	0
Robbery	1	0	0	0
Stolen Property Offense	2	0	0	0
Theft - Pocket Picking	1	0	0	0
Theft - Purse Snatching	0	0	0	0
Theft - Shoplifting	0	0	0	0
Theft from Building	1	0	0	0
Theft from Coin Machine	1	0	0	0
Theft from Motor Vehicle	5	0	0	0
Theft of Motor Vehicle Parts	8	0	0	0
Theft - All Other Larceny	59	0	0	0
Crimes Against Society				
Drug/Narcotic Violations	5	5	5	0
Drug/Narcotic Equipment Violations	0	0	0	0
Gambling-Betting/Wagering	0	0	0	0
Gambling-Operating/Promoting	0	0	0	0
Gambling-Equipment Violation	0	0	0	0
Gambling-Sports Tampering	0	0	0	0
Pornography/Obscene Materials	0	0	0	0
Prostitution	0	0	0	0
Prostitution-Assisting/Promoting	0	0	0	0
Weapon Law Violations	4	2	2	0
Total Group A Offenses	315	37	38	0



Weakley County Sheriff's Department

2002 Population Estimate 34,208
No. of Municipal Police Depts. 5

Offense Overview

Offense Total 530
 Number Cleared 183
 Percent Cleared 34.5%

Group A Crimes per 100,000 population 1,549.3

Arrest Overview

Total Arrests 1,028
 Adult Arrests 1,019
 Juvenile Arrests 4
 Unknown Age 5

Arrests per 100,000 population 3,005.1

Avg. number offenses/incident 1.05

Domestic Violence Victims

Offense	Total	Arrests
Murder	0	0
Aggravated Assault	11	10
Simple Assault	58	47
Intimidation	2	0
Stalking	0	0
Forcible Rape	0	0
Forcible Sodomy	1	0
Sexual Assault w/Object	0	0
Forcible Fondling	0	0
Incest	1	1
Statutory Rape	0	0
Kidnapping/Abduction	0	0
Total	73	58

TIBRS Group B Arrests

Offense	Adult	Juvenile
Bad Checks	258	0
Curfew/Vagrancy	0	0
Disorderly Conduct	12	0
DUI	34	0
Drunkenness	26	0
Family-Non Violent	0	0
Liquor Law Violation	0	0
Peeping Tom	0	0
Runaway	0	0
Trespass	13	2
All Other Offense	485	0
Total Group B	828	2

TIBRS Group A Offenses	Offenses		Arrests	
	Reported	Cleared	Adult	Juvenile
Crimes Against Persons				
Murder	0	0	0	0
Negligent Manslaughter	0	0	0	0
Kidnapping/Abduction	0	0	0	0
Forcible Rape	5	2	2	0
Forcible Sodomy	1	1	0	0
Sexual Assault w/Object	1	0	0	0
Forcible Fondling	3	0	0	0
Incest	1	1	1	0
Statutory Rape	0	0	0	0
Aggravated Assault	29	17	16	0
Simple Assault	120	65	65	2
Intimidation	11	3	4	0
Stalking	0	0	0	0
Crimes Against Property				
Arson	2	1	1	0
Bribery	0	0	0	0
Burglary	53	8	10	0
Counterfeiting/Forgery	1	1	1	0
Destruction/Damage/Vandalism	93	6	5	0
Embezzlement	0	0	0	0
Extortion/Blackmail	0	0	0	0
Fraud - False Pretenses	6	2	3	0
Fraud - Credit Card/ATM	2	1	0	0
Fraud - Impersonation	1	1	1	0
Fraud - Welfare	0	0	0	0
Fraud - Wire	0	0	0	0
Motor Vehicle Theft	10	5	1	0
Robbery	1	0	2	0
Stolen Property Offense	0	0	0	0
Theft - Pocket Picking	0	0	0	0
Theft - Purse Snatching	0	0	0	0
Theft - Shoplifting	0	0	0	0
Theft from Building	56	5	7	0
Theft from Coin Machine	0	0	0	0
Theft from Motor Vehicle	10	1	1	0
Theft of Motor Vehicle Parts	13	0	0	0
Theft - All Other Larceny	49	5	5	0
Crimes Against Society				
Drug/Narcotic Violations	44	41	62	0
Drug/Narcotic Equipment Violations	16	15	2	0
Gambling-Betting/Wagering	0	0	0	0
Gambling-Operating/Promoting	0	0	0	0
Gambling-Equipment Violation	0	0	0	0
Gambling-Sports Tampering	0	0	0	0
Pornography/Obscene Materials	0	0	0	0
Prostitution	0	0	0	0
Prostitution-Assisting/Promoting	0	0	0	0
Weapon Law Violations	2	2	2	0
Total Group A Offenses	530	183	191	2



White County Sheriff's Department

2002 Population Estimate 23,434
 No. of Municipal Police Depts. 1

Offense Overview

Offense Total 981
 Number Cleared 280
 Percent Cleared 28.5%

Group A Crimes per 100,000 population 4,186.2

Arrest Overview

Total Arrests 436
 Adult Arrests 423
 Juvenile Arrests 13
 Unknown Age 0

Arrests per 100,000 population 1,860.5

Avg. number offenses/incident 1.16

Domestic Violence Victims

Offense	Total	Arrests
Murder	0	0
Aggravated Assault	32	11
Simple Assault	67	28
Intimidation	27	2
Stalking	5	0
Forcible Rape	0	0
Forcible Sodomy	0	0
Sexual Assault w/Object	0	0
Forcible Fondling	1	0
Incest	0	0
Statutory Rape	0	0
Kidnapping/Abduction	0	0
Total	132	41

TIBRS Group B Arrests

Offense	Adult	Juvenile
Bad Checks	48	0
Curfew/Vagrancy	0	0
Disorderly Conduct	5	0
DUI	39	0
Drunkenness	25	0
Family-Non Violent	0	0
Liquor Law Violation	6	0
Peeping Tom	0	0
Runaway	0	3
Trespass	6	0
All Other Offense	69	3
Total Group B	198	6

TIBRS Group A Offenses	Offenses		Arrests	
	Reported	Cleared	Adult	Juvenile
Crimes Against Persons				
Murder	0	0	0	0
Negligent Manslaughter	0	0	0	0
Kidnapping/Abduction	0	0	0	0
Forcible Rape	0	0	0	0
Forcible Sodomy	0	0	0	0
Sexual Assault w/Object	0	0	0	0
Forcible Fondling	2	0	0	0
Incest	0	0	0	0
Statutory Rape	1	1	1	0
Aggravated Assault	71	33	23	0
Simple Assault	119	47	40	2
Intimidation	66	10	4	0
Stalking	9	0	0	0
Crimes Against Property				
Arson	6	0	0	0
Bribery	2	2	1	0
Burglary	202	11	10	2
Counterfeiting/Forgery	8	0	0	0
Destruction/Damage/Vandalism	106	7	4	0
Embezzlement	1	0	0	0
Extortion/Blackmail	0	0	0	0
Fraud - False Pretenses	0	0	0	0
Fraud - Credit Card/ATM	3	0	0	0
Fraud - Impersonation	6	3	2	0
Fraud - Welfare	0	0	0	0
Fraud - Wire	0	0	0	0
Motor Vehicle Theft	33	6	5	0
Robbery	1	1	1	0
Stolen Property Offense	3	3	1	0
Theft - Pocket Picking	0	0	0	0
Theft - Purse Snatching	0	0	0	0
Theft - Shoplifting	1	1	1	0
Theft from Building	38	0	0	0
Theft from Coin Machine	3	0	0	0
Theft from Motor Vehicle	25	0	0	0
Theft of Motor Vehicle Parts	22	0	0	0
Theft - All Other Larceny	96	3	4	0
Crimes Against Society				
Drug/Narcotic Violations	78	76	72	3
Drug/Narcotic Equipment Violations	69	66	48	0
Gambling-Betting/Wagering	0	0	0	0
Gambling-Operating/Promoting	0	0	0	0
Gambling-Equipment Violation	0	0	0	0
Gambling-Sports Tampering	0	0	0	0
Pornography/Obscene Materials	0	0	0	0
Prostitution	0	0	0	0
Prostitution-Assisting/Promoting	0	0	0	0
Weapon Law Violations	10	10	8	0
Total Group A Offenses	981	280	225	7



Williamson County Sheriff's Department

2002 Population Estimate **136,889**
 No. of Municipal Police Depts. 4

Offense Overview

Offense Total 1,711
 Number Cleared 826
 Percent Cleared 48.3%

Group A Crimes per 100,000
 population 1,249.9

Arrest Overview

Total Arrests 1,952
 Adult Arrests 1,731
 Juvenile Arrests 221
 Unknown Age 0

Arrests per 100,000 population 1,426.0

Avg. number offenses/incident 1.14

Domestic Violence Victims

Offense	Total	Arrests
Murder	1	1
Aggravated Assault	10	8
Simple Assault	96	50
Intimidation	32	7
Stalking	0	0
Forcible Rape	0	0
Forcible Sodomy	1	0
Sexual Assault w/Object	0	0
Forcible Fondling	7	4
Incest	2	2
Statutory Rape	0	0
Kidnapping/Abduction	7	3
Total	156	75

TIBRS Group B Arrests

Offense	Adult	Juvenile
Bad Checks	263	0
Curfew/Vagrancy	0	3
Disorderly Conduct	8	4
DUI	85	0
Drunkenness	30	2
Family-Non Violent	1	0
Liquor Law Violation	4	10
Peeping Tom	0	0
Runaway	0	14
Trespass	3	0
All Other Offense	948	16
Total Group B	1,342	49

TIBRS Group A Offenses	Offenses		Arrests	
	Reported	Cleared	Adult	Juvenile
Crimes Against Persons				
Murder	1	1	1	0
Negligent Manslaughter	0	0	0	0
Kidnapping/Abduction	11	9	3	0
Forcible Rape	4	1	1	0
Forcible Sodomy	3	1	0	1
Sexual Assault w/Object	0	0	0	0
Forcible Fondling	14	9	2	3
Incest	2	2	0	2
Statutory Rape	0	0	0	0
Aggravated Assault	41	30	18	2
Simple Assault	223	185	75	36
Intimidation	122	77	21	3
Stalking	4	4	1	0
Crimes Against Property				
Arson	4	3	1	1
Bribery	0	0	0	0
Burglary	139	37	22	5
Counterfeiting/Forgery	40	29	21	0
Destruction/Damage/Vandalism	289	54	13	25
Embezzlement	7	5	0	0
Extortion/Blackmail	0	0	0	0
Fraud - False Pretenses	17	4	3	0
Fraud - Credit Card/ATM	7	6	2	2
Fraud - Impersonation	11	10	8	1
Fraud - Welfare	0	0	0	0
Fraud - Wire	3	2	2	0
Motor Vehicle Theft	51	16	10	4
Robbery	8	2	3	0
Stolen Property Offense	5	5	4	0
Theft - Pocket Picking	1	0	0	0
Theft - Purse Snatching	0	0	0	0
Theft - Shoplifting	6	2	1	0
Theft from Building	161	47	8	26
Theft from Coin Machine	2	0	0	0
Theft from Motor Vehicle	80	7	2	4
Theft of Motor Vehicle Parts	32	1	0	2
Theft - All Other Larceny	164	24	6	2
Crimes Against Society				
Drug/Narcotic Violations	154	150	141	40
Drug/Narcotic Equipment Violations	78	77	12	3
Gambling-Betting/Wagering	0	0	0	0
Gambling-Operating/Promoting	0	0	0	0
Gambling-Equipment Violation	0	0	0	0
Gambling-Sports Tampering	0	0	0	0
Pornography/Obscene Materials	2	1	0	0
Prostitution	0	0	0	0
Prostitution-Assisting/Promoting	0	0	0	0
Weapon Law Violations	25	25	8	10
Total Group A Offenses	1,711	826	389	172



Wilson County Sheriff's Department

2002 Population Estimate **93,079**
 No. of Municipal Police Depts. 4

Offense Overview

Offense Total 2,376
 Number Cleared 469
 Percent Cleared 19.7%

Group A Crimes per 100,000
 population 2,552.7

Arrest Overview

Total Arrests 1,734
 Adult Arrests 1,629
 Juvenile Arrests 105
 Unknown Age 0

Arrests per 100,000 population 1,862.9

Avg. number offenses/incident 1.06

Domestic Violence Victims

Offense	Total	Arrests
Murder	0	0
Aggravated Assault	58	36
Simple Assault	131	47
Intimidation	53	15
Stalking	3	0
Forcible Rape	0	0
Forcible Sodomy	0	0
Sexual Assault w/Object	0	0
Forcible Fondling	5	1
Incest	0	0
Statutory Rape	0	0
Kidnapping/Abduction	4	3
Total	254	102

TIBRS Group B Arrests

Offense	Adult	Juvenile
Bad Checks	190	0
Curfew/Vagrancy	0	0
Disorderly Conduct	11	11
DUI	43	0
Drunkenness	56	3
Family-Non Violent	102	0
Liquor Law Violation	0	0
Peeping Tom	0	0
Runaway	0	4
Trespass	2	0
All Other Offense	849	27
Total Group B	1,253	45

TIBRS Group A Offenses	Offenses		Arrests	
	Reported	Cleared	Adult	Juvenile
Crimes Against Persons				
Murder	0	0	0	0
Negligent Manslaughter	0	0	0	0
Kidnapping/Abduction	5	4	4	0
Forcible Rape	3	0	0	0
Forcible Sodomy	0	0	0	0
Sexual Assault w/Object	0	0	0	0
Forcible Fondling	13	3	2	1
Incest	0	0	0	0
Statutory Rape	5	1	1	0
Aggravated Assault	157	74	67	5
Simple Assault	297	118	99	10
Intimidation	235	45	41	3
Stalking	12	4	4	0
Crimes Against Property				
Arson	5	0	0	0
Bribery	0	0	0	0
Burglary	365	23	25	3
Counterfeiting/Forgery	8	0	0	0
Destruction/Damage/Vandalism	359	23	17	5
Embezzlement	0	0	0	0
Extortion/Blackmail	0	0	0	0
Fraud - False Pretenses	18	1	1	0
Fraud - Credit Card/ATM	4	0	0	0
Fraud - Impersonation	26	1	1	0
Fraud - Welfare	0	0	0	0
Fraud - Wire	0	0	0	0
Motor Vehicle Theft	101	20	14	1
Robbery	2	1	1	0
Stolen Property Offense	0	0	0	0
Theft - Pocket Picking	0	0	0	0
Theft - Purse Snatching	0	0	0	0
Theft - Shoplifting	1	1	0	1
Theft from Building	111	20	19	6
Theft from Coin Machine	2	0	0	0
Theft from Motor Vehicle	141	9	5	0
Theft of Motor Vehicle Parts	124	3	3	0
Theft - All Other Larceny	209	12	8	2
Crimes Against Society				
Drug/Narcotic Violations	144	85	53	19
Drug/Narcotic Equipment Violations	14	9	4	2
Gambling-Betting/Wagering	0	0	0	0
Gambling-Operating/Promoting	0	0	0	0
Gambling-Equipment Violation	0	0	0	0
Gambling-Sports Tampering	0	0	0	0
Pornography/Obscene Materials	1	0	0	0
Prostitution	0	0	0	0
Prostitution-Assisting/Promoting	0	0	0	0
Weapon Law Violations	14	12	7	2
Total Group A Offenses	2,376	469	376	60





MUNICIPAL POLICE DEPARTMENTS

2003

Adamsville Police Department

2002 Population Estimate 1,997

Offense Overview

Offense Total 97
 Number Cleared 18
 Percent Cleared 18.6%

Group A Crimes per 100,000
 population 4,857.3

Arrest Overview

Total Arrests 58
 Adult Arrests 58
 Juvenile Arrests 0
 Unknown Age 0

Arrests per 100,000 population 2,904.4

Avg. number offenses/incident 1.00

Domestic Violence Victims

Offense	Total	Arrests
Murder	0	0
Aggravated Assault	1	1
Simple Assault	12	8
Intimidation	0	0
Stalking	0	0
Forcible Rape	0	0
Forcible Sodomy	0	0
Sexual Assault w/Object	0	0
Forcible Fondling	0	0
Incest	0	0
Statutory Rape	0	0
Kidnapping/Abduction	0	0
Total	13	9

TIBRS Group B Arrests

Offense	Adult	Juvenile
Bad Checks	0	0
Curfew/Vagrancy	0	0
Disorderly Conduct	0	0
DUI	14	0
Drunkenness	0	0
Family-Non Violent	0	0
Liquor Law Violation	0	0
Peeping Tom	0	0
Runaway	0	0
Trespass	0	0
All Other Offense	26	0
Total Group B	40	0

TIBRS Group A Offenses	Offenses		Arrests	
	Reported	Cleared	Adult	Juvenile
Crimes Against Persons				
Murder	0	0	0	0
Negligent Manslaughter	0	0	0	0
Kidnapping/Abduction	0	0	0	0
Forcible Rape	0	0	0	0
Forcible Sodomy	0	0	0	0
Sexual Assault w/Object	0	0	0	0
Forcible Fondling	0	0	0	0
Incest	0	0	0	0
Statutory Rape	0	0	0	0
Aggravated Assault	4	3	3	0
Simple Assault	17	9	9	0
Intimidation	3	0	0	0
Stalking	0	0	0	0
Crimes Against Property				
Arson	0	0	0	0
Bribery	0	0	0	0
Burglary	2	0	0	0
Counterfeiting/Forgery	1	1	1	0
Destruction/Damage/Vandalism	19	0	0	0
Embezzlement	0	0	0	0
Extortion/Blackmail	0	0	0	0
Fraud - False Pretenses	0	0	0	0
Fraud - Credit Card/ATM	0	0	0	0
Fraud - Impersonation	0	0	0	0
Fraud - Welfare	0	0	0	0
Fraud - Wire	0	0	0	0
Motor Vehicle Theft	1	0	0	0
Robbery	0	0	0	0
Stolen Property Offense	0	0	0	0
Theft - Pocket Picking	0	0	0	0
Theft - Purse Snatching	0	0	0	0
Theft - Shoplifting	0	0	0	0
Theft from Building	10	1	1	0
Theft from Coin Machine	0	0	0	0
Theft from Motor Vehicle	2	0	0	0
Theft of Motor Vehicle Parts	0	0	0	0
Theft - All Other Larceny	37	3	3	0
Crimes Against Society				
Drug/Narcotic Violations	1	1	1	0
Drug/Narcotic Equipment Violations	0	0	0	0
Gambling-Betting/Wagering	0	0	0	0
Gambling-Operating/Promoting	0	0	0	0
Gambling-Equipment Violation	0	0	0	0
Gambling-Sports Tampering	0	0	0	0
Pornography/Obscene Materials	0	0	0	0
Prostitution	0	0	0	0
Prostitution-Assisting/Promoting	0	0	0	0
Weapon Law Violations	0	0	0	0
Total Group A Offenses	97	18	18	0



Alamo Police Department

2002 Population Estimate 2,390

Offense Overview

Offense Total 213
Number Cleared 97
Percent Cleared 45.5%

Group A Crimes per 100,000 population 8,912.1

Arrest Overview

Total Arrests 145
Adult Arrests 133
Juvenile Arrests 9
Unknown Age 3

Arrests per 100,000 population 6,066.9

Avg. number offenses/incident 1.11

Domestic Violence Victims

Offense	Total	Arrests
Murder	0	0
Aggravated Assault	6	6
Simple Assault	7	7
Intimidation	1	0
Stalking	2	2
Forcible Rape	1	0
Forcible Sodomy	0	0
Sexual Assault w/Object	0	0
Forcible Fondling	0	0
Incest	0	0
Statutory Rape	0	0
Kidnapping/Abduction	0	0
Total	17	15

TIBRS Group B Arrests

Offense	Adult	Juvenile
Bad Checks	0	0
Curfew/Vagrancy	0	0
Disorderly Conduct	3	0
DUI	21	0
Drunkenness	14	0
Family-Non Violent	0	0
Liquor Law Violation	2	1
Peeping Tom	0	0
Runaway	0	0
Trespass	1	0
All Other Offense	13	1
Total Group B	54	2

TIBRS Group A Offenses	Offenses		Arrests	
	Reported	Cleared	Adult	Juvenile
Crimes Against Persons				
Murder	0	0	0	0
Negligent Manslaughter	0	0	0	0
Kidnapping/Abduction	0	0	0	0
Forcible Rape	1	1	0	0
Forcible Sodomy	0	0	0	0
Sexual Assault w/Object	0	0	0	0
Forcible Fondling	1	0	0	0
Incest	1	0	0	0
Statutory Rape	0	0	0	0
Aggravated Assault	13	13	10	0
Simple Assault	36	26	21	2
Intimidation	12	3	5	0
Stalking	4	4	4	0
Crimes Against Property				
Arson	1	0	0	0
Bribery	0	0	0	0
Burglary	25	2	2	1
Counterfeiting/Forgery	2	0	1	2
Destruction/Damage/Vandalism	38	5	4	1
Embezzlement	0	0	0	0
Extortion/Blackmail	0	0	0	0
Fraud - False Pretenses	3	1	0	0
Fraud - Credit Card/ATM	0	0	0	0
Fraud - Impersonation	1	1	1	0
Fraud - Welfare	0	0	0	0
Fraud - Wire	0	0	0	0
Motor Vehicle Theft	1	0	0	0
Robbery	3	2	1	0
Stolen Property Offense	1	0	0	0
Theft - Pocket Picking	0	0	0	0
Theft - Purse Snatching	1	0	0	0
Theft - Shoplifting	1	0	0	0
Theft from Building	10	1	2	0
Theft from Coin Machine	1	0	0	0
Theft from Motor Vehicle	9	1	0	0
Theft of Motor Vehicle Parts	4	2	1	0
Theft - All Other Larceny	15	6	5	1
Crimes Against Society				
Drug/Narcotic Violations	14	14	14	0
Drug/Narcotic Equipment Violations	13	13	6	0
Gambling-Betting/Wagering	0	0	0	0
Gambling-Operating/Promoting	0	0	0	0
Gambling-Equipment Violation	0	0	0	0
Gambling-Sports Tampering	0	0	0	0
Pornography/Obscene Materials	0	0	0	0
Prostitution	0	0	0	0
Prostitution-Assisting/Promoting	0	0	0	0
Weapon Law Violations	2	2	2	0
Total Group A Offenses	213	97	79	7



Alcoa Police Department

2002 Population Estimate 8,118

Offense Overview

Offense Total 1,474
 Number Cleared 544
 Percent Cleared 36.9%

Group A Crimes per 100,000
 population 18,157.2

Arrest Overview

Total Arrests 919
 Adult Arrests 831
 Juvenile Arrests 88
 Unknown Age 0

Arrests per 100,000 population 11,320.5

Avg. number offenses/incident 1.14

Domestic Violence Victims

Offense	Total	Arrests
Murder	0	0
Aggravated Assault	8	5
Simple Assault	54	28
Intimidation	10	2
Stalking	0	0
Forcible Rape	1	0
Forcible Sodomy	0	0
Sexual Assault w/Object	0	0
Forcible Fondling	2	0
Incest	0	0
Statutory Rape	0	0
Kidnapping/Abduction	0	0
Total	75	35

TIBRS Group B Arrests

Offense	Adult	Juvenile
Bad Checks	0	0
Curfew/Vagrancy	0	0
Disorderly Conduct	11	0
DUI	102	0
Drunkenness	157	0
Family-Non Violent	0	0
Liquor Law Violation	32	6
Peeping Tom	0	0
Runaway	0	1
Trespass	2	0
All Other Offense	41	26
Total Group B	345	33

TIBRS Group A Offenses	Offenses		Arrests	
	Reported	Cleared	Adult	Juvenile
Crimes Against Persons				
Murder	1	1	1	0
Negligent Manslaughter	0	0	0	0
Kidnapping/Abduction	0	0	0	0
Forcible Rape	7	2	0	0
Forcible Sodomy	0	0	0	0
Sexual Assault w/Object	1	1	0	0
Forcible Fondling	3	0	0	0
Incest	0	0	0	0
Statutory Rape	3	2	1	0
Aggravated Assault	52	27	24	1
Simple Assault	201	81	71	3
Intimidation	47	6	5	0
Stalking	0	0	0	0
Crimes Against Property				
Arson	5	0	0	0
Bribery	0	0	0	0
Burglary	68	5	10	0
Counterfeiting/Forgery	50	7	3	0
Destruction/Damage/Vandalism	134	11	8	0
Embezzlement	24	6	3	1
Extortion/Blackmail	0	0	0	0
Fraud - False Pretenses	52	14	9	0
Fraud - Credit Card/ATM	26	5	4	0
Fraud - Impersonation	38	28	26	4
Fraud - Welfare	0	0	0	0
Fraud - Wire	0	0	0	0
Motor Vehicle Theft	48	9	5	1
Robbery	16	2	1	1
Stolen Property Offense	0	0	0	0
Theft - Pocket Picking	0	0	0	0
Theft - Purse Snatching	3	0	0	0
Theft - Shoplifting	158	134	117	36
Theft from Building	109	5	2	1
Theft from Coin Machine	13	2	1	0
Theft from Motor Vehicle	93	4	5	0
Theft of Motor Vehicle Parts	49	3	2	0
Theft - All Other Larceny	91	7	5	1
Crimes Against Society				
Drug/Narcotic Violations	104	104	103	5
Drug/Narcotic Equipment Violations	66	66	68	1
Gambling-Betting/Wagering	0	0	0	0
Gambling-Operating/Promoting	0	0	0	0
Gambling-Equipment Violation	0	0	0	0
Gambling-Sports Tampering	0	0	0	0
Pornography/Obscene Materials	0	0	0	0
Prostitution	0	0	0	0
Prostitution-Assisting/Promoting	0	0	0	0
Weapon Law Violations	12	12	12	0
Total Group A Offenses	1,474	544	486	55



Alexandria Police Department

2002 Population Estimate 822

Offense Overview

Offense Total 101
Number Cleared 39
Percent Cleared 38.6%

Group A Crimes per 100,000 population 12,287.1

Arrest Overview

Total Arrests 48
Adult Arrests 46
Juvenile Arrests 2
Unknown Age 0

Arrests per 100,000 population 5,839.4

Avg. number offenses/incident 1.12

Domestic Violence Victims

Offense	Total	Arrests
Murder	0	0
Aggravated Assault	1	1
Simple Assault	6	2
Intimidation	2	0
Stalking	0	0
Forcible Rape	0	0
Forcible Sodomy	0	0
Sexual Assault w/Object	0	0
Forcible Fondling	0	0
Incest	0	0
Statutory Rape	0	0
Kidnapping/Abduction	0	0
Total	9	3

TIBRS Group B Arrests

Offense	Adult	Juvenile
Bad Checks	1	0
Curfew/Vagrancy	0	0
Disorderly Conduct	1	0
DUI	15	0
Drunkenness	2	0
Family-Non Violent	0	0
Liquor Law Violation	2	0
Peeping Tom	0	0
Runaway	0	0
Trespass	0	0
All Other Offense	10	2
Total Group B	31	2

TIBRS Group A Offenses	Offenses		Arrests	
	Reported	Cleared	Adult	Juvenile
Crimes Against Persons				
Murder	0	0	0	0
Negligent Manslaughter	0	0	0	0
Kidnapping/Abduction	0	0	0	0
Forcible Rape	0	0	0	0
Forcible Sodomy	0	0	0	0
Sexual Assault w/Object	0	0	0	0
Forcible Fondling	0	0	0	0
Incest	0	0	0	0
Statutory Rape	0	0	0	0
Aggravated Assault	3	2	1	0
Simple Assault	11	10	2	0
Intimidation	11	4	0	0
Stalking	0	0	0	0
Crimes Against Property				
Arson	0	0	0	0
Bribery	0	0	0	0
Burglary	5	0	0	0
Counterfeiting/Forgery	3	2	0	0
Destruction/Damage/Vandalism	26	3	0	0
Embezzlement	0	0	0	0
Extortion/Blackmail	0	0	0	0
Fraud - False Pretenses	0	0	0	0
Fraud - Credit Card/ATM	0	0	0	0
Fraud - Impersonation	0	0	0	0
Fraud - Welfare	0	0	0	0
Fraud - Wire	0	0	0	0
Motor Vehicle Theft	4	2	0	0
Robbery	0	0	0	0
Stolen Property Offense	0	0	0	0
Theft - Pocket Picking	0	0	0	0
Theft - Purse Snatching	0	0	0	0
Theft - Shoplifting	1	1	3	0
Theft from Building	4	0	0	0
Theft from Coin Machine	1	0	0	0
Theft from Motor Vehicle	2	0	0	0
Theft of Motor Vehicle Parts	2	0	0	0
Theft - All Other Larceny	13	1	0	0
Crimes Against Society				
Drug/Narcotic Violations	12	11	7	0
Drug/Narcotic Equipment Violations	2	2	1	0
Gambling-Betting/Wagering	0	0	0	0
Gambling-Operating/Promoting	0	0	0	0
Gambling-Equipment Violation	0	0	0	0
Gambling-Sports Tampering	0	0	0	0
Pornography/Obscene Materials	0	0	0	0
Prostitution	0	0	0	0
Prostitution-Assisting/Promoting	0	0	0	0
Weapon Law Violations	1	1	1	0
Total Group A Offenses	101	39	15	0



Algood Police Department

2002 Population Estimate **3,016**

Offense Overview

Offense Total 149
 Number Cleared 89
 Percent Cleared 59.7%

Group A Crimes per 100,000
 population 4,940.3

Arrest Overview

Total Arrests 160
 Adult Arrests 152
 Juvenile Arrests 8
 Unknown Age 0

Arrests per 100,000 population 5,305.0

Avg. number offenses/incident 1.11

Domestic Violence Victims

Offense	Total	Arrests
Murder	0	0
Aggravated Assault	1	1
Simple Assault	9	7
Intimidation	0	0
Stalking	0	0
Forcible Rape	0	0
Forcible Sodomy	0	0
Sexual Assault w/Object	0	0
Forcible Fondling	0	0
Incest	0	0
Statutory Rape	0	0
Kidnapping/Abduction	0	0
Total	10	8

TIBRS Group B Arrests

Offense	Adult	Juvenile
Bad Checks	2	0
Curfew/Vagrancy	0	0
Disorderly Conduct	1	0
DUI	26	0
Drunkenness	9	0
Family-Non Violent	1	0
Liquor Law Violation	5	2
Peeping Tom	0	0
Runaway	0	0
Trespass	0	0
All Other Offense	43	1
Total Group B	87	3

TIBRS Group A Offenses	Offenses		Arrests	
	Reported	Cleared	Adult	Juvenile
Crimes Against Persons				
Murder	0	0	0	0
Negligent Manslaughter	0	0	0	0
Kidnapping/Abduction	0	0	0	0
Forcible Rape	0	0	0	0
Forcible Sodomy	0	0	0	0
Sexual Assault w/Object	0	0	0	0
Forcible Fondling	0	0	0	0
Incest	0	0	0	0
Statutory Rape	1	1	1	0
Aggravated Assault	1	1	1	0
Simple Assault	25	16	13	1
Intimidation	5	1	0	1
Stalking	0	0	0	0
Crimes Against Property				
Arson	0	0	0	0
Bribery	0	0	0	0
Burglary	10	2	0	2
Counterfeiting/Forgery	1	0	0	0
Destruction/Damage/Vandalism	8	1	1	0
Embezzlement	0	0	0	0
Extortion/Blackmail	0	0	0	0
Fraud - False Pretenses	0	0	0	0
Fraud - Credit Card/ATM	0	0	0	0
Fraud - Impersonation	1	0	0	0
Fraud - Welfare	0	0	0	0
Fraud - Wire	0	0	0	0
Motor Vehicle Theft	3	1	1	0
Robbery	2	1	1	0
Stolen Property Offense	0	0	0	0
Theft - Pocket Picking	3	0	0	0
Theft - Purse Snatching	0	0	0	0
Theft - Shoplifting	1	0	0	0
Theft from Building	4	0	0	0
Theft from Coin Machine	1	0	0	0
Theft from Motor Vehicle	5	0	0	0
Theft of Motor Vehicle Parts	3	0	0	0
Theft - All Other Larceny	9	4	2	1
Crimes Against Society				
Drug/Narcotic Violations	39	36	31	0
Drug/Narcotic Equipment Violations	21	19	9	0
Gambling-Betting/Wagering	0	0	0	0
Gambling-Operating/Promoting	0	0	0	0
Gambling-Equipment Violation	0	0	0	0
Gambling-Sports Tampering	0	0	0	0
Pornography/Obscene Materials	0	0	0	0
Prostitution	0	0	0	0
Prostitution-Assisting/Promoting	0	0	0	0
Weapon Law Violations	6	6	5	0
Total Group A Offenses	149	89	65	5



Ardmore Police Department

2002 Population Estimate **1,081**

Offense Overview

Offense Total 263
 Number Cleared 109
 Percent Cleared 41.4%

Group A Crimes per 100,000
 population 24,329.3

Arrest Overview

Total Arrests 226
 Adult Arrests 215
 Juvenile Arrests 11
 Unknown Age 0

Arrests per 100,000 population 20,906.6

Avg. number offenses/incident 1.20

Domestic Violence Victims

Offense	Total	Arrests
Murder	0	0
Aggravated Assault	1	1
Simple Assault	4	2
Intimidation	5	1
Stalking	0	0
Forcible Rape	0	0
Forcible Sodomy	0	0
Sexual Assault w/Object	0	0
Forcible Fondling	0	0
Incest	0	0
Statutory Rape	0	0
Kidnapping/Abduction	0	0
Total	10	4

TIBRS Group B Arrests

Offense	Adult	Juvenile
Bad Checks	1	0
Curfew/Vagrancy	0	0
Disorderly Conduct	7	1
DUI	38	0
Drunkenness	80	0
Family-Non Violent	0	0
Liquor Law Violation	36	4
Peeping Tom	0	0
Runaway	0	1
Trespass	1	0
All Other Offense	12	4
Total Group B	175	10

TIBRS Group A Offenses	Offenses		Arrests	
	Reported	Cleared	Adult	Juvenile
Crimes Against Persons				
Murder	0	0	0	0
Negligent Manslaughter	0	0	0	0
Kidnapping/Abduction	1	1	0	0
Forcible Rape	0	0	0	0
Forcible Sodomy	0	0	0	0
Sexual Assault w/Object	0	0	0	0
Forcible Fondling	0	0	0	0
Incest	0	0	0	0
Statutory Rape	0	0	0	0
Aggravated Assault	16	10	7	0
Simple Assault	19	5	3	0
Intimidation	14	1	1	0
Stalking	1	0	0	0
Crimes Against Property				
Arson	0	0	0	0
Bribery	0	0	0	0
Burglary	15	1	2	0
Counterfeiting/Forgery	14	6	1	0
Destruction/Damage/Vandalism	27	2	0	0
Embezzlement	0	0	0	0
Extortion/Blackmail	0	0	0	0
Fraud - False Pretenses	17	8	1	0
Fraud - Credit Card/ATM	2	0	0	0
Fraud - Impersonation	1	1	0	0
Fraud - Welfare	0	0	0	0
Fraud - Wire	0	0	0	0
Motor Vehicle Theft	6	1	0	0
Robbery	1	0	0	0
Stolen Property Offense	2	1	0	0
Theft - Pocket Picking	0	0	0	0
Theft - Purse Snatching	0	0	0	0
Theft - Shoplifting	1	0	0	0
Theft from Building	13	0	0	0
Theft from Coin Machine	0	0	0	0
Theft from Motor Vehicle	2	0	0	0
Theft of Motor Vehicle Parts	4	0	0	0
Theft - All Other Larceny	37	3	1	0
Crimes Against Society				
Drug/Narcotic Violations	47	47	20	0
Drug/Narcotic Equipment Violations	21	21	4	1
Gambling-Betting/Wagering	0	0	0	0
Gambling-Operating/Promoting	0	0	0	0
Gambling-Equipment Violation	0	0	0	0
Gambling-Sports Tampering	0	0	0	0
Pornography/Obscene Materials	0	0	0	0
Prostitution	0	0	0	0
Prostitution-Assisting/Promoting	0	0	0	0
Weapon Law Violations	2	1	0	0
Total Group A Offenses	263	109	40	1



Ashland City Police Department

2002 Population Estimate **4,017**

Offense Overview

Offense Total 526
 Number Cleared 255
 Percent Cleared 48.5%

Group A Crimes per 100,000
 population 13,094.3

Arrest Overview

Total Arrests 391
 Adult Arrests 350
 Juvenile Arrests 41
 Unknown Age 0

Arrests per 100,000 population 9,733.6

Avg. number offenses/incident 1.23

Domestic Violence Victims

Offense	Total	Arrests
Murder	0	0
Aggravated Assault	4	3
Simple Assault	39	30
Intimidation	12	6
Stalking	1	0
Forcible Rape	0	0
Forcible Sodomy	0	0
Sexual Assault w/Object	0	0
Forcible Fondling	2	2
Incest	0	0
Statutory Rape	1	1
Kidnapping/Abduction	0	0
Total	59	42

TIBRS Group B Arrests

Offense	Adult	Juvenile
Bad Checks	50	0
Curfew/Vagrancy	0	0
Disorderly Conduct	1	2
DUI	3	0
Drunkenness	6	0
Family-Non Violent	0	1
Liquor Law Violation	6	5
Peeping Tom	0	0
Runaway	0	0
Trespass	1	0
All Other Offense	126	3
Total Group B	193	11

TIBRS Group A Offenses	Offenses		Arrests	
	Reported	Cleared	Adult	Juvenile
Crimes Against Persons				
Murder	0	0	0	0
Negligent Manslaughter	0	0	0	0
Kidnapping/Abduction	1	1	1	0
Forcible Rape	1	1	1	0
Forcible Sodomy	0	0	0	0
Sexual Assault w/Object	0	0	0	0
Forcible Fondling	2	2	2	0
Incest	0	0	0	0
Statutory Rape	1	1	1	0
Aggravated Assault	16	15	11	3
Simple Assault	87	76	43	10
Intimidation	37	23	12	0
Stalking	1	1	0	0
Crimes Against Property				
Arson	2	0	0	0
Bribery	0	0	0	0
Burglary	66	10	12	1
Counterfeiting/Forgery	20	6	4	0
Destruction/Damage/Vandalism	83	17	4	2
Embezzlement	3	1	1	0
Extortion/Blackmail	0	0	0	0
Fraud - False Pretenses	7	2	1	0
Fraud - Credit Card/ATM	1	1	2	0
Fraud - Impersonation	1	1	0	0
Fraud - Welfare	0	0	0	0
Fraud - Wire	0	0	0	0
Motor Vehicle Theft	9	4	3	1
Robbery	0	0	1	0
Stolen Property Offense	3	3	1	0
Theft - Pocket Picking	0	0	0	0
Theft - Purse Snatching	0	0	0	0
Theft - Shoplifting	16	14	13	2
Theft from Building	27	5	4	0
Theft from Coin Machine	2	2	2	0
Theft from Motor Vehicle	42	5	2	0
Theft of Motor Vehicle Parts	11	4	2	0
Theft - All Other Larceny	40	13	6	2
Crimes Against Society				
Drug/Narcotic Violations	26	26	23	9
Drug/Narcotic Equipment Violations	17	17	4	0
Gambling-Betting/Wagering	0	0	0	0
Gambling-Operating/Promoting	0	0	0	0
Gambling-Equipment Violation	0	0	0	0
Gambling-Sports Tampering	0	0	0	0
Pornography/Obscene Materials	0	0	0	0
Prostitution	0	0	0	0
Prostitution-Assisting/Promoting	0	0	0	0
Weapon Law Violations	4	4	1	0
Total Group A Offenses	526	255	157	30



Athens Police Department

2002 Population Estimate 13,464

Offense Overview

Offense Total 3,117
Number Cleared 846
Percent Cleared 27.1%

Group A Crimes per 100,000 population 23,150.6

Arrest Overview

Total Arrests 908
Adult Arrests 817
Juvenile Arrests 91
Unknown Age 0

Arrests per 100,000 population 6,743.9

Avg. number offenses/incident 1.22

Domestic Violence Victims

Offense	Total	Arrests
Murder	0	0
Aggravated Assault	42	25
Simple Assault	189	34
Intimidation	36	1
Stalking	3	0
Forcible Rape	1	0
Forcible Sodomy	1	0
Sexual Assault w/Object	0	0
Forcible Fondling	0	0
Incest	0	0
Statutory Rape	0	0
Kidnapping/Abduction	0	0
Total	272	60

TIBRS Group B Arrests

Offense	Adult	Juvenile
Bad Checks	11	0
Curfew/Vagrancy	0	27
Disorderly Conduct	12	0
DUI	61	0
Drunkenness	58	0
Family-Non Violent	10	0
Liquor Law Violation	22	4
Peeping Tom	0	0
Runaway	0	4
Trespass	18	1
All Other Offense	71	4
Total Group B	263	40

TIBRS Group A Offenses	Offenses		Arrests	
	Reported	Cleared	Adult	Juvenile
Crimes Against Persons				
Murder	1	1	1	0
Negligent Manslaughter	0	0	0	0
Kidnapping/Abduction	3	2	2	0
Forcible Rape	4	0	0	0
Forcible Sodomy	2	1	0	0
Sexual Assault w/Object	0	0	0	0
Forcible Fondling	8	3	2	0
Incest	0	0	0	0
Statutory Rape	5	5	3	0
Aggravated Assault	162	96	61	3
Simple Assault	485	104	64	6
Intimidation	164	14	7	0
Stalking	8	2	1	0
Crimes Against Property				
Arson	5	0	0	0
Bribery	0	0	0	0
Burglary	212	19	16	6
Counterfeiting/Forgery	241	56	19	0
Destruction/Damage/Vandalism	299	35	16	2
Embezzlement	16	9	8	0
Extortion/Blackmail	0	0	0	0
Fraud - False Pretenses	277	81	30	0
Fraud - Credit Card/ATM	54	15	1	0
Fraud - Impersonation	18	15	9	1
Fraud - Welfare	0	0	0	0
Fraud - Wire	0	0	0	0
Motor Vehicle Theft	61	9	4	3
Robbery	23	15	18	2
Stolen Property Offense	4	4	6	0
Theft - Pocket Picking	2	1	1	0
Theft - Purse Snatching	1	0	0	0
Theft - Shoplifting	186	124	127	14
Theft from Building	152	23	19	0
Theft from Coin Machine	13	3	0	0
Theft from Motor Vehicle	144	9	7	1
Theft of Motor Vehicle Parts	83	4	3	0
Theft - All Other Larceny	295	34	20	1
Crimes Against Society				
Drug/Narcotic Violations	113	95	85	11
Drug/Narcotic Equipment Violations	60	53	15	1
Gambling-Betting/Wagering	0	0	0	0
Gambling-Operating/Promoting	0	0	0	0
Gambling-Equipment Violation	0	0	0	0
Gambling-Sports Tampering	0	0	0	0
Pornography/Obscene Materials	1	1	1	0
Prostitution	0	0	0	0
Prostitution-Assisting/Promoting	0	0	0	0
Weapon Law Violations	15	13	8	0
Total Group A Offenses	3,117	846	554	51



Atoka Police Department

2002 Population Estimate **4,213**

Offense Overview

Offense Total 277
 Number Cleared 102
 Percent Cleared 36.8%

Group A Crimes per 100,000
 population 6,574.9

Arrest Overview

Total Arrests 172
 Adult Arrests 117
 Juvenile Arrests 54
 Unknown Age 1

Arrests per 100,000 population 4,082.6

Avg. number offenses/incident 1.07

Domestic Violence Victims

Offense	Total	Arrests
Murder	0	0
Aggravated Assault	1	1
Simple Assault	34	28
Intimidation	1	0
Stalking	1	0
Forcible Rape	0	0
Forcible Sodomy	0	0
Sexual Assault w/Object	0	0
Forcible Fondling	0	0
Incest	0	0
Statutory Rape	0	0
Kidnapping/Abduction	0	0
Total	37	29

TIBRS Group B Arrests

Offense	Adult	Juvenile
Bad Checks	0	0
Curfew/Vagrancy	0	3
Disorderly Conduct	3	0
DUI	21	0
Drunkenness	7	1
Family-Non Violent	0	0
Liquor Law Violation	4	3
Peeping Tom	0	0
Runaway	0	2
Trespass	0	0
All Other Offense	6	1
Total Group B	41	10

TIBRS Group A Offenses	Offenses		Arrests	
	Reported	Cleared	Adult	Juvenile
Crimes Against Persons				
Murder	0	0	0	0
Negligent Manslaughter	0	0	0	0
Kidnapping/Abduction	0	0	0	0
Forcible Rape	0	0	0	0
Forcible Sodomy	0	0	0	0
Sexual Assault w/Object	0	0	0	0
Forcible Fondling	0	0	0	0
Incest	0	0	0	0
Statutory Rape	1	1	1	0
Aggravated Assault	6	6	6	0
Simple Assault	54	42	31	11
Intimidation	8	0	0	0
Stalking	3	1	1	0
Crimes Against Property				
Arson	0	0	0	0
Bribery	1	0	0	0
Burglary	14	2	1	6
Counterfeiting/Forgery	0	0	0	0
Destruction/Damage/Vandalism	52	2	0	6
Embezzlement	0	0	0	0
Extortion/Blackmail	0	0	0	0
Fraud - False Pretenses	1	0	0	0
Fraud - Credit Card/ATM	2	0	0	0
Fraud - Impersonation	2	1	0	1
Fraud - Welfare	0	0	0	0
Fraud - Wire	0	0	0	0
Motor Vehicle Theft	14	6	2	4
Robbery	0	0	0	0
Stolen Property Offense	0	0	0	0
Theft - Pocket Picking	0	0	0	0
Theft - Purse Snatching	0	0	0	0
Theft - Shoplifting	4	4	4	1
Theft from Building	5	1	0	0
Theft from Coin Machine	1	0	0	0
Theft from Motor Vehicle	25	2	0	6
Theft of Motor Vehicle Parts	8	0	0	0
Theft - All Other Larceny	46	4	3	0
Crimes Against Society				
Drug/Narcotic Violations	24	24	22	9
Drug/Narcotic Equipment Violations	4	4	3	0
Gambling-Betting/Wagering	0	0	0	0
Gambling-Operating/Promoting	0	0	0	0
Gambling-Equipment Violation	0	0	0	0
Gambling-Sports Tampering	0	0	0	0
Pornography/Obscene Materials	0	0	0	0
Prostitution	0	0	0	0
Prostitution-Assisting/Promoting	0	0	0	0
Weapon Law Violations	2	2	2	0
Total Group A Offenses	277	102	76	44



Baileyton Police Department

2002 Population Estimate 502

Offense Overview

Offense Total 31
Number Cleared 6
Percent Cleared 19.4%

Group A Crimes per 100,000 population 6,175.3

Arrest Overview

Total Arrests 19
Adult Arrests 19
Juvenile Arrests 0
Unknown Age 0

Arrests per 100,000 population 3,784.9

Avg. number offenses/incident 1.00

Domestic Violence Victims

Offense	Total	Arrests
Murder	0	0
Aggravated Assault	0	0
Simple Assault	0	0
Intimidation	0	0
Stalking	0	0
Forcible Rape	0	0
Forcible Sodomy	0	0
Sexual Assault w/Object	0	0
Forcible Fondling	0	0
Incest	0	0
Statutory Rape	0	0
Kidnapping/Abduction	0	0
Total	0	0

TIBRS Group B Arrests

Offense	Adult	Juvenile
Bad Checks	0	0
Curfew/Vagrancy	0	0
Disorderly Conduct	0	0
DUI	5	0
Drunkenness	4	0
Family-Non Violent	0	0
Liquor Law Violation	0	0
Peeping Tom	0	0
Runaway	0	0
Trespass	0	0
All Other Offense	4	0
Total Group B	13	0

TIBRS Group A Offenses	Offenses		Arrests	
	Reported	Cleared	Adult	Juvenile
Crimes Against Persons				
Murder	0	0	0	0
Negligent Manslaughter	0	0	0	0
Kidnapping/Abduction	0	0	0	0
Forcible Rape	0	0	0	0
Forcible Sodomy	0	0	0	0
Sexual Assault w/Object	0	0	0	0
Forcible Fondling	0	0	0	0
Incest	0	0	0	0
Statutory Rape	0	0	0	0
Aggravated Assault	0	0	0	0
Simple Assault	5	0	0	0
Intimidation	0	0	0	0
Stalking	0	0	0	0
Crimes Against Property				
Arson	0	0	0	0
Bribery	0	0	0	0
Burglary	2	0	0	0
Counterfeiting/Forgery	3	0	0	0
Destruction/Damage/Vandalism	2	0	0	0
Embezzlement	0	0	0	0
Extortion/Blackmail	0	0	0	0
Fraud - False Pretenses	1	0	0	0
Fraud - Credit Card/ATM	0	0	0	0
Fraud - Impersonation	1	1	1	0
Fraud - Welfare	0	0	0	0
Fraud - Wire	0	0	0	0
Motor Vehicle Theft	0	0	0	0
Robbery	1	0	0	0
Stolen Property Offense	0	0	0	0
Theft - Pocket Picking	0	0	0	0
Theft - Purse Snatching	0	0	0	0
Theft - Shoplifting	3	1	1	0
Theft from Building	2	0	0	0
Theft from Coin Machine	0	0	0	0
Theft from Motor Vehicle	4	0	0	0
Theft of Motor Vehicle Parts	0	0	0	0
Theft - All Other Larceny	3	0	0	0
Crimes Against Society				
Drug/Narcotic Violations	4	4	4	0
Drug/Narcotic Equipment Violations	0	0	0	0
Gambling-Betting/Wagering	0	0	0	0
Gambling-Operating/Promoting	0	0	0	0
Gambling-Equipment Violation	0	0	0	0
Gambling-Sports Tampering	0	0	0	0
Pornography/Obscene Materials	0	0	0	0
Prostitution	0	0	0	0
Prostitution-Assisting/Promoting	0	0	0	0
Weapon Law Violations	0	0	0	0
Total Group A Offenses	31	6	6	0



Bartlett Police Department

2002 Population Estimate **41,869**

Offense Overview

Offense Total 2,724
 Number Cleared 735
 Percent Cleared 27.0%

Group A Crimes per 100,000
 population 6,506.0

Arrest Overview

Total Arrests 843
 Adult Arrests 780
 Juvenile Arrests 63
 Unknown Age 0

Arrests per 100,000 population 2,013.4

Avg. number offenses/incident 1.06

Domestic Violence Victims

Offense	Total	Arrests
Murder	0	0
Aggravated Assault	31	26
Simple Assault	142	35
Intimidation	42	2
Stalking	0	0
Forcible Rape	1	0
Forcible Sodomy	0	0
Sexual Assault w/Object	0	0
Forcible Fondling	1	0
Incest	0	0
Statutory Rape	0	0
Kidnapping/Abduction	0	0
Total	217	63

TIBRS Group B Arrests

Offense	Adult	Juvenile
Bad Checks	4	0
Curfew/Vagrancy	1	9
Disorderly Conduct	4	9
DUI	110	3
Drunkenness	74	5
Family-Non Violent	2	0
Liquor Law Violation	3	0
Peeping Tom	0	0
Runaway	0	9
Trespass	7	2
All Other Offense	16	2
Total Group B	221	39

TIBRS Group A Offenses	Offenses		Arrests	
	Reported	Cleared	Adult	Juvenile
Crimes Against Persons				
Murder	2	2	1	0
Negligent Manslaughter	0	0	0	0
Kidnapping/Abduction	3	3	1	0
Forcible Rape	6	1	0	0
Forcible Sodomy	0	0	0	0
Sexual Assault w/Object	0	0	0	0
Forcible Fondling	12	2	0	0
Incest	0	0	0	0
Statutory Rape	3	2	2	0
Aggravated Assault	72	55	39	1
Simple Assault	294	104	60	7
Intimidation	197	11	5	0
Stalking	3	0	0	0
Crimes Against Property				
Arson	4	1	0	0
Bribery	0	0	0	0
Burglary	193	10	6	2
Counterfeiting/Forgery	74	17	14	0
Destruction/Damage/Vandalism	351	34	12	2
Embezzlement	4	2	1	1
Extortion/Blackmail	0	0	0	0
Fraud - False Pretenses	27	2	2	0
Fraud - Credit Card/ATM	24	4	5	0
Fraud - Impersonation	72	12	10	0
Fraud - Welfare	0	0	0	0
Fraud - Wire	2	0	0	0
Motor Vehicle Theft	89	13	7	1
Robbery	27	9	6	1
Stolen Property Offense	1	1	1	0
Theft - Pocket Picking	0	0	0	0
Theft - Purse Snatching	3	2	2	0
Theft - Shoplifting	294	213	170	3
Theft from Building	207	25	21	1
Theft from Coin Machine	4	0	0	0
Theft from Motor Vehicle	157	3	2	0
Theft of Motor Vehicle Parts	108	3	1	0
Theft - All Other Larceny	293	13	12	0
Crimes Against Society				
Drug/Narcotic Violations	161	154	149	5
Drug/Narcotic Equipment Violations	19	19	12	0
Gambling-Betting/Wagering	0	0	0	0
Gambling-Operating/Promoting	0	0	0	0
Gambling-Equipment Violation	0	0	0	0
Gambling-Sports Tampering	0	0	0	0
Pornography/Obscene Materials	0	0	0	0
Prostitution	1	1	1	0
Prostitution-Assisting/Promoting	0	0	0	0
Weapon Law Violations	17	17	17	0
Total Group A Offenses	2,724	735	559	24



Baxter Police Department

2002 Population Estimate 1,325

Offense Overview

Offense Total 71
Number Cleared 18
Percent Cleared 25.4%

Group A Crimes per 100,000 population 5,358.5

Arrest Overview

Total Arrests 29
Adult Arrests 28
Juvenile Arrests 1
Unknown Age 0

Arrests per 100,000 population 2,188.7

Avg. number offenses/incident 1.01

Domestic Violence Victims

Offense	Total	Arrests
Murder	0	0
Aggravated Assault	1	1
Simple Assault	6	4
Intimidation	0	0
Stalking	0	0
Forcible Rape	0	0
Forcible Sodomy	0	0
Sexual Assault w/Object	0	0
Forcible Fondling	0	0
Incest	0	0
Statutory Rape	0	0
Kidnapping/Abduction	0	0
Total	7	5

TIBRS Group B Arrests

Offense	Adult	Juvenile
Bad Checks	0	0
Curfew/Vagrancy	0	0
Disorderly Conduct	5	0
DUI	1	0
Drunkenness	4	0
Family-Non Violent	0	0
Liquor Law Violation	0	0
Peeping Tom	0	0
Runaway	0	0
Trespass	0	0
All Other Offense	1	0
Total Group B	11	0

TIBRS Group A Offenses	Offenses		Arrests	
	Reported	Cleared	Adult	Juvenile
Crimes Against Persons				
Murder	0	0	0	0
Negligent Manslaughter	0	0	0	0
Kidnapping/Abduction	0	0	0	0
Forcible Rape	0	0	0	1
Forcible Sodomy	1	1	0	0
Sexual Assault w/Object	0	0	0	0
Forcible Fondling	0	0	0	0
Incest	0	0	0	0
Statutory Rape	1	0	0	0
Aggravated Assault	2	1	1	0
Simple Assault	14	9	7	0
Intimidation	0	0	0	0
Stalking	0	0	0	0
Crimes Against Property				
Arson	0	0	0	0
Bribery	0	0	0	0
Burglary	2	0	0	0
Counterfeiting/Forgery	1	0	0	0
Destruction/Damage/Vandalism	12	0	0	0
Embezzlement	0	0	0	0
Extortion/Blackmail	0	0	0	0
Fraud - False Pretenses	0	0	0	0
Fraud - Credit Card/ATM	0	0	0	0
Fraud - Impersonation	0	0	0	0
Fraud - Welfare	0	0	0	0
Fraud - Wire	0	0	0	0
Motor Vehicle Theft	4	1	1	0
Robbery	1	0	0	0
Stolen Property Offense	1	1	1	0
Theft - Pocket Picking	0	0	0	0
Theft - Purse Snatching	0	0	0	0
Theft - Shoplifting	0	0	0	0
Theft from Building	5	0	0	0
Theft from Coin Machine	1	0	0	0
Theft from Motor Vehicle	8	0	0	0
Theft of Motor Vehicle Parts	4	0	0	0
Theft - All Other Larceny	10	1	3	0
Crimes Against Society				
Drug/Narcotic Violations	4	4	4	0
Drug/Narcotic Equipment Violations	0	0	0	0
Gambling-Betting/Wagering	0	0	0	0
Gambling-Operating/Promoting	0	0	0	0
Gambling-Equipment Violation	0	0	0	0
Gambling-Sports Tampering	0	0	0	0
Pornography/Obscene Materials	0	0	0	0
Prostitution	0	0	0	0
Prostitution-Assisting/Promoting	0	0	0	0
Weapon Law Violations	0	0	0	0
Total Group A Offenses	71	18	17	1



Bean Station Police Department

2002 Population Estimate **2,634**

Offense Overview

Offense Total 405
 Number Cleared 219
 Percent Cleared 54.1%

Group A Crimes per 100,000
 population 15,375.9

Arrest Overview

Total Arrests 276
 Adult Arrests 265
 Juvenile Arrests 11
 Unknown Age 0

Arrests per 100,000 population 10,478.4

Avg. number offenses/incident 1.21

Domestic Violence Victims

Offense	Total	Arrests
Murder	0	0
Aggravated Assault	9	4
Simple Assault	28	14
Intimidation	12	5
Stalking	0	0
Forcible Rape	2	1
Forcible Sodomy	0	0
Sexual Assault w/Object	0	0
Forcible Fondling	0	0
Incest	0	0
Statutory Rape	0	0
Kidnapping/Abduction	1	1
Total	52	25

TIBRS Group B Arrests

Offense	Adult	Juvenile
Bad Checks	0	0
Curfew/Vagrancy	0	0
Disorderly Conduct	5	2
DUI	47	0
Drunkenness	27	1
Family-Non Violent	0	1
Liquor Law Violation	0	0
Peeping Tom	1	0
Runaway	0	0
Trespass	0	0
All Other Offense	20	1
Total Group B	100	5

TIBRS Group A Offenses	Offenses		Arrests	
	Reported	Cleared	Adult	Juvenile
Crimes Against Persons				
Murder	0	0	0	0
Negligent Manslaughter	0	0	0	0
Kidnapping/Abduction	3	3	3	0
Forcible Rape	4	4	2	0
Forcible Sodomy	0	0	0	0
Sexual Assault w/Object	0	0	0	0
Forcible Fondling	2	0	0	0
Incest	0	0	0	0
Statutory Rape	0	0	0	0
Aggravated Assault	17	9	7	0
Simple Assault	46	25	23	1
Intimidation	16	6	6	0
Stalking	1	0	0	0
Crimes Against Property				
Arson	1	1	1	0
Bribery	0	0	0	0
Burglary	40	9	9	0
Counterfeiting/Forgery	6	1	1	0
Destruction/Damage/Vandalism	35	7	2	1
Embezzlement	1	1	1	0
Extortion/Blackmail	0	0	0	0
Fraud - False Pretenses	5	1	0	0
Fraud - Credit Card/ATM	3	1	1	0
Fraud - Impersonation	3	3	3	0
Fraud - Welfare	0	0	0	0
Fraud - Wire	0	0	0	0
Motor Vehicle Theft	14	5	2	1
Robbery	0	0	0	0
Stolen Property Offense	5	5	6	0
Theft - Pocket Picking	0	0	0	0
Theft - Purse Snatching	1	0	0	0
Theft - Shoplifting	9	4	5	0
Theft from Building	5	0	0	0
Theft from Coin Machine	2	0	0	0
Theft from Motor Vehicle	11	0	0	0
Theft of Motor Vehicle Parts	6	0	0	0
Theft - All Other Larceny	44	9	7	0
Crimes Against Society				
Drug/Narcotic Violations	73	73	76	3
Drug/Narcotic Equipment Violations	44	44	5	0
Gambling-Betting/Wagering	0	0	0	0
Gambling-Operating/Promoting	0	0	0	0
Gambling-Equipment Violation	0	0	0	0
Gambling-Sports Tampering	0	0	0	0
Pornography/Obscene Materials	0	0	0	0
Prostitution	0	0	0	0
Prostitution-Assisting/Promoting	0	0	0	0
Weapon Law Violations	8	8	5	0
Total Group A Offenses	405	219	165	6



Belle Meade Police Department

2002 Population Estimate 2,974

Offense Overview

Offense Total 85
 Number Cleared 23
 Percent Cleared 27.1%

Group A Crimes per 100,000
 population 2,858.1

Arrest Overview

Total Arrests 91
 Adult Arrests 66
 Juvenile Arrests 24
 Unknown Age 1

Arrests per 100,000 population 3,059.9

Avg. number offenses/incident 1.15

Domestic Violence Victims

Offense	Total	Arrests
Murder	0	0
Aggravated Assault	0	0
Simple Assault	0	0
Intimidation	0	0
Stalking	0	0
Forcible Rape	0	0
Forcible Sodomy	0	0
Sexual Assault w/Object	0	0
Forcible Fondling	0	0
Incest	0	0
Statutory Rape	0	0
Kidnapping/Abduction	0	0
Total	0	0

TIBRS Group B Arrests

Offense	Adult	Juvenile
Bad Checks	0	0
Curfew/Vagrancy	0	11
Disorderly Conduct	2	0
DUI	25	2
Drunkenness	2	0
Family-Non Violent	0	0
Liquor Law Violation	13	9
Peeping Tom	0	0
Runaway	0	0
Trespass	0	0
All Other Offense	2	0
Total Group B	44	22

TIBRS Group A Offenses	Offenses		Arrests	
	Reported	Cleared	Adult	Juvenile
Crimes Against Persons				
Murder	0	0	0	0
Negligent Manslaughter	0	0	0	0
Kidnapping/Abduction	0	0	0	0
Forcible Rape	0	0	0	0
Forcible Sodomy	0	0	0	0
Sexual Assault w/Object	0	0	0	0
Forcible Fondling	0	0	0	0
Incest	0	0	0	0
Statutory Rape	0	0	0	0
Aggravated Assault	0	0	0	0
Simple Assault	1	1	1	0
Intimidation	4	2	2	0
Stalking	0	0	0	0
Crimes Against Property				
Arson	0	0	0	0
Bribery	0	0	0	0
Burglary	5	1	1	0
Counterfeiting/Forgery	1	0	0	0
Destruction/Damage/Vandalism	20	2	4	0
Embezzlement	0	0	0	0
Extortion/Blackmail	0	0	0	0
Fraud - False Pretenses	2	0	0	0
Fraud - Credit Card/ATM	2	0	0	0
Fraud - Impersonation	0	0	0	0
Fraud - Welfare	0	0	0	0
Fraud - Wire	0	0	0	0
Motor Vehicle Theft	2	2	0	2
Robbery	0	0	0	0
Stolen Property Offense	0	0	0	0
Theft - Pocket Picking	0	0	0	0
Theft - Purse Snatching	0	0	0	0
Theft - Shoplifting	0	0	0	0
Theft from Building	12	1	0	0
Theft from Coin Machine	0	0	0	0
Theft from Motor Vehicle	19	0	0	0
Theft of Motor Vehicle Parts	0	0	0	0
Theft - All Other Larceny	2	0	0	0
Crimes Against Society				
Drug/Narcotic Violations	10	9	9	0
Drug/Narcotic Equipment Violations	5	5	5	0
Gambling-Betting/Wagering	0	0	0	0
Gambling-Operating/Promoting	0	0	0	0
Gambling-Equipment Violation	0	0	0	0
Gambling-Sports Tampering	0	0	0	0
Pornography/Obscene Materials	0	0	0	0
Prostitution	0	0	0	0
Prostitution-Assisting/Promoting	0	0	0	0
Weapon Law Violations	0	0	0	0
Total Group A Offenses	85	23	22	2



Bells Police Department

2002 Population Estimate 2,309

Offense Overview

Offense Total 163
 Number Cleared 57
 Percent Cleared 35.0%

Group A Crimes per 100,000
 population 7,059.3

Arrest Overview

Total Arrests 70
 Adult Arrests 66
 Juvenile Arrests 2
 Unknown Age 2

Arrests per 100,000 population 3,031.6

Avg. number offenses/incident 1.11

Domestic Violence Victims

Offense	Total	Arrests
Murder	0	0
Aggravated Assault	0	0
Simple Assault	8	5
Intimidation	0	0
Stalking	0	0
Forcible Rape	0	0
Forcible Sodomy	0	0
Sexual Assault w/Object	0	0
Forcible Fondling	0	0
Incest	0	0
Statutory Rape	0	0
Kidnapping/Abduction	0	0
Total	8	5

TIBRS Group B Arrests

Offense	Adult	Juvenile
Bad Checks	0	0
Curfew/Vagrancy	0	0
Disorderly Conduct	3	0
DUI	11	0
Drunkenness	5	0
Family-Non Violent	4	0
Liquor Law Violation	0	0
Peeping Tom	0	0
Runaway	0	0
Trespass	2	0
All Other Offense	2	0
Total Group B	27	0

TIBRS Group A Offenses	Offenses		Arrests	
	Reported	Cleared	Adult	Juvenile
Crimes Against Persons				
Murder	0	0	0	0
Negligent Manslaughter	0	0	0	0
Kidnapping/Abduction	0	0	0	0
Forcible Rape	0	0	0	0
Forcible Sodomy	0	0	0	0
Sexual Assault w/Object	0	0	0	0
Forcible Fondling	3	3	2	0
Incest	0	0	0	0
Statutory Rape	0	0	0	0
Aggravated Assault	10	6	4	0
Simple Assault	38	21	15	2
Intimidation	11	1	1	0
Stalking	1	1	1	0
Crimes Against Property				
Arson	0	0	0	0
Bribery	0	0	0	0
Burglary	26	3	2	0
Counterfeiting/Forgery	6	2	1	0
Destruction/Damage/Vandalism	21	4	3	0
Embezzlement	0	0	0	0
Extortion/Blackmail	0	0	0	0
Fraud - False Pretenses	1	0	0	0
Fraud - Credit Card/ATM	1	0	0	0
Fraud - Impersonation	3	2	0	0
Fraud - Welfare	0	0	0	0
Fraud - Wire	0	0	0	0
Motor Vehicle Theft	4	0	0	0
Robbery	1	1	1	0
Stolen Property Offense	0	0	0	0
Theft - Pocket Picking	0	0	0	0
Theft - Purse Snatching	0	0	0	0
Theft - Shoplifting	5	3	3	0
Theft from Building	3	1	1	0
Theft from Coin Machine	0	0	0	0
Theft from Motor Vehicle	4	1	1	0
Theft of Motor Vehicle Parts	6	1	1	0
Theft - All Other Larceny	14	2	1	0
Crimes Against Society				
Drug/Narcotic Violations	2	2	2	0
Drug/Narcotic Equipment Violations	1	1	0	0
Gambling-Betting/Wagering	0	0	0	0
Gambling-Operating/Promoting	0	0	0	0
Gambling-Equipment Violation	0	0	0	0
Gambling-Sports Tampering	0	0	0	0
Pornography/Obscene Materials	0	0	0	0
Prostitution	0	0	0	0
Prostitution-Assisting/Promoting	0	0	0	0
Weapon Law Violations	2	2	0	0
Total Group A Offenses	163	57	39	2



Benton Police Department

2002 Population Estimate **1,137**

Offense Overview

Offense Total 224
 Number Cleared 172
 Percent Cleared 76.8%

Group A Crimes per 100,000
 population 19,701.0

Arrest Overview

Total Arrests 175
 Adult Arrests 155
 Juvenile Arrests 1
 Unknown Age 19

Arrests per 100,000 population 15,391.4

Avg. number offenses/incident 1.36

Domestic Violence Victims

Offense	Total	Arrests
Murder	0	0
Aggravated Assault	1	1
Simple Assault	2	1
Intimidation	0	0
Stalking	0	0
Forcible Rape	0	0
Forcible Sodomy	0	0
Sexual Assault w/Object	0	0
Forcible Fondling	0	0
Incest	0	0
Statutory Rape	0	0
Kidnapping/Abduction	0	0
Total	3	2

TIBRS Group B Arrests

Offense	Adult	Juvenile
Bad Checks	0	0
Curfew/Vagrancy	0	0
Disorderly Conduct	0	0
DUI	16	0
Drunkenness	10	0
Family-Non Violent	1	0
Liquor Law Violation	1	0
Peeping Tom	0	0
Runaway	0	0
Trespass	1	0
All Other Offense	30	1
Total Group B	59	1

TIBRS Group A Offenses	Offenses		Arrests	
	Reported	Cleared	Adult	Juvenile
Crimes Against Persons				
Murder	0	0	0	0
Negligent Manslaughter	0	0	0	0
Kidnapping/Abduction	0	0	0	0
Forcible Rape	0	0	0	0
Forcible Sodomy	0	0	0	0
Sexual Assault w/Object	0	0	0	0
Forcible Fondling	0	0	0	0
Incest	0	0	0	0
Statutory Rape	0	0	0	0
Aggravated Assault	3	3	3	0
Simple Assault	9	4	3	0
Intimidation	2	0	0	0
Stalking	0	0	0	0
Crimes Against Property				
Arson	0	0	0	0
Bribery	0	0	0	0
Burglary	6	1	1	0
Counterfeiting/Forgery	6	4	2	0
Destruction/Damage/Vandalism	14	2	2	0
Embezzlement	1	1	0	0
Extortion/Blackmail	0	0	0	0
Fraud - False Pretenses	3	1	1	0
Fraud - Credit Card/ATM	0	0	0	0
Fraud - Impersonation	2	2	2	0
Fraud - Welfare	0	0	0	0
Fraud - Wire	0	0	0	0
Motor Vehicle Theft	1	0	0	0
Robbery	0	0	0	0
Stolen Property Offense	2	2	1	0
Theft - Pocket Picking	0	0	0	0
Theft - Purse Snatching	0	0	0	0
Theft - Shoplifting	6	4	2	0
Theft from Building	9	3	2	0
Theft from Coin Machine	2	0	0	0
Theft from Motor Vehicle	6	1	0	0
Theft of Motor Vehicle Parts	1	0	0	0
Theft - All Other Larceny	5	0	0	0
Crimes Against Society				
Drug/Narcotic Violations	84	82	66	0
Drug/Narcotic Equipment Violations	52	52	7	0
Gambling-Betting/Wagering	0	0	0	0
Gambling-Operating/Promoting	0	0	0	0
Gambling-Equipment Violation	0	0	0	0
Gambling-Sports Tampering	0	0	0	0
Pornography/Obscene Materials	0	0	0	0
Prostitution	0	0	0	0
Prostitution-Assisting/Promoting	0	0	0	0
Weapon Law Violations	10	10	4	0
Total Group A Offenses	224	172	96	0



Berry Hill Police Department

2002 Population Estimate 683

Offense Overview

Offense Total 239
Number Cleared 72
Percent Cleared 30.1%

Group A Crimes per 100,000 population 34,992.7

Arrest Overview

Total Arrests 196
Adult Arrests 188
Juvenile Arrests 8
Unknown Age 0

Arrests per 100,000 population 28,696.9

Avg. number offenses/incident 1.15

Domestic Violence Victims

Offense	Total	Arrests
Murder	0	0
Aggravated Assault	0	0
Simple Assault	3	0
Intimidation	1	0
Stalking	1	0
Forcible Rape	0	0
Forcible Sodomy	0	0
Sexual Assault w/Object	0	0
Forcible Fondling	0	0
Incest	0	0
Statutory Rape	0	0
Kidnapping/Abduction	0	0
Total	5	0

TIBRS Group B Arrests

Offense	Adult	Juvenile
Bad Checks	0	0
Curfew/Vagrancy	0	0
Disorderly Conduct	6	0
DUI	8	0
Drunkenness	6	1
Family-Non Violent	0	0
Liquor Law Violation	1	0
Peeping Tom	0	0
Runaway	0	1
Trespass	3	0
All Other Offense	120	3
Total Group B	144	5

TIBRS Group A Offenses	Offenses		Arrests	
	Reported	Cleared	Adult	Juvenile
Crimes Against Persons				
Murder	0	0	0	0
Negligent Manslaughter	0	0	0	0
Kidnapping/Abduction	1	0	0	0
Forcible Rape	0	0	0	0
Forcible Sodomy	0	0	0	0
Sexual Assault w/Object	0	0	0	0
Forcible Fondling	0	0	0	0
Incest	0	0	0	0
Statutory Rape	1	1	0	0
Aggravated Assault	4	2	5	0
Simple Assault	9	6	3	0
Intimidation	9	3	1	0
Stalking	1	1	0	0
Crimes Against Property				
Arson	0	0	0	0
Bribery	0	0	0	0
Burglary	10	0	0	0
Counterfeiting/Forgery	7	3	3	0
Destruction/Damage/Vandalism	33	2	0	0
Embezzlement	0	0	0	0
Extortion/Blackmail	0	0	0	0
Fraud - False Pretenses	10	4	2	0
Fraud - Credit Card/ATM	2	0	0	0
Fraud - Impersonation	10	7	3	0
Fraud - Welfare	0	0	0	0
Fraud - Wire	0	0	0	0
Motor Vehicle Theft	9	1	0	0
Robbery	3	2	2	3
Stolen Property Offense	0	0	0	0
Theft - Pocket Picking	0	0	0	0
Theft - Purse Snatching	1	0	0	0
Theft - Shoplifting	31	8	7	0
Theft from Building	16	4	0	0
Theft from Coin Machine	1	0	0	0
Theft from Motor Vehicle	22	1	0	0
Theft of Motor Vehicle Parts	4	0	0	0
Theft - All Other Larceny	13	1	4	0
Crimes Against Society				
Drug/Narcotic Violations	22	15	9	0
Drug/Narcotic Equipment Violations	16	7	3	0
Gambling-Betting/Wagering	0	0	0	0
Gambling-Operating/Promoting	0	0	0	0
Gambling-Equipment Violation	1	1	0	0
Gambling-Sports Tampering	0	0	0	0
Pornography/Obscene Materials	0	0	0	0
Prostitution	0	0	0	0
Prostitution-Assisting/Promoting	0	0	0	0
Weapon Law Violations	3	3	2	0
Total Group A Offenses	239	72	44	3



Bethel Springs Police Department

2002 Population Estimate 761

Offense Overview

Offense Total 3
 Number Cleared 3
 Percent Cleared 100.0%

Group A Crimes per 100,000
 population 394.2

Arrest Overview

Total Arrests 4
 Adult Arrests 4
 Juvenile Arrests 0
 Unknown Age 0

Arrests per 100,000 population 525.6

Avg. number offenses/incident 1.00

Domestic Violence Victims

Offense	Total	Arrests
Murder	0	0
Aggravated Assault	2	2
Simple Assault	0	0
Intimidation	0	0
Stalking	0	0
Forcible Rape	0	0
Forcible Sodomy	0	0
Sexual Assault w/Object	0	0
Forcible Fondling	0	0
Incest	0	0
Statutory Rape	0	0
Kidnapping/Abduction	0	0
Total	2	2

TIBRS Group B Arrests

Offense	Adult	Juvenile
Bad Checks	0	0
Curfew/Vagrancy	0	0
Disorderly Conduct	0	0
DUI	0	0
Drunkenness	0	0
Family-Non Violent	0	0
Liquor Law Violation	0	0
Peeping Tom	0	0
Runaway	0	0
Trespass	0	0
All Other Offense	1	0
Total Group B	1	0

TIBRS Group A Offenses	Offenses		Arrests	
	Reported	Cleared	Adult	Juvenile
Crimes Against Persons				
Murder	0	0	0	0
Negligent Manslaughter	0	0	0	0
Kidnapping/Abduction	0	0	0	0
Forcible Rape	0	0	0	0
Forcible Sodomy	0	0	0	0
Sexual Assault w/Object	0	0	0	0
Forcible Fondling	0	0	0	0
Incest	0	0	0	0
Statutory Rape	0	0	0	0
Aggravated Assault	2	2	2	0
Simple Assault	0	0	0	0
Intimidation	0	0	0	0
Stalking	0	0	0	0
Crimes Against Property				
Arson	0	0	0	0
Bribery	0	0	0	0
Burglary	0	0	0	0
Counterfeiting/Forgery	0	0	0	0
Destruction/Damage/Vandalism	0	0	0	0
Embezzlement	0	0	0	0
Extortion/Blackmail	0	0	0	0
Fraud - False Pretenses	0	0	0	0
Fraud - Credit Card/ATM	0	0	0	0
Fraud - Impersonation	0	0	0	0
Fraud - Welfare	0	0	0	0
Fraud - Wire	0	0	0	0
Motor Vehicle Theft	0	0	0	0
Robbery	0	0	0	0
Stolen Property Offense	0	0	0	0
Theft - Pocket Picking	0	0	0	0
Theft - Purse Snatching	0	0	0	0
Theft - Shoplifting	0	0	0	0
Theft from Building	0	0	0	0
Theft from Coin Machine	0	0	0	0
Theft from Motor Vehicle	0	0	0	0
Theft of Motor Vehicle Parts	0	0	0	0
Theft - All Other Larceny	1	1	1	0
Crimes Against Society				
Drug/Narcotic Violations	0	0	0	0
Drug/Narcotic Equipment Violations	0	0	0	0
Gambling-Betting/Wagering	0	0	0	0
Gambling-Operating/Promoting	0	0	0	0
Gambling-Equipment Violation	0	0	0	0
Gambling-Sports Tampering	0	0	0	0
Pornography/Obscene Materials	0	0	0	0
Prostitution	0	0	0	0
Prostitution-Assisting/Promoting	0	0	0	0
Weapon Law Violations	0	0	0	0
Total Group A Offenses	3	3	3	0



Big Sandy Police Department

2002 Population Estimate 519

Offense Overview

Offense Total 28
Number Cleared 27
Percent Cleared 96.4%

Group A Crimes per 100,000 population 5,395.0

Arrest Overview

Total Arrests 28
Adult Arrests 25
Juvenile Arrests 2
Unknown Age 1

Arrests per 100,000 population 5,395.0

Avg. number offenses/incident 1.40

Domestic Violence Victims

Offense	Total	Arrests
Murder	0	0
Aggravated Assault	0	0
Simple Assault	4	4
Intimidation	0	0
Stalking	1	1
Forcible Rape	0	0
Forcible Sodomy	0	0
Sexual Assault w/Object	0	0
Forcible Fondling	0	0
Incest	0	0
Statutory Rape	0	0
Kidnapping/Abduction	0	0
Total	5	5

TIBRS Group B Arrests

Offense	Adult	Juvenile
Bad Checks	0	0
Curfew/Vagrancy	0	0
Disorderly Conduct	0	0
DUI	4	0
Drunkenness	0	0
Family-Non Violent	0	0
Liquor Law Violation	2	0
Peeping Tom	0	0
Runaway	0	0
Trespass	1	0
All Other Offense	2	1
Total Group B	9	1

TIBRS Group A Offenses	Offenses		Arrests	
	Reported	Cleared	Adult	Juvenile
Crimes Against Persons				
Murder	0	0	0	0
Negligent Manslaughter	0	0	0	0
Kidnapping/Abduction	0	0	0	0
Forcible Rape	0	0	0	0
Forcible Sodomy	0	0	0	0
Sexual Assault w/Object	0	0	0	0
Forcible Fondling	0	0	0	0
Incest	0	0	0	0
Statutory Rape	0	0	0	0
Aggravated Assault	1	1	0	1
Simple Assault	4	4	4	0
Intimidation	0	0	0	0
Stalking	1	1	1	0
Crimes Against Property				
Arson	0	0	0	0
Bribery	0	0	0	0
Burglary	2	1	0	0
Counterfeiting/Forgery	1	1	1	0
Destruction/Damage/Vandalism	2	2	1	0
Embezzlement	0	0	0	0
Extortion/Blackmail	0	0	0	0
Fraud - False Pretenses	3	3	0	0
Fraud - Credit Card/ATM	0	0	0	0
Fraud - Impersonation	0	0	0	0
Fraud - Welfare	0	0	0	0
Fraud - Wire	0	0	0	0
Motor Vehicle Theft	0	0	0	0
Robbery	0	0	0	0
Stolen Property Offense	0	0	0	0
Theft - Pocket Picking	0	0	0	0
Theft - Purse Snatching	0	0	0	0
Theft - Shoplifting	0	0	0	0
Theft from Building	1	1	1	0
Theft from Coin Machine	0	0	0	0
Theft from Motor Vehicle	0	0	0	0
Theft of Motor Vehicle Parts	0	0	0	0
Theft - All Other Larceny	0	0	0	0
Crimes Against Society				
Drug/Narcotic Violations	8	8	8	0
Drug/Narcotic Equipment Violations	5	5	0	0
Gambling-Betting/Wagering	0	0	0	0
Gambling-Operating/Promoting	0	0	0	0
Gambling-Equipment Violation	0	0	0	0
Gambling-Sports Tampering	0	0	0	0
Pornography/Obscene Materials	0	0	0	0
Prostitution	0	0	0	0
Prostitution-Assisting/Promoting	0	0	0	0
Weapon Law Violations	0	0	0	0
Total Group A Offenses	28	27	16	1



Blaine Police Department

2002 Population Estimate 1,624

Offense Overview

Offense Total 47
Number Cleared 18
Percent Cleared 38.3%

Group A Crimes per 100,000 population 2,894.1

Arrest Overview

Total Arrests 38
Adult Arrests 34
Juvenile Arrests 3
Unknown Age 1

Arrests per 100,000 population 2,339.9

Avg. number offenses/incident 1.15

Domestic Violence Victims

Offense	Total	Arrests
Murder	0	0
Aggravated Assault	0	0
Simple Assault	5	3
Intimidation	0	0
Stalking	0	0
Forcible Rape	1	0
Forcible Sodomy	0	0
Sexual Assault w/Object	0	0
Forcible Fondling	0	0
Incest	0	0
Statutory Rape	0	0
Kidnapping/Abduction	0	0
Total	6	3

TIBRS Group B Arrests

Offense	Adult	Juvenile
Bad Checks	0	0
Curfew/Vagrancy	0	0
Disorderly Conduct	2	1
DUI	3	0
Drunkenness	10	0
Family-Non Violent	0	1
Liquor Law Violation	0	0
Peeping Tom	0	0
Runaway	0	0
Trespass	0	0
All Other Offense	4	0
Total Group B	19	2

TIBRS Group A Offenses	Offenses		Arrests	
	Reported	Cleared	Adult	Juvenile
Crimes Against Persons				
Murder	0	0	0	0
Negligent Manslaughter	0	0	0	0
Kidnapping/Abduction	0	0	0	0
Forcible Rape	1	0	0	0
Forcible Sodomy	0	0	0	0
Sexual Assault w/Object	0	0	0	0
Forcible Fondling	1	0	0	0
Incest	0	0	0	0
Statutory Rape	0	0	0	0
Aggravated Assault	2	0	0	0
Simple Assault	6	4	3	0
Intimidation	0	0	0	0
Stalking	0	0	0	0
Crimes Against Property				
Arson	0	0	0	0
Bribery	0	0	0	0
Burglary	7	1	1	0
Counterfeiting/Forgery	1	0	0	0
Destruction/Damage/Vandalism	7	0	0	0
Embezzlement	0	0	0	0
Extortion/Blackmail	0	0	0	0
Fraud - False Pretenses	0	0	0	0
Fraud - Credit Card/ATM	0	0	0	0
Fraud - Impersonation	0	0	0	0
Fraud - Welfare	0	0	0	0
Fraud - Wire	0	0	0	0
Motor Vehicle Theft	1	1	1	0
Robbery	0	0	0	0
Stolen Property Offense	0	0	0	0
Theft - Pocket Picking	0	0	0	0
Theft - Purse Snatching	0	0	0	0
Theft - Shoplifting	2	2	2	0
Theft from Building	5	2	0	1
Theft from Coin Machine	0	0	0	0
Theft from Motor Vehicle	1	0	0	0
Theft of Motor Vehicle Parts	1	0	0	0
Theft - All Other Larceny	4	0	0	0
Crimes Against Society				
Drug/Narcotic Violations	5	5	7	0
Drug/Narcotic Equipment Violations	3	3	1	0
Gambling-Betting/Wagering	0	0	0	0
Gambling-Operating/Promoting	0	0	0	0
Gambling-Equipment Violation	0	0	0	0
Gambling-Sports Tampering	0	0	0	0
Pornography/Obscene Materials	0	0	0	0
Prostitution	0	0	0	0
Prostitution-Assisting/Promoting	0	0	0	0
Weapon Law Violations	0	0	0	0
Total Group A Offenses	47	18	15	1



Bluff City Police Department

2002 Population Estimate 1,554

Offense Overview

Offense Total 129
Number Cleared 81
Percent Cleared 62.8%

Group A Crimes per 100,000 population 8,301.2

Arrest Overview

Total Arrests 142
Adult Arrests 138
Juvenile Arrests 4
Unknown Age 0

Arrests per 100,000 population 9,137.7

Avg. number offenses/incident 1.18

Domestic Violence Victims

Offense	Total	Arrests
Murder	0	0
Aggravated Assault	1	1
Simple Assault	11	10
Intimidation	0	0
Stalking	0	0
Forcible Rape	0	0
Forcible Sodomy	0	0
Sexual Assault w/Object	0	0
Forcible Fondling	0	0
Incest	0	0
Statutory Rape	0	0
Kidnapping/Abduction	0	0
Total	12	11

TIBRS Group B Arrests

Offense	Adult	Juvenile
Bad Checks	1	0
Curfew/Vagrancy	0	0
Disorderly Conduct	3	0
DUI	57	0
Drunkenness	7	0
Family-Non Violent	0	0
Liquor Law Violation	2	0
Peeping Tom	0	0
Runaway	0	2
Trespass	1	0
All Other Offense	4	0
Total Group B	75	2

TIBRS Group A Offenses	Offenses		Arrests	
	Reported	Cleared	Adult	Juvenile
Crimes Against Persons				
Murder	0	0	0	0
Negligent Manslaughter	0	0	0	0
Kidnapping/Abduction	1	1	0	0
Forcible Rape	0	0	0	0
Forcible Sodomy	1	0	0	0
Sexual Assault w/Object	0	0	0	0
Forcible Fondling	0	0	0	0
Incest	0	0	0	0
Statutory Rape	0	0	0	0
Aggravated Assault	4	3	3	0
Simple Assault	18	17	14	1
Intimidation	3	2	2	0
Stalking	0	0	0	0
Crimes Against Property				
Arson	1	1	1	0
Bribery	0	0	0	0
Burglary	5	1	1	0
Counterfeiting/Forgery	6	3	4	0
Destruction/Damage/Vandalism	10	2	1	0
Embezzlement	0	0	0	0
Extortion/Blackmail	0	0	0	0
Fraud - False Pretenses	0	0	0	0
Fraud - Credit Card/ATM	1	1	1	0
Fraud - Impersonation	0	0	0	0
Fraud - Welfare	0	0	0	0
Fraud - Wire	0	0	0	0
Motor Vehicle Theft	2	0	0	0
Robbery	0	0	0	0
Stolen Property Offense	0	0	0	0
Theft - Pocket Picking	0	0	0	0
Theft - Purse Snatching	1	1	1	0
Theft - Shoplifting	1	0	0	0
Theft from Building	12	3	2	0
Theft from Coin Machine	3	0	0	0
Theft from Motor Vehicle	4	1	0	0
Theft of Motor Vehicle Parts	1	0	0	0
Theft - All Other Larceny	13	3	3	0
Crimes Against Society				
Drug/Narcotic Violations	29	29	28	1
Drug/Narcotic Equipment Violations	9	9	0	0
Gambling-Betting/Wagering	0	0	0	0
Gambling-Operating/Promoting	0	0	0	0
Gambling-Equipment Violation	0	0	0	0
Gambling-Sports Tampering	0	0	0	0
Pornography/Obscene Materials	0	0	0	0
Prostitution	0	0	0	0
Prostitution-Assisting/Promoting	0	0	0	0
Weapon Law Violations	4	4	2	0
Total Group A Offenses	129	81	63	2



Bolivar Police Department

2002 Population Estimate **5,747**

Offense Overview

Offense Total 1,154
 Number Cleared 464
 Percent Cleared 40.2%

Group A Crimes per 100,000
 population 20,080.0

Arrest Overview

Total Arrests 550
 Adult Arrests 438
 Juvenile Arrests 112
 Unknown Age 0

Arrests per 100,000 population 9,570.2

Avg. number offenses/incident 1.28

Domestic Violence Victims

Offense	Total	Arrests
Murder	0	0
Aggravated Assault	9	7
Simple Assault	38	29
Intimidation	1	1
Stalking	0	0
Forcible Rape	2	2
Forcible Sodomy	0	0
Sexual Assault w/Object	0	0
Forcible Fondling	0	0
Incest	0	0
Statutory Rape	0	0
Kidnapping/Abduction	0	0
Total	50	39

TIBRS Group B Arrests

Offense	Adult	Juvenile
Bad Checks	0	0
Curfew/Vagrancy	0	15
Disorderly Conduct	12	6
DUI	26	0
Drunkenness	10	0
Family-Non Violent	1	0
Liquor Law Violation	25	2
Peeping Tom	0	0
Runaway	0	2
Trespass	7	0
All Other Offense	33	5
Total Group B	114	30

TIBRS Group A Offenses	Offenses		Arrests	
	Reported	Cleared	Adult	Juvenile
Crimes Against Persons				
Murder	0	0	0	0
Negligent Manslaughter	0	0	0	0
Kidnapping/Abduction	0	0	0	0
Forcible Rape	3	2	0	2
Forcible Sodomy	0	0	0	0
Sexual Assault w/Object	0	0	0	0
Forcible Fondling	1	0	0	0
Incest	0	0	0	0
Statutory Rape	2	1	1	0
Aggravated Assault	35	26	19	6
Simple Assault	174	133	90	28
Intimidation	22	10	7	0
Stalking	0	0	0	0
Crimes Against Property				
Arson	2	0	0	0
Bribery	0	0	0	0
Burglary	164	13	12	1
Counterfeiting/Forgery	38	10	5	0
Destruction/Damage/Vandalism	169	36	13	5
Embezzlement	5	4	5	0
Extortion/Blackmail	0	0	0	0
Fraud - False Pretenses	31	5	0	0
Fraud - Credit Card/ATM	5	3	1	0
Fraud - Impersonation	2	2	1	0
Fraud - Welfare	0	0	0	0
Fraud - Wire	1	0	0	0
Motor Vehicle Theft	24	2	0	2
Robbery	6	3	3	0
Stolen Property Offense	9	4	1	0
Theft - Pocket Picking	0	0	0	0
Theft - Purse Snatching	1	0	0	0
Theft - Shoplifting	51	41	34	19
Theft from Building	23	3	3	1
Theft from Coin Machine	3	0	0	0
Theft from Motor Vehicle	87	7	6	0
Theft of Motor Vehicle Parts	37	3	4	0
Theft - All Other Larceny	109	13	12	2
Crimes Against Society				
Drug/Narcotic Violations	92	87	89	11
Drug/Narcotic Equipment Violations	41	41	13	0
Gambling-Betting/Wagering	0	0	0	0
Gambling-Operating/Promoting	0	0	0	0
Gambling-Equipment Violation	1	1	0	0
Gambling-Sports Tampering	0	0	0	0
Pornography/Obscene Materials	0	0	0	0
Prostitution	0	0	0	0
Prostitution-Assisting/Promoting	0	0	0	0
Weapon Law Violations	16	14	5	5
Total Group A Offenses	1,154	464	324	82



Bradford Police Department

2002 Population Estimate 1,099

Offense Overview

Offense Total 67
 Number Cleared 26
 Percent Cleared 38.8%

Group A Crimes per 100,000
 population 6,096.5

Arrest Overview

Total Arrests 33
 Adult Arrests 30
 Juvenile Arrests 3
 Unknown Age 0

Arrests per 100,000 population 3,002.7

Avg. number offenses/incident 1.31

Domestic Violence Victims

Offense	Total	Arrests
Murder	0	0
Aggravated Assault	1	0
Simple Assault	8	2
Intimidation	3	0
Stalking	0	0
Forcible Rape	0	0
Forcible Sodomy	0	0
Sexual Assault w/Object	0	0
Forcible Fondling	0	0
Incest	0	0
Statutory Rape	0	0
Kidnapping/Abduction	0	0
Total	12	2

TIBRS Group B Arrests

Offense	Adult	Juvenile
Bad Checks	0	0
Curfew/Vagrancy	0	0
Disorderly Conduct	0	0
DUI	5	0
Drunkenness	3	0
Family-Non Violent	0	0
Liquor Law Violation	10	2
Peeping Tom	0	0
Runaway	0	0
Trespass	0	0
All Other Offense	0	0
Total Group B	18	2

TIBRS Group A Offenses	Offenses		Arrests	
	Reported	Cleared	Adult	Juvenile
Crimes Against Persons				
Murder	0	0	0	0
Negligent Manslaughter	0	0	0	0
Kidnapping/Abduction	1	0	0	0
Forcible Rape	0	0	0	0
Forcible Sodomy	0	0	0	0
Sexual Assault w/Object	0	0	0	0
Forcible Fondling	0	0	0	0
Incest	0	0	0	0
Statutory Rape	0	0	0	0
Aggravated Assault	12	8	2	1
Simple Assault	12	5	7	0
Intimidation	10	5	0	0
Stalking	1	0	0	0
Crimes Against Property				
Arson	0	0	0	0
Bribery	0	0	0	0
Burglary	7	0	0	0
Counterfeiting/Forgery	0	0	0	0
Destruction/Damage/Vandalism	14	3	0	0
Embezzlement	0	0	0	0
Extortion/Blackmail	0	0	0	0
Fraud - False Pretenses	0	0	0	0
Fraud - Credit Card/ATM	0	0	0	0
Fraud - Impersonation	0	0	0	0
Fraud - Welfare	0	0	0	0
Fraud - Wire	0	0	0	0
Motor Vehicle Theft	0	0	0	0
Robbery	0	0	0	0
Stolen Property Offense	0	0	0	0
Theft - Pocket Picking	0	0	0	0
Theft - Purse Snatching	0	0	0	0
Theft - Shoplifting	0	0	0	0
Theft from Building	1	0	0	0
Theft from Coin Machine	1	0	0	0
Theft from Motor Vehicle	1	0	0	0
Theft of Motor Vehicle Parts	0	0	0	0
Theft - All Other Larceny	2	0	0	0
Crimes Against Society				
Drug/Narcotic Violations	2	2	2	0
Drug/Narcotic Equipment Violations	2	2	1	0
Gambling-Betting/Wagering	0	0	0	0
Gambling-Operating/Promoting	0	0	0	0
Gambling-Equipment Violation	0	0	0	0
Gambling-Sports Tampering	0	0	0	0
Pornography/Obscene Materials	0	0	0	0
Prostitution	0	0	0	0
Prostitution-Assisting/Promoting	0	0	0	0
Weapon Law Violations	1	1	0	0
Total Group A Offenses	67	26	12	1



Brentwood Police Department

2002 Population Estimate **27,756**

Offense Overview

Offense Total 1,000
 Number Cleared 311
 Percent Cleared 31.1%

Group A Crimes per 100,000
 population 3,602.8

Arrest Overview

Total Arrests 382
 Adult Arrests 336
 Juvenile Arrests 46
 Unknown Age 0

Arrests per 100,000 population 1,376.3

Avg. number offenses/incident 1.09

Domestic Violence Victims

Offense	Total	Arrests
Murder	0	0
Aggravated Assault	3	1
Simple Assault	33	16
Intimidation	0	0
Stalking	0	0
Forcible Rape	0	0
Forcible Sodomy	0	0
Sexual Assault w/Object	0	0
Forcible Fondling	0	0
Incest	0	0
Statutory Rape	0	0
Kidnapping/Abduction	0	0
Total	36	17

TIBRS Group B Arrests

Offense	Adult	Juvenile
Bad Checks	0	0
Curfew/Vagrancy	0	1
Disorderly Conduct	2	1
DUI	58	1
Drunkenness	12	1
Family-Non Violent	0	0
Liquor Law Violation	6	2
Peeping Tom	0	0
Runaway	0	4
Trespass	0	0
All Other Offense	48	6
Total Group B	126	16

TIBRS Group A Offenses	Offenses		Arrests	
	Reported	Cleared	Adult	Juvenile
Crimes Against Persons				
Murder	0	0	0	0
Negligent Manslaughter	0	0	0	0
Kidnapping/Abduction	1	0	1	0
Forcible Rape	2	0	0	0
Forcible Sodomy	0	0	0	0
Sexual Assault w/Object	3	1	1	0
Forcible Fondling	5	0	0	0
Incest	0	0	0	0
Statutory Rape	0	0	0	0
Aggravated Assault	18	10	6	1
Simple Assault	73	37	19	5
Intimidation	10	4	1	0
Stalking	0	0	0	0
Crimes Against Property				
Arson	3	2	0	2
Bribery	0	0	0	0
Burglary	66	8	4	1
Counterfeiting/Forgery	22	8	10	0
Destruction/Damage/Vandalism	121	5	1	0
Embezzlement	10	3	1	0
Extortion/Blackmail	0	0	0	0
Fraud - False Pretenses	38	4	2	0
Fraud - Credit Card/ATM	19	3	4	0
Fraud - Impersonation	1	1	2	0
Fraud - Welfare	0	0	0	0
Fraud - Wire	0	0	0	0
Motor Vehicle Theft	14	0	0	0
Robbery	8	4	6	2
Stolen Property Offense	5	4	4	0
Theft - Pocket Picking	2	0	0	0
Theft - Purse Snatching	0	0	0	0
Theft - Shoplifting	49	33	25	4
Theft from Building	71	5	4	0
Theft from Coin Machine	1	0	0	0
Theft from Motor Vehicle	112	2	2	0
Theft of Motor Vehicle Parts	15	0	0	0
Theft - All Other Larceny	144	15	12	2
Crimes Against Society				
Drug/Narcotic Violations	111	94	79	10
Drug/Narcotic Equipment Violations	68	61	25	1
Gambling-Betting/Wagering	0	0	0	0
Gambling-Operating/Promoting	0	0	0	0
Gambling-Equipment Violation	0	0	0	0
Gambling-Sports Tampering	0	0	0	0
Pornography/Obscene Materials	1	0	0	0
Prostitution	0	0	0	0
Prostitution-Assisting/Promoting	0	0	0	0
Weapon Law Violations	7	7	1	2
Total Group A Offenses	1,000	311	210	30



Brighton Police Department

2002 Population Estimate 1,920

Offense Overview

Offense Total 125
Number Cleared 25
Percent Cleared 20.0%

Group A Crimes per 100,000 population 6,510.4

Arrest Overview

Total Arrests 37
Adult Arrests 14
Juvenile Arrests 19
Unknown Age 4

Arrests per 100,000 population 1,927.1

Avg. number offenses/incident 1.09

Domestic Violence Victims

Offense	Total	Arrests
Murder	0	0
Aggravated Assault	0	0
Simple Assault	2	1
Intimidation	0	0
Stalking	0	0
Forcible Rape	0	0
Forcible Sodomy	0	0
Sexual Assault w/Object	0	0
Forcible Fondling	0	0
Incest	0	0
Statutory Rape	0	0
Kidnapping/Abduction	0	0
Total	2	1

TIBRS Group B Arrests

Offense	Adult	Juvenile
Bad Checks	0	0
Curfew/Vagrancy	0	0
Disorderly Conduct	2	0
DUI	3	0
Drunkenness	2	0
Family-Non Violent	1	0
Liquor Law Violation	1	0
Peeping Tom	0	0
Runaway	0	0
Trespass	0	0
All Other Offense	0	2
Total Group B	9	2

TIBRS Group A Offenses	Offenses		Arrests	
	Reported	Cleared	Adult	Juvenile
Crimes Against Persons				
Murder	0	0	0	0
Negligent Manslaughter	0	0	0	0
Kidnapping/Abduction	0	0	0	0
Forcible Rape	1	0	0	0
Forcible Sodomy	2	0	0	0
Sexual Assault w/Object	0	0	0	0
Forcible Fondling	2	1	1	0
Incest	0	0	0	0
Statutory Rape	1	0	0	0
Aggravated Assault	10	9	0	6
Simple Assault	14	3	1	1
Intimidation	13	0	0	0
Stalking	0	0	0	0
Crimes Against Property				
Arson	1	0	0	0
Bribery	0	0	0	0
Burglary	18	0	0	0
Counterfeiting/Forgery	3	0	0	0
Destruction/Damage/Vandalism	20	1	0	3
Embezzlement	0	0	0	0
Extortion/Blackmail	0	0	0	0
Fraud - False Pretenses	2	0	0	0
Fraud - Credit Card/ATM	0	0	0	0
Fraud - Impersonation	0	0	0	0
Fraud - Welfare	0	0	0	0
Fraud - Wire	0	0	0	0
Motor Vehicle Theft	2	0	0	0
Robbery	1	0	0	0
Stolen Property Offense	0	0	0	0
Theft - Pocket Picking	1	0	0	0
Theft - Purse Snatching	0	0	0	0
Theft - Shoplifting	1	0	0	0
Theft from Building	6	0	0	0
Theft from Coin Machine	0	0	0	0
Theft from Motor Vehicle	2	0	0	0
Theft of Motor Vehicle Parts	3	0	0	0
Theft - All Other Larceny	11	0	0	0
Crimes Against Society				
Drug/Narcotic Violations	7	7	3	4
Drug/Narcotic Equipment Violations	1	1	0	1
Gambling-Betting/Wagering	0	0	0	0
Gambling-Operating/Promoting	0	0	0	0
Gambling-Equipment Violation	0	0	0	0
Gambling-Sports Tampering	0	0	0	0
Pornography/Obscene Materials	0	0	0	0
Prostitution	0	0	0	0
Prostitution-Assisting/Promoting	0	0	0	0
Weapon Law Violations	3	3	0	2
Total Group A Offenses	125	25	5	17



Bristol Police Department

2002 Population Estimate 24,889

Offense Overview

Offense Total 3,407
Number Cleared 1,290
Percent Cleared 37.9%

Group A Crimes per 100,000 population 13,688.8

Arrest Overview

Total Arrests 1,520
Adult Arrests 1,203
Juvenile Arrests 317
Unknown Age 0

Arrests per 100,000 population 6,107.1

Avg. number offenses/incident 1.17

Domestic Violence Victims

Offense	Total	Arrests
Murder	0	0
Aggravated Assault	15	12
Simple Assault	214	124
Intimidation	12	1
Stalking	5	0
Forcible Rape	2	1
Forcible Sodomy	0	0
Sexual Assault w/Object	0	0
Forcible Fondling	2	1
Incest	0	0
Statutory Rape	0	0
Kidnapping/Abduction	0	0
Total	250	139

TIBRS Group B Arrests

Offense	Adult	Juvenile
Bad Checks	1	0
Curfew/Vagrancy	1	53
Disorderly Conduct	22	14
DUI	153	1
Drunkenness	201	0
Family-Non Violent	0	0
Liquor Law Violation	50	19
Peeping Tom	0	0
Runaway	0	34
Trespass	3	3
All Other Offense	65	29
Total Group B	496	153

TIBRS Group A Offenses	Offenses		Arrests	
	Reported	Cleared	Adult	Juvenile
Crimes Against Persons				
Murder	1	0	1	0
Negligent Manslaughter	0	0	0	0
Kidnapping/Abduction	3	1	1	0
Forcible Rape	11	6	5	1
Forcible Sodomy	1	1	0	1
Sexual Assault w/Object	1	1	0	0
Forcible Fondling	11	9	1	4
Incest	0	0	0	0
Statutory Rape	2	2	0	0
Aggravated Assault	83	46	33	4
Simple Assault	577	355	221	22
Intimidation	90	29	6	1
Stalking	12	2	1	0
Crimes Against Property				
Arson	9	3	0	3
Bribery	0	0	0	0
Burglary	208	33	11	7
Counterfeiting/Forgery	199	104	85	2
Destruction/Damage/Vandalism	574	115	33	40
Embezzlement	19	9	4	1
Extortion/Blackmail	0	0	0	0
Fraud - False Pretenses	262	126	28	1
Fraud - Credit Card/ATM	25	5	2	0
Fraud - Impersonation	22	15	9	3
Fraud - Welfare	0	0	0	0
Fraud - Wire	1	0	0	0
Motor Vehicle Theft	71	11	6	4
Robbery	16	8	5	1
Stolen Property Offense	5	5	5	0
Theft - Pocket Picking	4	0	0	0
Theft - Purse Snatching	0	0	0	0
Theft - Shoplifting	119	88	74	13
Theft from Building	177	37	19	5
Theft from Coin Machine	12	1	1	0
Theft from Motor Vehicle	179	25	13	3
Theft of Motor Vehicle Parts	128	5	4	0
Theft - All Other Larceny	391	61	23	25
Crimes Against Society				
Drug/Narcotic Violations	105	100	88	15
Drug/Narcotic Equipment Violations	73	71	22	4
Gambling-Betting/Wagering	0	0	0	0
Gambling-Operating/Promoting	0	0	0	0
Gambling-Equipment Violation	0	0	0	0
Gambling-Sports Tampering	0	0	0	0
Pornography/Obscene Materials	0	0	0	0
Prostitution	0	0	0	0
Prostitution-Assisting/Promoting	0	0	0	0
Weapon Law Violations	16	16	6	4
Total Group A Offenses	3,407	1,290	707	164



Brownsville Police Department

2002 Population Estimate 10,707

Offense Overview

Offense Total 1,686
Number Cleared 785
Percent Cleared 46.6%

Group A Crimes per 100,000 population 15,746.7

Arrest Overview

Total Arrests 893
Adult Arrests 768
Juvenile Arrests 122
Unknown Age 3

Arrests per 100,000 population 8,340.3

Avg. number offenses/incident 1.22

Domestic Violence Victims

Offense	Total	Arrests
Murder	0	0
Aggravated Assault	36	20
Simple Assault	103	66
Intimidation	3	1
Stalking	4	3
Forcible Rape	0	0
Forcible Sodomy	0	0
Sexual Assault w/Object	0	0
Forcible Fondling	0	0
Incest	0	0
Statutory Rape	0	0
Kidnapping/Abduction	3	3
Total	149	93

TIBRS Group B Arrests

Offense	Adult	Juvenile
Bad Checks	0	0
Curfew/Vagrancy	0	0
Disorderly Conduct	22	10
DUI	71	0
Drunkenness	30	0
Family-Non Violent	4	0
Liquor Law Violation	23	4
Peeping Tom	0	0
Runaway	0	0
Trespass	16	6
All Other Offense	45	17
Total Group B	211	37

TIBRS Group A Offenses	Offenses		Arrests	
	Reported	Cleared	Adult	Juvenile
Crimes Against Persons				
Murder	1	1	1	0
Negligent Manslaughter	0	0	0	0
Kidnapping/Abduction	6	5	5	0
Forcible Rape	6	1	1	1
Forcible Sodomy	0	0	0	0
Sexual Assault w/Object	0	0	0	0
Forcible Fondling	7	4	2	0
Incest	0	0	0	0
Statutory Rape	1	1	1	0
Aggravated Assault	133	101	79	8
Simple Assault	323	200	156	31
Intimidation	43	9	8	0
Stalking	15	9	7	0
Crimes Against Property				
Arson	2	1	2	0
Bribery	1	1	1	0
Burglary	158	37	24	6
Counterfeiting/Forgery	104	38	7	0
Destruction/Damage/Vandalism	193	31	9	6
Embezzlement	0	0	0	0
Extortion/Blackmail	0	0	0	0
Fraud - False Pretenses	69	37	3	0
Fraud - Credit Card/ATM	2	1	2	0
Fraud - Impersonation	22	13	9	0
Fraud - Welfare	0	0	0	0
Fraud - Wire	0	0	0	0
Motor Vehicle Theft	25	4	3	0
Robbery	11	3	2	0
Stolen Property Offense	7	3	2	0
Theft - Pocket Picking	0	0	0	0
Theft - Purse Snatching	1	0	0	0
Theft - Shoplifting	38	31	26	14
Theft from Building	68	14	14	1
Theft from Coin Machine	3	0	0	0
Theft from Motor Vehicle	30	1	0	0
Theft of Motor Vehicle Parts	38	1	0	0
Theft - All Other Larceny	164	28	20	7
Crimes Against Society				
Drug/Narcotic Violations	124	120	134	11
Drug/Narcotic Equipment Violations	85	84	35	0
Gambling-Betting/Wagering	0	0	0	0
Gambling-Operating/Promoting	0	0	0	0
Gambling-Equipment Violation	0	0	0	0
Gambling-Sports Tampering	0	0	0	0
Pornography/Obscene Materials	0	0	0	0
Prostitution	0	0	0	0
Prostitution-Assisting/Promoting	1	1	1	0
Weapon Law Violations	5	5	3	0
Total Group A Offenses	1,686	785	557	85



Bruceton Police Department

2002 Population Estimate 1,517

Offense Overview

Offense Total 108
Number Cleared 84
Percent Cleared 77.8%

Group A Crimes per 100,000 population 7,119.3

Arrest Overview

Total Arrests 105
Adult Arrests 92
Juvenile Arrests 13
Unknown Age 0

Arrests per 100,000 population 6,921.6

Avg. number offenses/incident 1.44

Domestic Violence Victims

Offense	Total	Arrests
Murder	0	0
Aggravated Assault	4	4
Simple Assault	8	6
Intimidation	1	1
Stalking	0	0
Forcible Rape	0	0
Forcible Sodomy	0	0
Sexual Assault w/Object	0	0
Forcible Fondling	0	0
Incest	0	0
Statutory Rape	0	0
Kidnapping/Abduction	0	0
Total	13	11

TIBRS Group B Arrests

Offense	Adult	Juvenile
Bad Checks	0	0
Curfew/Vagrancy	0	0
Disorderly Conduct	2	1
DUI	6	0
Drunkenness	4	0
Family-Non Violent	0	0
Liquor Law Violation	11	3
Peeping Tom	0	0
Runaway	0	0
Trespass	0	0
All Other Offense	9	1
Total Group B	32	5

TIBRS Group A Offenses	Offenses		Arrests	
	Reported	Cleared	Adult	Juvenile
Crimes Against Persons				
Murder	0	0	0	0
Negligent Manslaughter	0	0	0	0
Kidnapping/Abduction	0	0	0	0
Forcible Rape	0	0	0	0
Forcible Sodomy	0	0	0	0
Sexual Assault w/Object	0	0	0	0
Forcible Fondling	0	0	0	0
Incest	0	0	0	0
Statutory Rape	0	0	0	0
Aggravated Assault	10	10	8	1
Simple Assault	19	17	13	1
Intimidation	6	5	4	1
Stalking	0	0	0	0
Crimes Against Property				
Arson	0	0	0	0
Bribery	0	0	0	0
Burglary	5	3	2	2
Counterfeiting/Forgery	2	2	3	0
Destruction/Damage/Vandalism	11	4	0	0
Embezzlement	0	0	0	0
Extortion/Blackmail	0	0	0	0
Fraud - False Pretenses	2	2	0	0
Fraud - Credit Card/ATM	0	0	0	0
Fraud - Impersonation	0	0	0	0
Fraud - Welfare	0	0	0	0
Fraud - Wire	0	0	0	0
Motor Vehicle Theft	0	0	0	0
Robbery	0	0	0	0
Stolen Property Offense	0	0	0	0
Theft - Pocket Picking	0	0	0	0
Theft - Purse Snatching	0	0	0	0
Theft - Shoplifting	0	0	0	0
Theft from Building	7	1	1	0
Theft from Coin Machine	2	0	0	0
Theft from Motor Vehicle	2	0	0	0
Theft of Motor Vehicle Parts	0	0	0	0
Theft - All Other Larceny	2	0	0	0
Crimes Against Society				
Drug/Narcotic Violations	17	17	21	2
Drug/Narcotic Equipment Violations	16	16	5	0
Gambling-Betting/Wagering	0	0	0	0
Gambling-Operating/Promoting	0	0	0	0
Gambling-Equipment Violation	0	0	0	0
Gambling-Sports Tampering	0	0	0	0
Pornography/Obscene Materials	0	0	0	0
Prostitution	0	0	0	0
Prostitution-Assisting/Promoting	0	0	0	0
Weapon Law Violations	7	7	3	1
Total Group A Offenses	108	84	60	8



Burns Police Department

2002 Population Estimate 1,397

Offense Overview

Offense Total 46
 Number Cleared 14
 Percent Cleared 30.4%

Group A Crimes per 100,000
 population 3,292.8

Arrest Overview

Total Arrests 19
 Adult Arrests 17
 Juvenile Arrests 2
 Unknown Age 0

Arrests per 100,000 population 1,360.1

Avg. number offenses/incident 1.00

Domestic Violence Victims

Offense	Total	Arrests
Murder	0	0
Aggravated Assault	1	1
Simple Assault	3	1
Intimidation	4	0
Stalking	0	0
Forcible Rape	0	0
Forcible Sodomy	0	0
Sexual Assault w/Object	0	0
Forcible Fondling	0	0
Incest	0	0
Statutory Rape	0	0
Kidnapping/Abduction	0	0
Total	8	2

TIBRS Group B Arrests

Offense	Adult	Juvenile
Bad Checks	0	0
Curfew/Vagrancy	0	0
Disorderly Conduct	0	0
DUI	3	0
Drunkenness	0	0
Family-Non Violent	0	0
Liquor Law Violation	0	0
Peeping Tom	0	0
Runaway	0	0
Trespass	0	0
All Other Offense	2	0
Total Group B	5	0

TIBRS Group A Offenses	Offenses		Arrests	
	Reported	Cleared	Adult	Juvenile
Crimes Against Persons				
Murder	0	0	0	0
Negligent Manslaughter	0	0	0	0
Kidnapping/Abduction	0	0	0	0
Forcible Rape	0	0	0	0
Forcible Sodomy	0	0	0	0
Sexual Assault w/Object	0	0	0	0
Forcible Fondling	0	0	0	0
Incest	0	0	0	0
Statutory Rape	0	0	0	0
Aggravated Assault	4	2	2	0
Simple Assault	7	3	3	0
Intimidation	4	0	0	0
Stalking	0	0	0	0
Crimes Against Property				
Arson	0	0	0	0
Bribery	0	0	0	0
Burglary	3	0	0	0
Counterfeiting/Forgery	2	0	0	0
Destruction/Damage/Vandalism	7	1	1	0
Embezzlement	0	0	0	0
Extortion/Blackmail	0	0	0	0
Fraud - False Pretenses	1	1	1	0
Fraud - Credit Card/ATM	0	0	0	0
Fraud - Impersonation	0	0	0	0
Fraud - Welfare	0	0	0	0
Fraud - Wire	0	0	0	0
Motor Vehicle Theft	3	2	0	2
Robbery	1	0	0	0
Stolen Property Offense	0	0	0	0
Theft - Pocket Picking	0	0	0	0
Theft - Purse Snatching	0	0	0	0
Theft - Shoplifting	2	2	2	0
Theft from Building	0	0	0	0
Theft from Coin Machine	1	0	0	0
Theft from Motor Vehicle	1	0	0	0
Theft of Motor Vehicle Parts	1	0	0	0
Theft - All Other Larceny	6	0	0	0
Crimes Against Society				
Drug/Narcotic Violations	1	1	1	0
Drug/Narcotic Equipment Violations	2	2	2	0
Gambling-Betting/Wagering	0	0	0	0
Gambling-Operating/Promoting	0	0	0	0
Gambling-Equipment Violation	0	0	0	0
Gambling-Sports Tampering	0	0	0	0
Pornography/Obscene Materials	0	0	0	0
Prostitution	0	0	0	0
Prostitution-Assisting/Promoting	0	0	0	0
Weapon Law Violations	0	0	0	0
Total Group A Offenses	46	14	12	2



Calhoun Police Department

2002 Population Estimate 502

Offense Overview

Offense Total 46
Number Cleared 44
Percent Cleared 95.7%

Group A Crimes per 100,000 population 9,163.3

Arrest Overview

Total Arrests 48
Adult Arrests 45
Juvenile Arrests 2
Unknown Age 1

Arrests per 100,000 population 9,561.8

Avg. number offenses/incident 1.48

Domestic Violence Victims

Offense	Total	Arrests
Murder	0	0
Aggravated Assault	1	1
Simple Assault	0	0
Intimidation	0	0
Stalking	0	0
Forcible Rape	0	0
Forcible Sodomy	0	0
Sexual Assault w/Object	0	0
Forcible Fondling	0	0
Incest	0	0
Statutory Rape	0	0
Kidnapping/Abduction	0	0
Total	1	1

TIBRS Group B Arrests

Offense	Adult	Juvenile
Bad Checks	0	0
Curfew/Vagrancy	0	0
Disorderly Conduct	0	0
DUI	10	0
Drunkenness	4	0
Family-Non Violent	0	0
Liquor Law Violation	2	0
Peeping Tom	0	0
Runaway	0	0
Trespass	0	0
All Other Offense	0	0
Total Group B	16	0

TIBRS Group A Offenses	Offenses		Arrests	
	Reported	Cleared	Adult	Juvenile
Crimes Against Persons				
Murder	0	0	0	0
Negligent Manslaughter	0	0	0	0
Kidnapping/Abduction	0	0	0	0
Forcible Rape	0	0	0	0
Forcible Sodomy	0	0	0	0
Sexual Assault w/Object	0	0	0	0
Forcible Fondling	0	0	0	0
Incest	0	0	0	0
Statutory Rape	0	0	0	0
Aggravated Assault	1	1	1	0
Simple Assault	1	0	0	0
Intimidation	0	0	0	0
Stalking	0	0	0	0
Crimes Against Property				
Arson	0	0	0	0
Bribery	0	0	0	0
Burglary	2	1	2	0
Counterfeiting/Forgery	0	0	0	0
Destruction/Damage/Vandalism	1	1	0	0
Embezzlement	1	1	1	0
Extortion/Blackmail	0	0	0	0
Fraud - False Pretenses	0	0	0	0
Fraud - Credit Card/ATM	0	0	0	0
Fraud - Impersonation	2	2	2	0
Fraud - Welfare	0	0	0	0
Fraud - Wire	0	0	0	0
Motor Vehicle Theft	0	0	0	0
Robbery	0	0	0	0
Stolen Property Offense	0	0	0	0
Theft - Pocket Picking	0	0	0	0
Theft - Purse Snatching	0	0	0	0
Theft - Shoplifting	0	0	0	0
Theft from Building	0	0	0	0
Theft from Coin Machine	0	0	0	0
Theft from Motor Vehicle	0	0	0	0
Theft of Motor Vehicle Parts	0	0	0	0
Theft - All Other Larceny	0	0	0	0
Crimes Against Society				
Drug/Narcotic Violations	20	20	20	2
Drug/Narcotic Equipment Violations	18	18	3	0
Gambling-Betting/Wagering	0	0	0	0
Gambling-Operating/Promoting	0	0	0	0
Gambling-Equipment Violation	0	0	0	0
Gambling-Sports Tampering	0	0	0	0
Pornography/Obscene Materials	0	0	0	0
Prostitution	0	0	0	0
Prostitution-Assisting/Promoting	0	0	0	0
Weapon Law Violations	0	0	0	0
Total Group A Offenses	46	44	29	2



Camden Police Department

2002 Population Estimate 3,769

Offense Overview

Offense Total 272
Number Cleared 134
Percent Cleared 49.3%

Group A Crimes per 100,000 population 7,216.8

Arrest Overview

Total Arrests 161
Adult Arrests 133
Juvenile Arrests 26
Unknown Age 2

Arrests per 100,000 population 4,271.7

Avg. number offenses/incident 1.10

Domestic Violence Victims

Offense	Total	Arrests
Murder	0	0
Aggravated Assault	1	1
Simple Assault	5	4
Intimidation	2	0
Stalking	0	0
Forcible Rape	0	0
Forcible Sodomy	0	0
Sexual Assault w/Object	0	0
Forcible Fondling	0	0
Incest	0	0
Statutory Rape	0	0
Kidnapping/Abduction	0	0
Total	8	5

TIBRS Group B Arrests

Offense	Adult	Juvenile
Bad Checks	0	0
Curfew/Vagrancy	0	1
Disorderly Conduct	6	3
DUI	19	0
Drunkenness	6	0
Family-Non Violent	0	0
Liquor Law Violation	1	0
Peeping Tom	1	0
Runaway	0	0
Trespass	0	1
All Other Offense	4	5
Total Group B	37	10

TIBRS Group A Offenses	Offenses		Arrests	
	Reported	Cleared	Adult	Juvenile
Crimes Against Persons				
Murder	0	0	0	0
Negligent Manslaughter	0	0	0	0
Kidnapping/Abduction	0	0	0	0
Forcible Rape	1	0	0	0
Forcible Sodomy	0	0	0	0
Sexual Assault w/Object	0	0	0	0
Forcible Fondling	0	0	0	0
Incest	0	0	0	0
Statutory Rape	0	0	0	0
Aggravated Assault	17	13	11	2
Simple Assault	32	24	19	3
Intimidation	11	3	2	0
Stalking	0	0	0	0
Crimes Against Property				
Arson	0	0	0	0
Bribery	0	0	0	0
Burglary	22	4	1	2
Counterfeiting/Forgery	7	3	3	0
Destruction/Damage/Vandalism	33	7	5	0
Embezzlement	1	0	0	0
Extortion/Blackmail	0	0	0	0
Fraud - False Pretenses	0	0	0	0
Fraud - Credit Card/ATM	0	0	0	0
Fraud - Impersonation	0	0	0	0
Fraud - Welfare	1	0	0	0
Fraud - Wire	0	0	0	0
Motor Vehicle Theft	6	0	0	0
Robbery	1	0	0	0
Stolen Property Offense	0	0	0	0
Theft - Pocket Picking	2	0	0	0
Theft - Purse Snatching	0	0	0	0
Theft - Shoplifting	17	16	15	2
Theft from Building	34	4	1	1
Theft from Coin Machine	2	0	0	0
Theft from Motor Vehicle	16	0	0	0
Theft of Motor Vehicle Parts	0	0	0	0
Theft - All Other Larceny	8	1	1	0
Crimes Against Society				
Drug/Narcotic Violations	43	42	32	5
Drug/Narcotic Equipment Violations	13	12	2	1
Gambling-Betting/Wagering	0	0	0	0
Gambling-Operating/Promoting	0	0	0	0
Gambling-Equipment Violation	0	0	0	0
Gambling-Sports Tampering	0	0	0	0
Pornography/Obscene Materials	2	2	2	0
Prostitution	0	0	0	0
Prostitution-Assisting/Promoting	0	0	0	0
Weapon Law Violations	3	3	2	0
Total Group A Offenses	272	134	96	16



Carthage Police Department

2002 Population Estimate 2,258

Offense Overview

Offense Total 296
Number Cleared 135
Percent Cleared 45.6%

Group A Crimes per 100,000 population 13,108.9

Arrest Overview

Total Arrests 142
Adult Arrests 117
Juvenile Arrests 12
Unknown Age 13

Arrests per 100,000 population 6,288.8

Avg. number offenses/incident 1.18

Domestic Violence Victims

Offense	Total	Arrests
Murder	0	0
Aggravated Assault	0	0
Simple Assault	1	0
Intimidation	0	0
Stalking	0	0
Forcible Rape	0	0
Forcible Sodomy	0	0
Sexual Assault w/Object	0	0
Forcible Fondling	0	0
Incest	0	0
Statutory Rape	0	0
Kidnapping/Abduction	0	0
Total	1	0

TIBRS Group B Arrests

Offense	Adult	Juvenile
Bad Checks	0	0
Curfew/Vagrancy	0	0
Disorderly Conduct	2	2
DUI	15	0
Drunkenness	20	0
Family-Non Violent	0	0
Liquor Law Violation	3	1
Peeping Tom	0	0
Runaway	0	2
Trespass	1	1
All Other Offense	5	0
Total Group B	46	6

TIBRS Group A Offenses	Offenses		Arrests	
	Reported	Cleared	Adult	Juvenile
Crimes Against Persons				
Murder	0	0	0	0
Negligent Manslaughter	0	0	0	0
Kidnapping/Abduction	2	2	0	0
Forcible Rape	0	0	0	0
Forcible Sodomy	0	0	0	0
Sexual Assault w/Object	0	0	0	0
Forcible Fondling	0	0	0	0
Incest	0	0	0	0
Statutory Rape	1	1	1	0
Aggravated Assault	15	11	7	2
Simple Assault	14	5	4	0
Intimidation	0	0	0	0
Stalking	0	0	0	0
Crimes Against Property				
Arson	2	0	0	0
Bribery	0	0	0	0
Burglary	27	10	9	1
Counterfeiting/Forgery	29	23	7	0
Destruction/Damage/Vandalism	49	5	4	1
Embezzlement	0	0	0	0
Extortion/Blackmail	0	0	0	0
Fraud - False Pretenses	31	25	3	0
Fraud - Credit Card/ATM	0	0	0	0
Fraud - Impersonation	1	1	1	0
Fraud - Welfare	0	0	0	0
Fraud - Wire	0	0	0	0
Motor Vehicle Theft	7	4	3	0
Robbery	2	2	3	0
Stolen Property Offense	0	0	0	0
Theft - Pocket Picking	0	0	0	0
Theft - Purse Snatching	0	0	0	0
Theft - Shoplifting	9	8	5	0
Theft from Building	16	1	1	0
Theft from Coin Machine	0	0	0	0
Theft from Motor Vehicle	29	5	2	1
Theft of Motor Vehicle Parts	19	2	0	0
Theft - All Other Larceny	15	2	2	0
Crimes Against Society				
Drug/Narcotic Violations	13	13	9	0
Drug/Narcotic Equipment Violations	8	8	4	0
Gambling-Betting/Wagering	0	0	0	0
Gambling-Operating/Promoting	0	0	0	0
Gambling-Equipment Violation	0	0	0	0
Gambling-Sports Tampering	0	0	0	0
Pornography/Obscene Materials	0	0	0	0
Prostitution	1	1	1	0
Prostitution-Assisting/Promoting	0	0	0	0
Weapon Law Violations	6	6	5	1
Total Group A Offenses	296	135	71	6



Caryville Police Department

2002 Population Estimate 2,325

Offense Overview

Offense Total 239
Number Cleared 78
Percent Cleared 32.6%

Group A Crimes per 100,000 population 10,279.6

Arrest Overview

Total Arrests 144
Adult Arrests 138
Juvenile Arrests 6
Unknown Age 0

Arrests per 100,000 population 6,193.5

Avg. number offenses/incident 1.12

Domestic Violence Victims

Offense	Total	Arrests
Murder	0	0
Aggravated Assault	2	2
Simple Assault	11	6
Intimidation	5	2
Stalking	0	0
Forcible Rape	0	0
Forcible Sodomy	0	0
Sexual Assault w/Object	0	0
Forcible Fondling	0	0
Incest	0	0
Statutory Rape	0	0
Kidnapping/Abduction	0	0
Total	18	10

TIBRS Group B Arrests

Offense	Adult	Juvenile
Bad Checks	0	0
Curfew/Vagrancy	0	1
Disorderly Conduct	2	1
DUI	17	0
Drunkenness	24	2
Family-Non Violent	0	0
Liquor Law Violation	0	0
Peeping Tom	0	0
Runaway	0	0
Trespass	0	0
All Other Offense	10	0
Total Group B	53	4

TIBRS Group A Offenses	Offenses		Arrests	
	Reported	Cleared	Adult	Juvenile
Crimes Against Persons				
Murder	0	0	0	0
Negligent Manslaughter	0	0	0	0
Kidnapping/Abduction	0	0	0	0
Forcible Rape	0	0	0	0
Forcible Sodomy	0	0	0	0
Sexual Assault w/Object	0	0	0	0
Forcible Fondling	0	0	0	0
Incest	0	0	0	0
Statutory Rape	0	0	0	0
Aggravated Assault	5	4	5	0
Simple Assault	30	11	11	0
Intimidation	16	5	5	0
Stalking	0	0	0	0
Crimes Against Property				
Arson	1	0	0	0
Bribery	0	0	0	0
Burglary	20	2	1	1
Counterfeiting/Forgery	2	1	1	0
Destruction/Damage/Vandalism	34	4	0	0
Embezzlement	2	0	0	0
Extortion/Blackmail	0	0	0	0
Fraud - False Pretenses	3	0	0	0
Fraud - Credit Card/ATM	0	0	0	0
Fraud - Impersonation	0	0	0	0
Fraud - Welfare	0	0	0	0
Fraud - Wire	0	0	0	0
Motor Vehicle Theft	7	0	0	0
Robbery	0	0	0	0
Stolen Property Offense	0	0	0	0
Theft - Pocket Picking	0	0	0	0
Theft - Purse Snatching	0	0	0	0
Theft - Shoplifting	10	5	5	0
Theft from Building	17	1	1	0
Theft from Coin Machine	1	0	0	0
Theft from Motor Vehicle	26	1	1	0
Theft of Motor Vehicle Parts	2	0	0	0
Theft - All Other Larceny	22	3	3	0
Crimes Against Society				
Drug/Narcotic Violations	32	32	52	1
Drug/Narcotic Equipment Violations	6	6	0	0
Gambling-Betting/Wagering	0	0	0	0
Gambling-Operating/Promoting	0	0	0	0
Gambling-Equipment Violation	0	0	0	0
Gambling-Sports Tampering	0	0	0	0
Pornography/Obscene Materials	0	0	0	0
Prostitution	0	0	0	0
Prostitution-Assisting/Promoting	0	0	0	0
Weapon Law Violations	3	3	0	0
Total Group A Offenses	239	78	85	2



Celina Police Department

2002 Population Estimate **1,378**

Offense Overview

Offense Total 117
 Number Cleared 60
 Percent Cleared 51.3%

Group A Crimes per 100,000
 population 8,490.6

Arrest Overview

Total Arrests 119
 Adult Arrests 119
 Juvenile Arrests 0
 Unknown Age 0

Arrests per 100,000 population 8,635.7

Avg. number offenses/incident 1.15

Domestic Violence Victims

Offense	Total	Arrests
Murder	0	0
Aggravated Assault	2	2
Simple Assault	8	7
Intimidation	1	0
Stalking	0	0
Forcible Rape	0	0
Forcible Sodomy	0	0
Sexual Assault w/Object	0	0
Forcible Fondling	0	0
Incest	0	0
Statutory Rape	0	0
Kidnapping/Abduction	0	0
Total	11	9

TIBRS Group B Arrests

Offense	Adult	Juvenile
Bad Checks	9	0
Curfew/Vagrancy	0	0
Disorderly Conduct	1	0
DUI	6	0
Drunkenness	22	0
Family-Non Violent	3	0
Liquor Law Violation	0	0
Peeping Tom	0	0
Runaway	0	0
Trespass	2	0
All Other Offense	29	0
Total Group B	72	0

TIBRS Group A Offenses	Offenses		Arrests	
	Reported	Cleared	Adult	Juvenile
Crimes Against Persons				
Murder	0	0	0	0
Negligent Manslaughter	0	0	0	0
Kidnapping/Abduction	3	2	0	0
Forcible Rape	0	0	0	0
Forcible Sodomy	0	0	0	0
Sexual Assault w/Object	0	0	0	0
Forcible Fondling	0	0	0	0
Incest	0	0	0	0
Statutory Rape	0	0	0	0
Aggravated Assault	13	11	10	0
Simple Assault	22	22	20	0
Intimidation	3	3	2	0
Stalking	0	0	0	0
Crimes Against Property				
Arson	0	0	0	0
Bribery	0	0	0	0
Burglary	10	2	1	0
Counterfeiting/Forgery	2	2	2	0
Destruction/Damage/Vandalism	19	4	1	0
Embezzlement	0	0	0	0
Extortion/Blackmail	0	0	0	0
Fraud - False Pretenses	2	2	2	0
Fraud - Credit Card/ATM	1	1	1	0
Fraud - Impersonation	0	0	0	0
Fraud - Welfare	0	0	0	0
Fraud - Wire	0	0	0	0
Motor Vehicle Theft	2	1	0	0
Robbery	0	0	0	0
Stolen Property Offense	1	1	1	0
Theft - Pocket Picking	0	0	0	0
Theft - Purse Snatching	0	0	0	0
Theft - Shoplifting	3	2	2	0
Theft from Building	9	1	1	0
Theft from Coin Machine	1	0	0	0
Theft from Motor Vehicle	8	0	0	0
Theft of Motor Vehicle Parts	9	0	0	0
Theft - All Other Larceny	3	0	0	0
Crimes Against Society				
Drug/Narcotic Violations	4	4	4	0
Drug/Narcotic Equipment Violations	2	2	0	0
Gambling-Betting/Wagering	0	0	0	0
Gambling-Operating/Promoting	0	0	0	0
Gambling-Equipment Violation	0	0	0	0
Gambling-Sports Tampering	0	0	0	0
Pornography/Obscene Materials	0	0	0	0
Prostitution	0	0	0	0
Prostitution-Assisting/Promoting	0	0	0	0
Weapon Law Violations	0	0	0	0
Total Group A Offenses	117	60	47	0



Centerville Police Department

2002 Population Estimate **3,865**

Offense Overview

Offense Total 349
 Number Cleared 91
 Percent Cleared 26.1%

Group A Crimes per 100,000
 population 9,029.8

Arrest Overview

Total Arrests 149
 Adult Arrests 120
 Juvenile Arrests 29
 Unknown Age 0

Arrests per 100,000 population 3,855.1

Avg. number offenses/incident 1.16

Domestic Violence Victims

Offense	Total	Arrests
Murder	0	0
Aggravated Assault	0	0
Simple Assault	46	9
Intimidation	9	2
Stalking	0	0
Forcible Rape	1	2
Forcible Sodomy	0	0
Sexual Assault w/Object	0	0
Forcible Fondling	0	0
Incest	3	0
Statutory Rape	0	0
Kidnapping/Abduction	0	0
Total	59	13

TIBRS Group B Arrests

Offense	Adult	Juvenile
Bad Checks	3	0
Curfew/Vagrancy	0	0
Disorderly Conduct	5	1
DUI	16	0
Drunkenness	11	0
Family-Non Violent	0	0
Liquor Law Violation	0	0
Peeping Tom	0	0
Runaway	0	0
Trespass	0	0
All Other Offense	21	0
Total Group B	56	1

TIBRS Group A Offenses	Offenses		Arrests	
	Reported	Cleared	Adult	Juvenile
Crimes Against Persons				
Murder	0	0	0	0
Negligent Manslaughter	0	0	0	0
Kidnapping/Abduction	1	1	0	0
Forcible Rape	1	1	2	0
Forcible Sodomy	0	0	0	0
Sexual Assault w/Object	0	0	0	0
Forcible Fondling	0	0	0	0
Incest	3	0	0	0
Statutory Rape	0	0	0	0
Aggravated Assault	7	5	3	1
Simple Assault	87	27	20	6
Intimidation	25	2	2	0
Stalking	3	0	0	0
Crimes Against Property				
Arson	0	0	0	0
Bribery	0	0	0	0
Burglary	38	3	1	0
Counterfeiting/Forgery	7	4	4	0
Destruction/Damage/Vandalism	53	5	5	2
Embezzlement	0	0	0	0
Extortion/Blackmail	0	0	0	0
Fraud - False Pretenses	1	1	1	0
Fraud - Credit Card/ATM	1	0	0	0
Fraud - Impersonation	1	1	1	0
Fraud - Welfare	0	0	0	0
Fraud - Wire	2	1	1	0
Motor Vehicle Theft	6	0	0	0
Robbery	2	1	2	0
Stolen Property Offense	0	0	0	0
Theft - Pocket Picking	6	1	1	0
Theft - Purse Snatching	0	0	0	0
Theft - Shoplifting	9	8	7	1
Theft from Building	22	5	5	4
Theft from Coin Machine	5	0	0	0
Theft from Motor Vehicle	17	0	0	0
Theft of Motor Vehicle Parts	12	0	0	0
Theft - All Other Larceny	12	0	0	0
Crimes Against Society				
Drug/Narcotic Violations	19	19	9	14
Drug/Narcotic Equipment Violations	7	5	0	0
Gambling-Betting/Wagering	0	0	0	0
Gambling-Operating/Promoting	0	0	0	0
Gambling-Equipment Violation	0	0	0	0
Gambling-Sports Tampering	0	0	0	0
Pornography/Obscene Materials	0	0	0	0
Prostitution	0	0	0	0
Prostitution-Assisting/Promoting	0	0	0	0
Weapon Law Violations	2	1	0	0
Total Group A Offenses	349	91	64	28



Chapel Hill Police Department

2002 Population Estimate 931

Offense Overview

Offense Total 11
Number Cleared 3
Percent Cleared 27.3%

Group A Crimes per 100,000 population 1,181.5

Arrest Overview

Total Arrests 27
Adult Arrests 25
Juvenile Arrests 1
Unknown Age 1

Arrests per 100,000 population 2,900.1

Avg. number offenses/incident 1.00

Domestic Violence Victims

Offense	Total	Arrests
Murder	0	0
Aggravated Assault	0	0
Simple Assault	0	0
Intimidation	0	0
Stalking	0	0
Forcible Rape	0	0
Forcible Sodomy	0	0
Sexual Assault w/Object	0	0
Forcible Fondling	0	0
Incest	0	0
Statutory Rape	0	0
Kidnapping/Abduction	0	0
Total	0	0

TIBRS Group B Arrests

Offense	Adult	Juvenile
Bad Checks	0	0
Curfew/Vagrancy	0	0
Disorderly Conduct	0	0
DUI	16	0
Drunkenness	6	0
Family-Non Violent	0	0
Liquor Law Violation	0	0
Peeping Tom	0	0
Runaway	0	0
Trespass	0	0
All Other Offense	2	1
Total Group B	24	1

TIBRS Group A Offenses	Offenses		Arrests	
	Reported	Cleared	Adult	Juvenile
Crimes Against Persons				
Murder	0	0	0	0
Negligent Manslaughter	0	0	0	0
Kidnapping/Abduction	0	0	0	0
Forcible Rape	0	0	0	0
Forcible Sodomy	0	0	0	0
Sexual Assault w/Object	0	0	0	0
Forcible Fondling	0	0	0	0
Incest	0	0	0	0
Statutory Rape	0	0	0	0
Aggravated Assault	1	0	0	0
Simple Assault	3	2	0	0
Intimidation	0	0	0	0
Stalking	0	0	0	0
Crimes Against Property				
Arson	0	0	0	0
Bribery	0	0	0	0
Burglary	1	0	0	0
Counterfeiting/Forgery	0	0	0	0
Destruction/Damage/Vandalism	1	0	0	0
Embezzlement	0	0	0	0
Extortion/Blackmail	0	0	0	0
Fraud - False Pretenses	0	0	0	0
Fraud - Credit Card/ATM	0	0	0	0
Fraud - Impersonation	0	0	0	0
Fraud - Welfare	0	0	0	0
Fraud - Wire	0	0	0	0
Motor Vehicle Theft	1	0	0	0
Robbery	0	0	0	0
Stolen Property Offense	0	0	0	0
Theft - Pocket Picking	0	0	0	0
Theft - Purse Snatching	0	0	0	0
Theft - Shoplifting	0	0	0	0
Theft from Building	1	0	0	0
Theft from Coin Machine	0	0	0	0
Theft from Motor Vehicle	1	0	0	0
Theft of Motor Vehicle Parts	0	0	0	0
Theft - All Other Larceny	0	0	0	0
Crimes Against Society				
Drug/Narcotic Violations	0	0	0	0
Drug/Narcotic Equipment Violations	2	1	1	0
Gambling-Betting/Wagering	0	0	0	0
Gambling-Operating/Promoting	0	0	0	0
Gambling-Equipment Violation	0	0	0	0
Gambling-Sports Tampering	0	0	0	0
Pornography/Obscene Materials	0	0	0	0
Prostitution	0	0	0	0
Prostitution-Assisting/Promoting	0	0	0	0
Weapon Law Violations	0	0	0	0
Total Group A Offenses	11	3	1	0



Charleston Police Department

2002 Population Estimate 635

Offense Overview

Offense Total 54
Number Cleared 18
Percent Cleared 33.3%

Group A Crimes per 100,000 population 8,503.9

Arrest Overview

Total Arrests 28
Adult Arrests 24
Juvenile Arrests 0
Unknown Age 4

Arrests per 100,000 population 4,409.4

Avg. number offenses/incident 1.14

Domestic Violence Victims

Offense	Total	Arrests
Murder	0	0
Aggravated Assault	0	0
Simple Assault	2	1
Intimidation	0	0
Stalking	0	0
Forcible Rape	0	0
Forcible Sodomy	0	0
Sexual Assault w/Object	0	0
Forcible Fondling	0	0
Incest	0	0
Statutory Rape	0	0
Kidnapping/Abduction	0	0
Total	2	1

TIBRS Group B Arrests

Offense	Adult	Juvenile
Bad Checks	0	0
Curfew/Vagrancy	0	0
Disorderly Conduct	1	0
DUI	8	0
Drunkenness	2	0
Family-Non Violent	0	0
Liquor Law Violation	2	0
Peeping Tom	0	0
Runaway	0	0
Trespass	0	0
All Other Offense	1	0
Total Group B	14	0

TIBRS Group A Offenses	Offenses		Arrests	
	Reported	Cleared	Adult	Juvenile
Crimes Against Persons				
Murder	0	0	0	0
Negligent Manslaughter	0	0	0	0
Kidnapping/Abduction	0	0	0	0
Forcible Rape	0	0	0	0
Forcible Sodomy	0	0	0	0
Sexual Assault w/Object	0	0	0	0
Forcible Fondling	0	0	0	0
Incest	0	0	0	0
Statutory Rape	1	1	0	0
Aggravated Assault	1	1	1	0
Simple Assault	5	2	2	0
Intimidation	4	1	1	0
Stalking	5	0	0	0
Crimes Against Property				
Arson	0	0	0	0
Bribery	0	0	0	0
Burglary	5	0	0	0
Counterfeiting/Forgery	0	0	0	0
Destruction/Damage/Vandalism	9	0	0	0
Embezzlement	1	0	0	0
Extortion/Blackmail	0	0	0	0
Fraud - False Pretenses	0	0	0	0
Fraud - Credit Card/ATM	0	0	0	0
Fraud - Impersonation	1	1	0	0
Fraud - Welfare	0	0	0	0
Fraud - Wire	0	0	0	0
Motor Vehicle Theft	2	0	0	0
Robbery	0	0	0	0
Stolen Property Offense	0	0	0	0
Theft - Pocket Picking	0	0	0	0
Theft - Purse Snatching	0	0	0	0
Theft - Shoplifting	1	1	1	0
Theft from Building	1	0	0	0
Theft from Coin Machine	1	0	0	0
Theft from Motor Vehicle	1	0	0	0
Theft of Motor Vehicle Parts	1	0	0	0
Theft - All Other Larceny	4	0	0	0
Crimes Against Society				
Drug/Narcotic Violations	6	6	4	0
Drug/Narcotic Equipment Violations	5	5	1	0
Gambling-Betting/Wagering	0	0	0	0
Gambling-Operating/Promoting	0	0	0	0
Gambling-Equipment Violation	0	0	0	0
Gambling-Sports Tampering	0	0	0	0
Pornography/Obscene Materials	0	0	0	0
Prostitution	0	0	0	0
Prostitution-Assisting/Promoting	0	0	0	0
Weapon Law Violations	0	0	0	0
Total Group A Offenses	54	18	10	0



Chattanooga Police Department

2002 Population Estimate 155,404

Offense Overview

Offense Total 25,333
Number Cleared 5,492
Percent Cleared 21.7%

Group A Crimes per 100,000 population 16,301.4

Arrest Overview

Total Arrests 5,424
Adult Arrests 4,636
Juvenile Arrests 784
Unknown Age 4

Arrests per 100,000 population 3,490.3

Avg. number offenses/incident 1.15

Domestic Violence Victims

Offense	Total	Arrests
Murder	3	4
Aggravated Assault	268	165
Simple Assault	677	303
Intimidation	141	18
Stalking	1	0
Forcible Rape	16	4
Forcible Sodomy	3	0
Sexual Assault w/Object	0	0
Forcible Fondling	17	3
Incest	0	0
Statutory Rape	0	0
Kidnapping/Abduction	20	4
Total	1,146	501

TIBRS Group B Arrests

Offense	Adult	Juvenile
Bad Checks	0	0
Curfew/Vagrancy	0	0
Disorderly Conduct	19	15
DUI	646	0
Drunkenness	6	0
Family-Non Violent	0	0
Liquor Law Violation	0	0
Peeping Tom	0	0
Runaway	0	0
Trespass	32	1
All Other Offense	3	1
Total Group B	706	17

TIBRS Group A Offenses	Offenses		Arrests	
	Reported	Cleared	Adult	Juvenile
Crimes Against Persons				
Murder	18	13	12	1
Negligent Manslaughter	3	1	1	0
Kidnapping/Abduction	34	15	6	1
Forcible Rape	89	20	19	5
Forcible Sodomy	20	4	0	2
Sexual Assault w/Object	1	0	0	0
Forcible Fondling	83	28	5	11
Incest	0	0	0	0
Statutory Rape	19	4	1	0
Aggravated Assault	1,414	736	499	58
Simple Assault	2,937	1,240	796	215
Intimidation	1,334	188	62	8
Stalking	28	9	7	0
Crimes Against Property				
Arson	62	8	3	5
Bribery	0	0	0	0
Burglary	2,326	188	164	28
Counterfeiting/Forgery	211	24	19	0
Destruction/Damage/Vandalism	2,719	128	34	5
Embezzlement	105	27	22	0
Extortion/Blackmail	2	1	1	0
Fraud - False Pretenses	692	67	40	1
Fraud - Credit Card/ATM	99	16	13	1
Fraud - Impersonation	98	28	18	3
Fraud - Welfare	0	0	0	0
Fraud - Wire	4	0	0	0
Motor Vehicle Theft	1,377	158	101	32
Robbery	462	61	58	11
Stolen Property Offense	0	0	0	0
Theft - Pocket Picking	30	1	0	1
Theft - Purse Snatching	39	5	3	0
Theft - Shoplifting	1,649	852	750	265
Theft from Building	747	42	17	12
Theft from Coin Machine	42	5	3	0
Theft from Motor Vehicle	2,532	66	55	12
Theft of Motor Vehicle Parts	1,328	13	9	4
Theft - All Other Larceny	3,213	150	86	8
Crimes Against Society				
Drug/Narcotic Violations	1,022	844	815	61
Drug/Narcotic Equipment Violations	368	346	171	4
Gambling-Betting/Wagering	1	1	2	0
Gambling-Operating/Promoting	10	3	3	0
Gambling-Equipment Violation	1	1	0	0
Gambling-Sports Tampering	0	0	0	0
Pornography/Obscene Materials	3	1	0	0
Prostitution	68	67	68	0
Prostitution-Assisting/Promoting	13	13	15	0
Weapon Law Violations	130	118	52	13
Total Group A Offenses	25,333	5,492	3,930	767



Church Hill Public Safety

2002 Population Estimate 6,073

Offense Overview

Offense Total 347
Number Cleared 161
Percent Cleared 46.4%

Group A Crimes per 100,000 population 5,713.8

Arrest Overview

Total Arrests 164
Adult Arrests 141
Juvenile Arrests 23
Unknown Age 0

Arrests per 100,000 population 2,700.5

Avg. number offenses/incident 1.17

Domestic Violence Victims

Offense	Total	Arrests
Murder	0	0
Aggravated Assault	8	2
Simple Assault	28	17
Intimidation	0	0
Stalking	0	0
Forcible Rape	0	0
Forcible Sodomy	0	0
Sexual Assault w/Object	0	0
Forcible Fondling	0	0
Incest	0	0
Statutory Rape	0	0
Kidnapping/Abduction	1	0
Total	37	19

TIBRS Group B Arrests

Offense	Adult	Juvenile
Bad Checks	0	0
Curfew/Vagrancy	0	0
Disorderly Conduct	0	0
DUI	29	1
Drunkenness	23	0
Family-Non Violent	0	2
Liquor Law Violation	7	0
Peeping Tom	0	0
Runaway	0	1
Trespass	1	2
All Other Offense	6	2
Total Group B	66	8

TIBRS Group A Offenses	Offenses		Arrests	
	Reported	Cleared	Adult	Juvenile
Crimes Against Persons				
Murder	0	0	0	0
Negligent Manslaughter	0	0	0	0
Kidnapping/Abduction	1	1	0	0
Forcible Rape	0	0	0	0
Forcible Sodomy	0	0	0	0
Sexual Assault w/Object	0	0	0	0
Forcible Fondling	0	0	0	0
Incest	0	0	0	0
Statutory Rape	0	0	0	0
Aggravated Assault	23	16	4	2
Simple Assault	49	40	21	2
Intimidation	4	3	0	0
Stalking	1	0	0	0
Crimes Against Property				
Arson	1	0	0	0
Bribery	0	0	0	0
Burglary	33	6	5	0
Counterfeiting/Forgery	22	13	4	0
Destruction/Damage/Vandalism	58	12	4	8
Embezzlement	0	0	0	0
Extortion/Blackmail	0	0	0	0
Fraud - False Pretenses	17	8	2	0
Fraud - Credit Card/ATM	10	7	6	0
Fraud - Impersonation	6	4	3	0
Fraud - Welfare	0	0	0	0
Fraud - Wire	10	9	4	0
Motor Vehicle Theft	4	0	0	0
Robbery	0	0	0	0
Stolen Property Offense	0	0	0	0
Theft - Pocket Picking	0	0	0	0
Theft - Purse Snatching	0	0	0	0
Theft - Shoplifting	9	7	4	0
Theft from Building	22	9	3	0
Theft from Coin Machine	1	0	0	0
Theft from Motor Vehicle	17	1	1	0
Theft of Motor Vehicle Parts	12	1	1	0
Theft - All Other Larceny	30	7	1	0
Crimes Against Society				
Drug/Narcotic Violations	11	11	8	3
Drug/Narcotic Equipment Violations	4	4	3	0
Gambling-Betting/Wagering	0	0	0	0
Gambling-Operating/Promoting	0	0	0	0
Gambling-Equipment Violation	0	0	0	0
Gambling-Sports Tampering	0	0	0	0
Pornography/Obscene Materials	0	0	0	0
Prostitution	0	0	0	0
Prostitution-Assisting/Promoting	0	0	0	0
Weapon Law Violations	2	2	1	0
Total Group A Offenses	347	161	75	15



Clarksburg Police Department

2002 Population Estimate 283

Offense Overview

Offense Total 17
Number Cleared 11
Percent Cleared 64.7%

Group A Crimes per 100,000 population 6,007.1

Arrest Overview

Total Arrests 23
Adult Arrests 22
Juvenile Arrests 1
Unknown Age 0

Arrests per 100,000 population 8,127.2

Avg. number offenses/incident 1.42

Domestic Violence Victims

Offense	Total	Arrests
Murder	0	0
Aggravated Assault	1	1
Simple Assault	0	0
Intimidation	0	0
Stalking	0	0
Forcible Rape	0	0
Forcible Sodomy	0	0
Sexual Assault w/Object	0	0
Forcible Fondling	0	0
Incest	0	0
Statutory Rape	0	0
Kidnapping/Abduction	0	0
Total	1	1

TIBRS Group B Arrests

Offense	Adult	Juvenile
Bad Checks	0	0
Curfew/Vagrancy	0	0
Disorderly Conduct	0	0
DUI	2	0
Drunkenness	0	0
Family-Non Violent	0	0
Liquor Law Violation	2	0
Peeping Tom	0	0
Runaway	0	0
Trespass	0	0
All Other Offense	7	0
Total Group B	11	0

TIBRS Group A Offenses	Offenses		Arrests	
	Reported	Cleared	Adult	Juvenile
Crimes Against Persons				
Murder	0	0	0	0
Negligent Manslaughter	0	0	0	0
Kidnapping/Abduction	0	0	0	0
Forcible Rape	0	0	0	0
Forcible Sodomy	0	0	0	0
Sexual Assault w/Object	0	0	0	0
Forcible Fondling	0	0	0	0
Incest	0	0	0	0
Statutory Rape	0	0	0	0
Aggravated Assault	2	2	1	1
Simple Assault	0	0	0	0
Intimidation	0	0	0	0
Stalking	0	0	0	0
Crimes Against Property				
Arson	0	0	0	0
Bribery	0	0	0	0
Burglary	3	2	4	0
Counterfeiting/Forgery	0	0	0	0
Destruction/Damage/Vandalism	2	1	0	0
Embezzlement	0	0	0	0
Extortion/Blackmail	0	0	0	0
Fraud - False Pretenses	0	0	0	0
Fraud - Credit Card/ATM	0	0	0	0
Fraud - Impersonation	0	0	0	0
Fraud - Welfare	0	0	0	0
Fraud - Wire	0	0	0	0
Motor Vehicle Theft	0	0	0	0
Robbery	0	0	2	0
Stolen Property Offense	0	0	0	0
Theft - Pocket Picking	0	0	0	0
Theft - Purse Snatching	0	0	0	0
Theft - Shoplifting	0	0	0	0
Theft from Building	0	0	0	0
Theft from Coin Machine	0	0	0	0
Theft from Motor Vehicle	2	0	0	0
Theft of Motor Vehicle Parts	0	0	0	0
Theft - All Other Larceny	0	0	0	0
Crimes Against Society				
Drug/Narcotic Violations	4	3	2	0
Drug/Narcotic Equipment Violations	3	2	1	0
Gambling-Betting/Wagering	0	0	0	0
Gambling-Operating/Promoting	0	0	0	0
Gambling-Equipment Violation	0	0	0	0
Gambling-Sports Tampering	0	0	0	0
Pornography/Obscene Materials	0	0	0	0
Prostitution	0	0	0	0
Prostitution-Assisting/Promoting	0	0	0	0
Weapon Law Violations	1	1	1	0
Total Group A Offenses	17	11	11	1



Clarksville Police Department

2002 Population Estimate 105,898

Offense Overview

Offense Total 12,058
Number Cleared 2,726
Percent Cleared 22.6%

Group A Crimes per 100,000 population 11,386.4

Arrest Overview

Total Arrests 3,654
Adult Arrests 3,190
Juvenile Arrests 456
Unknown Age 8

Arrests per 100,000 population 3,450.5

Avg. number offenses/incident 1.10

Domestic Violence Victims

Offense	Total	Arrests
Murder	0	0
Aggravated Assault	88	63
Simple Assault	731	414
Intimidation	33	2
Stalking	7	0
Forcible Rape	6	3
Forcible Sodomy	15	13
Sexual Assault w/Object	3	0
Forcible Fondling	13	1
Incest	4	1
Statutory Rape	0	0
Kidnapping/Abduction	0	0
Total	900	497

TIBRS Group B Arrests

Offense	Adult	Juvenile
Bad Checks	0	0
Curfew/Vagrancy	0	0
Disorderly Conduct	42	4
DUI	360	1
Drunkenness	342	2
Family-Non Violent	1	0
Liquor Law Violation	32	9
Peeping Tom	0	0
Runaway	0	2
Trespass	50	9
All Other Offense	264	45
Total Group B	1,091	72

TIBRS Group A Offenses	Offenses		Arrests	
	Reported	Cleared	Adult	Juvenile
Crimes Against Persons				
Murder	2	1	2	0
Negligent Manslaughter	0	0	0	0
Kidnapping/Abduction	24	10	5	1
Forcible Rape	45	18	6	3
Forcible Sodomy	20	14	0	13
Sexual Assault w/Object	15	4	1	2
Forcible Fondling	63	11	6	1
Incest	4	2	2	0
Statutory Rape	16	6	6	1
Aggravated Assault	485	223	161	19
Simple Assault	2,112	750	661	46
Intimidation	369	8	7	2
Stalking	38	1	1	0
Crimes Against Property				
Arson	30	6	6	1
Bribery	3	1	0	0
Burglary	1,022	124	98	32
Counterfeiting/Forgery	324	37	31	1
Destruction/Damage/Vandalism	1,534	82	20	90
Embezzlement	51	10	5	0
Extortion/Blackmail	0	0	0	0
Fraud - False Pretenses	222	19	0	1
Fraud - Credit Card/ATM	167	26	20	1
Fraud - Impersonation	154	94	73	5
Fraud - Welfare	0	0	0	0
Fraud - Wire	0	0	0	0
Motor Vehicle Theft	212	30	18	4
Robbery	102	19	22	0
Stolen Property Offense	1	0	0	0
Theft - Pocket Picking	0	0	0	0
Theft - Purse Snatching	5	1	1	0
Theft - Shoplifting	481	313	276	90
Theft from Building	528	31	19	4
Theft from Coin Machine	13	1	1	0
Theft from Motor Vehicle	571	43	34	14
Theft of Motor Vehicle Parts	311	11	11	1
Theft - All Other Larceny	2,289	37	39	3
Crimes Against Society				
Drug/Narcotic Violations	467	441	422	41
Drug/Narcotic Equipment Violations	315	295	112	5
Gambling-Betting/Wagering	0	0	0	0
Gambling-Operating/Promoting	0	0	0	0
Gambling-Equipment Violation	4	4	4	0
Gambling-Sports Tampering	0	0	0	0
Pornography/Obscene Materials	3	0	0	0
Prostitution	3	3	3	0
Prostitution-Assisting/Promoting	0	0	0	0
Weapon Law Violations	53	50	26	3
Total Group A Offenses	12,058	2,726	2,099	384



Cleveland Police Department

2002 Population Estimate **37,380**

Offense Overview

Offense Total 4,728
 Number Cleared 1,601
 Percent Cleared 33.9%

Group A Crimes per 100,000
 population 12,648.5

Arrest Overview

Total Arrests 2,904
 Adult Arrests 2,693
 Juvenile Arrests 211
 Unknown Age 0

Arrests per 100,000 population 7,768.9

Avg. number offenses/incident 1.17

Domestic Violence Victims

Offense	Total	Arrests
Murder	0	0
Aggravated Assault	84	41
Simple Assault	159	56
Intimidation	28	0
Stalking	2	0
Forcible Rape	2	0
Forcible Sodomy	0	0
Sexual Assault w/Object	0	0
Forcible Fondling	10	1
Incest	2	0
Statutory Rape	1	0
Kidnapping/Abduction	6	0
Total	294	98

TIBRS Group B Arrests

Offense	Adult	Juvenile
Bad Checks	6	0
Curfew/Vagrancy	0	0
Disorderly Conduct	78	19
DUI	293	1
Drunkenness	299	0
Family-Non Violent	2	0
Liquor Law Violation	123	26
Peeping Tom	0	0
Runaway	0	0
Trespass	53	5
All Other Offense	768	11
Total Group B	1,622	62

TIBRS Group A Offenses	Offenses		Arrests	
	Reported	Cleared	Adult	Juvenile
Crimes Against Persons				
Murder	3	1	1	0
Negligent Manslaughter	1	0	0	0
Kidnapping/Abduction	14	10	0	0
Forcible Rape	10	6	0	0
Forcible Sodomy	1	1	0	0
Sexual Assault w/Object	1	0	0	0
Forcible Fondling	34	15	2	0
Incest	2	2	0	0
Statutory Rape	7	2	1	0
Aggravated Assault	267	146	96	8
Simple Assault	414	184	122	8
Intimidation	169	8	1	1
Stalking	7	1	1	0
Crimes Against Property				
Arson	6	1	1	0
Bribery	0	0	0	0
Burglary	450	60	24	5
Counterfeiting/Forgery	141	34	7	0
Destruction/Damage/Vandalism	564	49	13	2
Embezzlement	44	24	12	0
Extortion/Blackmail	3	1	1	0
Fraud - False Pretenses	216	61	20	1
Fraud - Credit Card/ATM	41	7	0	0
Fraud - Impersonation	37	21	15	4
Fraud - Welfare	0	0	0	0
Fraud - Wire	9	4	0	0
Motor Vehicle Theft	128	12	5	8
Robbery	30	15	13	0
Stolen Property Offense	1	1	1	0
Theft - Pocket Picking	2	0	0	0
Theft - Purse Snatching	2	1	2	0
Theft - Shoplifting	377	283	251	90
Theft from Building	302	38	4	1
Theft from Coin Machine	13	1	1	0
Theft from Motor Vehicle	263	15	6	1
Theft of Motor Vehicle Parts	208	5	2	2
Theft - All Other Larceny	370	17	6	3
Crimes Against Society				
Drug/Narcotic Violations	358	350	392	12
Drug/Narcotic Equipment Violations	194	189	52	3
Gambling-Betting/Wagering	1	1	0	0
Gambling-Operating/Promoting	0	0	0	0
Gambling-Equipment Violation	0	0	0	0
Gambling-Sports Tampering	0	0	0	0
Pornography/Obscene Materials	1	1	1	0
Prostitution	1	1	2	0
Prostitution-Assisting/Promoting	0	0	0	0
Weapon Law Violations	36	33	16	0
Total Group A Offenses	4,728	1,601	1,071	149



Clifton Police Department

2002 Population Estimate 2,678

Offense Overview

Offense Total 46
Number Cleared 25
Percent Cleared 54.3%

Group A Crimes per 100,000 population 1,717.7

Arrest Overview

Total Arrests 39
Adult Arrests 39
Juvenile Arrests 0
Unknown Age 0

Arrests per 100,000 population 1,456.3

Avg. number offenses/incident 1.10

Domestic Violence Victims

Offense	Total	Arrests
Murder	0	0
Aggravated Assault	1	1
Simple Assault	1	1
Intimidation	0	0
Stalking	0	0
Forcible Rape	0	0
Forcible Sodomy	0	0
Sexual Assault w/Object	0	0
Forcible Fondling	0	0
Incest	0	0
Statutory Rape	0	0
Kidnapping/Abduction	1	0
Total	3	2

TIBRS Group B Arrests

Offense	Adult	Juvenile
Bad Checks	0	0
Curfew/Vagrancy	0	0
Disorderly Conduct	3	0
DUI	7	0
Drunkenness	3	0
Family-Non Violent	0	0
Liquor Law Violation	2	0
Peeping Tom	0	0
Runaway	0	0
Trespass	0	0
All Other Offense	2	0
Total Group B	17	0

TIBRS Group A Offenses	Offenses		Arrests	
	Reported	Cleared	Adult	Juvenile
Crimes Against Persons				
Murder	0	0	0	0
Negligent Manslaughter	0	0	0	0
Kidnapping/Abduction	1	0	0	0
Forcible Rape	0	0	0	0
Forcible Sodomy	0	0	0	0
Sexual Assault w/Object	0	0	0	0
Forcible Fondling	0	0	0	0
Incest	0	0	0	0
Statutory Rape	0	0	0	0
Aggravated Assault	5	5	4	0
Simple Assault	7	5	4	0
Intimidation	1	1	1	0
Stalking	0	0	0	0
Crimes Against Property				
Arson	0	0	0	0
Bribery	0	0	0	0
Burglary	5	0	0	0
Counterfeiting/Forgery	1	0	0	0
Destruction/Damage/Vandalism	6	0	0	0
Embezzlement	0	0	0	0
Extortion/Blackmail	0	0	0	0
Fraud - False Pretenses	0	0	0	0
Fraud - Credit Card/ATM	1	1	1	0
Fraud - Impersonation	0	0	0	0
Fraud - Welfare	0	0	0	0
Fraud - Wire	0	0	0	0
Motor Vehicle Theft	0	0	0	0
Robbery	0	0	0	0
Stolen Property Offense	0	0	0	0
Theft - Pocket Picking	0	0	0	0
Theft - Purse Snatching	0	0	0	0
Theft - Shoplifting	0	0	0	0
Theft from Building	2	0	0	0
Theft from Coin Machine	0	0	0	0
Theft from Motor Vehicle	2	0	0	0
Theft of Motor Vehicle Parts	0	0	0	0
Theft - All Other Larceny	2	0	0	0
Crimes Against Society				
Drug/Narcotic Violations	6	6	7	0
Drug/Narcotic Equipment Violations	2	2	0	0
Gambling-Betting/Wagering	0	0	0	0
Gambling-Operating/Promoting	0	0	0	0
Gambling-Equipment Violation	0	0	0	0
Gambling-Sports Tampering	0	0	0	0
Pornography/Obscene Materials	0	0	0	0
Prostitution	0	0	0	0
Prostitution-Assisting/Promoting	0	0	0	0
Weapon Law Violations	5	5	5	0
Total Group A Offenses	46	25	22	0



Clinton Police Department

2002 Population Estimate 9,350

Offense Overview

Offense Total 1,387
Number Cleared 468
Percent Cleared 33.7%

Group A Crimes per 100,000 population 14,834.2

Arrest Overview

Total Arrests 660
Adult Arrests 577
Juvenile Arrests 83
Unknown Age 0

Arrests per 100,000 population 7,058.8

Avg. number offenses/incident 1.19

Domestic Violence Victims

Offense	Total	Arrests
Murder	0	0
Aggravated Assault	8	3
Simple Assault	49	21
Intimidation	25	1
Stalking	1	0
Forcible Rape	1	1
Forcible Sodomy	0	0
Sexual Assault w/Object	0	0
Forcible Fondling	0	0
Incest	0	0
Statutory Rape	0	0
Kidnapping/Abduction	1	0
Total	85	26

TIBRS Group B Arrests

Offense	Adult	Juvenile
Bad Checks	0	0
Curfew/Vagrancy	0	0
Disorderly Conduct	24	0
DUI	71	1
Drunkenness	66	1
Family-Non Violent	1	0
Liquor Law Violation	10	10
Peeping Tom	0	0
Runaway	0	1
Trespass	14	1
All Other Offense	123	15
Total Group B	309	29

TIBRS Group A Offenses	Offenses		Arrests	
	Reported	Cleared	Adult	Juvenile
Crimes Against Persons				
Murder	1	1	0	2
Negligent Manslaughter	0	0	0	0
Kidnapping/Abduction	2	0	0	0
Forcible Rape	5	3	3	0
Forcible Sodomy	0	0	0	0
Sexual Assault w/Object	1	0	0	0
Forcible Fondling	15	0	0	0
Incest	0	0	0	0
Statutory Rape	0	0	0	0
Aggravated Assault	33	18	8	3
Simple Assault	159	100	52	18
Intimidation	86	5	1	0
Stalking	1	0	0	0
Crimes Against Property				
Arson	7	0	0	0
Bribery	0	0	0	0
Burglary	98	6	4	1
Counterfeiting/Forgery	49	14	8	1
Destruction/Damage/Vandalism	173	23	6	4
Embezzlement	15	2	1	0
Extortion/Blackmail	0	0	0	0
Fraud - False Pretenses	63	17	4	0
Fraud - Credit Card/ATM	21	1	0	0
Fraud - Impersonation	14	10	7	0
Fraud - Welfare	0	0	0	0
Fraud - Wire	0	0	0	0
Motor Vehicle Theft	38	5	3	1
Robbery	11	4	3	0
Stolen Property Offense	4	4	2	0
Theft - Pocket Picking	1	0	0	0
Theft - Purse Snatching	1	0	0	0
Theft - Shoplifting	35	13	11	2
Theft from Building	106	12	6	4
Theft from Coin Machine	15	0	0	0
Theft from Motor Vehicle	71	3	3	0
Theft of Motor Vehicle Parts	52	2	1	0
Theft - All Other Larceny	84	2	2	0
Crimes Against Society				
Drug/Narcotic Violations	143	142	121	18
Drug/Narcotic Equipment Violations	72	71	19	0
Gambling-Betting/Wagering	0	0	0	0
Gambling-Operating/Promoting	0	0	0	0
Gambling-Equipment Violation	0	0	0	0
Gambling-Sports Tampering	0	0	0	0
Pornography/Obscene Materials	0	0	0	0
Prostitution	0	0	0	0
Prostitution-Assisting/Promoting	1	1	0	0
Weapon Law Violations	10	9	3	0
Total Group A Offenses	1,387	468	268	54



Collegedale Police Department

2002 Population Estimate 6,994

Offense Overview

Offense Total 474
Number Cleared 122
Percent Cleared 25.7%

Group A Crimes per 100,000 population 6,777.2

Arrest Overview

Total Arrests 289
Adult Arrests 270
Juvenile Arrests 19
Unknown Age 0

Arrests per 100,000 population 4,132.1

Avg. number offenses/incident 1.08

Domestic Violence Victims

Offense	Total	Arrests
Murder	0	0
Aggravated Assault	3	2
Simple Assault	8	7
Intimidation	1	1
Stalking	1	1
Forcible Rape	0	0
Forcible Sodomy	0	0
Sexual Assault w/Object	0	0
Forcible Fondling	0	0
Incest	0	0
Statutory Rape	0	0
Kidnapping/Abduction	0	0
Total	13	11

TIBRS Group B Arrests

Offense	Adult	Juvenile
Bad Checks	4	0
Curfew/Vagrancy	0	0
Disorderly Conduct	7	1
DUI	25	2
Drunkenness	14	1
Family-Non Violent	0	0
Liquor Law Violation	4	1
Peeping Tom	0	0
Runaway	0	0
Trespass	2	0
All Other Offense	105	3
Total Group B	161	8

TIBRS Group A Offenses	Offenses		Arrests	
	Reported	Cleared	Adult	Juvenile
Crimes Against Persons				
Murder	1	0	0	0
Negligent Manslaughter	0	0	0	0
Kidnapping/Abduction	1	1	3	0
Forcible Rape	3	1	0	1
Forcible Sodomy	0	0	0	0
Sexual Assault w/Object	0	0	0	0
Forcible Fondling	0	0	0	0
Incest	1	0	0	0
Statutory Rape	1	1	1	0
Aggravated Assault	8	6	5	0
Simple Assault	34	22	18	1
Intimidation	30	1	2	0
Stalking	4	2	2	0
Crimes Against Property				
Arson	2	0	0	0
Bribery	0	0	0	0
Burglary	39	6	8	0
Counterfeiting/Forgery	6	4	1	0
Destruction/Damage/Vandalism	49	5	2	0
Embezzlement	2	1	1	0
Extortion/Blackmail	0	0	0	0
Fraud - False Pretenses	5	1	0	0
Fraud - Credit Card/ATM	2	0	0	0
Fraud - Impersonation	6	5	4	0
Fraud - Welfare	0	0	0	0
Fraud - Wire	0	0	0	0
Motor Vehicle Theft	6	2	2	1
Robbery	0	0	0	0
Stolen Property Offense	4	4	7	0
Theft - Pocket Picking	0	0	0	0
Theft - Purse Snatching	1	0	0	0
Theft - Shoplifting	8	3	2	1
Theft from Building	40	6	4	0
Theft from Coin Machine	4	0	0	0
Theft from Motor Vehicle	23	1	1	0
Theft of Motor Vehicle Parts	1	0	0	0
Theft - All Other Larceny	147	7	3	1
Crimes Against Society				
Drug/Narcotic Violations	27	26	37	5
Drug/Narcotic Equipment Violations	16	15	5	1
Gambling-Betting/Wagering	0	0	0	0
Gambling-Operating/Promoting	0	0	0	0
Gambling-Equipment Violation	0	0	0	0
Gambling-Sports Tampering	0	0	0	0
Pornography/Obscene Materials	1	0	0	0
Prostitution	0	0	0	0
Prostitution-Assisting/Promoting	0	0	0	0
Weapon Law Violations	2	2	1	0
Total Group A Offenses	474	122	109	11



Collierville Police Department

2002 Population Estimate 34,168

Offense Overview

Offense Total 1,868
Number Cleared 979
Percent Cleared 52.4%

Group A Crimes per 100,000 population 5,467.1

Arrest Overview

Total Arrests 1,516
Adult Arrests 1,194
Juvenile Arrests 322
Unknown Age 0

Arrests per 100,000 population 4,436.9

Avg. number offenses/incident 1.12

Domestic Violence Victims

Offense	Total	Arrests
Murder	0	0
Aggravated Assault	16	8
Simple Assault	103	66
Intimidation	13	7
Stalking	0	0
Forcible Rape	1	1
Forcible Sodomy	0	0
Sexual Assault w/Object	0	0
Forcible Fondling	2	1
Incest	0	0
Statutory Rape	0	0
Kidnapping/Abduction	1	1
Total	136	84

TIBRS Group B Arrests

Offense	Adult	Juvenile
Bad Checks	4	0
Curfew/Vagrancy	1	79
Disorderly Conduct	10	5
DUI	209	11
Drunkenness	101	9
Family-Non Violent	0	0
Liquor Law Violation	71	66
Peeping Tom	0	0
Runaway	0	3
Trespass	6	13
All Other Offense	225	2
Total Group B	627	188

TIBRS Group A Offenses	Offenses		Arrests	
	Reported	Cleared	Adult	Juvenile
Crimes Against Persons				
Murder	1	1	0	0
Negligent Manslaughter	0	0	0	0
Kidnapping/Abduction	1	1	1	0
Forcible Rape	6	5	3	1
Forcible Sodomy	0	0	0	0
Sexual Assault w/Object	0	0	0	0
Forcible Fondling	7	3	1	0
Incest	0	0	0	0
Statutory Rape	2	2	2	0
Aggravated Assault	62	44	30	4
Simple Assault	231	187	83	27
Intimidation	78	45	14	3
Stalking	1	1	0	0
Crimes Against Property				
Arson	3	1	0	2
Bribery	0	0	0	0
Burglary	102	18	11	2
Counterfeiting/Forgery	54	11	8	0
Destruction/Damage/Vandalism	255	66	5	35
Embezzlement	13	9	8	0
Extortion/Blackmail	0	0	0	0
Fraud - False Pretenses	38	19	17	0
Fraud - Credit Card/ATM	21	3	1	1
Fraud - Impersonation	26	21	14	2
Fraud - Welfare	0	0	0	0
Fraud - Wire	1	1	0	0
Motor Vehicle Theft	47	9	9	0
Robbery	7	2	4	0
Stolen Property Offense	0	0	0	0
Theft - Pocket Picking	4	0	0	0
Theft - Purse Snatching	0	0	0	0
Theft - Shoplifting	59	42	34	11
Theft from Building	126	18	3	0
Theft from Coin Machine	3	0	0	0
Theft from Motor Vehicle	136	17	3	0
Theft of Motor Vehicle Parts	45	5	3	0
Theft - All Other Larceny	92	16	5	1
Crimes Against Society				
Drug/Narcotic Violations	262	250	258	34
Drug/Narcotic Equipment Violations	144	141	25	9
Gambling-Betting/Wagering	0	0	0	0
Gambling-Operating/Promoting	0	0	0	0
Gambling-Equipment Violation	0	0	0	0
Gambling-Sports Tampering	0	0	0	0
Pornography/Obscene Materials	0	0	0	0
Prostitution	0	0	0	0
Prostitution-Assisting/Promoting	0	0	0	0
Weapon Law Violations	41	41	25	2
Total Group A Offenses	1,868	979	567	134



Collinwood Police Department

2002 Population Estimate **1,011**

Offense Overview

Offense Total 64
 Number Cleared 19
 Percent Cleared 29.7%

Group A Crimes per 100,000
 population 6,330.4

Arrest Overview

Total Arrests 50
 Adult Arrests 48
 Juvenile Arrests 2
 Unknown Age 0

Arrests per 100,000 population 4,945.6

Avg. number offenses/incident 1.00

Domestic Violence Victims

Offense	Total	Arrests
Murder	0	0
Aggravated Assault	0	0
Simple Assault	1	1
Intimidation	0	0
Stalking	0	0
Forcible Rape	0	0
Forcible Sodomy	0	0
Sexual Assault w/Object	0	0
Forcible Fondling	0	0
Incest	0	0
Statutory Rape	0	0
Kidnapping/Abduction	0	0
Total	1	1

TIBRS Group B Arrests

Offense	Adult	Juvenile
Bad Checks	1	0
Curfew/Vagrancy	0	0
Disorderly Conduct	0	0
DUI	11	1
Drunkenness	11	0
Family-Non Violent	0	0
Liquor Law Violation	0	0
Peeping Tom	0	0
Runaway	0	0
Trespass	1	0
All Other Offense	6	0
Total Group B	30	1

TIBRS Group A Offenses	Offenses		Arrests	
	Reported	Cleared	Adult	Juvenile
Crimes Against Persons				
Murder	0	0	0	0
Negligent Manslaughter	0	0	0	0
Kidnapping/Abduction	0	0	0	0
Forcible Rape	1	0	0	0
Forcible Sodomy	0	0	0	0
Sexual Assault w/Object	0	0	0	0
Forcible Fondling	0	0	0	0
Incest	0	0	0	0
Statutory Rape	0	0	0	0
Aggravated Assault	2	0	0	0
Simple Assault	5	1	1	0
Intimidation	1	0	0	0
Stalking	0	0	0	0
Crimes Against Property				
Arson	0	0	0	0
Bribery	0	0	0	0
Burglary	5	1	1	0
Counterfeiting/Forgery	3	1	0	1
Destruction/Damage/Vandalism	1	0	0	0
Embezzlement	0	0	0	0
Extortion/Blackmail	0	0	0	0
Fraud - False Pretenses	0	0	0	0
Fraud - Credit Card/ATM	0	0	0	0
Fraud - Impersonation	0	0	0	0
Fraud - Welfare	0	0	0	0
Fraud - Wire	0	0	0	0
Motor Vehicle Theft	2	0	0	0
Robbery	0	0	0	0
Stolen Property Offense	0	0	0	0
Theft - Pocket Picking	0	0	0	0
Theft - Purse Snatching	0	0	0	0
Theft - Shoplifting	2	2	2	0
Theft from Building	3	0	0	0
Theft from Coin Machine	0	0	0	0
Theft from Motor Vehicle	9	0	0	0
Theft of Motor Vehicle Parts	3	0	0	0
Theft - All Other Larceny	8	0	0	0
Crimes Against Society				
Drug/Narcotic Violations	18	13	13	0
Drug/Narcotic Equipment Violations	0	0	0	0
Gambling-Betting/Wagering	0	0	0	0
Gambling-Operating/Promoting	0	0	0	0
Gambling-Equipment Violation	0	0	0	0
Gambling-Sports Tampering	0	0	0	0
Pornography/Obscene Materials	0	0	0	0
Prostitution	0	0	0	0
Prostitution-Assisting/Promoting	0	0	0	0
Weapon Law Violations	1	1	1	0
Total Group A Offenses	64	19	18	1



Columbia Police Department

2002 Population Estimate 33,067

Offense Overview

Offense Total 4,606
Number Cleared 1,273
Percent Cleared 27.6%

Group A Crimes per 100,000 population 13,929.3

Arrest Overview

Total Arrests 2,023
Adult Arrests 1,725
Juvenile Arrests 298
Unknown Age 0

Arrests per 100,000 population 6,117.9

Avg. number offenses/incident 1.14

Domestic Violence Victims

Offense	Total	Arrests
Murder	1	1
Aggravated Assault	39	22
Simple Assault	373	88
Intimidation	27	4
Stalking	0	0
Forcible Rape	2	0
Forcible Sodomy	0	0
Sexual Assault w/Object	1	0
Forcible Fondling	3	1
Incest	0	0
Statutory Rape	0	0
Kidnapping/Abduction	0	0
Total	446	116

TIBRS Group B Arrests

Offense	Adult	Juvenile
Bad Checks	1	0
Curfew/Vagrancy	2	47
Disorderly Conduct	23	2
DUI	213	3
Drunkenness	236	3
Family-Non Violent	2	0
Liquor Law Violation	84	31
Peeping Tom	0	0
Runaway	0	3
Trespass	13	2
All Other Offense	160	26
Total Group B	734	117

TIBRS Group A Offenses	Offenses		Arrests	
	Reported	Cleared	Adult	Juvenile
Crimes Against Persons				
Murder	1	1	1	0
Negligent Manslaughter	0	0	0	0
Kidnapping/Abduction	4	1	0	0
Forcible Rape	8	4	3	0
Forcible Sodomy	0	0	0	0
Sexual Assault w/Object	2	0	0	0
Forcible Fondling	7	5	2	1
Incest	0	0	0	0
Statutory Rape	7	4	4	0
Aggravated Assault	246	104	77	3
Simple Assault	1,025	211	156	11
Intimidation	122	8	5	0
Stalking	0	0	0	0
Crimes Against Property				
Arson	10	2	2	0
Bribery	0	0	0	0
Burglary	458	66	60	15
Counterfeiting/Forgery	60	10	14	0
Destruction/Damage/Vandalism	385	29	5	5
Embezzlement	12	0	0	0
Extortion/Blackmail	0	0	0	0
Fraud - False Pretenses	55	13	6	0
Fraud - Credit Card/ATM	24	1	0	0
Fraud - Impersonation	35	25	20	0
Fraud - Welfare	0	0	0	0
Fraud - Wire	0	0	0	0
Motor Vehicle Theft	109	28	12	9
Robbery	69	22	19	14
Stolen Property Offense	5	4	12	2
Theft - Pocket Picking	5	1	1	0
Theft - Purse Snatching	6	0	0	0
Theft - Shoplifting	214	143	125	52
Theft from Building	260	16	18	4
Theft from Coin Machine	7	2	0	0
Theft from Motor Vehicle	187	12	10	1
Theft of Motor Vehicle Parts	159	7	4	0
Theft - All Other Larceny	594	36	17	8
Crimes Against Society				
Drug/Narcotic Violations	367	361	353	50
Drug/Narcotic Equipment Violations	113	111	32	2
Gambling-Betting/Wagering	0	0	0	0
Gambling-Operating/Promoting	0	0	0	0
Gambling-Equipment Violation	1	1	1	0
Gambling-Sports Tampering	0	0	0	0
Pornography/Obscene Materials	1	0	0	0
Prostitution	3	3	2	0
Prostitution-Assisting/Promoting	9	8	8	0
Weapon Law Violations	36	34	22	4
Total Group A Offenses	4,606	1,273	991	181



Cookeville Police Department

2002 Population Estimate **25,901**

Offense Overview

Offense Total 3,014
 Number Cleared 915
 Percent Cleared 30.4%

Group A Crimes per 100,000
 population 11,636.6

Arrest Overview

Total Arrests 2,258
 Adult Arrests 1,972
 Juvenile Arrests 286
 Unknown Age 0

Arrests per 100,000 population 8,717.8

Avg. number offenses/incident 1.15

Domestic Violence Victims

Offense	Total	Arrests
Murder	0	0
Aggravated Assault	3	3
Simple Assault	94	82
Intimidation	39	11
Stalking	2	1
Forcible Rape	1	0
Forcible Sodomy	0	0
Sexual Assault w/Object	0	0
Forcible Fondling	1	0
Incest	1	1
Statutory Rape	0	0
Kidnapping/Abduction	0	0
Total	141	98

TIBRS Group B Arrests

Offense	Adult	Juvenile
Bad Checks	0	0
Curfew/Vagrancy	1	58
Disorderly Conduct	36	7
DUI	225	4
Drunkenness	410	8
Family-Non Violent	3	5
Liquor Law Violation	84	25
Peeping Tom	0	0
Runaway	0	43
Trespass	15	4
All Other Offense	427	34
Total Group B	1,201	188

TIBRS Group A Offenses	Offenses		Arrests	
	Reported	Cleared	Adult	Juvenile
Crimes Against Persons				
Murder	0	0	0	0
Negligent Manslaughter	0	0	0	0
Kidnapping/Abduction	0	0	0	0
Forcible Rape	8	2	1	0
Forcible Sodomy	0	0	0	0
Sexual Assault w/Object	0	0	0	0
Forcible Fondling	9	4	3	0
Incest	1	1	0	1
Statutory Rape	2	1	1	0
Aggravated Assault	37	29	22	2
Simple Assault	304	213	198	12
Intimidation	205	25	23	1
Stalking	9	2	3	0
Crimes Against Property				
Arson	1	0	0	0
Bribery	0	0	0	0
Burglary	211	17	16	1
Counterfeiting/Forgery	101	30	35	0
Destruction/Damage/Vandalism	596	32	20	6
Embezzlement	16	7	7	0
Extortion/Blackmail	0	0	0	0
Fraud - False Pretenses	96	21	18	1
Fraud - Credit Card/ATM	33	6	1	2
Fraud - Impersonation	13	6	5	0
Fraud - Welfare	0	0	0	0
Fraud - Wire	9	0	0	0
Motor Vehicle Theft	91	21	17	5
Robbery	23	9	10	1
Stolen Property Offense	3	3	2	0
Theft - Pocket Picking	0	0	0	0
Theft - Purse Snatching	3	0	0	0
Theft - Shoplifting	166	129	121	40
Theft from Building	5	0	0	0
Theft from Coin Machine	30	0	0	0
Theft from Motor Vehicle	213	10	10	2
Theft of Motor Vehicle Parts	134	6	3	2
Theft - All Other Larceny	368	19	8	2
Crimes Against Society				
Drug/Narcotic Violations	186	184	211	16
Drug/Narcotic Equipment Violations	130	127	32	3
Gambling-Betting/Wagering	0	0	0	0
Gambling-Operating/Promoting	0	0	0	0
Gambling-Equipment Violation	0	0	0	0
Gambling-Sports Tampering	0	0	0	0
Pornography/Obscene Materials	0	0	0	0
Prostitution	0	0	0	0
Prostitution-Assisting/Promoting	0	0	0	0
Weapon Law Violations	11	11	4	1
Total Group A Offenses	3,014	915	771	98



Coopertown Police Department

2002 Population Estimate 3,151

Offense Overview

Offense Total 95
Number Cleared 15
Percent Cleared 15.8%

Group A Crimes per 100,000 population 3,014.9

Arrest Overview

Total Arrests 13
Adult Arrests 13
Juvenile Arrests 0
Unknown Age 0

Arrests per 100,000 population 412.6

Avg. number offenses/incident 1.18

Domestic Violence Victims

Offense	Total	Arrests
Murder	0	0
Aggravated Assault	0	0
Simple Assault	2	1
Intimidation	3	0
Stalking	0	0
Forcible Rape	0	0
Forcible Sodomy	0	0
Sexual Assault w/Object	0	0
Forcible Fondling	0	0
Incest	0	0
Statutory Rape	0	0
Kidnapping/Abduction	0	0
Total	5	1

TIBRS Group B Arrests

Offense	Adult	Juvenile
Bad Checks	0	0
Curfew/Vagrancy	0	0
Disorderly Conduct	0	0
DUI	0	0
Drunkenness	0	0
Family-Non Violent	0	0
Liquor Law Violation	0	0
Peeping Tom	0	0
Runaway	0	0
Trespass	0	0
All Other Offense	3	0
Total Group B	3	0

TIBRS Group A Offenses	Offenses		Arrests	
	Reported	Cleared	Adult	Juvenile
Crimes Against Persons				
Murder	0	0	0	0
Negligent Manslaughter	0	0	0	0
Kidnapping/Abduction	0	0	0	0
Forcible Rape	0	0	0	0
Forcible Sodomy	0	0	0	0
Sexual Assault w/Object	0	0	0	0
Forcible Fondling	0	0	0	0
Incest	0	0	0	0
Statutory Rape	0	0	0	0
Aggravated Assault	1	1	1	0
Simple Assault	5	1	1	0
Intimidation	6	0	0	0
Stalking	0	0	0	0
Crimes Against Property				
Arson	0	0	0	0
Bribery	0	0	0	0
Burglary	22	0	0	0
Counterfeiting/Forgery	3	1	1	0
Destruction/Damage/Vandalism	15	0	0	0
Embezzlement	0	0	0	0
Extortion/Blackmail	0	0	0	0
Fraud - False Pretenses	2	1	0	0
Fraud - Credit Card/ATM	0	0	0	0
Fraud - Impersonation	0	0	0	0
Fraud - Welfare	0	0	0	0
Fraud - Wire	0	0	0	0
Motor Vehicle Theft	2	0	0	0
Robbery	0	0	0	0
Stolen Property Offense	0	0	0	0
Theft - Pocket Picking	0	0	0	0
Theft - Purse Snatching	0	0	0	0
Theft - Shoplifting	0	0	0	0
Theft from Building	4	0	0	0
Theft from Coin Machine	0	0	0	0
Theft from Motor Vehicle	4	0	0	0
Theft of Motor Vehicle Parts	2	0	0	0
Theft - All Other Larceny	14	2	0	0
Crimes Against Society				
Drug/Narcotic Violations	9	6	6	0
Drug/Narcotic Equipment Violations	6	3	1	0
Gambling-Betting/Wagering	0	0	0	0
Gambling-Operating/Promoting	0	0	0	0
Gambling-Equipment Violation	0	0	0	0
Gambling-Sports Tampering	0	0	0	0
Pornography/Obscene Materials	0	0	0	0
Prostitution	0	0	0	0
Prostitution-Assisting/Promoting	0	0	0	0
Weapon Law Violations	0	0	0	0
Total Group A Offenses	95	15	10	0



Copperhill Police Department

2002 Population Estimate 503

Offense Overview

Offense Total 28
Number Cleared 10
Percent Cleared 35.7%

Group A Crimes per 100,000 population 5,566.6

Arrest Overview

Total Arrests 39
Adult Arrests 36
Juvenile Arrests 0
Unknown Age 3

Arrests per 100,000 population 7,753.5

Avg. number offenses/incident 1.00

Domestic Violence Victims

Offense	Total	Arrests
Murder	0	0
Aggravated Assault	0	0
Simple Assault	0	0
Intimidation	1	1
Stalking	1	0
Forcible Rape	0	0
Forcible Sodomy	0	0
Sexual Assault w/Object	0	0
Forcible Fondling	0	0
Incest	0	0
Statutory Rape	0	0
Kidnapping/Abduction	0	0
Total	2	1

TIBRS Group B Arrests

Offense	Adult	Juvenile
Bad Checks	0	0
Curfew/Vagrancy	0	0
Disorderly Conduct	2	0
DUI	11	0
Drunkenness	9	0
Family-Non Violent	0	0
Liquor Law Violation	3	0
Peeping Tom	0	0
Runaway	0	0
Trespass	0	0
All Other Offense	2	0
Total Group B	27	0

TIBRS Group A Offenses	Offenses		Arrests	
	Reported	Cleared	Adult	Juvenile
Crimes Against Persons				
Murder	0	0	0	0
Negligent Manslaughter	0	0	0	0
Kidnapping/Abduction	0	0	0	0
Forcible Rape	0	0	0	0
Forcible Sodomy	0	0	0	0
Sexual Assault w/Object	0	0	0	0
Forcible Fondling	0	0	0	0
Incest	0	0	0	0
Statutory Rape	0	0	0	0
Aggravated Assault	0	0	0	0
Simple Assault	5	4	5	0
Intimidation	1	1	1	0
Stalking	1	0	0	0
Crimes Against Property				
Arson	0	0	0	0
Bribery	0	0	0	0
Burglary	5	0	0	0
Counterfeiting/Forgery	0	0	0	0
Destruction/Damage/Vandalism	3	0	0	0
Embezzlement	0	0	0	0
Extortion/Blackmail	0	0	0	0
Fraud - False Pretenses	0	0	0	0
Fraud - Credit Card/ATM	0	0	0	0
Fraud - Impersonation	0	0	0	0
Fraud - Welfare	0	0	0	0
Fraud - Wire	0	0	0	0
Motor Vehicle Theft	1	0	0	0
Robbery	0	0	0	0
Stolen Property Offense	1	1	1	0
Theft - Pocket Picking	0	0	0	0
Theft - Purse Snatching	0	0	0	0
Theft - Shoplifting	0	0	0	0
Theft from Building	1	0	0	0
Theft from Coin Machine	1	0	0	0
Theft from Motor Vehicle	4	0	0	0
Theft of Motor Vehicle Parts	1	0	0	0
Theft - All Other Larceny	0	0	0	0
Crimes Against Society				
Drug/Narcotic Violations	3	3	1	0
Drug/Narcotic Equipment Violations	1	1	1	0
Gambling-Betting/Wagering	0	0	0	0
Gambling-Operating/Promoting	0	0	0	0
Gambling-Equipment Violation	0	0	0	0
Gambling-Sports Tampering	0	0	0	0
Pornography/Obscene Materials	0	0	0	0
Prostitution	0	0	0	0
Prostitution-Assisting/Promoting	0	0	0	0
Weapon Law Violations	0	0	0	0
Total Group A Offenses	28	10	9	0



Cornersville Police Department

2002 Population Estimate **944**

Offense Overview

Offense Total 30
 Number Cleared 20
 Percent Cleared 66.7%

Group A Crimes per 100,000
 population 3,178.0

Arrest Overview

Total Arrests 42
 Adult Arrests 39
 Juvenile Arrests 1
 Unknown Age 2

Arrests per 100,000 population 4,449.2

Avg. number offenses/incident 1.20

Domestic Violence Victims

Offense	Total	Arrests
Murder	0	0
Aggravated Assault	1	0
Simple Assault	1	1
Intimidation	0	0
Stalking	0	0
Forcible Rape	0	0
Forcible Sodomy	0	0
Sexual Assault w/Object	0	0
Forcible Fondling	0	0
Incest	0	0
Statutory Rape	0	0
Kidnapping/Abduction	0	0
Total	2	1

TIBRS Group B Arrests

Offense	Adult	Juvenile
Bad Checks	0	0
Curfew/Vagrancy	0	0
Disorderly Conduct	0	0
DUI	17	0
Drunkenness	8	0
Family-Non Violent	0	0
Liquor Law Violation	0	0
Peeping Tom	0	0
Runaway	0	0
Trespass	0	0
All Other Offense	3	0
Total Group B	28	0

TIBRS Group A Offenses	Offenses		Arrests	
	Reported	Cleared	Adult	Juvenile
Crimes Against Persons				
Murder	0	0	0	0
Negligent Manslaughter	0	0	0	0
Kidnapping/Abduction	0	0	0	0
Forcible Rape	0	0	0	0
Forcible Sodomy	0	0	0	0
Sexual Assault w/Object	0	0	0	0
Forcible Fondling	0	0	0	0
Incest	0	0	0	0
Statutory Rape	0	0	0	0
Aggravated Assault	3	2	1	0
Simple Assault	1	1	1	0
Intimidation	0	0	0	0
Stalking	0	0	0	0
Crimes Against Property				
Arson	0	0	0	0
Bribery	0	0	0	0
Burglary	1	1	0	0
Counterfeiting/Forgery	0	0	0	0
Destruction/Damage/Vandalism	3	1	0	0
Embezzlement	0	0	0	0
Extortion/Blackmail	0	0	0	0
Fraud - False Pretenses	0	0	0	0
Fraud - Credit Card/ATM	1	0	0	0
Fraud - Impersonation	0	0	0	0
Fraud - Welfare	0	0	0	0
Fraud - Wire	0	0	0	0
Motor Vehicle Theft	0	0	0	0
Robbery	0	0	0	0
Stolen Property Offense	0	0	0	0
Theft - Pocket Picking	0	0	0	0
Theft - Purse Snatching	0	0	0	0
Theft - Shoplifting	0	0	0	0
Theft from Building	2	0	0	0
Theft from Coin Machine	0	0	0	0
Theft from Motor Vehicle	1	0	0	0
Theft of Motor Vehicle Parts	1	0	0	0
Theft - All Other Larceny	3	1	1	0
Crimes Against Society				
Drug/Narcotic Violations	9	9	7	1
Drug/Narcotic Equipment Violations	3	3	0	0
Gambling-Betting/Wagering	0	0	0	0
Gambling-Operating/Promoting	0	0	0	0
Gambling-Equipment Violation	0	0	0	0
Gambling-Sports Tampering	0	0	0	0
Pornography/Obscene Materials	0	0	0	0
Prostitution	0	0	0	0
Prostitution-Assisting/Promoting	0	0	0	0
Weapon Law Violations	2	2	1	0
Total Group A Offenses	30	20	11	1



Covington Police Department

2002 Population Estimate **8,577**

Offense Overview

Offense Total 1,437
 Number Cleared 289
 Percent Cleared 20.1%

Group A Crimes per 100,000
 population 16,754.1

Arrest Overview

Total Arrests 496
 Adult Arrests 472
 Juvenile Arrests 20
 Unknown Age 4

Arrests per 100,000 population 5,782.9

Avg. number offenses/incident 1.09

Domestic Violence Victims

Offense	Total	Arrests
Murder	0	0
Aggravated Assault	0	0
Simple Assault	5	5
Intimidation	0	0
Stalking	0	0
Forcible Rape	0	0
Forcible Sodomy	0	0
Sexual Assault w/Object	0	0
Forcible Fondling	0	0
Incest	0	0
Statutory Rape	0	0
Kidnapping/Abduction	0	0
Total	5	5

TIBRS Group B Arrests

Offense	Adult	Juvenile
Bad Checks	0	0
Curfew/Vagrancy	1	1
Disorderly Conduct	16	3
DUI	45	0
Drunkenness	37	0
Family-Non Violent	0	0
Liquor Law Violation	2	0
Peeping Tom	0	0
Runaway	0	0
Trespass	16	1
All Other Offense	71	0
Total Group B	188	5

TIBRS Group A Offenses	Offenses		Arrests	
	Reported	Cleared	Adult	Juvenile
Crimes Against Persons				
Murder	3	2	2	0
Negligent Manslaughter	0	0	0	0
Kidnapping/Abduction	2	1	1	0
Forcible Rape	5	0	0	0
Forcible Sodomy	2	0	0	0
Sexual Assault w/Object	2	0	0	0
Forcible Fondling	4	2	2	0
Incest	0	0	0	0
Statutory Rape	0	0	0	0
Aggravated Assault	31	8	9	0
Simple Assault	221	82	77	1
Intimidation	85	3	5	0
Stalking	0	0	0	0
Crimes Against Property				
Arson	1	0	0	0
Bribery	0	0	0	0
Burglary	173	13	18	0
Counterfeiting/Forgery	38	10	10	0
Destruction/Damage/Vandalism	305	11	5	0
Embezzlement	1	0	0	0
Extortion/Blackmail	0	0	0	0
Fraud - False Pretenses	2	0	0	0
Fraud - Credit Card/ATM	1	0	0	0
Fraud - Impersonation	1	0	0	0
Fraud - Welfare	0	0	0	0
Fraud - Wire	0	0	0	0
Motor Vehicle Theft	36	2	1	1
Robbery	13	4	5	1
Stolen Property Offense	0	0	0	0
Theft - Pocket Picking	0	0	0	0
Theft - Purse Snatching	4	1	0	1
Theft - Shoplifting	106	46	40	6
Theft from Building	55	3	1	0
Theft from Coin Machine	5	0	0	0
Theft from Motor Vehicle	53	4	2	3
Theft of Motor Vehicle Parts	30	1	1	0
Theft - All Other Larceny	128	4	4	0
Crimes Against Society				
Drug/Narcotic Violations	119	81	89	2
Drug/Narcotic Equipment Violations	1	1	2	0
Gambling-Betting/Wagering	0	0	0	0
Gambling-Operating/Promoting	0	0	0	0
Gambling-Equipment Violation	1	1	1	0
Gambling-Sports Tampering	0	0	0	0
Pornography/Obscene Materials	0	0	0	0
Prostitution	0	0	0	0
Prostitution-Assisting/Promoting	0	0	0	0
Weapon Law Violations	9	9	9	0
Total Group A Offenses	1,437	289	284	15



Cowan Police Department

2002 Population Estimate 1,761

Offense Overview

Offense Total 203
Number Cleared 67
Percent Cleared 33.0%

Group A Crimes per 100,000 population 11,527.5

Arrest Overview

Total Arrests 121
Adult Arrests 121
Juvenile Arrests 0
Unknown Age 0

Arrests per 100,000 population 6,871.1

Avg. number offenses/incident 1.14

Domestic Violence Victims

Offense	Total	Arrests
Murder	0	0
Aggravated Assault	7	6
Simple Assault	12	8
Intimidation	6	3
Stalking	0	0
Forcible Rape	0	0
Forcible Sodomy	0	0
Sexual Assault w/Object	0	0
Forcible Fondling	0	0
Incest	0	0
Statutory Rape	0	0
Kidnapping/Abduction	0	0
Total	25	17

TIBRS Group B Arrests

Offense	Adult	Juvenile
Bad Checks	2	0
Curfew/Vagrancy	0	0
Disorderly Conduct	3	0
DUI	22	0
Drunkenness	15	0
Family-Non Violent	0	0
Liquor Law Violation	7	0
Peeping Tom	0	0
Runaway	0	0
Trespass	1	0
All Other Offense	24	0
Total Group B	74	0

TIBRS Group A Offenses	Offenses		Arrests	
	Reported	Cleared	Adult	Juvenile
Crimes Against Persons				
Murder	0	0	0	0
Negligent Manslaughter	0	0	0	0
Kidnapping/Abduction	0	0	0	0
Forcible Rape	1	0	0	0
Forcible Sodomy	0	0	0	0
Sexual Assault w/Object	0	0	0	0
Forcible Fondling	1	0	0	0
Incest	0	0	0	0
Statutory Rape	0	0	0	0
Aggravated Assault	13	7	8	0
Simple Assault	27	10	9	0
Intimidation	24	6	4	0
Stalking	1	0	0	0
Crimes Against Property				
Arson	0	0	0	0
Bribery	0	0	0	0
Burglary	22	0	0	0
Counterfeiting/Forgery	4	1	1	0
Destruction/Damage/Vandalism	22	1	0	0
Embezzlement	0	0	0	0
Extortion/Blackmail	0	0	0	0
Fraud - False Pretenses	7	7	6	0
Fraud - Credit Card/ATM	1	0	0	0
Fraud - Impersonation	1	1	1	0
Fraud - Welfare	0	0	0	0
Fraud - Wire	0	0	0	0
Motor Vehicle Theft	5	1	1	0
Robbery	0	0	0	0
Stolen Property Offense	0	0	0	0
Theft - Pocket Picking	0	0	0	0
Theft - Purse Snatching	0	0	0	0
Theft - Shoplifting	1	0	0	0
Theft from Building	3	0	0	0
Theft from Coin Machine	1	1	0	0
Theft from Motor Vehicle	5	0	0	0
Theft of Motor Vehicle Parts	9	0	0	0
Theft - All Other Larceny	23	0	0	0
Crimes Against Society				
Drug/Narcotic Violations	17	17	16	0
Drug/Narcotic Equipment Violations	14	14	0	0
Gambling-Betting/Wagering	0	0	0	0
Gambling-Operating/Promoting	0	0	0	0
Gambling-Equipment Violation	0	0	0	0
Gambling-Sports Tampering	0	0	0	0
Pornography/Obscene Materials	0	0	0	0
Prostitution	0	0	0	0
Prostitution-Assisting/Promoting	0	0	0	0
Weapon Law Violations	1	1	1	0
Total Group A Offenses	203	67	47	0



Cross Plains Police Department

2002 Population Estimate **1,413**

Offense Overview

Offense Total 60
 Number Cleared 7
 Percent Cleared 11.7%

Group A Crimes per 100,000
 population 4,246.3

Arrest Overview

Total Arrests 11
 Adult Arrests 8
 Juvenile Arrests 2
 Unknown Age 1

Arrests per 100,000 population 778.5

Avg. number offenses/incident 1.00

Domestic Violence Victims

Offense	Total	Arrests
Murder	0	0
Aggravated Assault	0	0
Simple Assault	2	2
Intimidation	0	0
Stalking	0	0
Forcible Rape	0	0
Forcible Sodomy	0	0
Sexual Assault w/Object	0	0
Forcible Fondling	0	0
Incest	0	0
Statutory Rape	0	0
Kidnapping/Abduction	0	0
Total	2	2

TIBRS Group B Arrests

Offense	Adult	Juvenile
Bad Checks	0	0
Curfew/Vagrancy	0	0
Disorderly Conduct	0	0
DUI	0	0
Drunkenness	1	0
Family-Non Violent	0	0
Liquor Law Violation	0	0
Peeping Tom	0	0
Runaway	0	0
Trespass	0	0
All Other Offense	1	1
Total Group B	2	1

TIBRS Group A Offenses	Offenses		Arrests	
	Reported	Cleared	Adult	Juvenile
Crimes Against Persons				
Murder	0	0	0	0
Negligent Manslaughter	0	0	0	0
Kidnapping/Abduction	0	0	0	0
Forcible Rape	0	0	0	0
Forcible Sodomy	0	0	0	0
Sexual Assault w/Object	0	0	0	0
Forcible Fondling	0	0	0	0
Incest	0	0	0	0
Statutory Rape	0	0	0	0
Aggravated Assault	2	0	0	0
Simple Assault	16	6	6	0
Intimidation	6	1	0	1
Stalking	0	0	0	0
Crimes Against Property				
Arson	0	0	0	0
Bribery	0	0	0	0
Burglary	9	0	0	0
Counterfeiting/Forgery	0	0	0	0
Destruction/Damage/Vandalism	7	0	0	0
Embezzlement	0	0	0	0
Extortion/Blackmail	0	0	0	0
Fraud - False Pretenses	0	0	0	0
Fraud - Credit Card/ATM	0	0	0	0
Fraud - Impersonation	0	0	0	0
Fraud - Welfare	0	0	0	0
Fraud - Wire	0	0	0	0
Motor Vehicle Theft	2	0	0	0
Robbery	0	0	0	0
Stolen Property Offense	0	0	0	0
Theft - Pocket Picking	0	0	0	0
Theft - Purse Snatching	0	0	0	0
Theft - Shoplifting	1	0	0	0
Theft from Building	6	0	0	0
Theft from Coin Machine	0	0	0	0
Theft from Motor Vehicle	2	0	0	0
Theft of Motor Vehicle Parts	0	0	0	0
Theft - All Other Larceny	9	0	0	0
Crimes Against Society				
Drug/Narcotic Violations	0	0	0	0
Drug/Narcotic Equipment Violations	0	0	0	0
Gambling-Betting/Wagering	0	0	0	0
Gambling-Operating/Promoting	0	0	0	0
Gambling-Equipment Violation	0	0	0	0
Gambling-Sports Tampering	0	0	0	0
Pornography/Obscene Materials	0	0	0	0
Prostitution	0	0	0	0
Prostitution-Assisting/Promoting	0	0	0	0
Weapon Law Violations	0	0	0	0
Total Group A Offenses	60	7	6	1



Crossville Police Department

2002 Population Estimate 9,537

Offense Overview

Offense Total 2,648
Number Cleared 925
Percent Cleared 34.9%

Group A Crimes per 100,000 population 27,765.5

Arrest Overview

Total Arrests 1,211
Adult Arrests 1,023
Juvenile Arrests 188
Unknown Age 0

Arrests per 100,000 population 12,697.9

Avg. number offenses/incident 1.30

Domestic Violence Victims

Offense	Total	Arrests
Murder	0	0
Aggravated Assault	18	13
Simple Assault	85	47
Intimidation	10	0
Stalking	0	0
Forcible Rape	0	0
Forcible Sodomy	0	0
Sexual Assault w/Object	0	0
Forcible Fondling	1	0
Incest	1	0
Statutory Rape	1	0
Kidnapping/Abduction	0	0
Total	116	60

TIBRS Group B Arrests

Offense	Adult	Juvenile
Bad Checks	1	0
Curfew/Vagrancy	0	0
Disorderly Conduct	22	11
DUI	117	1
Drunkenness	96	3
Family-Non Violent	0	0
Liquor Law Violation	55	32
Peeping Tom	0	0
Runaway	0	11
Trespass	6	0
All Other Offense	102	11
Total Group B	399	69

TIBRS Group A Offenses	Offenses		Arrests	
	Reported	Cleared	Adult	Juvenile
Crimes Against Persons				
Murder	1	0	0	0
Negligent Manslaughter	1	1	2	0
Kidnapping/Abduction	2	1	1	0
Forcible Rape	1	1	1	0
Forcible Sodomy	0	0	0	0
Sexual Assault w/Object	0	0	0	0
Forcible Fondling	8	0	0	0
Incest	1	0	0	0
Statutory Rape	2	0	0	0
Aggravated Assault	81	49	34	3
Simple Assault	287	179	134	26
Intimidation	34	4	1	4
Stalking	0	0	0	0
Crimes Against Property				
Arson	0	0	0	0
Bribery	0	0	0	0
Burglary	188	15	8	5
Counterfeiting/Forgery	127	12	11	0
Destruction/Damage/Vandalism	271	39	16	4
Embezzlement	12	6	6	0
Extortion/Blackmail	1	0	0	0
Fraud - False Pretenses	158	10	2	0
Fraud - Credit Card/ATM	7	0	0	0
Fraud - Impersonation	11	4	1	0
Fraud - Welfare	0	0	0	0
Fraud - Wire	3	0	0	0
Motor Vehicle Theft	50	3	4	0
Robbery	6	1	2	0
Stolen Property Offense	5	5	7	0
Theft - Pocket Picking	0	0	0	0
Theft - Purse Snatching	1	0	0	0
Theft - Shoplifting	124	79	57	29
Theft from Building	164	15	13	7
Theft from Coin Machine	109	2	1	1
Theft from Motor Vehicle	170	14	9	4
Theft of Motor Vehicle Parts	88	3	0	2
Theft - All Other Larceny	259	15	12	1
Crimes Against Society				
Drug/Narcotic Violations	252	248	267	24
Drug/Narcotic Equipment Violations	169	168	21	3
Gambling-Betting/Wagering	0	0	0	0
Gambling-Operating/Promoting	1	1	1	0
Gambling-Equipment Violation	1	1	1	0
Gambling-Sports Tampering	0	0	0	0
Pornography/Obscene Materials	1	1	0	1
Prostitution	0	0	0	0
Prostitution-Assisting/Promoting	0	0	0	0
Weapon Law Violations	52	48	12	5
Total Group A Offenses	2,648	925	624	119



Crump Police Department

2002 Population Estimate 1,541

Offense Overview

Offense Total 52
Number Cleared 22
Percent Cleared 42.3%

Group A Crimes per 100,000 population 3,374.4

Arrest Overview

Total Arrests 31
Adult Arrests 31
Juvenile Arrests 0
Unknown Age 0

Arrests per 100,000 population 2,011.7

Avg. number offenses/incident 1.13

Domestic Violence Victims

Offense	Total	Arrests
Murder	0	0
Aggravated Assault	0	0
Simple Assault	7	5
Intimidation	1	0
Stalking	0	0
Forcible Rape	0	0
Forcible Sodomy	0	0
Sexual Assault w/Object	0	0
Forcible Fondling	0	0
Incest	0	0
Statutory Rape	0	0
Kidnapping/Abduction	0	0
Total	8	5

TIBRS Group B Arrests

Offense	Adult	Juvenile
Bad Checks	0	0
Curfew/Vagrancy	0	0
Disorderly Conduct	0	0
DUI	4	0
Drunkenness	9	0
Family-Non Violent	0	0
Liquor Law Violation	0	0
Peeping Tom	0	0
Runaway	0	0
Trespass	1	0
All Other Offense	1	0
Total Group B	15	0

TIBRS Group A Offenses	Offenses		Arrests	
	Reported	Cleared	Adult	Juvenile
Crimes Against Persons				
Murder	0	0	0	0
Negligent Manslaughter	0	0	0	0
Kidnapping/Abduction	0	0	0	0
Forcible Rape	0	0	0	0
Forcible Sodomy	0	0	0	0
Sexual Assault w/Object	0	0	0	0
Forcible Fondling	0	0	0	0
Incest	0	0	0	0
Statutory Rape	0	0	0	0
Aggravated Assault	1	1	1	0
Simple Assault	13	9	6	0
Intimidation	1	1	0	0
Stalking	0	0	0	0
Crimes Against Property				
Arson	0	0	0	0
Bribery	0	0	0	0
Burglary	14	1	1	0
Counterfeiting/Forgery	2	2	2	0
Destruction/Damage/Vandalism	4	1	1	0
Embezzlement	0	0	0	0
Extortion/Blackmail	0	0	0	0
Fraud - False Pretenses	0	0	0	0
Fraud - Credit Card/ATM	0	0	0	0
Fraud - Impersonation	0	0	0	0
Fraud - Welfare	0	0	0	0
Fraud - Wire	0	0	0	0
Motor Vehicle Theft	1	0	0	0
Robbery	0	0	0	0
Stolen Property Offense	0	0	0	0
Theft - Pocket Picking	0	0	0	0
Theft - Purse Snatching	0	0	0	0
Theft - Shoplifting	1	1	0	0
Theft from Building	3	1	1	0
Theft from Coin Machine	0	0	0	0
Theft from Motor Vehicle	4	0	0	0
Theft of Motor Vehicle Parts	0	0	0	0
Theft - All Other Larceny	2	0	0	0
Crimes Against Society				
Drug/Narcotic Violations	4	3	2	0
Drug/Narcotic Equipment Violations	2	2	2	0
Gambling-Betting/Wagering	0	0	0	0
Gambling-Operating/Promoting	0	0	0	0
Gambling-Equipment Violation	0	0	0	0
Gambling-Sports Tampering	0	0	0	0
Pornography/Obscene Materials	0	0	0	0
Prostitution	0	0	0	0
Prostitution-Assisting/Promoting	0	0	0	0
Weapon Law Violations	0	0	0	0
Total Group A Offenses	52	22	16	0



Cumberland City Police Department

2002 Population Estimate 319

Offense Overview

Offense Total 28
Number Cleared 18
Percent Cleared 64.3%

Group A Crimes per 100,000 population 8,777.4

Arrest Overview

Total Arrests 51
Adult Arrests 48
Juvenile Arrests 3
Unknown Age 0

Arrests per 100,000 population 15,987.5

Avg. number offenses/incident 1.27

Domestic Violence Victims

Offense	Total	Arrests
Murder	0	0
Aggravated Assault	0	0
Simple Assault	2	1
Intimidation	1	0
Stalking	0	0
Forcible Rape	0	0
Forcible Sodomy	0	0
Sexual Assault w/Object	0	0
Forcible Fondling	0	0
Incest	0	0
Statutory Rape	0	0
Kidnapping/Abduction	0	0
Total	3	1

TIBRS Group B Arrests

Offense	Adult	Juvenile
Bad Checks	0	0
Curfew/Vagrancy	0	0
Disorderly Conduct	1	0
DUI	12	0
Drunkenness	2	0
Family-Non Violent	0	0
Liquor Law Violation	13	2
Peeping Tom	0	0
Runaway	0	0
Trespass	0	0
All Other Offense	5	0
Total Group B	33	2

TIBRS Group A Offenses	Offenses		Arrests	
	Reported	Cleared	Adult	Juvenile
Crimes Against Persons				
Murder	0	0	0	0
Negligent Manslaughter	0	0	0	0
Kidnapping/Abduction	0	0	0	0
Forcible Rape	0	0	0	0
Forcible Sodomy	0	0	0	0
Sexual Assault w/Object	0	0	0	0
Forcible Fondling	0	0	0	0
Incest	0	0	0	0
Statutory Rape	0	0	0	0
Aggravated Assault	0	0	0	0
Simple Assault	3	2	2	0
Intimidation	3	0	0	0
Stalking	0	0	0	0
Crimes Against Property				
Arson	0	0	0	0
Bribery	0	0	0	0
Burglary	3	1	3	0
Counterfeiting/Forgery	1	0	0	0
Destruction/Damage/Vandalism	1	0	0	0
Embezzlement	0	0	0	0
Extortion/Blackmail	0	0	0	0
Fraud - False Pretenses	1	0	0	0
Fraud - Credit Card/ATM	0	0	0	0
Fraud - Impersonation	0	0	0	0
Fraud - Welfare	0	0	0	0
Fraud - Wire	0	0	0	0
Motor Vehicle Theft	0	0	0	0
Robbery	0	0	0	0
Stolen Property Offense	1	1	1	0
Theft - Pocket Picking	0	0	0	0
Theft - Purse Snatching	0	0	0	0
Theft - Shoplifting	0	0	0	0
Theft from Building	0	0	0	0
Theft from Coin Machine	0	0	0	0
Theft from Motor Vehicle	0	0	0	0
Theft of Motor Vehicle Parts	0	0	0	0
Theft - All Other Larceny	1	0	0	0
Crimes Against Society				
Drug/Narcotic Violations	7	7	6	1
Drug/Narcotic Equipment Violations	6	6	2	0
Gambling-Betting/Wagering	0	0	0	0
Gambling-Operating/Promoting	0	0	0	0
Gambling-Equipment Violation	0	0	0	0
Gambling-Sports Tampering	0	0	0	0
Pornography/Obscene Materials	0	0	0	0
Prostitution	0	0	0	0
Prostitution-Assisting/Promoting	0	0	0	0
Weapon Law Violations	1	1	1	0
Total Group A Offenses	28	18	15	1



Cumberland Gap Police Department

2002 Population Estimate 196

Offense Overview

Offense Total 18
Number Cleared 6
Percent Cleared 33.3%

Group A Crimes per 100,000 population 9,183.7

Arrest Overview

Total Arrests 8
Adult Arrests 8
Juvenile Arrests 0
Unknown Age 0

Arrests per 100,000 population 4,081.6

Avg. number offenses/incident 1.06

Domestic Violence Victims

Offense	Total	Arrests
Murder	0	0
Aggravated Assault	0	0
Simple Assault	1	1
Intimidation	0	0
Stalking	0	0
Forcible Rape	0	0
Forcible Sodomy	0	0
Sexual Assault w/Object	0	0
Forcible Fondling	0	0
Incest	0	0
Statutory Rape	0	0
Kidnapping/Abduction	0	0
Total	1	1

TIBRS Group B Arrests

Offense	Adult	Juvenile
Bad Checks	0	0
Curfew/Vagrancy	0	0
Disorderly Conduct	0	0
DUI	1	0
Drunkenness	1	0
Family-Non Violent	0	0
Liquor Law Violation	1	0
Peeping Tom	0	0
Runaway	0	0
Trespass	0	0
All Other Offense	0	0
Total Group B	3	0

TIBRS Group A Offenses	Offenses		Arrests	
	Reported	Cleared	Adult	Juvenile
Crimes Against Persons				
Murder	0	0	0	0
Negligent Manslaughter	0	0	0	0
Kidnapping/Abduction	0	0	0	0
Forcible Rape	0	0	0	0
Forcible Sodomy	0	0	0	0
Sexual Assault w/Object	0	0	0	0
Forcible Fondling	0	0	0	0
Incest	0	0	0	0
Statutory Rape	0	0	0	0
Aggravated Assault	3	2	1	0
Simple Assault	2	1	1	0
Intimidation	0	0	0	0
Stalking	0	0	0	0
Crimes Against Property				
Arson	0	0	0	0
Bribery	0	0	0	0
Burglary	4	1	0	0
Counterfeiting/Forgery	1	1	2	0
Destruction/Damage/Vandalism	0	0	0	0
Embezzlement	0	0	0	0
Extortion/Blackmail	0	0	0	0
Fraud - False Pretenses	1	0	0	0
Fraud - Credit Card/ATM	0	0	0	0
Fraud - Impersonation	0	0	0	0
Fraud - Welfare	0	0	0	0
Fraud - Wire	0	0	0	0
Motor Vehicle Theft	0	0	0	0
Robbery	0	0	0	0
Stolen Property Offense	1	1	1	0
Theft - Pocket Picking	0	0	0	0
Theft - Purse Snatching	0	0	0	0
Theft - Shoplifting	0	0	0	0
Theft from Building	2	0	0	0
Theft from Coin Machine	0	0	0	0
Theft from Motor Vehicle	2	0	0	0
Theft of Motor Vehicle Parts	0	0	0	0
Theft - All Other Larceny	1	0	0	0
Crimes Against Society				
Drug/Narcotic Violations	1	0	0	0
Drug/Narcotic Equipment Violations	0	0	0	0
Gambling-Betting/Wagering	0	0	0	0
Gambling-Operating/Promoting	0	0	0	0
Gambling-Equipment Violation	0	0	0	0
Gambling-Sports Tampering	0	0	0	0
Pornography/Obscene Materials	0	0	0	0
Prostitution	0	0	0	0
Prostitution-Assisting/Promoting	0	0	0	0
Weapon Law Violations	0	0	0	0
Total Group A Offenses	18	6	5	0



Dandridge Police Department

2002 Population Estimate 2,175

Offense Overview

Offense Total 207
 Number Cleared 86
 Percent Cleared 41.5%

Group A Crimes per 100,000
 population 9,517.2

Arrest Overview

Total Arrests 153
 Adult Arrests 149
 Juvenile Arrests 4
 Unknown Age 0

Arrests per 100,000 population 7,034.5

Avg. number offenses/incident 1.08

Domestic Violence Victims

Offense	Total	Arrests
Murder	0	0
Aggravated Assault	2	2
Simple Assault	13	10
Intimidation	3	0
Stalking	0	0
Forcible Rape	0	0
Forcible Sodomy	0	0
Sexual Assault w/Object	0	0
Forcible Fondling	0	0
Incest	0	0
Statutory Rape	0	0
Kidnapping/Abduction	0	0
Total	18	12

TIBRS Group B Arrests

Offense	Adult	Juvenile
Bad Checks	0	0
Curfew/Vagrancy	0	0
Disorderly Conduct	2	0
DUI	42	0
Drunkenness	33	0
Family-Non Violent	1	0
Liquor Law Violation	6	0
Peeping Tom	0	0
Runaway	0	0
Trespass	2	0
All Other Offense	7	1
Total Group B	93	1

TIBRS Group A Offenses	Offenses		Arrests	
	Reported	Cleared	Adult	Juvenile
Crimes Against Persons				
Murder	0	0	0	0
Negligent Manslaughter	0	0	0	0
Kidnapping/Abduction	0	0	0	0
Forcible Rape	1	0	0	0
Forcible Sodomy	0	0	0	0
Sexual Assault w/Object	0	0	0	0
Forcible Fondling	0	0	0	0
Incest	0	0	0	0
Statutory Rape	1	1	1	0
Aggravated Assault	2	2	2	0
Simple Assault	31	18	13	1
Intimidation	3	0	0	0
Stalking	0	0	0	0
Crimes Against Property				
Arson	2	2	2	0
Bribery	0	0	0	0
Burglary	9	0	0	0
Counterfeiting/Forgery	7	2	3	0
Destruction/Damage/Vandalism	9	1	0	0
Embezzlement	0	0	0	0
Extortion/Blackmail	0	0	0	0
Fraud - False Pretenses	3	0	0	0
Fraud - Credit Card/ATM	0	0	0	0
Fraud - Impersonation	1	0	0	0
Fraud - Welfare	0	0	0	0
Fraud - Wire	0	0	0	0
Motor Vehicle Theft	6	1	0	1
Robbery	1	0	0	0
Stolen Property Offense	0	0	0	0
Theft - Pocket Picking	0	0	0	0
Theft - Purse Snatching	0	0	0	0
Theft - Shoplifting	11	9	0	0
Theft from Building	14	0	0	0
Theft from Coin Machine	2	0	0	0
Theft from Motor Vehicle	6	0	0	0
Theft of Motor Vehicle Parts	3	0	0	0
Theft - All Other Larceny	52	9	7	0
Crimes Against Society				
Drug/Narcotic Violations	29	27	22	1
Drug/Narcotic Equipment Violations	10	10	5	0
Gambling-Betting/Wagering	0	0	0	0
Gambling-Operating/Promoting	0	0	0	0
Gambling-Equipment Violation	0	0	0	0
Gambling-Sports Tampering	0	0	0	0
Pornography/Obscene Materials	0	0	0	0
Prostitution	0	0	0	0
Prostitution-Assisting/Promoting	0	0	0	0
Weapon Law Violations	4	4	1	0
Total Group A Offenses	207	86	56	3



Dayton Police Department

2002 Population Estimate 6,324

Offense Overview

Offense Total 641
Number Cleared 266
Percent Cleared 41.5%

Group A Crimes per 100,000 population 10,136.0

Arrest Overview

Total Arrests 471
Adult Arrests 429
Juvenile Arrests 42
Unknown Age 0

Arrests per 100,000 population 7,447.8

Avg. number offenses/incident 1.07

Domestic Violence Victims

Offense	Total	Arrests
Murder	0	0
Aggravated Assault	4	3
Simple Assault	21	11
Intimidation	5	1
Stalking	0	0
Forcible Rape	0	0
Forcible Sodomy	0	0
Sexual Assault w/Object	0	0
Forcible Fondling	1	1
Incest	0	0
Statutory Rape	0	0
Kidnapping/Abduction	0	0
Total	31	16

TIBRS Group B Arrests

Offense	Adult	Juvenile
Bad Checks	0	0
Curfew/Vagrancy	0	0
Disorderly Conduct	24	6
DUI	60	0
Drunkenness	130	2
Family-Non Violent	2	0
Liquor Law Violation	13	3
Peeping Tom	0	0
Runaway	0	8
Trespass	7	0
All Other Offense	11	1
Total Group B	247	20

TIBRS Group A Offenses	Offenses		Arrests	
	Reported	Cleared	Adult	Juvenile
Crimes Against Persons				
Murder	0	0	0	0
Negligent Manslaughter	0	0	0	0
Kidnapping/Abduction	0	0	0	0
Forcible Rape	0	0	0	0
Forcible Sodomy	0	0	0	0
Sexual Assault w/Object	0	0	0	0
Forcible Fondling	1	1	1	0
Incest	0	0	0	0
Statutory Rape	0	0	0	0
Aggravated Assault	10	5	4	0
Simple Assault	69	40	21	2
Intimidation	27	13	1	0
Stalking	0	0	0	0
Crimes Against Property				
Arson	1	1	0	0
Bribery	0	0	0	0
Burglary	57	10	9	3
Counterfeiting/Forgery	23	8	8	1
Destruction/Damage/Vandalism	90	12	2	0
Embezzlement	7	5	3	0
Extortion/Blackmail	0	0	0	0
Fraud - False Pretenses	3	1	2	0
Fraud - Credit Card/ATM	2	0	1	0
Fraud - Impersonation	0	0	0	0
Fraud - Welfare	0	0	0	0
Fraud - Wire	0	0	0	0
Motor Vehicle Theft	14	5	3	0
Robbery	3	1	2	0
Stolen Property Offense	0	0	0	0
Theft - Pocket Picking	0	0	0	0
Theft - Purse Snatching	0	0	0	0
Theft - Shoplifting	61	53	37	11
Theft from Building	38	10	9	0
Theft from Coin Machine	4	0	0	0
Theft from Motor Vehicle	57	17	5	0
Theft of Motor Vehicle Parts	31	6	4	0
Theft - All Other Larceny	74	9	6	1
Crimes Against Society				
Drug/Narcotic Violations	57	57	60	3
Drug/Narcotic Equipment Violations	7	7	3	1
Gambling-Betting/Wagering	0	0	0	0
Gambling-Operating/Promoting	0	0	0	0
Gambling-Equipment Violation	0	0	0	0
Gambling-Sports Tampering	0	0	0	0
Pornography/Obscene Materials	0	0	0	0
Prostitution	0	0	0	0
Prostitution-Assisting/Promoting	0	0	0	0
Weapon Law Violations	5	5	1	0
Total Group A Offenses	641	266	182	22



Decatur Police Department

2002 Population Estimate 1,422

Offense Overview

Offense Total 87
Number Cleared 29
Percent Cleared 33.3%

Group A Crimes per 100,000 population 6,118.1

Arrest Overview

Total Arrests 52
Adult Arrests 48
Juvenile Arrests 4
Unknown Age 0

Arrests per 100,000 population 3,656.8

Avg. number offenses/incident 1.13

Domestic Violence Victims

Offense	Total	Arrests
Murder	0	0
Aggravated Assault	0	0
Simple Assault	1	0
Intimidation	0	0
Stalking	0	0
Forcible Rape	0	0
Forcible Sodomy	0	0
Sexual Assault w/Object	0	0
Forcible Fondling	0	0
Incest	0	0
Statutory Rape	0	0
Kidnapping/Abduction	0	0
Total	1	0

TIBRS Group B Arrests

Offense	Adult	Juvenile
Bad Checks	0	0
Curfew/Vagrancy	0	0
Disorderly Conduct	0	0
DUI	12	0
Drunkenness	12	0
Family-Non Violent	0	0
Liquor Law Violation	1	0
Peeping Tom	0	0
Runaway	0	0
Trespass	1	0
All Other Offense	0	0
Total Group B	26	0

TIBRS Group A Offenses	Offenses		Arrests	
	Reported	Cleared	Adult	Juvenile
Crimes Against Persons				
Murder	0	0	0	0
Negligent Manslaughter	0	0	0	0
Kidnapping/Abduction	0	0	0	0
Forcible Rape	0	0	0	0
Forcible Sodomy	0	0	0	0
Sexual Assault w/Object	0	0	0	0
Forcible Fondling	0	0	0	0
Incest	0	0	0	0
Statutory Rape	0	0	0	0
Aggravated Assault	4	2	2	0
Simple Assault	17	8	4	1
Intimidation	6	1	0	0
Stalking	2	0	0	0
Crimes Against Property				
Arson	0	0	0	0
Bribery	0	0	0	0
Burglary	6	1	0	2
Counterfeiting/Forgery	0	0	0	0
Destruction/Damage/Vandalism	18	1	0	0
Embezzlement	0	0	0	0
Extortion/Blackmail	0	0	0	0
Fraud - False Pretenses	2	0	0	0
Fraud - Credit Card/ATM	0	0	0	0
Fraud - Impersonation	0	0	0	0
Fraud - Welfare	0	0	0	0
Fraud - Wire	0	0	0	0
Motor Vehicle Theft	3	1	1	0
Robbery	0	0	0	0
Stolen Property Offense	0	0	0	0
Theft - Pocket Picking	0	0	0	0
Theft - Purse Snatching	0	0	0	0
Theft - Shoplifting	3	2	2	0
Theft from Building	2	1	0	1
Theft from Coin Machine	0	0	0	0
Theft from Motor Vehicle	3	0	0	0
Theft of Motor Vehicle Parts	0	0	0	0
Theft - All Other Larceny	9	0	0	0
Crimes Against Society				
Drug/Narcotic Violations	12	12	13	0
Drug/Narcotic Equipment Violations	0	0	0	0
Gambling-Betting/Wagering	0	0	0	0
Gambling-Operating/Promoting	0	0	0	0
Gambling-Equipment Violation	0	0	0	0
Gambling-Sports Tampering	0	0	0	0
Pornography/Obscene Materials	0	0	0	0
Prostitution	0	0	0	0
Prostitution-Assisting/Promoting	0	0	0	0
Weapon Law Violations	0	0	0	0
Total Group A Offenses	87	29	22	4



Decaturville Police Department

2002 Population Estimate 844

Offense Overview

Offense Total 21
Number Cleared 6
Percent Cleared 28.6%

Group A Crimes per 100,000 population 2,488.2

Arrest Overview

Total Arrests 7
Adult Arrests 7
Juvenile Arrests 0
Unknown Age 0

Arrests per 100,000 population 829.4

Avg. number offenses/incident 1.05

Domestic Violence Victims

Offense	Total	Arrests
Murder	0	0
Aggravated Assault	0	0
Simple Assault	0	0
Intimidation	0	0
Stalking	0	0
Forcible Rape	0	0
Forcible Sodomy	0	0
Sexual Assault w/Object	0	0
Forcible Fondling	0	0
Incest	0	0
Statutory Rape	0	0
Kidnapping/Abduction	0	0
Total	0	0

TIBRS Group B Arrests

Offense	Adult	Juvenile
Bad Checks	0	0
Curfew/Vagrancy	0	0
Disorderly Conduct	0	0
DUI	1	0
Drunkenness	0	0
Family-Non Violent	0	0
Liquor Law Violation	0	0
Peeping Tom	0	0
Runaway	0	0
Trespass	0	0
All Other Offense	0	0
Total Group B	1	0

TIBRS Group A Offenses	Offenses		Arrests	
	Reported	Cleared	Adult	Juvenile
Crimes Against Persons				
Murder	0	0	0	0
Negligent Manslaughter	0	0	0	0
Kidnapping/Abduction	0	0	0	0
Forcible Rape	0	0	0	0
Forcible Sodomy	0	0	0	0
Sexual Assault w/Object	0	0	0	0
Forcible Fondling	0	0	0	0
Incest	0	0	0	0
Statutory Rape	0	0	0	0
Aggravated Assault	2	1	1	0
Simple Assault	3	2	2	0
Intimidation	1	0	0	0
Stalking	0	0	0	0
Crimes Against Property				
Arson	0	0	0	0
Bribery	0	0	0	0
Burglary	1	0	0	0
Counterfeiting/Forgery	0	0	0	0
Destruction/Damage/Vandalism	0	0	0	0
Embezzlement	0	0	0	0
Extortion/Blackmail	0	0	0	0
Fraud - False Pretenses	0	0	0	0
Fraud - Credit Card/ATM	0	0	0	0
Fraud - Impersonation	0	0	0	0
Fraud - Welfare	0	0	0	0
Fraud - Wire	0	0	0	0
Motor Vehicle Theft	2	0	0	0
Robbery	0	0	0	0
Stolen Property Offense	0	0	0	0
Theft - Pocket Picking	0	0	0	0
Theft - Purse Snatching	0	0	0	0
Theft - Shoplifting	0	0	0	0
Theft from Building	4	1	1	0
Theft from Coin Machine	0	0	0	0
Theft from Motor Vehicle	0	0	0	0
Theft of Motor Vehicle Parts	1	0	0	0
Theft - All Other Larceny	5	0	0	0
Crimes Against Society				
Drug/Narcotic Violations	2	2	2	0
Drug/Narcotic Equipment Violations	0	0	0	0
Gambling-Betting/Wagering	0	0	0	0
Gambling-Operating/Promoting	0	0	0	0
Gambling-Equipment Violation	0	0	0	0
Gambling-Sports Tampering	0	0	0	0
Pornography/Obscene Materials	0	0	0	0
Prostitution	0	0	0	0
Prostitution-Assisting/Promoting	0	0	0	0
Weapon Law Violations	0	0	0	0
Total Group A Offenses	21	6	6	0



Decherd Police Department

2002 Population Estimate 2,222

Offense Overview

Offense Total 357
Number Cleared 126
Percent Cleared 35.3%

Group A Crimes per 100,000 population 16,066.6

Arrest Overview

Total Arrests 203
Adult Arrests 184
Juvenile Arrests 17
Unknown Age 2

Arrests per 100,000 population 9,135.9

Avg. number offenses/incident 1.23

Domestic Violence Victims

Offense	Total	Arrests
Murder	1	1
Aggravated Assault	6	3
Simple Assault	25	14
Intimidation	5	2
Stalking	0	0
Forcible Rape	1	0
Forcible Sodomy	0	0
Sexual Assault w/Object	0	0
Forcible Fondling	3	0
Incest	0	0
Statutory Rape	0	0
Kidnapping/Abduction	0	0
Total	41	20

TIBRS Group B Arrests

Offense	Adult	Juvenile
Bad Checks	0	0
Curfew/Vagrancy	0	0
Disorderly Conduct	4	0
DUI	53	1
Drunkenness	14	0
Family-Non Violent	0	0
Liquor Law Violation	14	2
Peeping Tom	0	0
Runaway	0	0
Trespass	1	0
All Other Offense	9	1
Total Group B	95	4

TIBRS Group A Offenses	Offenses		Arrests	
	Reported	Cleared	Adult	Juvenile
Crimes Against Persons				
Murder	1	1	1	0
Negligent Manslaughter	0	0	0	0
Kidnapping/Abduction	1	1	1	0
Forcible Rape	1	0	0	0
Forcible Sodomy	0	0	0	0
Sexual Assault w/Object	0	0	0	0
Forcible Fondling	7	0	0	0
Incest	0	0	0	0
Statutory Rape	0	0	0	0
Aggravated Assault	22	8	6	0
Simple Assault	53	32	25	4
Intimidation	23	6	3	0
Stalking	0	0	0	0
Crimes Against Property				
Arson	0	0	0	0
Bribery	0	0	0	0
Burglary	33	2	1	0
Counterfeiting/Forgery	14	4	2	1
Destruction/Damage/Vandalism	36	6	2	1
Embezzlement	0	0	0	0
Extortion/Blackmail	0	0	0	0
Fraud - False Pretenses	12	0	0	0
Fraud - Credit Card/ATM	3	0	0	0
Fraud - Impersonation	4	2	2	0
Fraud - Welfare	0	0	0	0
Fraud - Wire	0	0	0	0
Motor Vehicle Theft	6	1	0	0
Robbery	0	0	0	0
Stolen Property Offense	0	0	0	0
Theft - Pocket Picking	0	0	0	0
Theft - Purse Snatching	0	0	0	0
Theft - Shoplifting	9	5	6	0
Theft from Building	8	2	2	0
Theft from Coin Machine	5	1	1	2
Theft from Motor Vehicle	14	1	1	0
Theft of Motor Vehicle Parts	11	0	0	0
Theft - All Other Larceny	25	0	0	0
Crimes Against Society				
Drug/Narcotic Violations	43	36	30	5
Drug/Narcotic Equipment Violations	21	14	2	0
Gambling-Betting/Wagering	0	0	0	0
Gambling-Operating/Promoting	0	0	0	0
Gambling-Equipment Violation	0	0	0	0
Gambling-Sports Tampering	0	0	0	0
Pornography/Obscene Materials	0	0	0	0
Prostitution	0	0	0	0
Prostitution-Assisting/Promoting	0	0	0	0
Weapon Law Violations	5	4	4	0
Total Group A Offenses	357	126	89	13



Dickson Police Department

2002 Population Estimate 12,325

Offense Overview

Offense Total 2,164
Number Cleared 1,102
Percent Cleared 50.9%

Group A Crimes per 100,000 population 17,557.8

Arrest Overview

Total Arrests 1,101
Adult Arrests 1,038
Juvenile Arrests 63
Unknown Age 0

Arrests per 100,000 population 8,933.1

Avg. number offenses/incident 1.10

Domestic Violence Victims

Offense	Total	Arrests
Murder	0	0
Aggravated Assault	13	7
Simple Assault	157	60
Intimidation	87	6
Stalking	2	1
Forcible Rape	1	0
Forcible Sodomy	0	0
Sexual Assault w/Object	0	0
Forcible Fondling	2	0
Incest	0	0
Statutory Rape	0	0
Kidnapping/Abduction	1	2
Total	263	76

TIBRS Group B Arrests

Offense	Adult	Juvenile
Bad Checks	0	0
Curfew/Vagrancy	0	1
Disorderly Conduct	12	0
DUI	91	2
Drunkenness	33	0
Family-Non Violent	1	0
Liquor Law Violation	11	4
Peeping Tom	0	0
Runaway	0	0
Trespass	13	0
All Other Offense	462	3
Total Group B	623	10

TIBRS Group A Offenses	Offenses		Arrests	
	Reported	Cleared	Adult	Juvenile
Crimes Against Persons				
Murder	0	0	0	0
Negligent Manslaughter	0	0	0	0
Kidnapping/Abduction	3	3	2	0
Forcible Rape	7	5	0	0
Forcible Sodomy	0	0	0	0
Sexual Assault w/Object	0	0	0	0
Forcible Fondling	3	1	0	0
Incest	0	0	0	0
Statutory Rape	4	0	0	0
Aggravated Assault	51	41	19	1
Simple Assault	407	341	122	6
Intimidation	258	200	20	0
Stalking	12	10	3	0

Crimes Against Property

Arson	2	0	0	0
Bribery	0	0	0	0
Burglary	118	19	15	3
Counterfeiting/Forgery	108	51	23	0
Destruction/Damage/Vandalism	293	63	14	2
Embezzlement	18	11	6	1
Extortion/Blackmail	0	0	0	0
Fraud - False Pretenses	47	42	33	0
Fraud - Credit Card/ATM	3	1	0	0
Fraud - Impersonation	54	29	6	2
Fraud - Welfare	0	0	0	0
Fraud - Wire	0	0	0	0
Motor Vehicle Theft	59	16	8	3
Robbery	17	5	4	0
Stolen Property Offense	3	3	1	0
Theft - Pocket Picking	2	1	2	0
Theft - Purse Snatching	3	2	2	0
Theft - Shoplifting	98	80	65	27
Theft from Building	36	7	2	0
Theft from Coin Machine	9	0	0	0
Theft from Motor Vehicle	48	7	5	0
Theft of Motor Vehicle Parts	68	7	3	2
Theft - All Other Larceny	361	90	27	1

Crimes Against Society

Drug/Narcotic Violations	45	40	26	1
Drug/Narcotic Equipment Violations	12	12	2	2
Gambling-Betting/Wagering	0	0	0	0
Gambling-Operating/Promoting	0	0	0	0
Gambling-Equipment Violation	0	0	0	0
Gambling-Sports Tampering	0	0	0	0
Pornography/Obscene Materials	0	0	0	0
Prostitution	1	1	0	0
Prostitution-Assisting/Promoting	0	0	0	0
Weapon Law Violations	14	14	5	2

Total Group A Offenses 2,164 1,102 415 53

Dover Police Department

2002 Population Estimate **1,458**

Offense Overview

Offense Total 36
 Number Cleared 18
 Percent Cleared 50.0%

Group A Crimes per 100,000
 population 2,469.1

Arrest Overview

Total Arrests 35
 Adult Arrests 29
 Juvenile Arrests 6
 Unknown Age 0

Arrests per 100,000 population 2,400.5

Avg. number offenses/incident 1.24

Domestic Violence Victims

Offense	Total	Arrests
Murder	0	0
Aggravated Assault	2	1
Simple Assault	1	1
Intimidation	1	1
Stalking	0	0
Forcible Rape	0	0
Forcible Sodomy	0	0
Sexual Assault w/Object	0	0
Forcible Fondling	0	0
Incest	0	0
Statutory Rape	0	0
Kidnapping/Abduction	0	0
Total	4	3

TIBRS Group B Arrests

Offense	Adult	Juvenile
Bad Checks	0	0
Curfew/Vagrancy	0	0
Disorderly Conduct	1	0
DUI	12	0
Drunkenness	1	0
Family-Non Violent	0	0
Liquor Law Violation	0	0
Peeping Tom	0	0
Runaway	0	0
Trespass	0	0
All Other Offense	3	3
Total Group B	17	3

TIBRS Group A Offenses	Offenses		Arrests	
	Reported	Cleared	Adult	Juvenile
Crimes Against Persons				
Murder	0	0	0	0
Negligent Manslaughter	0	0	0	0
Kidnapping/Abduction	0	0	0	0
Forcible Rape	0	0	0	0
Forcible Sodomy	0	0	0	0
Sexual Assault w/Object	0	0	0	0
Forcible Fondling	1	0	0	0
Incest	0	0	0	0
Statutory Rape	0	0	0	0
Aggravated Assault	3	2	1	0
Simple Assault	3	2	1	1
Intimidation	1	1	1	0
Stalking	0	0	0	0
Crimes Against Property				
Arson	0	0	0	0
Bribery	0	0	0	0
Burglary	3	1	2	0
Counterfeiting/Forgery	3	0	0	0
Destruction/Damage/Vandalism	1	0	0	0
Embezzlement	0	0	0	0
Extortion/Blackmail	0	0	0	0
Fraud - False Pretenses	3	0	0	0
Fraud - Credit Card/ATM	0	0	0	0
Fraud - Impersonation	0	0	0	0
Fraud - Welfare	0	0	0	0
Fraud - Wire	0	0	0	0
Motor Vehicle Theft	2	0	0	0
Robbery	0	0	0	0
Stolen Property Offense	0	0	0	0
Theft - Pocket Picking	0	0	0	0
Theft - Purse Snatching	0	0	0	0
Theft - Shoplifting	0	0	0	0
Theft from Building	2	0	0	0
Theft from Coin Machine	0	0	0	0
Theft from Motor Vehicle	1	0	0	0
Theft of Motor Vehicle Parts	1	0	0	0
Theft - All Other Larceny	1	1	1	0
Crimes Against Society				
Drug/Narcotic Violations	7	7	5	2
Drug/Narcotic Equipment Violations	3	3	0	0
Gambling-Betting/Wagering	0	0	0	0
Gambling-Operating/Promoting	0	0	0	0
Gambling-Equipment Violation	0	0	0	0
Gambling-Sports Tampering	0	0	0	0
Pornography/Obscene Materials	0	0	0	0
Prostitution	0	0	0	0
Prostitution-Assisting/Promoting	0	0	0	0
Weapon Law Violations	1	1	1	0
Total Group A Offenses	36	18	12	3



Dresden Police Department

2002 Population Estimate 2,762

Offense Overview

Offense Total 309
 Number Cleared 110
 Percent Cleared 35.6%

Group A Crimes per 100,000
 population 11,187.5

Arrest Overview

Total Arrests 124
 Adult Arrests 105
 Juvenile Arrests 19
 Unknown Age 0

Arrests per 100,000 population 4,489.5

Avg. number offenses/incident 1.18

Domestic Violence Victims

Offense	Total	Arrests
Murder	0	0
Aggravated Assault	2	0
Simple Assault	14	6
Intimidation	3	2
Stalking	0	0
Forcible Rape	0	0
Forcible Sodomy	0	0
Sexual Assault w/Object	0	0
Forcible Fondling	0	0
Incest	0	0
Statutory Rape	0	0
Kidnapping/Abduction	0	0
Total	19	8

TIBRS Group B Arrests

Offense	Adult	Juvenile
Bad Checks	0	0
Curfew/Vagrancy	0	0
Disorderly Conduct	7	0
DUI	14	0
Drunkenness	8	0
Family-Non Violent	0	0
Liquor Law Violation	2	0
Peeping Tom	0	0
Runaway	0	3
Trespass	2	0
All Other Offense	6	1
Total Group B	39	4

TIBRS Group A Offenses	Offenses		Arrests	
	Reported	Cleared	Adult	Juvenile
Crimes Against Persons				
Murder	0	0	0	0
Negligent Manslaughter	0	0	0	0
Kidnapping/Abduction	0	0	0	0
Forcible Rape	0	0	0	0
Forcible Sodomy	0	0	0	0
Sexual Assault w/Object	0	0	0	0
Forcible Fondling	1	0	0	0
Incest	0	0	0	0
Statutory Rape	0	0	0	0
Aggravated Assault	9	2	1	0
Simple Assault	44	21	16	1
Intimidation	15	2	1	1
Stalking	0	0	0	0
Crimes Against Property				
Arson	1	1	1	0
Bribery	0	0	0	0
Burglary	43	10	2	5
Counterfeiting/Forgery	18	13	9	0
Destruction/Damage/Vandalism	41	5	0	2
Embezzlement	3	1	1	0
Extortion/Blackmail	0	0	0	0
Fraud - False Pretenses	22	13	1	0
Fraud - Credit Card/ATM	1	0	0	0
Fraud - Impersonation	1	0	0	0
Fraud - Welfare	0	0	0	0
Fraud - Wire	1	0	0	0
Motor Vehicle Theft	3	1	1	0
Robbery	1	1	1	0
Stolen Property Offense	0	0	0	2
Theft - Pocket Picking	0	0	0	0
Theft - Purse Snatching	0	0	0	0
Theft - Shoplifting	12	10	7	3
Theft from Building	10	4	6	0
Theft from Coin Machine	1	0	0	0
Theft from Motor Vehicle	10	0	0	0
Theft of Motor Vehicle Parts	17	0	0	0
Theft - All Other Larceny	30	3	2	0
Crimes Against Society				
Drug/Narcotic Violations	15	14	16	1
Drug/Narcotic Equipment Violations	9	8	0	0
Gambling-Betting/Wagering	0	0	0	0
Gambling-Operating/Promoting	0	0	0	0
Gambling-Equipment Violation	0	0	0	0
Gambling-Sports Tampering	0	0	0	0
Pornography/Obscene Materials	0	0	0	0
Prostitution	0	0	0	0
Prostitution-Assisting/Promoting	0	0	0	0
Weapon Law Violations	1	1	1	0
Total Group A Offenses	309	110	66	15



Dunlap Police Department

2002 Population Estimate **4,348**

Offense Overview

Offense Total 290
 Number Cleared 70
 Percent Cleared 24.1%

Group A Crimes per 100,000
 population 6,669.7

Arrest Overview

Total Arrests 177
 Adult Arrests 155
 Juvenile Arrests 21
 Unknown Age 1

Arrests per 100,000 population 4,070.8

Avg. number offenses/incident 1.02

Domestic Violence Victims

Offense	Total	Arrests
Murder	0	0
Aggravated Assault	1	1
Simple Assault	5	4
Intimidation	1	0
Stalking	0	0
Forcible Rape	0	0
Forcible Sodomy	0	0
Sexual Assault w/Object	0	0
Forcible Fondling	0	0
Incest	0	0
Statutory Rape	0	0
Kidnapping/Abduction	0	0
Total	7	5

TIBRS Group B Arrests

Offense	Adult	Juvenile
Bad Checks	0	0
Curfew/Vagrancy	0	0
Disorderly Conduct	19	1
DUI	22	0
Drunkenness	33	0
Family-Non Violent	1	0
Liquor Law Violation	5	0
Peeping Tom	0	0
Runaway	0	0
Trespass	1	0
All Other Offense	12	0
Total Group B	93	1

TIBRS Group A Offenses	Offenses		Arrests	
	Reported	Cleared	Adult	Juvenile
Crimes Against Persons				
Murder	0	0	0	0
Negligent Manslaughter	0	0	0	0
Kidnapping/Abduction	0	0	0	0
Forcible Rape	1	0	0	0
Forcible Sodomy	1	1	0	1
Sexual Assault w/Object	0	0	0	0
Forcible Fondling	1	0	0	0
Incest	1	0	0	0
Statutory Rape	1	1	1	0
Aggravated Assault	5	3	5	0
Simple Assault	33	19	17	1
Intimidation	2	0	0	0
Stalking	0	0	0	0
Crimes Against Property				
Arson	0	0	0	0
Bribery	0	0	0	0
Burglary	21	4	3	4
Counterfeiting/Forgery	4	2	1	0
Destruction/Damage/Vandalism	67	7	4	6
Embezzlement	0	0	0	0
Extortion/Blackmail	0	0	0	0
Fraud - False Pretenses	0	0	0	0
Fraud - Credit Card/ATM	0	0	0	0
Fraud - Impersonation	0	0	0	0
Fraud - Welfare	0	0	0	0
Fraud - Wire	0	0	0	0
Motor Vehicle Theft	17	2	2	0
Robbery	0	0	0	0
Stolen Property Offense	1	0	0	0
Theft - Pocket Picking	0	0	0	0
Theft - Purse Snatching	1	0	0	0
Theft - Shoplifting	15	4	5	0
Theft from Building	14	0	0	0
Theft from Coin Machine	8	0	0	0
Theft from Motor Vehicle	30	3	0	7
Theft of Motor Vehicle Parts	12	0	0	0
Theft - All Other Larceny	31	3	3	0
Crimes Against Society				
Drug/Narcotic Violations	21	18	19	1
Drug/Narcotic Equipment Violations	3	3	2	0
Gambling-Betting/Wagering	0	0	0	0
Gambling-Operating/Promoting	0	0	0	0
Gambling-Equipment Violation	0	0	0	0
Gambling-Sports Tampering	0	0	0	0
Pornography/Obscene Materials	0	0	0	0
Prostitution	0	0	0	0
Prostitution-Assisting/Promoting	0	0	0	0
Weapon Law Violations	0	0	0	0
Total Group A Offenses	290	70	62	20



Dyer Police Department

2002 Population Estimate 2,440

Offense Overview

Offense Total 73
 Number Cleared 37
 Percent Cleared 50.7%

Group A Crimes per 100,000
 population 2,991.8

Arrest Overview

Total Arrests 52
 Adult Arrests 41
 Juvenile Arrests 11
 Unknown Age 0

Arrests per 100,000 population 2,131.1

Avg. number offenses/incident 1.22

Domestic Violence Victims

Offense	Total	Arrests
Murder	0	0
Aggravated Assault	1	1
Simple Assault	2	1
Intimidation	0	0
Stalking	0	0
Forcible Rape	0	0
Forcible Sodomy	0	0
Sexual Assault w/Object	0	0
Forcible Fondling	0	0
Incest	0	0
Statutory Rape	0	0
Kidnapping/Abduction	0	0
Total	3	2

TIBRS Group B Arrests

Offense	Adult	Juvenile
Bad Checks	0	0
Curfew/Vagrancy	0	0
Disorderly Conduct	5	11
DUI	3	0
Drunkenness	1	0
Family-Non Violent	0	0
Liquor Law Violation	4	0
Peeping Tom	0	0
Runaway	0	0
Trespass	0	0
All Other Offense	3	0
Total Group B	16	11

TIBRS Group A Offenses	Offenses		Arrests	
	Reported	Cleared	Adult	Juvenile
Crimes Against Persons				
Murder	0	0	0	0
Negligent Manslaughter	0	0	0	0
Kidnapping/Abduction	0	0	0	0
Forcible Rape	0	0	0	0
Forcible Sodomy	0	0	0	0
Sexual Assault w/Object	0	0	0	0
Forcible Fondling	0	0	0	0
Incest	0	0	0	0
Statutory Rape	1	1	1	0
Aggravated Assault	3	3	3	0
Simple Assault	8	7	5	0
Intimidation	2	0	0	0
Stalking	0	0	0	0
Crimes Against Property				
Arson	0	0	0	0
Bribery	0	0	0	0
Burglary	7	2	4	0
Counterfeiting/Forgery	2	2	0	0
Destruction/Damage/Vandalism	11	2	1	0
Embezzlement	0	0	0	0
Extortion/Blackmail	0	0	0	0
Fraud - False Pretenses	2	2	1	0
Fraud - Credit Card/ATM	0	0	0	0
Fraud - Impersonation	0	0	0	0
Fraud - Welfare	0	0	0	0
Fraud - Wire	0	0	0	0
Motor Vehicle Theft	4	1	1	0
Robbery	0	0	0	0
Stolen Property Offense	0	0	0	0
Theft - Pocket Picking	0	0	0	0
Theft - Purse Snatching	0	0	0	0
Theft - Shoplifting	0	0	0	0
Theft from Building	6	3	2	0
Theft from Coin Machine	1	1	1	0
Theft from Motor Vehicle	5	0	0	0
Theft of Motor Vehicle Parts	5	0	0	0
Theft - All Other Larceny	5	2	1	0
Crimes Against Society				
Drug/Narcotic Violations	6	6	5	0
Drug/Narcotic Equipment Violations	3	3	0	0
Gambling-Betting/Wagering	0	0	0	0
Gambling-Operating/Promoting	0	0	0	0
Gambling-Equipment Violation	0	0	0	0
Gambling-Sports Tampering	0	0	0	0
Pornography/Obscene Materials	0	0	0	0
Prostitution	0	0	0	0
Prostitution-Assisting/Promoting	0	0	0	0
Weapon Law Violations	2	2	0	0
Total Group A Offenses	73	37	25	0



Dyersburg Police Department

2002 Population Estimate **17,228**

Offense Overview

Offense Total 3,202
 Number Cleared 895
 Percent Cleared 28.0%

Group A Crimes per 100,000
 population 18,586.0

Arrest Overview

Total Arrests 1,317
 Adult Arrests 1,088
 Juvenile Arrests 226
 Unknown Age 3

Arrests per 100,000 population 7,644.5

Avg. number offenses/incident 1.12

Domestic Violence Victims

Offense	Total	Arrests
Murder	1	1
Aggravated Assault	17	9
Simple Assault	219	98
Intimidation	44	9
Stalking	10	1
Forcible Rape	2	0
Forcible Sodomy	0	0
Sexual Assault w/Object	0	0
Forcible Fondling	5	0
Incest	0	0
Statutory Rape	2	0
Kidnapping/Abduction	5	1
Total	305	119

TIBRS Group B Arrests

Offense	Adult	Juvenile
Bad Checks	33	0
Curfew/Vagrancy	0	0
Disorderly Conduct	42	13
DUI	129	2
Drunkenness	129	7
Family-Non Violent	1	0
Liquor Law Violation	25	6
Peeping Tom	1	0
Runaway	0	40
Trespass	10	0
All Other Offense	128	39
Total Group B	498	107

TIBRS Group A Offenses	Offenses		Arrests	
	Reported	Cleared	Adult	Juvenile
Crimes Against Persons				
Murder	1	1	1	0
Negligent Manslaughter	0	0	0	0
Kidnapping/Abduction	35	10	3	0
Forcible Rape	14	3	0	1
Forcible Sodomy	2	0	0	0
Sexual Assault w/Object	0	0	0	0
Forcible Fondling	22	2	0	0
Incest	0	0	0	0
Statutory Rape	9	1	0	0
Aggravated Assault	135	68	45	5
Simple Assault	733	304	217	18
Intimidation	273	48	26	3
Stalking	21	4	2	0
Crimes Against Property				
Arson	7	3	2	0
Bribery	0	0	0	0
Burglary	206	30	15	10
Counterfeiting/Forgery	61	17	18	0
Destruction/Damage/Vandalism	342	47	13	5
Embezzlement	5	3	0	0
Extortion/Blackmail	0	0	0	0
Fraud - False Pretenses	38	14	5	1
Fraud - Credit Card/ATM	3	1	0	0
Fraud - Impersonation	24	10	9	0
Fraud - Welfare	0	0	0	0
Fraud - Wire	0	0	0	0
Motor Vehicle Theft	65	7	6	0
Robbery	18	4	2	0
Stolen Property Offense	0	0	0	0
Theft - Pocket Picking	1	0	0	0
Theft - Purse Snatching	0	0	1	1
Theft - Shoplifting	154	93	50	31
Theft from Building	42	10	5	4
Theft from Coin Machine	4	1	0	2
Theft from Motor Vehicle	92	7	11	3
Theft of Motor Vehicle Parts	161	8	1	0
Theft - All Other Larceny	471	60	50	16
Crimes Against Society				
Drug/Narcotic Violations	210	101	90	15
Drug/Narcotic Equipment Violations	30	24	12	0
Gambling-Betting/Wagering	0	0	0	0
Gambling-Operating/Promoting	0	0	0	0
Gambling-Equipment Violation	0	0	0	0
Gambling-Sports Tampering	0	0	0	0
Pornography/Obscene Materials	0	0	0	0
Prostitution	1	0	0	0
Prostitution-Assisting/Promoting	0	0	0	0
Weapon Law Violations	22	14	6	4
Total Group A Offenses	3,202	895	590	119



Eagleville Police Department

2002 Population Estimate 450

Offense Overview

Offense Total 3
Number Cleared 0
Percent Cleared 0.0%

Group A Crimes per 100,000 population 666.7

Arrest Overview

Total Arrests 0
Adult Arrests 0
Juvenile Arrests 0
Unknown Age 0

Arrests per 100,000 population 0.0

Avg. number offenses/incident 1.00

Domestic Violence Victims

Offense	Total	Arrests
Murder	0	0
Aggravated Assault	0	0
Simple Assault	1	0
Intimidation	0	0
Stalking	0	0
Forcible Rape	0	0
Forcible Sodomy	0	0
Sexual Assault w/Object	0	0
Forcible Fondling	0	0
Incest	0	0
Statutory Rape	0	0
Kidnapping/Abduction	0	0
Total	1	0

TIBRS Group B Arrests

Offense	Adult	Juvenile
Bad Checks	0	0
Curfew/Vagrancy	0	0
Disorderly Conduct	0	0
DUI	0	0
Drunkenness	0	0
Family-Non Violent	0	0
Liquor Law Violation	0	0
Peeping Tom	0	0
Runaway	0	0
Trespass	0	0
All Other Offense	0	0
Total Group B	0	0

TIBRS Group A Offenses	Offenses		Arrests	
	Reported	Cleared	Adult	Juvenile
Crimes Against Persons				
Murder	0	0	0	0
Negligent Manslaughter	0	0	0	0
Kidnapping/Abduction	0	0	0	0
Forcible Rape	0	0	0	0
Forcible Sodomy	0	0	0	0
Sexual Assault w/Object	0	0	0	0
Forcible Fondling	0	0	0	0
Incest	0	0	0	0
Statutory Rape	0	0	0	0
Aggravated Assault	0	0	0	0
Simple Assault	1	0	0	0
Intimidation	0	0	0	0
Stalking	0	0	0	0
Crimes Against Property				
Arson	0	0	0	0
Bribery	0	0	0	0
Burglary	0	0	0	0
Counterfeiting/Forgery	1	0	0	0
Destruction/Damage/Vandalism	0	0	0	0
Embezzlement	0	0	0	0
Extortion/Blackmail	0	0	0	0
Fraud - False Pretenses	0	0	0	0
Fraud - Credit Card/ATM	0	0	0	0
Fraud - Impersonation	1	0	0	0
Fraud - Welfare	0	0	0	0
Fraud - Wire	0	0	0	0
Motor Vehicle Theft	0	0	0	0
Robbery	0	0	0	0
Stolen Property Offense	0	0	0	0
Theft - Pocket Picking	0	0	0	0
Theft - Purse Snatching	0	0	0	0
Theft - Shoplifting	0	0	0	0
Theft from Building	0	0	0	0
Theft from Coin Machine	0	0	0	0
Theft from Motor Vehicle	0	0	0	0
Theft of Motor Vehicle Parts	0	0	0	0
Theft - All Other Larceny	0	0	0	0
Crimes Against Society				
Drug/Narcotic Violations	0	0	0	0
Drug/Narcotic Equipment Violations	0	0	0	0
Gambling-Betting/Wagering	0	0	0	0
Gambling-Operating/Promoting	0	0	0	0
Gambling-Equipment Violation	0	0	0	0
Gambling-Sports Tampering	0	0	0	0
Pornography/Obscene Materials	0	0	0	0
Prostitution	0	0	0	0
Prostitution-Assisting/Promoting	0	0	0	0
Weapon Law Violations	0	0	0	0
Total Group A Offenses	3	0	0	0



East Ridge Police Department

2002 Population Estimate 20,215

Offense Overview

Offense Total 2,565
Number Cleared 832
Percent Cleared 32.4%

Group A Crimes per 100,000 population 12,688.6

Arrest Overview

Total Arrests 1,308
Adult Arrests 1,202
Juvenile Arrests 103
Unknown Age 3

Arrests per 100,000 population 6,470.4

Avg. number offenses/incident 1.14

Domestic Violence Victims

Offense	Total	Arrests
Murder	0	0
Aggravated Assault	19	14
Simple Assault	132	47
Intimidation	47	1
Stalking	1	0
Forcible Rape	0	0
Forcible Sodomy	0	0
Sexual Assault w/Object	0	0
Forcible Fondling	1	0
Incest	1	0
Statutory Rape	0	0
Kidnapping/Abduction	1	0
Total	202	62

TIBRS Group B Arrests

Offense	Adult	Juvenile
Bad Checks	34	0
Curfew/Vagrancy	0	0
Disorderly Conduct	18	18
DUI	155	3
Drunkenness	65	1
Family-Non Violent	0	0
Liquor Law Violation	60	6
Peeping Tom	0	0
Runaway	0	5
Trespass	4	0
All Other Offense	400	14
Total Group B	736	47

TIBRS Group A Offenses	Offenses		Arrests	
	Reported	Cleared	Adult	Juvenile
Crimes Against Persons				
Murder	1	1	2	0
Negligent Manslaughter	0	0	0	0
Kidnapping/Abduction	5	2	1	0
Forcible Rape	7	3	0	0
Forcible Sodomy	2	0	0	0
Sexual Assault w/Object	0	0	0	0
Forcible Fondling	10	8	2	0
Incest	1	1	0	0
Statutory Rape	0	0	0	0
Aggravated Assault	90	58	33	2
Simple Assault	341	223	93	13
Intimidation	187	56	6	1
Stalking	3	2	1	0
Crimes Against Property				
Arson	7	2	1	1
Bribery	0	0	0	0
Burglary	227	28	18	6
Counterfeiting/Forgery	59	19	17	0
Destruction/Damage/Vandalism	286	47	7	5
Embezzlement	8	1	1	0
Extortion/Blackmail	0	0	0	0
Fraud - False Pretenses	45	15	7	0
Fraud - Credit Card/ATM	24	2	0	0
Fraud - Impersonation	13	1	1	0
Fraud - Welfare	0	0	0	0
Fraud - Wire	0	0	0	0
Motor Vehicle Theft	89	15	11	2
Robbery	23	7	5	0
Stolen Property Offense	8	8	11	2
Theft - Pocket Picking	0	0	0	0
Theft - Purse Snatching	1	0	0	0
Theft - Shoplifting	100	49	39	9
Theft from Building	227	45	10	1
Theft from Coin Machine	24	2	0	0
Theft from Motor Vehicle	241	12	9	1
Theft of Motor Vehicle Parts	171	12	7	2
Theft - All Other Larceny	164	22	25	0
Crimes Against Society				
Drug/Narcotic Violations	103	100	109	9
Drug/Narcotic Equipment Violations	76	71	35	2
Gambling-Betting/Wagering	0	0	0	0
Gambling-Operating/Promoting	0	0	0	0
Gambling-Equipment Violation	1	0	0	0
Gambling-Sports Tampering	0	0	0	0
Pornography/Obscene Materials	0	0	0	0
Prostitution	4	4	3	0
Prostitution-Assisting/Promoting	1	1	1	0
Weapon Law Violations	16	15	11	0
Total Group A Offenses	2,565	832	466	56



Elizabethton Police Department

2002 Population Estimate **13,132**

Offense Overview

Offense Total 1,885
 Number Cleared 557
 Percent Cleared 29.5%

Group A Crimes per 100,000
 population 14,354.2

Arrest Overview

Total Arrests 746
 Adult Arrests 620
 Juvenile Arrests 126
 Unknown Age 0

Arrests per 100,000 population 5,680.8

Avg. number offenses/incident 1.16

Domestic Violence Victims

Offense	Total	Arrests
Murder	0	0
Aggravated Assault	7	1
Simple Assault	92	49
Intimidation	16	1
Stalking	6	2
Forcible Rape	1	0
Forcible Sodomy	0	0
Sexual Assault w/Object	0	0
Forcible Fondling	3	1
Incest	0	0
Statutory Rape	0	0
Kidnapping/Abduction	0	0
Total	125	54

TIBRS Group B Arrests

Offense	Adult	Juvenile
Bad Checks	1	0
Curfew/Vagrancy	0	0
Disorderly Conduct	5	7
DUI	124	3
Drunkenness	79	1
Family-Non Violent	8	0
Liquor Law Violation	14	6
Peeping Tom	0	0
Runaway	0	10
Trespass	23	4
All Other Offense	21	8
Total Group B	275	39

TIBRS Group A Offenses	Offenses		Arrests	
	Reported	Cleared	Adult	Juvenile
Crimes Against Persons				
Murder	0	0	0	0
Negligent Manslaughter	0	0	0	0
Kidnapping/Abduction	1	0	0	0
Forcible Rape	2	1	1	0
Forcible Sodomy	0	0	0	0
Sexual Assault w/Object	0	0	0	0
Forcible Fondling	10	2	2	0
Incest	0	0	0	0
Statutory Rape	2	2	2	0
Aggravated Assault	48	22	7	4
Simple Assault	253	125	83	9
Intimidation	147	29	11	3
Stalking	20	7	6	0
Crimes Against Property				
Arson	9	1	1	0
Bribery	0	0	0	0
Burglary	113	22	15	2
Counterfeiting/Forgery	77	23	16	0
Destruction/Damage/Vandalism	264	27	8	2
Embezzlement	8	5	6	0
Extortion/Blackmail	0	0	0	0
Fraud - False Pretenses	49	15	8	0
Fraud - Credit Card/ATM	21	7	4	0
Fraud - Impersonation	18	10	5	0
Fraud - Welfare	0	0	0	0
Fraud - Wire	2	1	0	0
Motor Vehicle Theft	65	14	4	8
Robbery	6	1	3	0
Stolen Property Offense	9	7	4	0
Theft - Pocket Picking	0	0	0	0
Theft - Purse Snatching	1	0	0	0
Theft - Shoplifting	176	115	97	38
Theft from Building	52	9	6	3
Theft from Coin Machine	16	0	0	0
Theft from Motor Vehicle	109	16	7	9
Theft of Motor Vehicle Parts	71	2	2	0
Theft - All Other Larceny	224	26	16	5
Crimes Against Society				
Drug/Narcotic Violations	56	33	15	2
Drug/Narcotic Equipment Violations	38	23	9	1
Gambling-Betting/Wagering	0	0	0	0
Gambling-Operating/Promoting	0	0	0	0
Gambling-Equipment Violation	0	0	0	0
Gambling-Sports Tampering	0	0	0	0
Pornography/Obscene Materials	1	1	0	0
Prostitution	0	0	0	0
Prostitution-Assisting/Promoting	0	0	0	0
Weapon Law Violations	17	11	7	1
Total Group A Offenses	1,885	557	345	87



Elkton Police Department

2002 Population Estimate 507

Offense Overview

Offense Total 1
Number Cleared 1
Percent Cleared 100.0%

Group A Crimes per 100,000 population 197.2

Arrest Overview

Total Arrests 2
Adult Arrests 2
Juvenile Arrests 0
Unknown Age 0

Arrests per 100,000 population 394.5

Avg. number offenses/incident 1.00

Domestic Violence Victims

Offense	Total	Arrests
Murder	0	0
Aggravated Assault	0	0
Simple Assault	1	1
Intimidation	0	0
Stalking	0	0
Forcible Rape	0	0
Forcible Sodomy	0	0
Sexual Assault w/Object	0	0
Forcible Fondling	0	0
Incest	0	0
Statutory Rape	0	0
Kidnapping/Abduction	0	0
Total	1	1

TIBRS Group B Arrests

Offense	Adult	Juvenile
Bad Checks	0	0
Curfew/Vagrancy	0	0
Disorderly Conduct	0	0
DUI	0	0
Drunkenness	0	0
Family-Non Violent	0	0
Liquor Law Violation	1	0
Peeping Tom	0	0
Runaway	0	0
Trespass	0	0
All Other Offense	0	0
Total Group B	1	0

TIBRS Group A Offenses	Offenses		Arrests	
	Reported	Cleared	Adult	Juvenile
Crimes Against Persons				
Murder	0	0	0	0
Negligent Manslaughter	0	0	0	0
Kidnapping/Abduction	0	0	0	0
Forcible Rape	0	0	0	0
Forcible Sodomy	0	0	0	0
Sexual Assault w/Object	0	0	0	0
Forcible Fondling	0	0	0	0
Incest	0	0	0	0
Statutory Rape	0	0	0	0
Aggravated Assault	0	0	0	0
Simple Assault	1	1	1	0
Intimidation	0	0	0	0
Stalking	0	0	0	0
Crimes Against Property				
Arson	0	0	0	0
Bribery	0	0	0	0
Burglary	0	0	0	0
Counterfeiting/Forgery	0	0	0	0
Destruction/Damage/Vandalism	0	0	0	0
Embezzlement	0	0	0	0
Extortion/Blackmail	0	0	0	0
Fraud - False Pretenses	0	0	0	0
Fraud - Credit Card/ATM	0	0	0	0
Fraud - Impersonation	0	0	0	0
Fraud - Welfare	0	0	0	0
Fraud - Wire	0	0	0	0
Motor Vehicle Theft	0	0	0	0
Robbery	0	0	0	0
Stolen Property Offense	0	0	0	0
Theft - Pocket Picking	0	0	0	0
Theft - Purse Snatching	0	0	0	0
Theft - Shoplifting	0	0	0	0
Theft from Building	0	0	0	0
Theft from Coin Machine	0	0	0	0
Theft from Motor Vehicle	0	0	0	0
Theft of Motor Vehicle Parts	0	0	0	0
Theft - All Other Larceny	0	0	0	0
Crimes Against Society				
Drug/Narcotic Violations	0	0	0	0
Drug/Narcotic Equipment Violations	0	0	0	0
Gambling-Betting/Wagering	0	0	0	0
Gambling-Operating/Promoting	0	0	0	0
Gambling-Equipment Violation	0	0	0	0
Gambling-Sports Tampering	0	0	0	0
Pornography/Obscene Materials	0	0	0	0
Prostitution	0	0	0	0
Prostitution-Assisting/Promoting	0	0	0	0
Weapon Law Violations	0	0	0	0
Total Group A Offenses	1	1	1	0



Englewood Police Department

2002 Population Estimate 1,624

Offense Overview

Offense Total 163
Number Cleared 74
Percent Cleared 45.4%

Group A Crimes per 100,000 population 10,036.9

Arrest Overview

Total Arrests 103
Adult Arrests 97
Juvenile Arrests 1
Unknown Age 5

Arrests per 100,000 population 6,342.4

Avg. number offenses/incident 1.10

Domestic Violence Victims

Offense	Total	Arrests
Murder	0	0
Aggravated Assault	2	1
Simple Assault	10	3
Intimidation	0	0
Stalking	0	0
Forcible Rape	0	0
Forcible Sodomy	0	0
Sexual Assault w/Object	0	0
Forcible Fondling	0	0
Incest	0	0
Statutory Rape	0	0
Kidnapping/Abduction	0	0
Total	12	4

TIBRS Group B Arrests

Offense	Adult	Juvenile
Bad Checks	0	0
Curfew/Vagrancy	0	0
Disorderly Conduct	0	0
DUI	12	0
Drunkenness	12	0
Family-Non Violent	0	0
Liquor Law Violation	0	0
Peeping Tom	0	0
Runaway	0	0
Trespass	0	0
All Other Offense	9	0
Total Group B	33	0

TIBRS Group A Offenses	Offenses		Arrests	
	Reported	Cleared	Adult	Juvenile
Crimes Against Persons				
Murder	0	0	0	0
Negligent Manslaughter	0	0	0	0
Kidnapping/Abduction	0	0	0	0
Forcible Rape	0	0	0	0
Forcible Sodomy	0	0	0	0
Sexual Assault w/Object	0	0	0	0
Forcible Fondling	1	1	1	0
Incest	1	0	0	0
Statutory Rape	0	0	0	0
Aggravated Assault	5	1	1	0
Simple Assault	17	6	5	0
Intimidation	1	0	0	0
Stalking	0	0	0	0
Crimes Against Property				
Arson	0	0	0	0
Bribery	0	0	0	0
Burglary	9	0	0	0
Counterfeiting/Forgery	0	0	0	0
Destruction/Damage/Vandalism	19	1	1	0
Embezzlement	1	0	0	0
Extortion/Blackmail	0	0	0	0
Fraud - False Pretenses	3	0	0	0
Fraud - Credit Card/ATM	1	0	0	0
Fraud - Impersonation	0	0	0	0
Fraud - Welfare	0	0	0	0
Fraud - Wire	0	0	0	0
Motor Vehicle Theft	7	1	0	1
Robbery	0	0	0	0
Stolen Property Offense	0	0	0	0
Theft - Pocket Picking	1	0	0	0
Theft - Purse Snatching	0	0	0	0
Theft - Shoplifting	2	0	0	0
Theft from Building	3	0	0	0
Theft from Coin Machine	0	0	0	0
Theft from Motor Vehicle	6	0	0	0
Theft of Motor Vehicle Parts	1	0	0	0
Theft - All Other Larceny	21	0	0	0
Crimes Against Society				
Drug/Narcotic Violations	50	50	53	0
Drug/Narcotic Equipment Violations	13	13	3	0
Gambling-Betting/Wagering	0	0	0	0
Gambling-Operating/Promoting	0	0	0	0
Gambling-Equipment Violation	0	0	0	0
Gambling-Sports Tampering	0	0	0	0
Pornography/Obscene Materials	0	0	0	0
Prostitution	0	0	0	0
Prostitution-Assisting/Promoting	0	0	0	0
Weapon Law Violations	1	1	0	0
Total Group A Offenses	163	74	64	1



Erin Police Department

2002 Population Estimate 1,440

Offense Overview

Offense Total 142
Number Cleared 68
Percent Cleared 47.9%

Group A Crimes per 100,000 population 9,861.1

Arrest Overview

Total Arrests 150
Adult Arrests 146
Juvenile Arrests 4
Unknown Age 0

Arrests per 100,000 population 10,416.7

Avg. number offenses/incident 1.06

Domestic Violence Victims

Offense	Total	Arrests
Murder	0	0
Aggravated Assault	1	1
Simple Assault	4	3
Intimidation	3	3
Stalking	0	0
Forcible Rape	0	0
Forcible Sodomy	0	0
Sexual Assault w/Object	0	0
Forcible Fondling	0	0
Incest	0	0
Statutory Rape	0	0
Kidnapping/Abduction	0	0
Total	8	7

TIBRS Group B Arrests

Offense	Adult	Juvenile
Bad Checks	0	0
Curfew/Vagrancy	0	0
Disorderly Conduct	14	0
DUI	24	0
Drunkenness	17	0
Family-Non Violent	1	0
Liquor Law Violation	0	0
Peeping Tom	0	0
Runaway	0	0
Trespass	1	0
All Other Offense	35	0
Total Group B	92	0

TIBRS Group A Offenses	Offenses		Arrests	
	Reported	Cleared	Adult	Juvenile
Crimes Against Persons				
Murder	0	0	0	0
Negligent Manslaughter	0	0	0	0
Kidnapping/Abduction	0	0	0	0
Forcible Rape	0	0	0	0
Forcible Sodomy	0	0	0	0
Sexual Assault w/Object	0	0	0	0
Forcible Fondling	0	0	0	0
Incest	0	0	0	0
Statutory Rape	0	0	0	0
Aggravated Assault	8	7	5	1
Simple Assault	32	27	28	1
Intimidation	9	6	5	0
Stalking	0	0	0	0
Crimes Against Property				
Arson	1	0	0	0
Bribery	0	0	0	0
Burglary	14	2	1	0
Counterfeiting/Forgery	1	0	0	0
Destruction/Damage/Vandalism	21	2	1	0
Embezzlement	1	0	0	0
Extortion/Blackmail	0	0	0	0
Fraud - False Pretenses	0	0	0	0
Fraud - Credit Card/ATM	0	0	0	0
Fraud - Impersonation	0	0	0	0
Fraud - Welfare	0	0	0	0
Fraud - Wire	0	0	0	0
Motor Vehicle Theft	4	2	1	0
Robbery	0	0	0	0
Stolen Property Offense	0	0	0	0
Theft - Pocket Picking	0	0	0	0
Theft - Purse Snatching	0	0	0	0
Theft - Shoplifting	4	2	1	0
Theft from Building	4	0	0	0
Theft from Coin Machine	1	0	0	0
Theft from Motor Vehicle	10	0	0	0
Theft of Motor Vehicle Parts	1	0	0	0
Theft - All Other Larceny	13	2	0	0
Crimes Against Society				
Drug/Narcotic Violations	11	11	8	2
Drug/Narcotic Equipment Violations	3	3	1	0
Gambling-Betting/Wagering	0	0	0	0
Gambling-Operating/Promoting	0	0	0	0
Gambling-Equipment Violation	0	0	0	0
Gambling-Sports Tampering	0	0	0	0
Pornography/Obscene Materials	0	0	0	0
Prostitution	0	0	0	0
Prostitution-Assisting/Promoting	0	0	0	0
Weapon Law Violations	4	4	3	0
Total Group A Offenses	142	68	54	4



Erwin Police Department

2002 Population Estimate 5,560

Offense Overview

Offense Total 438
Number Cleared 81
Percent Cleared 18.5%

Group A Crimes per 100,000 population 7,877.7

Arrest Overview

Total Arrests 247
Adult Arrests 236
Juvenile Arrests 10
Unknown Age 1

Arrests per 100,000 population 4,442.4

Avg. number offenses/incident 1.02

Domestic Violence Victims

Offense	Total	Arrests
Murder	0	0
Aggravated Assault	1	1
Simple Assault	13	8
Intimidation	3	3
Stalking	0	0
Forcible Rape	0	0
Forcible Sodomy	0	0
Sexual Assault w/Object	0	0
Forcible Fondling	0	0
Incest	0	0
Statutory Rape	0	0
Kidnapping/Abduction	0	0
Total	17	12

TIBRS Group B Arrests

Offense	Adult	Juvenile
Bad Checks	0	0
Curfew/Vagrancy	0	2
Disorderly Conduct	5	0
DUI	71	1
Drunkenness	71	0
Family-Non Violent	1	0
Liquor Law Violation	3	3
Peeping Tom	0	0
Runaway	0	1
Trespass	5	0
All Other Offense	5	0
Total Group B	161	7

TIBRS Group A Offenses	Offenses		Arrests	
	Reported	Cleared	Adult	Juvenile
Crimes Against Persons				
Murder	0	0	0	0
Negligent Manslaughter	0	0	0	0
Kidnapping/Abduction	0	0	0	0
Forcible Rape	0	0	0	0
Forcible Sodomy	0	0	0	0
Sexual Assault w/Object	0	0	0	0
Forcible Fondling	1	1	1	0
Incest	0	0	0	0
Statutory Rape	3	2	2	0
Aggravated Assault	7	5	5	0
Simple Assault	40	25	26	0
Intimidation	13	6	4	2
Stalking	3	0	0	0
Crimes Against Property				
Arson	0	0	0	0
Bribery	0	0	0	0
Burglary	51	2	1	0
Counterfeiting/Forgery	8	0	0	0
Destruction/Damage/Vandalism	50	4	4	0
Embezzlement	2	0	0	0
Extortion/Blackmail	0	0	0	0
Fraud - False Pretenses	7	2	2	0
Fraud - Credit Card/ATM	0	0	0	0
Fraud - Impersonation	1	0	0	0
Fraud - Welfare	0	0	0	0
Fraud - Wire	0	0	0	0
Motor Vehicle Theft	8	4	3	1
Robbery	0	0	0	0
Stolen Property Offense	0	0	0	0
Theft - Pocket Picking	1	0	0	0
Theft - Purse Snatching	0	0	0	0
Theft - Shoplifting	11	5	7	0
Theft from Building	37	2	1	0
Theft from Coin Machine	6	0	0	0
Theft from Motor Vehicle	26	3	2	0
Theft of Motor Vehicle Parts	13	2	1	0
Theft - All Other Larceny	134	2	3	0
Crimes Against Society				
Drug/Narcotic Violations	15	15	12	0
Drug/Narcotic Equipment Violations	0	0	0	0
Gambling-Betting/Wagering	0	0	0	0
Gambling-Operating/Promoting	0	0	0	0
Gambling-Equipment Violation	0	0	0	0
Gambling-Sports Tampering	0	0	0	0
Pornography/Obscene Materials	0	0	0	0
Prostitution	0	0	0	0
Prostitution-Assisting/Promoting	0	0	0	0
Weapon Law Violations	1	1	1	0
Total Group A Offenses	438	81	75	3



Estill Springs Police Department

2002 Population Estimate **2,168**

Offense Overview

Offense Total 118
 Number Cleared 40
 Percent Cleared 33.9%

Group A Crimes per 100,000
 population 5,442.8

Arrest Overview

Total Arrests 75
 Adult Arrests 69
 Juvenile Arrests 4
 Unknown Age 2

Arrests per 100,000 population 3,459.4

Avg. number offenses/incident 1.05

Domestic Violence Victims

Offense	Total	Arrests
Murder	0	0
Aggravated Assault	0	0
Simple Assault	3	3
Intimidation	0	0
Stalking	0	0
Forcible Rape	0	0
Forcible Sodomy	0	0
Sexual Assault w/Object	0	0
Forcible Fondling	0	0
Incest	0	0
Statutory Rape	0	0
Kidnapping/Abduction	0	0
Total	3	3

TIBRS Group B Arrests

Offense	Adult	Juvenile
Bad Checks	4	0
Curfew/Vagrancy	0	0
Disorderly Conduct	2	0
DUI	13	0
Drunkenness	10	0
Family-Non Violent	0	0
Liquor Law Violation	7	1
Peeping Tom	0	0
Runaway	0	0
Trespass	0	0
All Other Offense	0	0
Total Group B	36	1

TIBRS Group A Offenses	Offenses		Arrests	
	Reported	Cleared	Adult	Juvenile
Crimes Against Persons				
Murder	0	0	0	0
Negligent Manslaughter	0	0	0	0
Kidnapping/Abduction	0	0	0	0
Forcible Rape	1	0	0	0
Forcible Sodomy	0	0	0	0
Sexual Assault w/Object	0	0	0	0
Forcible Fondling	0	0	0	0
Incest	0	0	0	0
Statutory Rape	0	0	0	0
Aggravated Assault	3	1	1	0
Simple Assault	16	10	11	0
Intimidation	13	1	1	0
Stalking	0	0	0	0
Crimes Against Property				
Arson	0	0	0	0
Bribery	0	0	0	0
Burglary	16	2	2	0
Counterfeiting/Forgery	2	2	2	0
Destruction/Damage/Vandalism	19	0	0	0
Embezzlement	0	0	0	0
Extortion/Blackmail	0	0	0	0
Fraud - False Pretenses	1	0	0	0
Fraud - Credit Card/ATM	0	0	0	0
Fraud - Impersonation	0	0	0	0
Fraud - Welfare	0	0	0	0
Fraud - Wire	0	0	0	0
Motor Vehicle Theft	6	0	0	0
Robbery	0	0	0	0
Stolen Property Offense	0	0	0	0
Theft - Pocket Picking	0	0	0	0
Theft - Purse Snatching	0	0	0	0
Theft - Shoplifting	0	0	0	0
Theft from Building	1	0	0	0
Theft from Coin Machine	0	0	0	0
Theft from Motor Vehicle	5	0	0	0
Theft of Motor Vehicle Parts	1	0	0	0
Theft - All Other Larceny	9	0	0	0
Crimes Against Society				
Drug/Narcotic Violations	17	17	12	3
Drug/Narcotic Equipment Violations	5	5	2	0
Gambling-Betting/Wagering	0	0	0	0
Gambling-Operating/Promoting	0	0	0	0
Gambling-Equipment Violation	0	0	0	0
Gambling-Sports Tampering	0	0	0	0
Pornography/Obscene Materials	0	0	0	0
Prostitution	0	0	0	0
Prostitution-Assisting/Promoting	0	0	0	0
Weapon Law Violations	3	2	2	0
Total Group A Offenses	118	40	33	3



Ethridge Police Department

2002 Population Estimate **546**

Offense Overview

Offense Total 32
 Number Cleared 2
 Percent Cleared 6.3%

Group A Crimes per 100,000
 population 5,860.8

Arrest Overview

Total Arrests 8
 Adult Arrests 8
 Juvenile Arrests 0
 Unknown Age 0

Arrests per 100,000 population 1,465.2

Avg. number offenses/incident 1.19

Domestic Violence Victims

Offense	Total	Arrests
Murder	0	0
Aggravated Assault	1	0
Simple Assault	2	0
Intimidation	0	0
Stalking	0	0
Forcible Rape	0	0
Forcible Sodomy	0	0
Sexual Assault w/Object	0	0
Forcible Fondling	0	0
Incest	0	0
Statutory Rape	0	0
Kidnapping/Abduction	0	0
Total	3	0

TIBRS Group B Arrests

Offense	Adult	Juvenile
Bad Checks	0	0
Curfew/Vagrancy	0	0
Disorderly Conduct	0	0
DUI	4	0
Drunkenness	2	0
Family-Non Violent	0	0
Liquor Law Violation	0	0
Peeping Tom	0	0
Runaway	0	0
Trespass	0	0
All Other Offense	0	0
Total Group B	6	0

TIBRS Group A Offenses	Offenses		Arrests	
	Reported	Cleared	Adult	Juvenile
Crimes Against Persons				
Murder	0	0	0	0
Negligent Manslaughter	0	0	0	0
Kidnapping/Abduction	0	0	0	0
Forcible Rape	0	0	0	0
Forcible Sodomy	0	0	0	0
Sexual Assault w/Object	0	0	0	0
Forcible Fondling	0	0	0	0
Incest	0	0	0	0
Statutory Rape	0	0	0	0
Aggravated Assault	6	1	1	0
Simple Assault	3	0	0	0
Intimidation	0	0	0	0
Stalking	0	0	0	0
Crimes Against Property				
Arson	0	0	0	0
Bribery	0	0	0	0
Burglary	2	0	0	0
Counterfeiting/Forgery	0	0	0	0
Destruction/Damage/Vandalism	7	1	1	0
Embezzlement	0	0	0	0
Extortion/Blackmail	0	0	0	0
Fraud - False Pretenses	0	0	0	0
Fraud - Credit Card/ATM	0	0	0	0
Fraud - Impersonation	0	0	0	0
Fraud - Welfare	0	0	0	0
Fraud - Wire	0	0	0	0
Motor Vehicle Theft	0	0	0	0
Robbery	0	0	0	0
Stolen Property Offense	0	0	0	0
Theft - Pocket Picking	0	0	0	0
Theft - Purse Snatching	0	0	0	0
Theft - Shoplifting	0	0	0	0
Theft from Building	3	0	0	0
Theft from Coin Machine	0	0	0	0
Theft from Motor Vehicle	0	0	0	0
Theft of Motor Vehicle Parts	4	0	0	0
Theft - All Other Larceny	7	0	0	0
Crimes Against Society				
Drug/Narcotic Violations	0	0	0	0
Drug/Narcotic Equipment Violations	0	0	0	0
Gambling-Betting/Wagering	0	0	0	0
Gambling-Operating/Promoting	0	0	0	0
Gambling-Equipment Violation	0	0	0	0
Gambling-Sports Tampering	0	0	0	0
Pornography/Obscene Materials	0	0	0	0
Prostitution	0	0	0	0
Prostitution-Assisting/Promoting	0	0	0	0
Weapon Law Violations	0	0	0	0
Total Group A Offenses	32	2	2	0



Etowah Police Department

2002 Population Estimate **3,639**

Offense Overview

Offense Total 709
 Number Cleared 222
 Percent Cleared 31.3%

Group A Crimes per 100,000
 population 19,483.4

Arrest Overview

Total Arrests 178
 Adult Arrests 173
 Juvenile Arrests 5
 Unknown Age 0

Arrests per 100,000 population 4,891.5

Avg. number offenses/incident 1.20

Domestic Violence Victims

Offense	Total	Arrests
Murder	0	0
Aggravated Assault	4	2
Simple Assault	57	21
Intimidation	24	1
Stalking	0	0
Forcible Rape	1	0
Forcible Sodomy	0	0
Sexual Assault w/Object	0	0
Forcible Fondling	0	0
Incest	4	0
Statutory Rape	0	0
Kidnapping/Abduction	0	0
Total	90	24

TIBRS Group B Arrests

Offense	Adult	Juvenile
Bad Checks	0	0
Curfew/Vagrancy	0	0
Disorderly Conduct	2	1
DUI	29	0
Drunkenness	10	0
Family-Non Violent	3	0
Liquor Law Violation	1	0
Peeping Tom	0	0
Runaway	0	0
Trespass	2	0
All Other Offense	43	0
Total Group B	90	1

TIBRS Group A Offenses	Offenses		Arrests	
	Reported	Cleared	Adult	Juvenile
Crimes Against Persons				
Murder	0	0	0	0
Negligent Manslaughter	0	0	0	0
Kidnapping/Abduction	0	0	0	0
Forcible Rape	1	0	0	0
Forcible Sodomy	0	0	0	0
Sexual Assault w/Object	0	0	0	0
Forcible Fondling	20	8	0	0
Incest	4	0	0	0
Statutory Rape	3	0	0	0
Aggravated Assault	26	10	3	0
Simple Assault	107	50	25	1
Intimidation	53	5	1	0
Stalking	0	0	0	0
Crimes Against Property				
Arson	0	0	0	0
Bribery	0	0	0	0
Burglary	49	2	2	0
Counterfeiting/Forgery	15	4	2	0
Destruction/Damage/Vandalism	97	5	0	0
Embezzlement	1	0	0	0
Extortion/Blackmail	0	0	0	0
Fraud - False Pretenses	5	2	1	0
Fraud - Credit Card/ATM	3	1	1	0
Fraud - Impersonation	16	3	3	0
Fraud - Welfare	0	0	0	0
Fraud - Wire	1	0	0	0
Motor Vehicle Theft	13	1	2	0
Robbery	1	1	1	0
Stolen Property Offense	0	0	0	0
Theft - Pocket Picking	0	0	0	0
Theft - Purse Snatching	0	0	0	0
Theft - Shoplifting	24	8	5	0
Theft from Building	42	4	2	0
Theft from Coin Machine	5	0	0	0
Theft from Motor Vehicle	41	2	1	0
Theft of Motor Vehicle Parts	18	4	3	0
Theft - All Other Larceny	53	3	0	0
Crimes Against Society				
Drug/Narcotic Violations	56	56	22	0
Drug/Narcotic Equipment Violations	45	45	6	0
Gambling-Betting/Wagering	1	1	2	0
Gambling-Operating/Promoting	0	0	0	0
Gambling-Equipment Violation	0	0	0	0
Gambling-Sports Tampering	0	0	0	0
Pornography/Obscene Materials	0	0	0	0
Prostitution	0	0	0	0
Prostitution-Assisting/Promoting	0	0	0	0
Weapon Law Violations	9	7	1	3
Total Group A Offenses	709	222	83	4



Fairview Police Department

2002 Population Estimate **6,376**

Offense Overview

Offense Total 596
 Number Cleared 234
 Percent Cleared 39.3%

Group A Crimes per 100,000
 population 9,347.6

Arrest Overview

Total Arrests 316
 Adult Arrests 292
 Juvenile Arrests 24
 Unknown Age 0

Arrests per 100,000 population 4,956.1

Avg. number offenses/incident 1.19

Domestic Violence Victims

Offense	Total	Arrests
Murder	0	0
Aggravated Assault	1	0
Simple Assault	47	18
Intimidation	38	2
Stalking	0	0
Forcible Rape	1	0
Forcible Sodomy	0	0
Sexual Assault w/Object	0	0
Forcible Fondling	1	0
Incest	2	0
Statutory Rape	0	0
Kidnapping/Abduction	1	0
Total	91	20

TIBRS Group B Arrests

Offense	Adult	Juvenile
Bad Checks	31	0
Curfew/Vagrancy	0	0
Disorderly Conduct	1	0
DUI	32	0
Drunkenness	15	0
Family-Non Violent	0	0
Liquor Law Violation	2	2
Peeping Tom	0	0
Runaway	0	1
Trespass	4	0
All Other Offense	44	3
Total Group B	129	6

TIBRS Group A Offenses	Offenses		Arrests	
	Reported	Cleared	Adult	Juvenile
Crimes Against Persons				
Murder	0	0	0	0
Negligent Manslaughter	0	0	0	0
Kidnapping/Abduction	2	2	1	0
Forcible Rape	3	0	0	0
Forcible Sodomy	0	0	0	0
Sexual Assault w/Object	0	0	0	0
Forcible Fondling	3	0	0	0
Incest	2	0	0	0
Statutory Rape	2	0	0	0
Aggravated Assault	13	6	4	1
Simple Assault	92	44	33	4
Intimidation	91	13	6	0
Stalking	1	0	0	0
Crimes Against Property				
Arson	0	0	0	0
Bribery	0	0	0	0
Burglary	31	7	3	0
Counterfeiting/Forgery	10	4	3	0
Destruction/Damage/Vandalism	58	4	1	0
Embezzlement	0	0	0	0
Extortion/Blackmail	0	0	0	0
Fraud - False Pretenses	4	0	0	0
Fraud - Credit Card/ATM	3	0	0	0
Fraud - Impersonation	1	1	1	0
Fraud - Welfare	0	0	0	0
Fraud - Wire	0	0	0	0
Motor Vehicle Theft	7	4	1	0
Robbery	1	0	0	0
Stolen Property Offense	0	0	0	0
Theft - Pocket Picking	1	0	0	0
Theft - Purse Snatching	0	0	0	0
Theft - Shoplifting	15	10	8	3
Theft from Building	8	1	1	0
Theft from Coin Machine	7	0	0	0
Theft from Motor Vehicle	27	6	3	1
Theft of Motor Vehicle Parts	13	2	1	0
Theft - All Other Larceny	89	18	12	0
Crimes Against Society				
Drug/Narcotic Violations	64	64	71	5
Drug/Narcotic Equipment Violations	40	40	9	4
Gambling-Betting/Wagering	0	0	0	0
Gambling-Operating/Promoting	0	0	0	0
Gambling-Equipment Violation	0	0	0	0
Gambling-Sports Tampering	0	0	0	0
Pornography/Obscene Materials	0	0	0	0
Prostitution	0	0	0	0
Prostitution-Assisting/Promoting	0	0	0	0
Weapon Law Violations	8	8	5	0
Total Group A Offenses	596	234	163	18



Fayetteville Police Department

2002 Population Estimate **6,979**

Offense Overview

Offense Total 759
 Number Cleared 265
 Percent Cleared 34.9%

Group A Crimes per 100,000
 population 10,875.5

Arrest Overview

Total Arrests 437
 Adult Arrests 391
 Juvenile Arrests 46
 Unknown Age 0

Arrests per 100,000 population 6,261.6

Avg. number offenses/incident 1.13

Domestic Violence Victims

Offense	Total	Arrests
Murder	0	0
Aggravated Assault	21	11
Simple Assault	49	18
Intimidation	4	0
Stalking	0	0
Forcible Rape	0	0
Forcible Sodomy	0	0
Sexual Assault w/Object	0	0
Forcible Fondling	0	0
Incest	0	0
Statutory Rape	0	0
Kidnapping/Abduction	0	0
Total	74	29

TIBRS Group B Arrests

Offense	Adult	Juvenile
Bad Checks	5	0
Curfew/Vagrancy	0	1
Disorderly Conduct	32	6
DUI	62	2
Drunkenness	55	0
Family-Non Violent	3	0
Liquor Law Violation	9	5
Peeping Tom	0	0
Runaway	0	0
Trespass	3	0
All Other Offense	32	3
Total Group B	201	17

TIBRS Group A Offenses	Offenses		Arrests	
	Reported	Cleared	Adult	Juvenile
Crimes Against Persons				
Murder	0	0	0	0
Negligent Manslaughter	0	0	0	0
Kidnapping/Abduction	1	0	0	0
Forcible Rape	1	1	1	0
Forcible Sodomy	1	0	0	0
Sexual Assault w/Object	0	0	0	0
Forcible Fondling	1	1	1	0
Incest	0	0	0	0
Statutory Rape	0	0	0	0
Aggravated Assault	61	31	22	1
Simple Assault	163	87	63	5
Intimidation	20	5	2	0
Stalking	3	0	0	0
Crimes Against Property				
Arson	0	0	0	0
Bribery	0	0	0	0
Burglary	61	11	10	1
Counterfeiting/Forgery	21	9	10	0
Destruction/Damage/Vandalism	62	7	3	5
Embezzlement	12	7	6	0
Extortion/Blackmail	0	0	0	0
Fraud - False Pretenses	21	5	1	0
Fraud - Credit Card/ATM	4	1	0	0
Fraud - Impersonation	0	0	0	0
Fraud - Welfare	0	0	0	0
Fraud - Wire	0	0	0	0
Motor Vehicle Theft	14	6	5	1
Robbery	2	2	2	0
Stolen Property Offense	0	0	0	0
Theft - Pocket Picking	0	0	0	0
Theft - Purse Snatching	0	0	0	0
Theft - Shoplifting	17	13	8	5
Theft from Building	64	8	6	0
Theft from Coin Machine	3	1	2	0
Theft from Motor Vehicle	34	4	5	0
Theft of Motor Vehicle Parts	39	1	0	0
Theft - All Other Larceny	88	1	0	0
Crimes Against Society				
Drug/Narcotic Violations	37	36	34	10
Drug/Narcotic Equipment Violations	18	18	6	0
Gambling-Betting/Wagering	0	0	0	0
Gambling-Operating/Promoting	0	0	0	0
Gambling-Equipment Violation	0	0	0	0
Gambling-Sports Tampering	0	0	0	0
Pornography/Obscene Materials	0	0	0	0
Prostitution	0	0	0	0
Prostitution-Assisting/Promoting	0	0	0	0
Weapon Law Violations	11	10	3	1
Total Group A Offenses	759	265	190	29



Franklin Police Department

2002 Population Estimate **45,175**

Offense Overview

Offense Total 2,298
 Number Cleared 994
 Percent Cleared 43.3%

Group A Crimes per 100,000
 population 5,086.9

Arrest Overview

Total Arrests 1,251
 Adult Arrests 1,004
 Juvenile Arrests 247
 Unknown Age 0

Arrests per 100,000 population 2,769.2

Avg. number offenses/incident 1.12

Domestic Violence Victims

Offense	Total	Arrests
Murder	0	0
Aggravated Assault	8	6
Simple Assault	126	83
Intimidation	9	1
Stalking	0	0
Forcible Rape	1	0
Forcible Sodomy	1	1
Sexual Assault w/Object	0	0
Forcible Fondling	4	1
Incest	0	0
Statutory Rape	0	0
Kidnapping/Abduction	2	0
Total	151	92

TIBRS Group B Arrests

Offense	Adult	Juvenile
Bad Checks	2	0
Curfew/Vagrancy	0	4
Disorderly Conduct	21	9
DUI	149	3
Drunkenness	49	0
Family-Non Violent	1	0
Liquor Law Violation	26	7
Peeping Tom	0	0
Runaway	0	9
Trespass	26	1
All Other Offense	82	13
Total Group B	356	46

TIBRS Group A Offenses	Offenses		Arrests	
	Reported	Cleared	Adult	Juvenile
Crimes Against Persons				
Murder	0	0	0	0
Negligent Manslaughter	0	0	0	0
Kidnapping/Abduction	7	2	1	1
Forcible Rape	10	6	0	1
Forcible Sodomy	2	2	0	1
Sexual Assault w/Object	0	0	0	0
Forcible Fondling	14	7	2	2
Incest	0	0	0	0
Statutory Rape	1	0	0	0
Aggravated Assault	56	38	22	2
Simple Assault	294	193	140	16
Intimidation	93	29	14	0
Stalking	7	4	3	0
Crimes Against Property				
Arson	3	1	2	0
Bribery	0	0	0	0
Burglary	89	19	12	5
Counterfeiting/Forgery	77	32	22	0
Destruction/Damage/Vandalism	292	52	14	59
Embezzlement	18	12	7	1
Extortion/Blackmail	0	0	0	0
Fraud - False Pretenses	34	14	6	0
Fraud - Credit Card/ATM	37	8	2	1
Fraud - Impersonation	22	14	3	0
Fraud - Welfare	0	0	0	0
Fraud - Wire	0	0	0	0
Motor Vehicle Theft	49	15	13	2
Robbery	13	4	4	0
Stolen Property Offense	8	4	1	2
Theft - Pocket Picking	9	0	4	0
Theft - Purse Snatching	3	0	0	1
Theft - Shoplifting	175	131	84	39
Theft from Building	160	34	28	11
Theft from Coin Machine	1	0	0	0
Theft from Motor Vehicle	114	5	7	0
Theft of Motor Vehicle Parts	155	8	6	0
Theft - All Other Larceny	193	42	43	13
Crimes Against Society				
Drug/Narcotic Violations	216	184	160	37
Drug/Narcotic Equipment Violations	109	104	32	3
Gambling-Betting/Wagering	2	2	1	0
Gambling-Operating/Promoting	7	4	5	0
Gambling-Equipment Violation	1	1	2	0
Gambling-Sports Tampering	0	0	0	0
Pornography/Obscene Materials	2	1	0	0
Prostitution	3	3	2	0
Prostitution-Assisting/Promoting	4	4	1	0
Weapon Law Violations	18	15	5	4
Total Group A Offenses	2,298	994	648	201



Friendship Police Department

2002 Population Estimate 607

Offense Overview

Offense Total 44
Number Cleared 23
Percent Cleared 52.3%

Group A Crimes per 100,000 population 7,248.8

Arrest Overview

Total Arrests 33
Adult Arrests 31
Juvenile Arrests 1
Unknown Age 1

Arrests per 100,000 population 5,436.6

Avg. number offenses/incident 1.05

Domestic Violence Victims

Offense	Total	Arrests
Murder	1	1
Aggravated Assault	0	0
Simple Assault	0	0
Intimidation	1	1
Stalking	0	0
Forcible Rape	0	0
Forcible Sodomy	0	0
Sexual Assault w/Object	0	0
Forcible Fondling	0	0
Incest	0	0
Statutory Rape	0	0
Kidnapping/Abduction	0	0
Total	2	2

TIBRS Group B Arrests

Offense	Adult	Juvenile
Bad Checks	0	0
Curfew/Vagrancy	0	0
Disorderly Conduct	0	0
DUI	4	0
Drunkenness	4	0
Family-Non Violent	0	0
Liquor Law Violation	0	0
Peeping Tom	0	0
Runaway	0	0
Trespass	0	0
All Other Offense	3	0
Total Group B	11	0

TIBRS Group A Offenses	Offenses		Arrests	
	Reported	Cleared	Adult	Juvenile
Crimes Against Persons				
Murder	1	1	1	0
Negligent Manslaughter	0	0	0	0
Kidnapping/Abduction	0	0	0	0
Forcible Rape	0	0	0	0
Forcible Sodomy	0	0	0	0
Sexual Assault w/Object	0	0	0	0
Forcible Fondling	1	1	0	1
Incest	0	0	0	0
Statutory Rape	0	0	0	0
Aggravated Assault	2	2	2	0
Simple Assault	3	1	1	0
Intimidation	1	1	1	0
Stalking	0	0	0	0
Crimes Against Property				
Arson	1	1	1	0
Bribery	0	0	0	0
Burglary	2	0	0	0
Counterfeiting/Forgery	2	2	2	0
Destruction/Damage/Vandalism	15	11	10	0
Embezzlement	0	0	0	0
Extortion/Blackmail	0	0	0	0
Fraud - False Pretenses	0	0	0	0
Fraud - Credit Card/ATM	0	0	0	0
Fraud - Impersonation	0	0	0	0
Fraud - Welfare	0	0	0	0
Fraud - Wire	0	0	0	0
Motor Vehicle Theft	0	0	0	0
Robbery	0	0	0	0
Stolen Property Offense	0	0	0	0
Theft - Pocket Picking	0	0	0	0
Theft - Purse Snatching	0	0	0	0
Theft - Shoplifting	0	0	0	0
Theft from Building	6	2	1	0
Theft from Coin Machine	0	0	0	0
Theft from Motor Vehicle	2	0	0	0
Theft of Motor Vehicle Parts	3	0	0	0
Theft - All Other Larceny	4	0	0	0
Crimes Against Society				
Drug/Narcotic Violations	1	1	1	0
Drug/Narcotic Equipment Violations	0	0	0	0
Gambling-Betting/Wagering	0	0	0	0
Gambling-Operating/Promoting	0	0	0	0
Gambling-Equipment Violation	0	0	0	0
Gambling-Sports Tampering	0	0	0	0
Pornography/Obscene Materials	0	0	0	0
Prostitution	0	0	0	0
Prostitution-Assisting/Promoting	0	0	0	0
Weapon Law Violations	0	0	0	0
Total Group A Offenses	44	23	20	1



Gadsden Police Department

2002 Population Estimate 558

Offense Overview

Offense Total 23
Number Cleared 12
Percent Cleared 52.2%

Group A Crimes per 100,000 population 4,121.9

Arrest Overview

Total Arrests 14
Adult Arrests 14
Juvenile Arrests 0
Unknown Age 0

Arrests per 100,000 population 2,509.0

Avg. number offenses/incident 1.10

Domestic Violence Victims

Offense	Total	Arrests
Murder	0	0
Aggravated Assault	1	1
Simple Assault	1	1
Intimidation	0	0
Stalking	0	0
Forcible Rape	0	0
Forcible Sodomy	0	0
Sexual Assault w/Object	0	0
Forcible Fondling	0	0
Incest	0	0
Statutory Rape	0	0
Kidnapping/Abduction	0	0
Total	2	2

TIBRS Group B Arrests

Offense	Adult	Juvenile
Bad Checks	0	0
Curfew/Vagrancy	0	0
Disorderly Conduct	1	0
DUI	1	0
Drunkenness	1	0
Family-Non Violent	1	0
Liquor Law Violation	0	0
Peeping Tom	0	0
Runaway	0	0
Trespass	0	0
All Other Offense	0	0
Total Group B	4	0

TIBRS Group A Offenses	Offenses		Arrests	
	Reported	Cleared	Adult	Juvenile
Crimes Against Persons				
Murder	0	0	0	0
Negligent Manslaughter	0	0	0	0
Kidnapping/Abduction	0	0	0	0
Forcible Rape	0	0	0	0
Forcible Sodomy	0	0	0	0
Sexual Assault w/Object	0	0	0	0
Forcible Fondling	0	0	0	0
Incest	0	0	0	0
Statutory Rape	0	0	0	0
Aggravated Assault	3	3	3	0
Simple Assault	2	2	2	0
Intimidation	0	0	0	0
Stalking	0	0	0	0
Crimes Against Property				
Arson	0	0	0	0
Bribery	0	0	0	0
Burglary	3	1	0	0
Counterfeiting/Forgery	1	1	1	0
Destruction/Damage/Vandalism	5	0	0	0
Embezzlement	0	0	0	0
Extortion/Blackmail	0	0	0	0
Fraud - False Pretenses	1	1	0	0
Fraud - Credit Card/ATM	0	0	0	0
Fraud - Impersonation	0	0	0	0
Fraud - Welfare	0	0	0	0
Fraud - Wire	0	0	0	0
Motor Vehicle Theft	0	0	0	0
Robbery	1	1	1	0
Stolen Property Offense	0	0	0	0
Theft - Pocket Picking	0	0	0	0
Theft - Purse Snatching	0	0	0	0
Theft - Shoplifting	0	0	0	0
Theft from Building	0	0	0	0
Theft from Coin Machine	0	0	0	0
Theft from Motor Vehicle	1	0	0	0
Theft of Motor Vehicle Parts	3	0	0	0
Theft - All Other Larceny	0	0	0	0
Crimes Against Society				
Drug/Narcotic Violations	1	1	1	0
Drug/Narcotic Equipment Violations	2	2	2	0
Gambling-Betting/Wagering	0	0	0	0
Gambling-Operating/Promoting	0	0	0	0
Gambling-Equipment Violation	0	0	0	0
Gambling-Sports Tampering	0	0	0	0
Pornography/Obscene Materials	0	0	0	0
Prostitution	0	0	0	0
Prostitution-Assisting/Promoting	0	0	0	0
Weapon Law Violations	0	0	0	0
Total Group A Offenses	23	12	10	0



Gainesboro Police Department

2002 Population Estimate 869

Offense Overview

Offense Total 43
 Number Cleared 26
 Percent Cleared 60.5%

Group A Crimes per 100,000
 population 4,948.2

Arrest Overview

Total Arrests 70
 Adult Arrests 68
 Juvenile Arrests 2
 Unknown Age 0

Arrests per 100,000 population 8,055.2

Avg. number offenses/incident 1.13

Domestic Violence Victims

Offense	Total	Arrests
Murder	0	0
Aggravated Assault	1	1
Simple Assault	0	0
Intimidation	0	0
Stalking	0	0
Forcible Rape	0	0
Forcible Sodomy	0	0
Sexual Assault w/Object	0	0
Forcible Fondling	0	0
Incest	0	0
Statutory Rape	0	0
Kidnapping/Abduction	0	0
Total	1	1

TIBRS Group B Arrests

Offense	Adult	Juvenile
Bad Checks	1	0
Curfew/Vagrancy	0	0
Disorderly Conduct	0	0
DUI	17	0
Drunkenness	10	0
Family-Non Violent	0	0
Liquor Law Violation	0	0
Peeping Tom	0	0
Runaway	0	0
Trespass	2	0
All Other Offense	18	0
Total Group B	48	0

TIBRS Group A Offenses	Offenses		Arrests	
	Reported	Cleared	Adult	Juvenile
Crimes Against Persons				
Murder	0	0	0	0
Negligent Manslaughter	0	0	0	0
Kidnapping/Abduction	0	0	0	0
Forcible Rape	0	0	0	0
Forcible Sodomy	0	0	0	0
Sexual Assault w/Object	0	0	0	0
Forcible Fondling	0	0	0	0
Incest	0	0	0	0
Statutory Rape	0	0	0	0
Aggravated Assault	1	1	1	0
Simple Assault	1	1	0	0
Intimidation	1	1	1	0
Stalking	0	0	0	0
Crimes Against Property				
Arson	0	0	0	0
Bribery	0	0	0	0
Burglary	2	1	2	0
Counterfeiting/Forgery	2	1	1	0
Destruction/Damage/Vandalism	7	1	1	0
Embezzlement	0	0	0	0
Extortion/Blackmail	0	0	0	0
Fraud - False Pretenses	0	0	0	0
Fraud - Credit Card/ATM	0	0	0	0
Fraud - Impersonation	0	0	0	0
Fraud - Welfare	0	0	0	0
Fraud - Wire	0	0	0	0
Motor Vehicle Theft	4	3	1	2
Robbery	0	0	0	0
Stolen Property Offense	0	0	0	0
Theft - Pocket Picking	0	0	0	0
Theft - Purse Snatching	0	0	0	0
Theft - Shoplifting	3	2	2	0
Theft from Building	5	3	3	0
Theft from Coin Machine	1	0	0	0
Theft from Motor Vehicle	3	0	0	0
Theft of Motor Vehicle Parts	0	0	0	0
Theft - All Other Larceny	3	2	1	0
Crimes Against Society				
Drug/Narcotic Violations	7	7	6	0
Drug/Narcotic Equipment Violations	2	2	0	0
Gambling-Betting/Wagering	0	0	0	0
Gambling-Operating/Promoting	0	0	0	0
Gambling-Equipment Violation	0	0	0	0
Gambling-Sports Tampering	0	0	0	0
Pornography/Obscene Materials	0	0	0	0
Prostitution	0	0	0	0
Prostitution-Assisting/Promoting	0	0	0	0
Weapon Law Violations	1	1	1	0
Total Group A Offenses	43	26	20	2



Gallatin Police Department

2002 Population Estimate **24,644**

Offense Overview

Offense Total 3,303
 Number Cleared 1,431
 Percent Cleared 43.3%

Group A Crimes per 100,000
 population 13,402.9

Arrest Overview

Total Arrests 2,030
 Adult Arrests 1,782
 Juvenile Arrests 248
 Unknown Age 0

Arrests per 100,000 population 8,237.3

Avg. number offenses/incident 1.13

Domestic Violence Victims

Offense	Total	Arrests
Murder	0	0
Aggravated Assault	33	24
Simple Assault	245	163
Intimidation	23	0
Stalking	6	2
Forcible Rape	3	0
Forcible Sodomy	0	0
Sexual Assault w/Object	0	0
Forcible Fondling	3	0
Incest	0	0
Statutory Rape	0	0
Kidnapping/Abduction	7	3
Total	320	192

TIBRS Group B Arrests

Offense	Adult	Juvenile
Bad Checks	8	0
Curfew/Vagrancy	0	16
Disorderly Conduct	29	8
DUI	181	3
Drunkenness	183	0
Family-Non Violent	4	0
Liquor Law Violation	1	1
Peeping Tom	0	0
Runaway	0	30
Trespass	15	1
All Other Offense	227	40
Total Group B	648	99

TIBRS Group A Offenses	Offenses		Arrests	
	Reported	Cleared	Adult	Juvenile
Crimes Against Persons				
Murder	1	1	2	0
Negligent Manslaughter	0	0	0	0
Kidnapping/Abduction	8	4	4	0
Forcible Rape	10	5	3	0
Forcible Sodomy	0	0	0	0
Sexual Assault w/Object	0	0	0	0
Forcible Fondling	18	5	4	0
Incest	0	0	0	0
Statutory Rape	1	0	0	0
Aggravated Assault	127	84	65	5
Simple Assault	737	395	318	35
Intimidation	160	14	9	1
Stalking	20	5	5	0
Crimes Against Property				
Arson	8	2	1	3
Bribery	0	0	0	0
Burglary	152	31	21	5
Counterfeiting/Forgery	177	78	49	1
Destruction/Damage/Vandalism	212	42	20	7
Embezzlement	10	4	3	0
Extortion/Blackmail	0	0	0	0
Fraud - False Pretenses	20	10	8	1
Fraud - Credit Card/ATM	11	3	0	0
Fraud - Impersonation	36	21	18	3
Fraud - Welfare	0	0	0	0
Fraud - Wire	3	1	0	0
Motor Vehicle Theft	74	28	15	4
Robbery	20	8	14	2
Stolen Property Offense	4	4	2	1
Theft - Pocket Picking	0	0	0	0
Theft - Purse Snatching	2	0	0	0
Theft - Shoplifting	223	160	146	42
Theft from Building	220	22	17	8
Theft from Coin Machine	8	1	3	0
Theft from Motor Vehicle	176	24	12	6
Theft of Motor Vehicle Parts	184	9	3	1
Theft - All Other Larceny	227	19	25	2
Crimes Against Society				
Drug/Narcotic Violations	242	241	267	20
Drug/Narcotic Equipment Violations	182	181	84	2
Gambling-Betting/Wagering	0	0	0	0
Gambling-Operating/Promoting	0	0	0	0
Gambling-Equipment Violation	1	0	0	0
Gambling-Sports Tampering	0	0	0	0
Pornography/Obscene Materials	1	1	1	0
Prostitution	6	6	4	0
Prostitution-Assisting/Promoting	0	0	0	0
Weapon Law Violations	22	22	11	0
Total Group A Offenses	3,303	1,431	1,134	149



Gallaway Police Department

2002 Population Estimate 700

Offense Overview

Offense Total 101
 Number Cleared 79
 Percent Cleared 78.2%

Group A Crimes per 100,000
 population 14,428.6

Arrest Overview

Total Arrests 125
 Adult Arrests 114
 Juvenile Arrests 11
 Unknown Age 0

Arrests per 100,000 population 17,857.1

Avg. number offenses/incident 1.29

Domestic Violence Victims

Offense	Total	Arrests
Murder	0	0
Aggravated Assault	0	0
Simple Assault	3	4
Intimidation	5	2
Stalking	0	0
Forcible Rape	0	0
Forcible Sodomy	0	0
Sexual Assault w/Object	0	0
Forcible Fondling	0	0
Incest	0	0
Statutory Rape	0	0
Kidnapping/Abduction	0	0
Total	8	6

TIBRS Group B Arrests

Offense	Adult	Juvenile
Bad Checks	0	0
Curfew/Vagrancy	0	0
Disorderly Conduct	2	4
DUI	23	0
Drunkenness	2	0
Family-Non Violent	0	0
Liquor Law Violation	3	0
Peeping Tom	0	0
Runaway	0	1
Trespass	2	1
All Other Offense	3	1
Total Group B	35	7

TIBRS Group A Offenses	Offenses		Arrests	
	Reported	Cleared	Adult	Juvenile
Crimes Against Persons				
Murder	0	0	0	0
Negligent Manslaughter	0	0	0	0
Kidnapping/Abduction	0	0	0	0
Forcible Rape	1	1	0	1
Forcible Sodomy	0	0	0	0
Sexual Assault w/Object	0	0	0	0
Forcible Fondling	0	0	0	0
Incest	0	0	0	0
Statutory Rape	0	0	0	0
Aggravated Assault	3	3	4	0
Simple Assault	12	8	8	0
Intimidation	8	5	5	0
Stalking	0	0	0	0
Crimes Against Property				
Arson	1	1	1	0
Bribery	0	0	0	0
Burglary	4	2	2	0
Counterfeiting/Forgery	2	2	1	0
Destruction/Damage/Vandalism	9	2	0	0
Embezzlement	0	0	0	0
Extortion/Blackmail	0	0	0	0
Fraud - False Pretenses	2	2	3	1
Fraud - Credit Card/ATM	0	0	0	0
Fraud - Impersonation	1	1	1	0
Fraud - Welfare	0	0	0	0
Fraud - Wire	0	0	0	0
Motor Vehicle Theft	1	1	1	0
Robbery	0	0	0	0
Stolen Property Offense	0	0	0	0
Theft - Pocket Picking	0	0	0	0
Theft - Purse Snatching	0	0	0	0
Theft - Shoplifting	2	1	1	0
Theft from Building	1	0	0	0
Theft from Coin Machine	0	0	0	0
Theft from Motor Vehicle	2	0	0	0
Theft of Motor Vehicle Parts	2	1	0	0
Theft - All Other Larceny	1	0	0	0
Crimes Against Society				
Drug/Narcotic Violations	28	28	47	2
Drug/Narcotic Equipment Violations	16	16	4	0
Gambling-Betting/Wagering	0	0	0	0
Gambling-Operating/Promoting	0	0	0	0
Gambling-Equipment Violation	0	0	0	0
Gambling-Sports Tampering	0	0	0	0
Pornography/Obscene Materials	0	0	0	0
Prostitution	0	0	0	0
Prostitution-Assisting/Promoting	0	0	0	0
Weapon Law Violations	5	5	1	0
Total Group A Offenses	101	79	79	4



Gates Police Department

2002 Population Estimate 892

Offense Overview

Offense Total 34
Number Cleared 4
Percent Cleared 11.8%

Group A Crimes per 100,000 population 3,811.7

Arrest Overview

Total Arrests 6
Adult Arrests 5
Juvenile Arrests 0
Unknown Age 1

Arrests per 100,000 population 672.6

Avg. number offenses/incident 1.06

Domestic Violence Victims

Offense	Total	Arrests
Murder	0	0
Aggravated Assault	0	0
Simple Assault	1	0
Intimidation	0	0
Stalking	0	0
Forcible Rape	0	0
Forcible Sodomy	0	0
Sexual Assault w/Object	0	0
Forcible Fondling	0	0
Incest	0	0
Statutory Rape	0	0
Kidnapping/Abduction	0	0
Total	1	0

TIBRS Group B Arrests

Offense	Adult	Juvenile
Bad Checks	0	0
Curfew/Vagrancy	0	0
Disorderly Conduct	0	0
DUI	1	0
Drunkenness	0	0
Family-Non Violent	0	0
Liquor Law Violation	0	0
Peeping Tom	0	0
Runaway	0	0
Trespass	0	0
All Other Offense	1	0
Total Group B	2	0

TIBRS Group A Offenses	Offenses		Arrests	
	Reported	Cleared	Adult	Juvenile
Crimes Against Persons				
Murder	0	0	0	0
Negligent Manslaughter	0	0	0	0
Kidnapping/Abduction	0	0	0	0
Forcible Rape	0	0	0	0
Forcible Sodomy	0	0	0	0
Sexual Assault w/Object	0	0	0	0
Forcible Fondling	0	0	0	0
Incest	0	0	0	0
Statutory Rape	0	0	0	0
Aggravated Assault	2	0	0	0
Simple Assault	3	0	0	0
Intimidation	2	0	0	0
Stalking	0	0	0	0
Crimes Against Property				
Arson	0	0	0	0
Bribery	0	0	0	0
Burglary	7	1	0	0
Counterfeiting/Forgery	2	2	2	0
Destruction/Damage/Vandalism	6	0	0	0
Embezzlement	0	0	0	0
Extortion/Blackmail	0	0	0	0
Fraud - False Pretenses	0	0	0	0
Fraud - Credit Card/ATM	0	0	0	0
Fraud - Impersonation	0	0	0	0
Fraud - Welfare	0	0	0	0
Fraud - Wire	0	0	0	0
Motor Vehicle Theft	1	0	0	0
Robbery	0	0	0	0
Stolen Property Offense	0	0	0	0
Theft - Pocket Picking	0	0	0	0
Theft - Purse Snatching	0	0	0	0
Theft - Shoplifting	0	0	0	0
Theft from Building	1	0	0	0
Theft from Coin Machine	0	0	0	0
Theft from Motor Vehicle	0	0	0	0
Theft of Motor Vehicle Parts	4	0	0	0
Theft - All Other Larceny	6	1	1	0
Crimes Against Society				
Drug/Narcotic Violations	0	0	0	0
Drug/Narcotic Equipment Violations	0	0	0	0
Gambling-Betting/Wagering	0	0	0	0
Gambling-Operating/Promoting	0	0	0	0
Gambling-Equipment Violation	0	0	0	0
Gambling-Sports Tampering	0	0	0	0
Pornography/Obscene Materials	0	0	0	0
Prostitution	0	0	0	0
Prostitution-Assisting/Promoting	0	0	0	0
Weapon Law Violations	0	0	0	0
Total Group A Offenses	34	4	3	0



Gatlinburg Police Department

2002 Population Estimate **3,778**

Offense Overview

Offense Total 812
 Number Cleared 209
 Percent Cleared 25.7%

Group A Crimes per 100,000
 population 21,492.9

Arrest Overview

Total Arrests 1,326
 Adult Arrests 1,298
 Juvenile Arrests 28
 Unknown Age 0

Arrests per 100,000 population 35,097.9

Avg. number offenses/incident 1.02

Domestic Violence Victims

Offense	Total	Arrests
Murder	0	0
Aggravated Assault	1	1
Simple Assault	26	19
Intimidation	3	0
Stalking	0	0
Forcible Rape	0	0
Forcible Sodomy	0	0
Sexual Assault w/Object	0	0
Forcible Fondling	0	0
Incest	0	0
Statutory Rape	0	0
Kidnapping/Abduction	0	0
Total	30	20

TIBRS Group B Arrests

Offense	Adult	Juvenile
Bad Checks	0	0
Curfew/Vagrancy	0	1
Disorderly Conduct	17	2
DUI	121	1
Drunkenness	866	3
Family-Non Violent	10	0
Liquor Law Violation	12	10
Peeping Tom	0	0
Runaway	0	1
Trespass	2	0
All Other Offense	80	2
Total Group B	1,108	20

TIBRS Group A Offenses	Offenses		Arrests	
	Reported	Cleared	Adult	Juvenile
Crimes Against Persons				
Murder	1	1	1	0
Negligent Manslaughter	0	0	0	0
Kidnapping/Abduction	0	0	0	0
Forcible Rape	3	1	1	0
Forcible Sodomy	0	0	0	0
Sexual Assault w/Object	0	0	0	0
Forcible Fondling	6	5	5	0
Incest	0	0	0	0
Statutory Rape	0	0	0	0
Aggravated Assault	16	7	7	0
Simple Assault	115	57	53	0
Intimidation	24	1	0	0
Stalking	0	0	0	0
Crimes Against Property				
Arson	0	0	0	0
Bribery	0	0	0	0
Burglary	77	5	6	1
Counterfeiting/Forgery	14	1	3	0
Destruction/Damage/Vandalism	113	5	2	0
Embezzlement	3	1	0	0
Extortion/Blackmail	0	0	0	0
Fraud - False Pretenses	12	1	0	0
Fraud - Credit Card/ATM	22	5	2	0
Fraud - Impersonation	6	2	1	0
Fraud - Welfare	0	0	0	0
Fraud - Wire	9	1	2	0
Motor Vehicle Theft	31	5	5	0
Robbery	2	1	1	0
Stolen Property Offense	0	0	0	0
Theft - Pocket Picking	0	0	0	0
Theft - Purse Snatching	4	3	2	0
Theft - Shoplifting	23	12	11	2
Theft from Building	109	7	4	0
Theft from Coin Machine	16	1	0	0
Theft from Motor Vehicle	60	1	0	0
Theft of Motor Vehicle Parts	18	0	0	0
Theft - All Other Larceny	45	3	4	0
Crimes Against Society				
Drug/Narcotic Violations	75	75	73	5
Drug/Narcotic Equipment Violations	2	2	4	0
Gambling-Betting/Wagering	0	0	0	0
Gambling-Operating/Promoting	0	0	0	0
Gambling-Equipment Violation	0	0	0	0
Gambling-Sports Tampering	0	0	0	0
Pornography/Obscene Materials	0	0	0	0
Prostitution	0	0	0	0
Prostitution-Assisting/Promoting	0	0	0	0
Weapon Law Violations	6	6	3	0
Total Group A Offenses	812	209	190	8



Germantown Police Department

2002 Population Estimate **37,648**

Offense Overview

Offense Total 1,761
 Number Cleared 400
 Percent Cleared 22.7%

Group A Crimes per 100,000
 population 4,677.5

Arrest Overview

Total Arrests 1,430
 Adult Arrests 1,175
 Juvenile Arrests 255
 Unknown Age 0

Arrests per 100,000 population 3,798.3

Avg. number offenses/incident 1.15

Domestic Violence Victims

Offense	Total	Arrests
Murder	0	0
Aggravated Assault	8	4
Simple Assault	60	36
Intimidation	4	0
Stalking	0	0
Forcible Rape	2	0
Forcible Sodomy	0	0
Sexual Assault w/Object	0	0
Forcible Fondling	0	0
Incest	0	0
Statutory Rape	0	0
Kidnapping/Abduction	0	0
Total	74	40

TIBRS Group B Arrests

Offense	Adult	Juvenile
Bad Checks	6	0
Curfew/Vagrancy	0	56
Disorderly Conduct	2	14
DUI	145	5
Drunkenness	48	4
Family-Non Violent	1	0
Liquor Law Violation	28	21
Peeping Tom	0	0
Runaway	0	6
Trespass	5	11
All Other Offense	672	12
Total Group B	907	129

TIBRS Group A Offenses	Offenses		Arrests	
	Reported	Cleared	Adult	Juvenile
Crimes Against Persons				
Murder	1	0	0	0
Negligent Manslaughter	0	0	0	0
Kidnapping/Abduction	0	0	0	0
Forcible Rape	4	0	0	0
Forcible Sodomy	0	0	0	0
Sexual Assault w/Object	0	0	0	0
Forcible Fondling	1	1	0	1
Incest	0	0	0	0
Statutory Rape	1	0	0	0
Aggravated Assault	23	11	7	4
Simple Assault	158	86	33	48
Intimidation	31	0	0	0
Stalking	0	0	0	0
Crimes Against Property				
Arson	3	2	0	4
Bribery	0	0	0	0
Burglary	191	21	25	4
Counterfeiting/Forgery	51	16	14	0
Destruction/Damage/Vandalism	289	16	3	13
Embezzlement	13	6	4	0
Extortion/Blackmail	0	0	0	0
Fraud - False Pretenses	55	13	2	2
Fraud - Credit Card/ATM	6	3	1	1
Fraud - Impersonation	26	10	10	0
Fraud - Welfare	0	0	0	0
Fraud - Wire	0	0	0	0
Motor Vehicle Theft	51	5	4	2
Robbery	13	2	1	0
Stolen Property Offense	13	8	8	0
Theft - Pocket Picking	0	0	0	0
Theft - Purse Snatching	0	0	0	0
Theft - Shoplifting	108	55	51	14
Theft from Building	241	32	24	13
Theft from Coin Machine	1	0	0	0
Theft from Motor Vehicle	210	9	5	2
Theft of Motor Vehicle Parts	60	1	0	0
Theft - All Other Larceny	111	12	11	2
Crimes Against Society				
Drug/Narcotic Violations	65	61	54	11
Drug/Narcotic Equipment Violations	30	26	8	5
Gambling-Betting/Wagering	0	0	0	0
Gambling-Operating/Promoting	0	0	0	0
Gambling-Equipment Violation	0	0	0	0
Gambling-Sports Tampering	0	0	0	0
Pornography/Obscene Materials	0	0	0	0
Prostitution	0	0	0	0
Prostitution-Assisting/Promoting	0	0	0	0
Weapon Law Violations	5	4	3	0
Total Group A Offenses	1,761	400	268	126



Gibson Police Department

2002 Population Estimate **315**

Offense Overview

Offense Total 49
 Number Cleared 18
 Percent Cleared 36.7%

Group A Crimes per 100,000
 population 15,555.6

Arrest Overview

Total Arrests 14
 Adult Arrests 14
 Juvenile Arrests 0
 Unknown Age 0

Arrests per 100,000 population 4,444.4

Avg. number offenses/incident 1.11

Domestic Violence Victims

Offense	Total	Arrests
Murder	0	0
Aggravated Assault	0	0
Simple Assault	4	0
Intimidation	0	0
Stalking	0	0
Forcible Rape	0	0
Forcible Sodomy	1	0
Sexual Assault w/Object	0	0
Forcible Fondling	0	0
Incest	0	0
Statutory Rape	0	0
Kidnapping/Abduction	0	0
Total	5	0

TIBRS Group B Arrests

Offense	Adult	Juvenile
Bad Checks	0	0
Curfew/Vagrancy	0	0
Disorderly Conduct	0	0
DUI	0	0
Drunkenness	1	0
Family-Non Violent	0	0
Liquor Law Violation	0	0
Peeping Tom	0	0
Runaway	0	0
Trespass	0	0
All Other Offense	2	0
Total Group B	3	0

TIBRS Group A Offenses	Offenses		Arrests	
	Reported	Cleared	Adult	Juvenile
Crimes Against Persons				
Murder	0	0	0	0
Negligent Manslaughter	0	0	0	0
Kidnapping/Abduction	0	0	0	0
Forcible Rape	0	0	1	0
Forcible Sodomy	1	1	0	0
Sexual Assault w/Object	0	0	0	0
Forcible Fondling	0	0	0	0
Incest	0	0	0	0
Statutory Rape	0	0	0	0
Aggravated Assault	2	2	2	0
Simple Assault	6	2	1	0
Intimidation	1	0	0	0
Stalking	0	0	0	0
Crimes Against Property				
Arson	0	0	0	0
Bribery	0	0	0	0
Burglary	1	0	0	0
Counterfeiting/Forgery	10	0	0	0
Destruction/Damage/Vandalism	4	0	0	0
Embezzlement	0	0	0	0
Extortion/Blackmail	0	0	0	0
Fraud - False Pretenses	0	0	0	0
Fraud - Credit Card/ATM	0	0	0	0
Fraud - Impersonation	1	1	0	0
Fraud - Welfare	0	0	0	0
Fraud - Wire	0	0	0	0
Motor Vehicle Theft	0	0	0	0
Robbery	0	0	0	0
Stolen Property Offense	0	0	0	0
Theft - Pocket Picking	0	0	0	0
Theft - Purse Snatching	0	0	0	0
Theft - Shoplifting	0	0	0	0
Theft from Building	4	3	2	0
Theft from Coin Machine	0	0	0	0
Theft from Motor Vehicle	3	2	0	0
Theft of Motor Vehicle Parts	7	0	0	0
Theft - All Other Larceny	2	0	0	0
Crimes Against Society				
Drug/Narcotic Violations	5	5	5	0
Drug/Narcotic Equipment Violations	2	2	0	0
Gambling-Betting/Wagering	0	0	0	0
Gambling-Operating/Promoting	0	0	0	0
Gambling-Equipment Violation	0	0	0	0
Gambling-Sports Tampering	0	0	0	0
Pornography/Obscene Materials	0	0	0	0
Prostitution	0	0	0	0
Prostitution-Assisting/Promoting	0	0	0	0
Weapon Law Violations	0	0	0	0
Total Group A Offenses	49	18	11	0



Gleason Police Department

2002 Population Estimate **1,444**

Offense Overview

Offense Total 110
 Number Cleared 15
 Percent Cleared 13.6%

Group A Crimes per 100,000
 population 7,617.7

Arrest Overview

Total Arrests 38
 Adult Arrests 36
 Juvenile Arrests 2
 Unknown Age 0

Arrests per 100,000 population 2,631.6

Avg. number offenses/incident 1.01

Domestic Violence Victims

Offense	Total	Arrests
Murder	0	0
Aggravated Assault	6	3
Simple Assault	9	2
Intimidation	3	0
Stalking	1	0
Forcible Rape	0	0
Forcible Sodomy	0	0
Sexual Assault w/Object	0	0
Forcible Fondling	0	0
Incest	0	0
Statutory Rape	0	0
Kidnapping/Abduction	0	0
Total	19	5

TIBRS Group B Arrests

Offense	Adult	Juvenile
Bad Checks	0	0
Curfew/Vagrancy	0	0
Disorderly Conduct	0	0
DUI	11	0
Drunkenness	9	1
Family-Non Violent	0	0
Liquor Law Violation	0	0
Peeping Tom	0	0
Runaway	0	0
Trespass	2	0
All Other Offense	1	0
Total Group B	23	1

TIBRS Group A Offenses	Offenses		Arrests	
	Reported	Cleared	Adult	Juvenile
Crimes Against Persons				
Murder	0	0	0	0
Negligent Manslaughter	0	0	0	0
Kidnapping/Abduction	0	0	0	0
Forcible Rape	0	0	0	0
Forcible Sodomy	0	0	0	0
Sexual Assault w/Object	0	0	0	0
Forcible Fondling	0	0	0	0
Incest	0	0	0	0
Statutory Rape	0	0	0	0
Aggravated Assault	9	4	4	0
Simple Assault	18	2	2	0
Intimidation	18	0	0	0
Stalking	3	0	0	0
Crimes Against Property				
Arson	0	0	0	0
Bribery	0	0	0	0
Burglary	17	4	3	1
Counterfeiting/Forgery	0	0	0	0
Destruction/Damage/Vandalism	19	0	0	0
Embezzlement	0	0	0	0
Extortion/Blackmail	0	0	0	0
Fraud - False Pretenses	1	0	0	0
Fraud - Credit Card/ATM	0	0	0	0
Fraud - Impersonation	0	0	0	0
Fraud - Welfare	0	0	0	0
Fraud - Wire	0	0	0	0
Motor Vehicle Theft	2	1	1	0
Robbery	0	0	0	0
Stolen Property Offense	0	0	0	0
Theft - Pocket Picking	0	0	0	0
Theft - Purse Snatching	0	0	0	0
Theft - Shoplifting	0	0	0	0
Theft from Building	2	0	0	0
Theft from Coin Machine	0	0	0	0
Theft from Motor Vehicle	8	0	0	0
Theft of Motor Vehicle Parts	0	0	0	0
Theft - All Other Larceny	8	0	0	0
Crimes Against Society				
Drug/Narcotic Violations	3	3	2	0
Drug/Narcotic Equipment Violations	1	0	0	0
Gambling-Betting/Wagering	0	0	0	0
Gambling-Operating/Promoting	0	0	0	0
Gambling-Equipment Violation	0	0	0	0
Gambling-Sports Tampering	0	0	0	0
Pornography/Obscene Materials	0	0	0	0
Prostitution	0	0	0	0
Prostitution-Assisting/Promoting	0	0	0	0
Weapon Law Violations	1	1	1	0
Total Group A Offenses	110	15	13	1



Goodlettsville Police Department

2002 Population Estimate **14,096**

Offense Overview

Offense Total 1,686
 Number Cleared 613
 Percent Cleared 36.4%

Group A Crimes per 100,000
 population 11,960.8

Arrest Overview

Total Arrests 859
 Adult Arrests 700
 Juvenile Arrests 159
 Unknown Age 0

Arrests per 100,000 population 6,093.9

Avg. number offenses/incident 1.16

Domestic Violence Victims

Offense	Total	Arrests
Murder	0	0
Aggravated Assault	10	4
Simple Assault	40	16
Intimidation	9	2
Stalking	2	1
Forcible Rape	0	0
Forcible Sodomy	0	0
Sexual Assault w/Object	0	0
Forcible Fondling	0	0
Incest	0	0
Statutory Rape	0	0
Kidnapping/Abduction	1	1
Total	62	24

TIBRS Group B Arrests

Offense	Adult	Juvenile
Bad Checks	0	0
Curfew/Vagrancy	1	23
Disorderly Conduct	38	7
DUI	93	0
Drunkenness	28	1
Family-Non Violent	3	0
Liquor Law Violation	43	12
Peeping Tom	0	0
Runaway	0	0
Trespass	13	3
All Other Offense	39	7
Total Group B	258	53

TIBRS Group A Offenses	Offenses		Arrests	
	Reported	Cleared	Adult	Juvenile
Crimes Against Persons				
Murder	0	0	1	0
Negligent Manslaughter	0	0	0	0
Kidnapping/Abduction	6	4	2	0
Forcible Rape	6	2	1	0
Forcible Sodomy	0	0	0	0
Sexual Assault w/Object	0	0	0	0
Forcible Fondling	1	0	0	0
Incest	0	0	0	0
Statutory Rape	0	0	0	0
Aggravated Assault	54	34	22	0
Simple Assault	152	80	46	3
Intimidation	79	22	7	2
Stalking	3	2	1	0
Crimes Against Property				
Arson	4	1	0	1
Bribery	0	0	0	0
Burglary	113	8	10	1
Counterfeiting/Forgery	21	9	8	0
Destruction/Damage/Vandalism	257	19	2	2
Embezzlement	16	7	5	1
Extortion/Blackmail	0	0	0	0
Fraud - False Pretenses	46	16	14	0
Fraud - Credit Card/ATM	5	0	0	0
Fraud - Impersonation	22	15	13	1
Fraud - Welfare	0	0	0	0
Fraud - Wire	0	0	0	0
Motor Vehicle Theft	73	4	3	0
Robbery	25	8	7	0
Stolen Property Offense	2	2	1	0
Theft - Pocket Picking	5	0	0	0
Theft - Purse Snatching	0	0	0	0
Theft - Shoplifting	249	200	164	86
Theft from Building	61	9	4	1
Theft from Coin Machine	3	1	1	0
Theft from Motor Vehicle	137	10	11	1
Theft of Motor Vehicle Parts	82	3	3	0
Theft - All Other Larceny	100	8	5	0
Crimes Against Society				
Drug/Narcotic Violations	102	92	95	7
Drug/Narcotic Equipment Violations	53	49	12	0
Gambling-Betting/Wagering	0	0	0	0
Gambling-Operating/Promoting	0	0	0	0
Gambling-Equipment Violation	1	1	0	0
Gambling-Sports Tampering	0	0	0	0
Pornography/Obscene Materials	1	1	1	0
Prostitution	0	0	0	0
Prostitution-Assisting/Promoting	0	0	0	0
Weapon Law Violations	7	6	3	0
Total Group A Offenses	1,686	613	442	106



Gordonsville Police Department

2002 Population Estimate **1,096**

Offense Overview

Offense Total 68
 Number Cleared 26
 Percent Cleared 38.2%

Group A Crimes per 100,000
 population 6,204.4

Arrest Overview

Total Arrests 31
 Adult Arrests 28
 Juvenile Arrests 2
 Unknown Age 1

Arrests per 100,000 population 2,828.5

Avg. number offenses/incident 1.21

Domestic Violence Victims

Offense	Total	Arrests
Murder	0	0
Aggravated Assault	1	1
Simple Assault	2	2
Intimidation	0	0
Stalking	0	0
Forcible Rape	0	0
Forcible Sodomy	0	0
Sexual Assault w/Object	0	0
Forcible Fondling	0	0
Incest	0	0
Statutory Rape	0	0
Kidnapping/Abduction	0	0
Total	3	3

TIBRS Group B Arrests

Offense	Adult	Juvenile
Bad Checks	0	0
Curfew/Vagrancy	0	0
Disorderly Conduct	0	0
DUI	8	0
Drunkenness	3	0
Family-Non Violent	0	0
Liquor Law Violation	0	0
Peeping Tom	0	0
Runaway	0	0
Trespass	0	0
All Other Offense	0	0
Total Group B	11	0

TIBRS Group A Offenses	Offenses		Arrests	
	Reported	Cleared	Adult	Juvenile
Crimes Against Persons				
Murder	0	0	0	0
Negligent Manslaughter	0	0	0	0
Kidnapping/Abduction	0	0	0	0
Forcible Rape	0	0	0	0
Forcible Sodomy	0	0	0	0
Sexual Assault w/Object	0	0	0	0
Forcible Fondling	0	0	0	0
Incest	0	0	0	0
Statutory Rape	0	0	0	0
Aggravated Assault	4	3	2	0
Simple Assault	4	4	4	0
Intimidation	0	0	0	0
Stalking	1	1	1	0
Crimes Against Property				
Arson	0	0	0	0
Bribery	0	0	0	0
Burglary	6	0	0	0
Counterfeiting/Forgery	1	1	0	0
Destruction/Damage/Vandalism	4	0	0	0
Embezzlement	0	0	0	0
Extortion/Blackmail	0	0	0	0
Fraud - False Pretenses	3	1	0	0
Fraud - Credit Card/ATM	0	0	0	0
Fraud - Impersonation	0	0	0	0
Fraud - Welfare	0	0	0	0
Fraud - Wire	0	0	0	0
Motor Vehicle Theft	2	2	2	0
Robbery	0	0	0	0
Stolen Property Offense	0	0	0	0
Theft - Pocket Picking	0	0	0	0
Theft - Purse Snatching	0	0	0	0
Theft - Shoplifting	0	0	0	0
Theft from Building	9	2	3	0
Theft from Coin Machine	1	0	0	0
Theft from Motor Vehicle	6	0	0	0
Theft of Motor Vehicle Parts	6	1	0	2
Theft - All Other Larceny	10	0	0	0
Crimes Against Society				
Drug/Narcotic Violations	5	5	3	0
Drug/Narcotic Equipment Violations	2	2	0	0
Gambling-Betting/Wagering	0	0	0	0
Gambling-Operating/Promoting	0	0	0	0
Gambling-Equipment Violation	0	0	0	0
Gambling-Sports Tampering	0	0	0	0
Pornography/Obscene Materials	0	0	0	0
Prostitution	0	0	0	0
Prostitution-Assisting/Promoting	0	0	0	0
Weapon Law Violations	4	4	2	0
Total Group A Offenses	68	26	17	2



Grand Junction Police Department

2002 Population Estimate 300

Offense Overview

Offense Total 62
Number Cleared 16
Percent Cleared 25.8%

Group A Crimes per 100,000 population 20,666.7

Arrest Overview

Total Arrests 10
Adult Arrests 8
Juvenile Arrests 2
Unknown Age 0

Arrests per 100,000 population 3,333.3

Avg. number offenses/incident 1.09

Domestic Violence Victims

Offense	Total	Arrests
Murder	0	0
Aggravated Assault	0	0
Simple Assault	0	0
Intimidation	0	0
Stalking	0	0
Forcible Rape	0	0
Forcible Sodomy	0	0
Sexual Assault w/Object	0	0
Forcible Fondling	0	0
Incest	0	0
Statutory Rape	0	0
Kidnapping/Abduction	0	0
Total	0	0

TIBRS Group B Arrests

Offense	Adult	Juvenile
Bad Checks	0	0
Curfew/Vagrancy	0	0
Disorderly Conduct	0	0
DUI	1	0
Drunkenness	0	0
Family-Non Violent	0	0
Liquor Law Violation	0	0
Peeping Tom	0	0
Runaway	0	0
Trespass	0	0
All Other Offense	0	0
Total Group B	1	0

TIBRS Group A Offenses	Offenses		Arrests	
	Reported	Cleared	Adult	Juvenile
Crimes Against Persons				
Murder	0	0	0	0
Negligent Manslaughter	0	0	0	0
Kidnapping/Abduction	0	0	0	0
Forcible Rape	0	0	0	0
Forcible Sodomy	0	0	0	0
Sexual Assault w/Object	0	0	0	0
Forcible Fondling	0	0	0	0
Incest	0	0	0	0
Statutory Rape	0	0	0	0
Aggravated Assault	6	5	2	2
Simple Assault	6	2	0	0
Intimidation	0	0	0	0
Stalking	1	0	0	0
Crimes Against Property				
Arson	0	0	0	0
Bribery	0	0	0	0
Burglary	10	0	0	0
Counterfeiting/Forgery	1	0	0	0
Destruction/Damage/Vandalism	7	0	0	0
Embezzlement	0	0	0	0
Extortion/Blackmail	0	0	0	0
Fraud - False Pretenses	1	0	0	0
Fraud - Credit Card/ATM	0	0	0	0
Fraud - Impersonation	0	0	0	0
Fraud - Welfare	0	0	0	0
Fraud - Wire	0	0	0	0
Motor Vehicle Theft	2	0	0	0
Robbery	3	1	1	0
Stolen Property Offense	0	0	0	0
Theft - Pocket Picking	0	0	0	0
Theft - Purse Snatching	0	0	0	0
Theft - Shoplifting	3	0	0	0
Theft from Building	3	2	2	0
Theft from Coin Machine	0	0	0	0
Theft from Motor Vehicle	4	0	0	0
Theft of Motor Vehicle Parts	4	1	1	0
Theft - All Other Larceny	6	0	0	0
Crimes Against Society				
Drug/Narcotic Violations	3	3	1	0
Drug/Narcotic Equipment Violations	1	1	0	0
Gambling-Betting/Wagering	0	0	0	0
Gambling-Operating/Promoting	0	0	0	0
Gambling-Equipment Violation	0	0	0	0
Gambling-Sports Tampering	0	0	0	0
Pornography/Obscene Materials	0	0	0	0
Prostitution	0	0	0	0
Prostitution-Assisting/Promoting	0	0	0	0
Weapon Law Violations	1	1	0	0
Total Group A Offenses	62	16	7	2



Graysville Police Department

2002 Population Estimate 1,422

Offense Overview

Offense Total 93
Number Cleared 45
Percent Cleared 48.4%

Group A Crimes per 100,000 population 6,540.1

Arrest Overview

Total Arrests 91
Adult Arrests 78
Juvenile Arrests 10
Unknown Age 3

Arrests per 100,000 population 6,399.4

Avg. number offenses/incident 1.00

Domestic Violence Victims

Offense	Total	Arrests
Murder	0	0
Aggravated Assault	1	1
Simple Assault	6	6
Intimidation	0	0
Stalking	0	0
Forcible Rape	0	0
Forcible Sodomy	0	0
Sexual Assault w/Object	0	0
Forcible Fondling	0	0
Incest	0	0
Statutory Rape	0	0
Kidnapping/Abduction	0	0
Total	7	7

TIBRS Group B Arrests

Offense	Adult	Juvenile
Bad Checks	0	0
Curfew/Vagrancy	0	0
Disorderly Conduct	3	3
DUI	19	0
Drunkenness	19	0
Family-Non Violent	0	0
Liquor Law Violation	0	0
Peeping Tom	0	0
Runaway	0	0
Trespass	0	0
All Other Offense	1	0
Total Group B	42	3

TIBRS Group A Offenses	Offenses		Arrests	
	Reported	Cleared	Adult	Juvenile
Crimes Against Persons				
Murder	0	0	0	0
Negligent Manslaughter	0	0	0	0
Kidnapping/Abduction	0	0	0	0
Forcible Rape	0	0	0	0
Forcible Sodomy	0	0	0	0
Sexual Assault w/Object	0	0	0	0
Forcible Fondling	0	0	0	0
Incest	0	0	0	0
Statutory Rape	0	0	0	0
Aggravated Assault	6	5	5	0
Simple Assault	18	12	9	2
Intimidation	7	0	0	0
Stalking	0	0	0	0
Crimes Against Property				
Arson	1	0	0	0
Bribery	0	0	0	0
Burglary	13	5	2	3
Counterfeiting/Forgery	1	0	0	0
Destruction/Damage/Vandalism	7	0	0	0
Embezzlement	0	0	0	0
Extortion/Blackmail	0	0	0	0
Fraud - False Pretenses	13	13	13	0
Fraud - Credit Card/ATM	1	0	0	0
Fraud - Impersonation	1	1	1	0
Fraud - Welfare	0	0	0	0
Fraud - Wire	0	0	0	0
Motor Vehicle Theft	1	1	0	0
Robbery	0	0	0	0
Stolen Property Offense	0	0	0	0
Theft - Pocket Picking	0	0	0	0
Theft - Purse Snatching	0	0	0	0
Theft - Shoplifting	0	0	0	0
Theft from Building	11	1	1	0
Theft from Coin Machine	0	0	0	0
Theft from Motor Vehicle	3	0	0	0
Theft of Motor Vehicle Parts	0	0	0	0
Theft - All Other Larceny	4	1	0	1
Crimes Against Society				
Drug/Narcotic Violations	6	6	5	1
Drug/Narcotic Equipment Violations	0	0	0	0
Gambling-Betting/Wagering	0	0	0	0
Gambling-Operating/Promoting	0	0	0	0
Gambling-Equipment Violation	0	0	0	0
Gambling-Sports Tampering	0	0	0	0
Pornography/Obscene Materials	0	0	0	0
Prostitution	0	0	0	0
Prostitution-Assisting/Promoting	0	0	0	0
Weapon Law Violations	0	0	0	0
Total Group A Offenses	93	45	36	7



Greenbrier Police Department

2002 Population Estimate 5,583

Offense Overview

Offense Total 411
Number Cleared 179
Percent Cleared 43.6%

Group A Crimes per 100,000 population 7,361.6

Arrest Overview

Total Arrests 226
Adult Arrests 140
Juvenile Arrests 86
Unknown Age 0

Arrests per 100,000 population 4,048.0

Avg. number offenses/incident 1.13

Domestic Violence Victims

Offense	Total	Arrests
Murder	1	1
Aggravated Assault	7	6
Simple Assault	25	21
Intimidation	10	6
Stalking	0	0
Forcible Rape	2	2
Forcible Sodomy	1	1
Sexual Assault w/Object	0	0
Forcible Fondling	2	2
Incest	0	0
Statutory Rape	0	0
Kidnapping/Abduction	1	1
Total	49	40

TIBRS Group B Arrests

Offense	Adult	Juvenile
Bad Checks	0	0
Curfew/Vagrancy	0	0
Disorderly Conduct	1	3
DUI	18	0
Drunkenness	4	1
Family-Non Violent	0	0
Liquor Law Violation	9	4
Peeping Tom	0	0
Runaway	0	0
Trespass	1	2
All Other Offense	3	27
Total Group B	36	37

TIBRS Group A Offenses	Offenses		Arrests	
	Reported	Cleared	Adult	Juvenile
Crimes Against Persons				
Murder	1	1	1	0
Negligent Manslaughter	0	0	0	0
Kidnapping/Abduction	1	1	1	0
Forcible Rape	3	3	2	0
Forcible Sodomy	4	4	1	0
Sexual Assault w/Object	0	0	0	0
Forcible Fondling	2	2	3	0
Incest	0	0	0	0
Statutory Rape	0	0	0	0
Aggravated Assault	29	19	13	2
Simple Assault	81	50	35	8
Intimidation	36	13	8	5
Stalking	0	0	0	0
Crimes Against Property				
Arson	1	0	0	0
Bribery	0	0	0	0
Burglary	37	10	7	8
Counterfeiting/Forgery	0	0	0	0
Destruction/Damage/Vandalism	87	17	4	11
Embezzlement	0	0	0	0
Extortion/Blackmail	0	0	0	0
Fraud - False Pretenses	0	0	0	0
Fraud - Credit Card/ATM	0	0	0	0
Fraud - Impersonation	2	1	0	1
Fraud - Welfare	0	0	0	0
Fraud - Wire	1	0	0	0
Motor Vehicle Theft	10	3	1	2
Robbery	1	0	0	0
Stolen Property Offense	0	0	0	0
Theft - Pocket Picking	0	0	0	0
Theft - Purse Snatching	0	0	0	0
Theft - Shoplifting	1	1	1	0
Theft from Building	27	7	3	1
Theft from Coin Machine	2	0	0	0
Theft from Motor Vehicle	9	0	0	0
Theft of Motor Vehicle Parts	15	1	0	0
Theft - All Other Larceny	17	2	0	0
Crimes Against Society				
Drug/Narcotic Violations	28	28	18	8
Drug/Narcotic Equipment Violations	11	11	4	2
Gambling-Betting/Wagering	0	0	0	0
Gambling-Operating/Promoting	0	0	0	0
Gambling-Equipment Violation	0	0	0	0
Gambling-Sports Tampering	0	0	0	0
Pornography/Obscene Materials	0	0	0	0
Prostitution	0	0	0	0
Prostitution-Assisting/Promoting	0	0	0	0
Weapon Law Violations	5	5	2	1
Total Group A Offenses	411	179	104	49



Greeneville Police Department

2002 Population Estimate **15,168**

Offense Overview

Offense Total 2,152
 Number Cleared 232
 Percent Cleared 10.8%

Group A Crimes per 100,000
 population 14,187.8

Arrest Overview

Total Arrests 471
 Adult Arrests 415
 Juvenile Arrests 55
 Unknown Age 1

Arrests per 100,000 population 3,105.2

Avg. number offenses/incident 1.16

Domestic Violence Victims

Offense	Total	Arrests
Murder	1	0
Aggravated Assault	9	2
Simple Assault	67	17
Intimidation	13	1
Stalking	1	0
Forcible Rape	3	0
Forcible Sodomy	1	0
Sexual Assault w/Object	0	0
Forcible Fondling	1	0
Incest	2	0
Statutory Rape	0	0
Kidnapping/Abduction	0	0
Total	98	20

TIBRS Group B Arrests

Offense	Adult	Juvenile
Bad Checks	0	0
Curfew/Vagrancy	0	0
Disorderly Conduct	5	0
DUI	75	2
Drunkenness	121	1
Family-Non Violent	0	0
Liquor Law Violation	3	2
Peeping Tom	0	0
Runaway	0	17
Trespass	7	2
All Other Offense	10	0
Total Group B	221	24

TIBRS Group A Offenses	Offenses		Arrests	
	Reported	Cleared	Adult	Juvenile
Crimes Against Persons				
Murder	2	0	0	0
Negligent Manslaughter	0	0	0	0
Kidnapping/Abduction	1	0	0	0
Forcible Rape	8	0	0	0
Forcible Sodomy	1	0	0	0
Sexual Assault w/Object	2	0	0	0
Forcible Fondling	11	0	0	0
Incest	2	0	0	0
Statutory Rape	3	0	0	0
Aggravated Assault	39	4	3	0
Simple Assault	245	41	31	3
Intimidation	94	3	3	0
Stalking	2	0	0	0
Crimes Against Property				
Arson	3	1	1	0
Bribery	0	0	0	0
Burglary	122	2	2	0
Counterfeiting/Forgery	260	5	5	0
Destruction/Damage/Vandalism	268	7	5	1
Embezzlement	2	0	0	0
Extortion/Blackmail	1	0	0	0
Fraud - False Pretenses	259	6	5	0
Fraud - Credit Card/ATM	18	0	0	0
Fraud - Impersonation	8	3	3	0
Fraud - Welfare	0	0	0	0
Fraud - Wire	3	0	0	0
Motor Vehicle Theft	53	11	7	3
Robbery	10	1	1	0
Stolen Property Offense	1	0	0	0
Theft - Pocket Picking	3	0	0	0
Theft - Purse Snatching	4	0	0	0
Theft - Shoplifting	78	46	32	19
Theft from Building	203	38	34	2
Theft from Coin Machine	5	0	0	0
Theft from Motor Vehicle	85	0	0	0
Theft of Motor Vehicle Parts	61	2	2	0
Theft - All Other Larceny	233	5	4	0
Crimes Against Society				
Drug/Narcotic Violations	48	43	41	3
Drug/Narcotic Equipment Violations	9	9	10	0
Gambling-Betting/Wagering	0	0	0	0
Gambling-Operating/Promoting	0	0	0	0
Gambling-Equipment Violation	0	0	0	0
Gambling-Sports Tampering	0	0	0	0
Pornography/Obscene Materials	0	0	0	0
Prostitution	0	0	0	0
Prostitution-Assisting/Promoting	0	0	0	0
Weapon Law Violations	5	5	5	0
Total Group A Offenses	2,152	232	194	31



Greenfield Police Department

2002 Population Estimate 2,141

Offense Overview

Offense Total 109
Number Cleared 56
Percent Cleared 51.4%

Group A Crimes per 100,000 population 5,091.1

Arrest Overview

Total Arrests 80
Adult Arrests 76
Juvenile Arrests 4
Unknown Age 0

Arrests per 100,000 population 3,736.6

Avg. number offenses/incident 1.12

Domestic Violence Victims

Offense	Total	Arrests
Murder	0	0
Aggravated Assault	4	3
Simple Assault	9	4
Intimidation	3	2
Stalking	0	0
Forcible Rape	0	0
Forcible Sodomy	0	0
Sexual Assault w/Object	0	0
Forcible Fondling	0	0
Incest	0	0
Statutory Rape	0	0
Kidnapping/Abduction	0	0
Total	16	9

TIBRS Group B Arrests

Offense	Adult	Juvenile
Bad Checks	0	0
Curfew/Vagrancy	0	0
Disorderly Conduct	0	0
DUI	9	0
Drunkenness	8	0
Family-Non Violent	1	0
Liquor Law Violation	1	0
Peeping Tom	0	0
Runaway	0	1
Trespass	0	0
All Other Offense	3	0
Total Group B	22	1

TIBRS Group A Offenses	Offenses		Arrests	
	Reported	Cleared	Adult	Juvenile
Crimes Against Persons				
Murder	0	0	0	0
Negligent Manslaughter	0	0	0	0
Kidnapping/Abduction	0	0	0	0
Forcible Rape	0	0	0	0
Forcible Sodomy	0	0	0	0
Sexual Assault w/Object	0	0	0	0
Forcible Fondling	2	2	0	1
Incest	0	0	0	0
Statutory Rape	0	0	0	0
Aggravated Assault	6	4	4	0
Simple Assault	25	11	10	2
Intimidation	4	2	2	0
Stalking	0	0	0	0
Crimes Against Property				
Arson	0	0	0	0
Bribery	0	0	0	0
Burglary	5	1	2	0
Counterfeiting/Forgery	4	1	1	0
Destruction/Damage/Vandalism	11	1	0	0
Embezzlement	0	0	0	0
Extortion/Blackmail	0	0	0	0
Fraud - False Pretenses	0	0	0	0
Fraud - Credit Card/ATM	0	0	0	0
Fraud - Impersonation	1	1	0	0
Fraud - Welfare	0	0	0	0
Fraud - Wire	0	0	0	0
Motor Vehicle Theft	4	4	2	0
Robbery	1	1	1	0
Stolen Property Offense	0	0	0	0
Theft - Pocket Picking	0	0	0	0
Theft - Purse Snatching	0	0	0	0
Theft - Shoplifting	5	3	4	0
Theft from Building	6	1	0	0
Theft from Coin Machine	0	0	0	0
Theft from Motor Vehicle	10	3	2	0
Theft of Motor Vehicle Parts	1	0	0	0
Theft - All Other Larceny	3	0	0	0
Crimes Against Society				
Drug/Narcotic Violations	18	18	24	0
Drug/Narcotic Equipment Violations	2	2	1	0
Gambling-Betting/Wagering	0	0	0	0
Gambling-Operating/Promoting	0	0	0	0
Gambling-Equipment Violation	0	0	0	0
Gambling-Sports Tampering	0	0	0	0
Pornography/Obscene Materials	0	0	0	0
Prostitution	0	0	0	0
Prostitution-Assisting/Promoting	0	0	0	0
Weapon Law Violations	1	1	1	0
Total Group A Offenses	109	56	54	3



Halls Police Department

2002 Population Estimate 2,325

Offense Overview

Offense Total 183
Number Cleared 66
Percent Cleared 36.1%

Group A Crimes per 100,000 population 7,871.0

Arrest Overview

Total Arrests 60
Adult Arrests 58
Juvenile Arrests 1
Unknown Age 1

Arrests per 100,000 population 2,580.6

Avg. number offenses/incident 1.00

Domestic Violence Victims

Offense	Total	Arrests
Murder	0	0
Aggravated Assault	1	1
Simple Assault	5	5
Intimidation	0	0
Stalking	0	0
Forcible Rape	0	0
Forcible Sodomy	0	0
Sexual Assault w/Object	0	0
Forcible Fondling	0	0
Incest	0	0
Statutory Rape	0	0
Kidnapping/Abduction	0	0
Total	6	6

TIBRS Group B Arrests

Offense	Adult	Juvenile
Bad Checks	0	0
Curfew/Vagrancy	0	0
Disorderly Conduct	5	0
DUI	2	0
Drunkenness	2	0
Family-Non Violent	1	0
Liquor Law Violation	0	0
Peeping Tom	0	0
Runaway	0	0
Trespass	0	0
All Other Offense	1	0
Total Group B	11	0

TIBRS Group A Offenses	Offenses		Arrests	
	Reported	Cleared	Adult	Juvenile
Crimes Against Persons				
Murder	0	0	0	0
Negligent Manslaughter	0	0	0	0
Kidnapping/Abduction	0	0	0	0
Forcible Rape	0	0	0	0
Forcible Sodomy	0	0	0	0
Sexual Assault w/Object	0	0	0	0
Forcible Fondling	1	1	1	0
Incest	0	0	0	0
Statutory Rape	0	0	0	0
Aggravated Assault	15	11	11	1
Simple Assault	33	15	8	0
Intimidation	4	0	0	0
Stalking	1	0	0	0
Crimes Against Property				
Arson	0	0	0	0
Bribery	0	0	0	0
Burglary	15	4	2	0
Counterfeiting/Forgery	6	1	1	0
Destruction/Damage/Vandalism	27	4	1	0
Embezzlement	0	0	0	0
Extortion/Blackmail	0	0	0	0
Fraud - False Pretenses	7	4	3	0
Fraud - Credit Card/ATM	1	1	1	0
Fraud - Impersonation	1	0	0	0
Fraud - Welfare	0	0	0	0
Fraud - Wire	0	0	0	0
Motor Vehicle Theft	1	0	0	0
Robbery	1	1	1	0
Stolen Property Offense	2	1	1	0
Theft - Pocket Picking	1	0	0	0
Theft - Purse Snatching	0	0	0	0
Theft - Shoplifting	3	1	1	0
Theft from Building	7	2	1	0
Theft from Coin Machine	1	0	0	0
Theft from Motor Vehicle	10	1	0	0
Theft of Motor Vehicle Parts	8	0	0	0
Theft - All Other Larceny	26	7	3	0
Crimes Against Society				
Drug/Narcotic Violations	11	11	11	0
Drug/Narcotic Equipment Violations	0	0	0	0
Gambling-Betting/Wagering	0	0	0	0
Gambling-Operating/Promoting	0	0	0	0
Gambling-Equipment Violation	0	0	0	0
Gambling-Sports Tampering	0	0	0	0
Pornography/Obscene Materials	0	0	0	0
Prostitution	0	0	0	0
Prostitution-Assisting/Promoting	0	0	0	0
Weapon Law Violations	1	1	1	0
Total Group A Offenses	183	66	47	1



Harriman Police Department

2002 Population Estimate 6,680

Offense Overview

Offense Total 1,510
Number Cleared 575
Percent Cleared 38.1%

Group A Crimes per 100,000 population 22,604.8

Arrest Overview

Total Arrests 696
Adult Arrests 667
Juvenile Arrests 29
Unknown Age 0

Arrests per 100,000 population 10,419.2

Avg. number offenses/incident 1.18

Domestic Violence Victims

Offense	Total	Arrests
Murder	0	0
Aggravated Assault	12	9
Simple Assault	59	47
Intimidation	14	1
Stalking	1	0
Forcible Rape	0	0
Forcible Sodomy	0	0
Sexual Assault w/Object	0	0
Forcible Fondling	1	0
Incest	0	0
Statutory Rape	0	0
Kidnapping/Abduction	0	0
Total	87	57

TIBRS Group B Arrests

Offense	Adult	Juvenile
Bad Checks	1	0
Curfew/Vagrancy	0	0
Disorderly Conduct	20	8
DUI	68	0
Drunkenness	59	0
Family-Non Violent	0	0
Liquor Law Violation	20	2
Peeping Tom	0	0
Runaway	0	0
Trespass	23	0
All Other Offense	22	0
Total Group B	213	10

TIBRS Group A Offenses	Offenses		Arrests	
	Reported	Cleared	Adult	Juvenile
Crimes Against Persons				
Murder	0	0	0	0
Negligent Manslaughter	0	0	0	0
Kidnapping/Abduction	4	1	0	0
Forcible Rape	1	0	0	0
Forcible Sodomy	0	0	0	0
Sexual Assault w/Object	0	0	0	0
Forcible Fondling	2	0	0	0
Incest	0	0	0	0
Statutory Rape	0	0	0	0
Aggravated Assault	49	31	24	2
Simple Assault	133	96	85	4
Intimidation	49	8	5	0
Stalking	4	1	1	0
Crimes Against Property				
Arson	1	1	0	1
Bribery	0	0	0	0
Burglary	147	8	8	0
Counterfeiting/Forgery	33	5	5	0
Destruction/Damage/Vandalism	268	26	12	3
Embezzlement	1	0	0	0
Extortion/Blackmail	0	0	0	0
Fraud - False Pretenses	22	5	4	0
Fraud - Credit Card/ATM	12	0	0	0
Fraud - Impersonation	17	16	14	1
Fraud - Welfare	0	0	0	0
Fraud - Wire	0	0	0	0
Motor Vehicle Theft	28	4	4	0
Robbery	16	6	5	0
Stolen Property Offense	8	7	4	0
Theft - Pocket Picking	0	0	0	0
Theft - Purse Snatching	1	0	0	0
Theft - Shoplifting	51	29	28	0
Theft from Building	116	7	4	1
Theft from Coin Machine	9	0	0	0
Theft from Motor Vehicle	87	5	5	0
Theft of Motor Vehicle Parts	26	1	1	0
Theft - All Other Larceny	110	3	1	0
Crimes Against Society				
Drug/Narcotic Violations	172	172	169	6
Drug/Narcotic Equipment Violations	131	131	69	1
Gambling-Betting/Wagering	0	0	0	0
Gambling-Operating/Promoting	0	0	0	0
Gambling-Equipment Violation	0	0	0	0
Gambling-Sports Tampering	0	0	0	0
Pornography/Obscene Materials	0	0	0	0
Prostitution	0	0	0	0
Prostitution-Assisting/Promoting	0	0	0	0
Weapon Law Violations	12	12	6	0
Total Group A Offenses	1,510	575	454	19



Henderson Police Department

2002 Population Estimate 6,142

Offense Overview

Offense Total 495
Number Cleared 217
Percent Cleared 43.8%

Group A Crimes per 100,000 population 8,059.3

Arrest Overview

Total Arrests 302
Adult Arrests 274
Juvenile Arrests 27
Unknown Age 1

Arrests per 100,000 population 4,917.0

Avg. number offenses/incident 1.06

Domestic Violence Victims

Offense	Total	Arrests
Murder	0	0
Aggravated Assault	5	5
Simple Assault	11	10
Intimidation	1	1
Stalking	0	0
Forcible Rape	0	0
Forcible Sodomy	0	0
Sexual Assault w/Object	0	0
Forcible Fondling	0	0
Incest	0	0
Statutory Rape	0	0
Kidnapping/Abduction	0	0
Total	17	16

TIBRS Group B Arrests

Offense	Adult	Juvenile
Bad Checks	0	0
Curfew/Vagrancy	0	0
Disorderly Conduct	11	2
DUI	39	1
Drunkenness	26	0
Family-Non Violent	4	0
Liquor Law Violation	7	6
Peeping Tom	0	0
Runaway	0	0
Trespass	2	0
All Other Offense	9	0
Total Group B	98	9

TIBRS Group A Offenses	Offenses		Arrests	
	Reported	Cleared	Adult	Juvenile
Crimes Against Persons				
Murder	0	0	0	0
Negligent Manslaughter	0	0	0	0
Kidnapping/Abduction	0	0	0	0
Forcible Rape	1	1	0	0
Forcible Sodomy	0	0	0	0
Sexual Assault w/Object	0	0	0	0
Forcible Fondling	1	1	0	1
Incest	0	0	0	0
Statutory Rape	2	2	3	0
Aggravated Assault	29	24	16	3
Simple Assault	82	48	35	6
Intimidation	17	9	6	0
Stalking	5	2	1	0
Crimes Against Property				
Arson	0	0	0	0
Bribery	0	0	0	0
Burglary	31	13	21	0
Counterfeiting/Forgery	12	4	3	0
Destruction/Damage/Vandalism	84	19	17	2
Embezzlement	1	1	0	0
Extortion/Blackmail	0	0	0	0
Fraud - False Pretenses	2	2	1	0
Fraud - Credit Card/ATM	0	0	0	0
Fraud - Impersonation	0	0	0	0
Fraud - Welfare	0	0	0	0
Fraud - Wire	0	0	0	0
Motor Vehicle Theft	6	7	4	0
Robbery	3	0	1	0
Stolen Property Offense	0	0	0	0
Theft - Pocket Picking	1	0	0	0
Theft - Purse Snatching	1	0	0	0
Theft - Shoplifting	9	5	5	0
Theft from Building	38	5	5	0
Theft from Coin Machine	1	0	0	0
Theft from Motor Vehicle	32	2	1	0
Theft of Motor Vehicle Parts	0	0	0	0
Theft - All Other Larceny	82	21	21	0
Crimes Against Society				
Drug/Narcotic Violations	28	26	23	5
Drug/Narcotic Equipment Violations	18	18	8	1
Gambling-Betting/Wagering	0	0	0	0
Gambling-Operating/Promoting	0	0	0	0
Gambling-Equipment Violation	1	0	0	0
Gambling-Sports Tampering	0	0	0	0
Pornography/Obscene Materials	0	0	0	0
Prostitution	0	0	0	0
Prostitution-Assisting/Promoting	0	0	0	0
Weapon Law Violations	8	7	5	0
Total Group A Offenses	495	217	176	18



Hendersonville Police Department

2002 Population Estimate 42,216

Offense Overview

Offense Total 3,101
Number Cleared 1,082
Percent Cleared 34.9%

Group A Crimes per 100,000 population 7,345.6

Arrest Overview

Total Arrests 1,398
Adult Arrests 1,086
Juvenile Arrests 311
Unknown Age 1

Arrests per 100,000 population 3,311.5

Avg. number offenses/incident 1.20

Domestic Violence Victims

Offense	Total	Arrests
Murder	0	0
Aggravated Assault	32	19
Simple Assault	186	105
Intimidation	52	3
Stalking	3	0
Forcible Rape	0	0
Forcible Sodomy	0	0
Sexual Assault w/Object	0	0
Forcible Fondling	1	1
Incest	0	0
Statutory Rape	0	0
Kidnapping/Abduction	10	1
Total	284	129

TIBRS Group B Arrests

Offense	Adult	Juvenile
Bad Checks	0	0
Curfew/Vagrancy	3	58
Disorderly Conduct	17	13
DUI	187	3
Drunkenness	39	0
Family-Non Violent	0	0
Liquor Law Violation	76	26
Peeping Tom	0	0
Runaway	0	20
Trespass	5	2
All Other Offense	61	45
Total Group B	388	167

TIBRS Group A Offenses	Offenses		Arrests	
	Reported	Cleared	Adult	Juvenile
Crimes Against Persons				
Murder	0	0	0	0
Negligent Manslaughter	0	0	0	0
Kidnapping/Abduction	13	4	1	0
Forcible Rape	0	0	1	0
Forcible Sodomy	0	0	0	0
Sexual Assault w/Object	0	0	0	0
Forcible Fondling	17	7	2	3
Incest	0	0	0	0
Statutory Rape	1	0	0	0
Aggravated Assault	115	79	49	9
Simple Assault	448	236	181	29
Intimidation	216	14	6	0
Stalking	31	7	5	0
Crimes Against Property				
Arson	6	1	2	0
Bribery	0	0	0	0
Burglary	158	14	13	1
Counterfeiting/Forgery	122	63	32	1
Destruction/Damage/Vandalism	467	41	11	21
Embezzlement	26	5	3	1
Extortion/Blackmail	0	0	0	0
Fraud - False Pretenses	146	52	12	0
Fraud - Credit Card/ATM	34	5	0	0
Fraud - Impersonation	49	17	10	1
Fraud - Welfare	0	0	0	0
Fraud - Wire	3	0	0	0
Motor Vehicle Theft	49	14	7	5
Robbery	7	0	0	0
Stolen Property Offense	16	11	3	4
Theft - Pocket Picking	1	0	0	0
Theft - Purse Snatching	0	0	0	0
Theft - Shoplifting	120	74	75	19
Theft from Building	132	16	10	3
Theft from Coin Machine	8	0	0	0
Theft from Motor Vehicle	110	8	7	1
Theft of Motor Vehicle Parts	139	3	4	0
Theft - All Other Larceny	241	10	6	5
Crimes Against Society				
Drug/Narcotic Violations	226	214	205	29
Drug/Narcotic Equipment Violations	165	157	40	6
Gambling-Betting/Wagering	0	0	0	0
Gambling-Operating/Promoting	0	0	0	0
Gambling-Equipment Violation	0	0	0	0
Gambling-Sports Tampering	0	0	0	0
Pornography/Obscene Materials	0	0	0	0
Prostitution	0	0	0	0
Prostitution-Assisting/Promoting	0	0	0	0
Weapon Law Violations	35	30	13	6
Total Group A Offenses	3,101	1,082	698	144



Henning Police Department

2002 Population Estimate **1,312**

Offense Overview

Offense Total 150
 Number Cleared 57
 Percent Cleared 38.0%

Group A Crimes per 100,000
 population 11,432.9

Arrest Overview

Total Arrests 125
 Adult Arrests 121
 Juvenile Arrests 3
 Unknown Age 1

Arrests per 100,000 population 9,527.4

Avg. number offenses/incident 1.11

Domestic Violence Victims

Offense	Total	Arrests
Murder	0	0
Aggravated Assault	0	0
Simple Assault	11	8
Intimidation	0	0
Stalking	0	0
Forcible Rape	0	0
Forcible Sodomy	0	0
Sexual Assault w/Object	0	0
Forcible Fondling	1	1
Incest	0	0
Statutory Rape	0	0
Kidnapping/Abduction	0	0
Total	12	9

TIBRS Group B Arrests

Offense	Adult	Juvenile
Bad Checks	0	0
Curfew/Vagrancy	0	0
Disorderly Conduct	2	0
DUI	11	0
Drunkenness	3	0
Family-Non Violent	1	0
Liquor Law Violation	0	0
Peeping Tom	0	0
Runaway	0	0
Trespass	0	1
All Other Offense	54	0
Total Group B	71	1

TIBRS Group A Offenses	Offenses		Arrests	
	Reported	Cleared	Adult	Juvenile
Crimes Against Persons				
Murder	0	0	0	0
Negligent Manslaughter	0	0	0	0
Kidnapping/Abduction	0	0	0	0
Forcible Rape	1	0	0	0
Forcible Sodomy	0	0	0	0
Sexual Assault w/Object	0	0	0	0
Forcible Fondling	1	1	1	0
Incest	0	0	0	0
Statutory Rape	0	0	0	0
Aggravated Assault	13	9	9	0
Simple Assault	31	23	19	1
Intimidation	7	0	0	0
Stalking	0	0	0	0
Crimes Against Property				
Arson	0	0	0	0
Bribery	0	0	0	0
Burglary	22	1	2	0
Counterfeiting/Forgery	0	0	0	0
Destruction/Damage/Vandalism	22	1	1	0
Embezzlement	0	0	0	0
Extortion/Blackmail	0	0	0	0
Fraud - False Pretenses	0	0	0	0
Fraud - Credit Card/ATM	0	0	0	0
Fraud - Impersonation	0	0	0	0
Fraud - Welfare	0	0	0	0
Fraud - Wire	0	0	0	0
Motor Vehicle Theft	3	1	1	0
Robbery	2	1	0	0
Stolen Property Offense	0	0	0	0
Theft - Pocket Picking	1	0	0	0
Theft - Purse Snatching	0	0	0	0
Theft - Shoplifting	0	0	0	0
Theft from Building	6	2	2	0
Theft from Coin Machine	0	0	0	0
Theft from Motor Vehicle	3	0	0	0
Theft of Motor Vehicle Parts	9	0	0	0
Theft - All Other Larceny	11	0	0	0
Crimes Against Society				
Drug/Narcotic Violations	14	14	13	0
Drug/Narcotic Equipment Violations	2	2	1	1
Gambling-Betting/Wagering	0	0	0	0
Gambling-Operating/Promoting	0	0	0	0
Gambling-Equipment Violation	0	0	0	0
Gambling-Sports Tampering	0	0	0	0
Pornography/Obscene Materials	0	0	0	0
Prostitution	0	0	0	0
Prostitution-Assisting/Promoting	0	0	0	0
Weapon Law Violations	2	2	1	0
Total Group A Offenses	150	57	50	2



Henry Police Department

2002 Population Estimate 529

Offense Overview

Offense Total 31
Number Cleared 18
Percent Cleared 58.1%

Group A Crimes per 100,000 population 5,860.1

Arrest Overview

Total Arrests 15
Adult Arrests 14
Juvenile Arrests 1
Unknown Age 0

Arrests per 100,000 population 2,835.5

Avg. number offenses/incident 1.11

Domestic Violence Victims

Offense	Total	Arrests
Murder	0	0
Aggravated Assault	0	0
Simple Assault	2	2
Intimidation	0	0
Stalking	0	0
Forcible Rape	0	0
Forcible Sodomy	0	0
Sexual Assault w/Object	0	0
Forcible Fondling	0	0
Incest	0	0
Statutory Rape	0	0
Kidnapping/Abduction	0	0
Total	2	2

TIBRS Group B Arrests

Offense	Adult	Juvenile
Bad Checks	0	0
Curfew/Vagrancy	0	0
Disorderly Conduct	0	0
DUI	0	0
Drunkenness	0	0
Family-Non Violent	0	0
Liquor Law Violation	0	0
Peeping Tom	0	0
Runaway	0	0
Trespass	0	0
All Other Offense	2	0
Total Group B	2	0

TIBRS Group A Offenses	Offenses		Arrests	
	Reported	Cleared	Adult	Juvenile
Crimes Against Persons				
Murder	0	0	0	0
Negligent Manslaughter	0	0	0	0
Kidnapping/Abduction	0	0	0	0
Forcible Rape	0	0	0	0
Forcible Sodomy	0	0	0	0
Sexual Assault w/Object	0	0	0	0
Forcible Fondling	0	0	0	0
Incest	0	0	0	0
Statutory Rape	0	0	0	0
Aggravated Assault	2	2	2	0
Simple Assault	3	3	2	0
Intimidation	1	1	1	0
Stalking	1	1	0	0
Crimes Against Property				
Arson	0	0	0	0
Bribery	0	0	0	0
Burglary	3	0	0	0
Counterfeiting/Forgery	0	0	0	0
Destruction/Damage/Vandalism	14	10	6	1
Embezzlement	0	0	0	0
Extortion/Blackmail	0	0	0	0
Fraud - False Pretenses	0	0	0	0
Fraud - Credit Card/ATM	0	0	0	0
Fraud - Impersonation	0	0	0	0
Fraud - Welfare	0	0	0	0
Fraud - Wire	0	0	0	0
Motor Vehicle Theft	0	0	0	0
Robbery	0	0	0	0
Stolen Property Offense	0	0	0	0
Theft - Pocket Picking	0	0	0	0
Theft - Purse Snatching	0	0	0	0
Theft - Shoplifting	0	0	0	0
Theft from Building	3	1	1	0
Theft from Coin Machine	0	0	0	0
Theft from Motor Vehicle	4	0	0	0
Theft of Motor Vehicle Parts	0	0	0	0
Theft - All Other Larceny	0	0	0	0
Crimes Against Society				
Drug/Narcotic Violations	0	0	0	0
Drug/Narcotic Equipment Violations	0	0	0	0
Gambling-Betting/Wagering	0	0	0	0
Gambling-Operating/Promoting	0	0	0	0
Gambling-Equipment Violation	0	0	0	0
Gambling-Sports Tampering	0	0	0	0
Pornography/Obscene Materials	0	0	0	0
Prostitution	0	0	0	0
Prostitution-Assisting/Promoting	0	0	0	0
Weapon Law Violations	0	0	0	0
Total Group A Offenses	31	18	12	1



Hohenwald Police Department

2002 Population Estimate **3,828**

Offense Overview

Offense Total 247
 Number Cleared 168
 Percent Cleared 68.0%

Group A Crimes per 100,000
 population 6,452.5

Arrest Overview

Total Arrests 207
 Adult Arrests 180
 Juvenile Arrests 27
 Unknown Age 0

Arrests per 100,000 population 5,407.5

Avg. number offenses/incident 1.19

Domestic Violence Victims

Offense	Total	Arrests
Murder	0	0
Aggravated Assault	0	0
Simple Assault	15	13
Intimidation	0	0
Stalking	0	0
Forcible Rape	0	0
Forcible Sodomy	0	0
Sexual Assault w/Object	0	0
Forcible Fondling	0	0
Incest	0	0
Statutory Rape	0	0
Kidnapping/Abduction	0	0
Total	15	13

TIBRS Group B Arrests

Offense	Adult	Juvenile
Bad Checks	0	0
Curfew/Vagrancy	0	0
Disorderly Conduct	8	0
DUI	43	2
Drunkenness	15	3
Family-Non Violent	0	0
Liquor Law Violation	0	1
Peeping Tom	0	0
Runaway	0	0
Trespass	4	1
All Other Offense	6	3
Total Group B	76	10

TIBRS Group A Offenses	Offenses		Arrests	
	Reported	Cleared	Adult	Juvenile
Crimes Against Persons				
Murder	0	0	0	0
Negligent Manslaughter	0	0	0	0
Kidnapping/Abduction	0	0	0	0
Forcible Rape	0	0	0	0
Forcible Sodomy	0	0	0	0
Sexual Assault w/Object	0	0	0	0
Forcible Fondling	4	4	2	0
Incest	0	0	0	0
Statutory Rape	0	0	0	0
Aggravated Assault	2	1	1	0
Simple Assault	37	35	30	2
Intimidation	0	0	0	0
Stalking	0	0	0	0
Crimes Against Property				
Arson	0	0	0	0
Bribery	0	0	0	0
Burglary	17	8	7	3
Counterfeiting/Forgery	7	7	2	0
Destruction/Damage/Vandalism	47	21	3	3
Embezzlement	0	0	0	0
Extortion/Blackmail	0	0	0	0
Fraud - False Pretenses	2	1	1	0
Fraud - Credit Card/ATM	1	1	1	0
Fraud - Impersonation	4	4	5	0
Fraud - Welfare	0	0	0	0
Fraud - Wire	0	0	0	0
Motor Vehicle Theft	6	4	1	3
Robbery	0	0	0	0
Stolen Property Offense	1	1	1	0
Theft - Pocket Picking	1	0	0	0
Theft - Purse Snatching	0	0	0	0
Theft - Shoplifting	5	5	5	0
Theft from Building	1	0	0	0
Theft from Coin Machine	4	0	0	0
Theft from Motor Vehicle	14	6	4	0
Theft of Motor Vehicle Parts	2	0	0	0
Theft - All Other Larceny	23	2	3	0
Crimes Against Society				
Drug/Narcotic Violations	40	40	35	5
Drug/Narcotic Equipment Violations	25	25	1	1
Gambling-Betting/Wagering	0	0	0	0
Gambling-Operating/Promoting	0	0	0	0
Gambling-Equipment Violation	0	0	0	0
Gambling-Sports Tampering	0	0	0	0
Pornography/Obscene Materials	1	0	0	0
Prostitution	0	0	0	0
Prostitution-Assisting/Promoting	0	0	0	0
Weapon Law Violations	3	3	2	0
Total Group A Offenses	247	168	104	17



Hollow Rock Police Department

2002 Population Estimate 960

Offense Overview

Offense Total 44
Number Cleared 25
Percent Cleared 56.8%

Group A Crimes per 100,000 population 4,583.3

Arrest Overview

Total Arrests 40
Adult Arrests 37
Juvenile Arrests 1
Unknown Age 2

Arrests per 100,000 population 4,166.7

Avg. number offenses/incident 1.00

Domestic Violence Victims

Offense	Total	Arrests
Murder	0	0
Aggravated Assault	0	0
Simple Assault	4	3
Intimidation	0	0
Stalking	0	0
Forcible Rape	0	0
Forcible Sodomy	0	0
Sexual Assault w/Object	0	0
Forcible Fondling	0	0
Incest	0	0
Statutory Rape	0	0
Kidnapping/Abduction	0	0
Total	4	3

TIBRS Group B Arrests

Offense	Adult	Juvenile
Bad Checks	0	0
Curfew/Vagrancy	0	0
Disorderly Conduct	1	0
DUI	3	0
Drunkenness	8	0
Family-Non Violent	0	0
Liquor Law Violation	0	0
Peeping Tom	0	0
Runaway	0	0
Trespass	0	0
All Other Offense	7	0
Total Group B	19	0

TIBRS Group A Offenses	Offenses		Arrests	
	Reported	Cleared	Adult	Juvenile
Crimes Against Persons				
Murder	0	0	0	0
Negligent Manslaughter	0	0	0	0
Kidnapping/Abduction	0	0	0	0
Forcible Rape	0	0	0	0
Forcible Sodomy	0	0	0	0
Sexual Assault w/Object	0	0	0	0
Forcible Fondling	1	0	0	0
Incest	0	0	0	0
Statutory Rape	0	0	0	0
Aggravated Assault	1	1	1	0
Simple Assault	5	4	3	1
Intimidation	2	1	1	0
Stalking	0	0	0	0
Crimes Against Property				
Arson	0	0	0	0
Bribery	0	0	0	0
Burglary	9	5	4	0
Counterfeiting/Forgery	3	2	2	0
Destruction/Damage/Vandalism	3	0	0	0
Embezzlement	0	0	0	0
Extortion/Blackmail	0	0	0	0
Fraud - False Pretenses	2	1	1	0
Fraud - Credit Card/ATM	0	0	0	0
Fraud - Impersonation	0	0	0	0
Fraud - Welfare	0	0	0	0
Fraud - Wire	0	0	0	0
Motor Vehicle Theft	0	0	0	0
Robbery	2	2	1	0
Stolen Property Offense	1	1	1	0
Theft - Pocket Picking	0	0	0	0
Theft - Purse Snatching	0	0	0	0
Theft - Shoplifting	1	1	1	0
Theft from Building	7	2	1	0
Theft from Coin Machine	0	0	0	0
Theft from Motor Vehicle	1	0	0	0
Theft of Motor Vehicle Parts	2	1	1	0
Theft - All Other Larceny	0	0	0	0
Crimes Against Society				
Drug/Narcotic Violations	4	4	1	0
Drug/Narcotic Equipment Violations	0	0	0	0
Gambling-Betting/Wagering	0	0	0	0
Gambling-Operating/Promoting	0	0	0	0
Gambling-Equipment Violation	0	0	0	0
Gambling-Sports Tampering	0	0	0	0
Pornography/Obscene Materials	0	0	0	0
Prostitution	0	0	0	0
Prostitution-Assisting/Promoting	0	0	0	0
Weapon Law Violations	0	0	0	0
Total Group A Offenses	44	25	18	1



Hornbeak Police Department

2002 Population Estimate 429

Offense Overview

Offense Total 2
Number Cleared 0
Percent Cleared 0.0%

Group A Crimes per 100,000 population 466.2

Arrest Overview

Total Arrests 1
Adult Arrests 1
Juvenile Arrests 0
Unknown Age 0

Arrests per 100,000 population 233.1

Avg. number offenses/incident 1.00

Domestic Violence Victims

Offense	Total	Arrests
Murder	0	0
Aggravated Assault	0	0
Simple Assault	0	0
Intimidation	0	0
Stalking	0	0
Forcible Rape	0	0
Forcible Sodomy	0	0
Sexual Assault w/Object	0	0
Forcible Fondling	0	0
Incest	0	0
Statutory Rape	0	0
Kidnapping/Abduction	0	0
Total	0	0

TIBRS Group B Arrests

Offense	Adult	Juvenile
Bad Checks	0	0
Curfew/Vagrancy	0	0
Disorderly Conduct	0	0
DUI	0	0
Drunkenness	0	0
Family-Non Violent	0	0
Liquor Law Violation	0	0
Peeping Tom	0	0
Runaway	0	0
Trespass	0	0
All Other Offense	1	0
Total Group B	1	0

TIBRS Group A Offenses	Offenses		Arrests	
	Reported	Cleared	Adult	Juvenile
Crimes Against Persons				
Murder	0	0	0	0
Negligent Manslaughter	0	0	0	0
Kidnapping/Abduction	0	0	0	0
Forcible Rape	0	0	0	0
Forcible Sodomy	0	0	0	0
Sexual Assault w/Object	0	0	0	0
Forcible Fondling	0	0	0	0
Incest	0	0	0	0
Statutory Rape	0	0	0	0
Aggravated Assault	0	0	0	0
Simple Assault	0	0	0	0
Intimidation	0	0	0	0
Stalking	0	0	0	0
Crimes Against Property				
Arson	0	0	0	0
Bribery	0	0	0	0
Burglary	1	0	0	0
Counterfeiting/Forgery	0	0	0	0
Destruction/Damage/Vandalism	0	0	0	0
Embezzlement	0	0	0	0
Extortion/Blackmail	0	0	0	0
Fraud - False Pretenses	0	0	0	0
Fraud - Credit Card/ATM	0	0	0	0
Fraud - Impersonation	0	0	0	0
Fraud - Welfare	0	0	0	0
Fraud - Wire	0	0	0	0
Motor Vehicle Theft	0	0	0	0
Robbery	0	0	0	0
Stolen Property Offense	0	0	0	0
Theft - Pocket Picking	0	0	0	0
Theft - Purse Snatching	0	0	0	0
Theft - Shoplifting	0	0	0	0
Theft from Building	1	0	0	0
Theft from Coin Machine	0	0	0	0
Theft from Motor Vehicle	0	0	0	0
Theft of Motor Vehicle Parts	0	0	0	0
Theft - All Other Larceny	0	0	0	0
Crimes Against Society				
Drug/Narcotic Violations	0	0	0	0
Drug/Narcotic Equipment Violations	0	0	0	0
Gambling-Betting/Wagering	0	0	0	0
Gambling-Operating/Promoting	0	0	0	0
Gambling-Equipment Violation	0	0	0	0
Gambling-Sports Tampering	0	0	0	0
Pornography/Obscene Materials	0	0	0	0
Prostitution	0	0	0	0
Prostitution-Assisting/Promoting	0	0	0	0
Weapon Law Violations	0	0	0	0
Total Group A Offenses	2	0	0	0



Humboldt Police Department

2002 Population Estimate 9,425

Offense Overview

Offense Total 1,410
Number Cleared 343
Percent Cleared 24.3%

Group A Crimes per 100,000 population 14,960.2

Arrest Overview

Total Arrests 490
Adult Arrests 432
Juvenile Arrests 58
Unknown Age 0

Arrests per 100,000 population 5,198.9

Avg. number offenses/incident 1.12

Domestic Violence Victims

Offense	Total	Arrests
Murder	0	0
Aggravated Assault	14	3
Simple Assault	50	12
Intimidation	7	0
Stalking	0	0
Forcible Rape	0	0
Forcible Sodomy	0	0
Sexual Assault w/Object	0	0
Forcible Fondling	0	0
Incest	0	0
Statutory Rape	0	0
Kidnapping/Abduction	0	0
Total	71	15

TIBRS Group B Arrests

Offense	Adult	Juvenile
Bad Checks	98	0
Curfew/Vagrancy	1	2
Disorderly Conduct	10	2
DUI	43	0
Drunkenness	19	0
Family-Non Violent	2	0
Liquor Law Violation	13	0
Peeping Tom	0	0
Runaway	0	3
Trespass	4	0
All Other Offense	35	16
Total Group B	225	23

TIBRS Group A Offenses	Offenses		Arrests	
	Reported	Cleared	Adult	Juvenile
Crimes Against Persons				
Murder	0	0	0	0
Negligent Manslaughter	0	0	0	0
Kidnapping/Abduction	4	2	1	0
Forcible Rape	4	4	3	1
Forcible Sodomy	0	0	0	0
Sexual Assault w/Object	1	0	0	0
Forcible Fondling	0	0	0	0
Incest	0	0	0	0
Statutory Rape	4	3	3	0
Aggravated Assault	94	56	19	6
Simple Assault	187	66	48	6
Intimidation	52	7	0	0
Stalking	3	0	1	0
Crimes Against Property				
Arson	12	0	0	0
Bribery	0	0	0	0
Burglary	222	34	20	3
Counterfeiting/Forgery	53	11	6	0
Destruction/Damage/Vandalism	190	11	2	3
Embezzlement	0	0	0	0
Extortion/Blackmail	0	0	0	0
Fraud - False Pretenses	13	2	0	0
Fraud - Credit Card/ATM	4	0	0	0
Fraud - Impersonation	14	9	7	0
Fraud - Welfare	0	0	0	0
Fraud - Wire	0	0	0	0
Motor Vehicle Theft	25	2	1	0
Robbery	13	2	2	0
Stolen Property Offense	3	2	1	0
Theft - Pocket Picking	0	0	0	0
Theft - Purse Snatching	1	0	0	0
Theft - Shoplifting	43	20	18	5
Theft from Building	75	4	4	0
Theft from Coin Machine	4	0	0	0
Theft from Motor Vehicle	65	4	0	1
Theft of Motor Vehicle Parts	66	6	1	0
Theft - All Other Larceny	161	8	8	5
Crimes Against Society				
Drug/Narcotic Violations	49	46	44	4
Drug/Narcotic Equipment Violations	33	30	13	0
Gambling-Betting/Wagering	0	0	0	0
Gambling-Operating/Promoting	0	0	0	0
Gambling-Equipment Violation	0	0	0	0
Gambling-Sports Tampering	0	0	0	0
Pornography/Obscene Materials	1	1	1	0
Prostitution	0	0	0	0
Prostitution-Assisting/Promoting	0	0	0	0
Weapon Law Violations	14	13	4	1
Total Group A Offenses	1,410	343	207	35



Huntingdon Police Department

2002 Population Estimate 4,257

Offense Overview

Offense Total 354
Number Cleared 233
Percent Cleared 65.8%

Group A Crimes per 100,000 population 8,315.7

Arrest Overview

Total Arrests 241
Adult Arrests 209
Juvenile Arrests 21
Unknown Age 11

Arrests per 100,000 population 5,661.3

Avg. number offenses/incident 1.31

Domestic Violence Victims

Offense	Total	Arrests
Murder	0	0
Aggravated Assault	5	3
Simple Assault	10	5
Intimidation	2	0
Stalking	1	0
Forcible Rape	0	0
Forcible Sodomy	0	0
Sexual Assault w/Object	0	0
Forcible Fondling	0	0
Incest	0	0
Statutory Rape	0	0
Kidnapping/Abduction	0	0
Total	18	8

TIBRS Group B Arrests

Offense	Adult	Juvenile
Bad Checks	0	0
Curfew/Vagrancy	0	0
Disorderly Conduct	2	0
DUI	19	1
Drunkenness	20	0
Family-Non Violent	0	0
Liquor Law Violation	4	2
Peeping Tom	0	0
Runaway	0	0
Trespass	0	0
All Other Offense	5	0
Total Group B	50	3

TIBRS Group A Offenses	Offenses		Arrests	
	Reported	Cleared	Adult	Juvenile
Crimes Against Persons				
Murder	1	1	1	0
Negligent Manslaughter	0	0	0	0
Kidnapping/Abduction	1	0	0	0
Forcible Rape	0	0	0	0
Forcible Sodomy	0	0	0	0
Sexual Assault w/Object	0	0	0	0
Forcible Fondling	1	1	1	0
Incest	0	0	0	0
Statutory Rape	1	0	0	0
Aggravated Assault	20	18	13	1
Simple Assault	31	23	18	3
Intimidation	6	0	0	0
Stalking	1	0	0	0
Crimes Against Property				
Arson	0	0	0	0
Bribery	0	0	0	0
Burglary	28	4	3	0
Counterfeiting/Forgery	40	32	29	0
Destruction/Damage/Vandalism	26	5	3	2
Embezzlement	0	0	0	0
Extortion/Blackmail	0	0	0	0
Fraud - False Pretenses	40	33	3	0
Fraud - Credit Card/ATM	0	0	0	0
Fraud - Impersonation	0	0	0	0
Fraud - Welfare	0	0	0	0
Fraud - Wire	0	0	0	0
Motor Vehicle Theft	9	2	1	1
Robbery	4	4	9	0
Stolen Property Offense	3	3	1	0
Theft - Pocket Picking	0	0	0	0
Theft - Purse Snatching	0	0	0	0
Theft - Shoplifting	28	26	16	8
Theft from Building	4	1	0	1
Theft from Coin Machine	0	0	0	0
Theft from Motor Vehicle	14	2	1	1
Theft of Motor Vehicle Parts	10	0	0	0
Theft - All Other Larceny	9	1	0	0
Crimes Against Society				
Drug/Narcotic Violations	41	41	43	1
Drug/Narcotic Equipment Violations	26	26	12	0
Gambling-Betting/Wagering	0	0	0	0
Gambling-Operating/Promoting	0	0	0	0
Gambling-Equipment Violation	0	0	0	0
Gambling-Sports Tampering	0	0	0	0
Pornography/Obscene Materials	0	0	0	0
Prostitution	0	0	0	0
Prostitution-Assisting/Promoting	1	1	0	0
Weapon Law Violations	9	9	5	0
Total Group A Offenses	354	233	159	18



Huntland Police Department

2002 Population Estimate 903

Offense Overview

Offense Total 36
Number Cleared 16
Percent Cleared 44.4%

Group A Crimes per 100,000 population 3,986.7

Arrest Overview

Total Arrests 41
Adult Arrests 38
Juvenile Arrests 1
Unknown Age 2

Arrests per 100,000 population 4,540.4

Avg. number offenses/incident 1.03

Domestic Violence Victims

Offense	Total	Arrests
Murder	0	0
Aggravated Assault	1	1
Simple Assault	2	2
Intimidation	0	0
Stalking	0	0
Forcible Rape	0	0
Forcible Sodomy	0	0
Sexual Assault w/Object	0	0
Forcible Fondling	0	0
Incest	0	0
Statutory Rape	0	0
Kidnapping/Abduction	0	0
Total	3	3

TIBRS Group B Arrests

Offense	Adult	Juvenile
Bad Checks	0	0
Curfew/Vagrancy	0	0
Disorderly Conduct	0	0
DUI	12	0
Drunkenness	3	0
Family-Non Violent	1	0
Liquor Law Violation	1	0
Peeping Tom	0	0
Runaway	0	0
Trespass	0	0
All Other Offense	10	0
Total Group B	27	0

TIBRS Group A Offenses	Offenses		Arrests	
	Reported	Cleared	Adult	Juvenile
Crimes Against Persons				
Murder	0	0	0	0
Negligent Manslaughter	0	0	0	0
Kidnapping/Abduction	0	0	0	0
Forcible Rape	0	0	0	0
Forcible Sodomy	0	0	0	0
Sexual Assault w/Object	0	0	0	0
Forcible Fondling	0	0	0	0
Incest	0	0	0	0
Statutory Rape	0	0	0	0
Aggravated Assault	2	2	1	0
Simple Assault	9	8	7	0
Intimidation	1	0	0	0
Stalking	0	0	0	0
Crimes Against Property				
Arson	0	0	0	0
Bribery	0	0	0	0
Burglary	8	1	1	0
Counterfeiting/Forgery	0	0	0	0
Destruction/Damage/Vandalism	3	1	0	0
Embezzlement	0	0	0	0
Extortion/Blackmail	0	0	0	0
Fraud - False Pretenses	0	0	0	0
Fraud - Credit Card/ATM	0	0	0	0
Fraud - Impersonation	1	1	1	0
Fraud - Welfare	0	0	0	0
Fraud - Wire	0	0	0	0
Motor Vehicle Theft	3	2	0	1
Robbery	0	0	0	0
Stolen Property Offense	0	0	0	0
Theft - Pocket Picking	0	0	0	0
Theft - Purse Snatching	0	0	0	0
Theft - Shoplifting	0	0	0	0
Theft from Building	2	0	0	0
Theft from Coin Machine	0	0	0	0
Theft from Motor Vehicle	3	0	0	0
Theft of Motor Vehicle Parts	0	0	0	0
Theft - All Other Larceny	2	0	0	0
Crimes Against Society				
Drug/Narcotic Violations	1	1	1	0
Drug/Narcotic Equipment Violations	0	0	0	0
Gambling-Betting/Wagering	1	0	0	0
Gambling-Operating/Promoting	0	0	0	0
Gambling-Equipment Violation	0	0	0	0
Gambling-Sports Tampering	0	0	0	0
Pornography/Obscene Materials	0	0	0	0
Prostitution	0	0	0	0
Prostitution-Assisting/Promoting	0	0	0	0
Weapon Law Violations	0	0	0	0
Total Group A Offenses	36	16	11	1



Jacksboro Police Department

2002 Population Estimate **1,918**

Offense Overview

Offense Total 386
 Number Cleared 203
 Percent Cleared 52.6%

Group A Crimes per 100,000
 population 20,125.1

Arrest Overview

Total Arrests 252
 Adult Arrests 229
 Juvenile Arrests 23
 Unknown Age 0

Arrests per 100,000 population 13,138.7

Avg. number offenses/incident 1.16

Domestic Violence Victims

Offense	Total	Arrests
Murder	0	0
Aggravated Assault	0	0
Simple Assault	19	11
Intimidation	5	0
Stalking	0	0
Forcible Rape	0	0
Forcible Sodomy	0	0
Sexual Assault w/Object	0	0
Forcible Fondling	0	0
Incest	0	0
Statutory Rape	0	0
Kidnapping/Abduction	0	0
Total	24	11

TIBRS Group B Arrests

Offense	Adult	Juvenile
Bad Checks	1	0
Curfew/Vagrancy	0	1
Disorderly Conduct	11	1
DUI	17	0
Drunkenness	12	0
Family-Non Violent	0	0
Liquor Law Violation	0	0
Peeping Tom	0	0
Runaway	0	0
Trespass	11	0
All Other Offense	14	0
Total Group B	66	2

TIBRS Group A Offenses	Offenses		Arrests	
	Reported	Cleared	Adult	Juvenile
Crimes Against Persons				
Murder	0	0	0	0
Negligent Manslaughter	0	0	0	0
Kidnapping/Abduction	0	0	0	0
Forcible Rape	0	0	0	0
Forcible Sodomy	0	0	0	0
Sexual Assault w/Object	0	0	0	0
Forcible Fondling	0	0	0	0
Incest	0	0	0	0
Statutory Rape	0	0	0	0
Aggravated Assault	3	3	2	0
Simple Assault	64	36	32	1
Intimidation	18	2	2	0
Stalking	0	0	0	0
Crimes Against Property				
Arson	2	1	0	0
Bribery	0	0	0	0
Burglary	21	4	3	1
Counterfeiting/Forgery	10	6	6	0
Destruction/Damage/Vandalism	43	6	0	1
Embezzlement	3	2	2	0
Extortion/Blackmail	0	0	0	0
Fraud - False Pretenses	4	3	2	1
Fraud - Credit Card/ATM	2	1	1	0
Fraud - Impersonation	2	2	2	0
Fraud - Welfare	0	0	0	0
Fraud - Wire	0	0	0	0
Motor Vehicle Theft	5	1	1	0
Robbery	0	0	0	0
Stolen Property Offense	0	0	0	0
Theft - Pocket Picking	0	0	0	0
Theft - Purse Snatching	0	0	0	0
Theft - Shoplifting	69	65	52	14
Theft from Building	22	5	4	0
Theft from Coin Machine	3	2	3	0
Theft from Motor Vehicle	27	1	1	0
Theft of Motor Vehicle Parts	3	0	0	0
Theft - All Other Larceny	25	3	0	0
Crimes Against Society				
Drug/Narcotic Violations	40	40	41	3
Drug/Narcotic Equipment Violations	11	11	3	0
Gambling-Betting/Wagering	0	0	0	0
Gambling-Operating/Promoting	0	0	0	0
Gambling-Equipment Violation	0	0	0	0
Gambling-Sports Tampering	0	0	0	0
Pornography/Obscene Materials	0	0	0	0
Prostitution	0	0	0	0
Prostitution-Assisting/Promoting	0	0	0	0
Weapon Law Violations	9	9	6	0
Total Group A Offenses	386	203	163	21



Jackson Police Department

2002 Population Estimate 60,635

Offense Overview

Offense Total 10,893
Number Cleared 3,248
Percent Cleared 29.8%

Group A Crimes per 100,000 population 17,964.9

Arrest Overview

Total Arrests 3,876
Adult Arrests 3,111
Juvenile Arrests 765
Unknown Age 0

Arrests per 100,000 population 6,392.3

Avg. number offenses/incident 1.17

Domestic Violence Victims

Offense	Total	Arrests
Murder	0	0
Aggravated Assault	104	70
Simple Assault	502	203
Intimidation	86	21
Stalking	13	2
Forcible Rape	2	1
Forcible Sodomy	2	1
Sexual Assault w/Object	1	0
Forcible Fondling	9	3
Incest	0	0
Statutory Rape	0	0
Kidnapping/Abduction	9	4
Total	728	305

TIBRS Group B Arrests

Offense	Adult	Juvenile
Bad Checks	0	0
Curfew/Vagrancy	1	0
Disorderly Conduct	44	88
DUI	264	5
Drunkenness	241	1
Family-Non Violent	3	0
Liquor Law Violation	46	27
Peeping Tom	0	0
Runaway	0	40
Trespass	34	17
All Other Offense	589	47
Total Group B	1,222	225

TIBRS Group A Offenses	Offenses		Arrests	
	Reported	Cleared	Adult	Juvenile
Crimes Against Persons				
Murder	2	1	1	0
Negligent Manslaughter	0	0	0	0
Kidnapping/Abduction	25	19	5	0
Forcible Rape	30	21	12	1
Forcible Sodomy	4	3	1	0
Sexual Assault w/Object	3	1	0	0
Forcible Fondling	47	33	12	2
Incest	0	0	0	0
Statutory Rape	9	5	0	0
Aggravated Assault	454	291	232	44
Simple Assault	1,915	964	492	130
Intimidation	404	181	65	17
Stalking	45	21	3	0
Crimes Against Property				
Arson	12	2	0	0
Bribery	0	0	0	0
Burglary	999	94	42	9
Counterfeiting/Forgery	341	64	70	6
Destruction/Damage/Vandalism	1,515	198	63	34
Embezzlement	77	21	13	0
Extortion/Blackmail	1	0	0	1
Fraud - False Pretenses	379	76	18	4
Fraud - Credit Card/ATM	70	8	4	0
Fraud - Impersonation	145	94	60	3
Fraud - Welfare	0	0	0	0
Fraud - Wire	4	0	0	0
Motor Vehicle Theft	363	58	35	20
Robbery	198	49	40	16
Stolen Property Offense	17	14	9	3
Theft - Pocket Picking	13	2	0	0
Theft - Purse Snatching	15	3	1	0
Theft - Shoplifting	441	305	239	130
Theft from Building	718	74	22	26
Theft from Coin Machine	29	1	2	0
Theft from Motor Vehicle	534	29	24	9
Theft of Motor Vehicle Parts	641	12	7	1
Theft - All Other Larceny	591	30	36	12
Crimes Against Society				
Drug/Narcotic Violations	497	308	263	51
Drug/Narcotic Equipment Violations	250	180	58	4
Gambling-Betting/Wagering	2	2	2	0
Gambling-Operating/Promoting	2	1	0	0
Gambling-Equipment Violation	3	0	1	0
Gambling-Sports Tampering	0	0	0	0
Pornography/Obscene Materials	0	0	0	0
Prostitution	12	11	11	0
Prostitution-Assisting/Promoting	0	0	0	0
Weapon Law Violations	86	72	46	17
Total Group A Offenses	10,893	3,248	1,889	540



Jamestown Police Department

2002 Population Estimate **1,843**

Offense Overview

Offense Total 272
 Number Cleared 208
 Percent Cleared 76.5%

Group A Crimes per 100,000
 population 14,758.5

Arrest Overview

Total Arrests 317
 Adult Arrests 301
 Juvenile Arrests 16
 Unknown Age 0

Arrests per 100,000 population 17,200.2

Avg. number offenses/incident 1.34

Domestic Violence Victims

Offense	Total	Arrests
Murder	0	0
Aggravated Assault	4	5
Simple Assault	7	6
Intimidation	0	0
Stalking	0	0
Forcible Rape	0	0
Forcible Sodomy	0	0
Sexual Assault w/Object	0	0
Forcible Fondling	0	0
Incest	0	0
Statutory Rape	0	0
Kidnapping/Abduction	0	0
Total	11	11

TIBRS Group B Arrests

Offense	Adult	Juvenile
Bad Checks	56	0
Curfew/Vagrancy	0	1
Disorderly Conduct	8	3
DUI	31	0
Drunkenness	32	0
Family-Non Violent	0	0
Liquor Law Violation	5	3
Peeping Tom	0	0
Runaway	0	0
Trespass	2	0
All Other Offense	16	2
Total Group B	150	9

TIBRS Group A Offenses	Offenses		Arrests	
	Reported	Cleared	Adult	Juvenile
Crimes Against Persons				
Murder	0	0	0	0
Negligent Manslaughter	0	0	0	0
Kidnapping/Abduction	0	0	0	0
Forcible Rape	1	0	0	0
Forcible Sodomy	1	0	0	0
Sexual Assault w/Object	0	0	0	0
Forcible Fondling	1	1	1	0
Incest	0	0	0	0
Statutory Rape	0	0	0	0
Aggravated Assault	7	7	9	0
Simple Assault	30	30	19	0
Intimidation	7	6	1	0
Stalking	0	0	0	0
Crimes Against Property				
Arson	1	0	0	0
Bribery	0	0	0	0
Burglary	16	5	6	0
Counterfeiting/Forgery	15	13	13	0
Destruction/Damage/Vandalism	28	9	3	0
Embezzlement	0	0	0	0
Extortion/Blackmail	0	0	0	0
Fraud - False Pretenses	14	11	2	0
Fraud - Credit Card/ATM	0	0	0	0
Fraud - Impersonation	0	0	0	0
Fraud - Welfare	0	0	0	0
Fraud - Wire	0	0	0	0
Motor Vehicle Theft	4	3	4	0
Robbery	0	0	0	0
Stolen Property Offense	0	0	0	0
Theft - Pocket Picking	0	0	0	0
Theft - Purse Snatching	0	0	0	0
Theft - Shoplifting	17	17	16	0
Theft from Building	19	9	6	0
Theft from Coin Machine	0	0	0	0
Theft from Motor Vehicle	9	2	2	0
Theft of Motor Vehicle Parts	4	1	1	0
Theft - All Other Larceny	8	4	2	4
Crimes Against Society				
Drug/Narcotic Violations	61	61	52	3
Drug/Narcotic Equipment Violations	23	23	10	0
Gambling-Betting/Wagering	0	0	0	0
Gambling-Operating/Promoting	0	0	0	0
Gambling-Equipment Violation	0	0	0	0
Gambling-Sports Tampering	0	0	0	0
Pornography/Obscene Materials	0	0	0	0
Prostitution	0	0	0	0
Prostitution-Assisting/Promoting	0	0	0	0
Weapon Law Violations	6	6	4	0
Total Group A Offenses	272	208	151	7



Jasper Police Department

2002 Population Estimate 3,112

Offense Overview

Offense Total 293
 Number Cleared 131
 Percent Cleared 44.7%

Group A Crimes per 100,000
 population 9,415.2

Arrest Overview

Total Arrests 272
 Adult Arrests 240
 Juvenile Arrests 32
 Unknown Age 0

Arrests per 100,000 population 8,740.4

Avg. number offenses/incident 1.03

Domestic Violence Victims

Offense	Total	Arrests
Murder	0	0
Aggravated Assault	3	1
Simple Assault	8	7
Intimidation	0	0
Stalking	0	0
Forcible Rape	0	0
Forcible Sodomy	0	0
Sexual Assault w/Object	0	0
Forcible Fondling	0	0
Incest	0	0
Statutory Rape	0	0
Kidnapping/Abduction	0	0
Total	11	8

TIBRS Group B Arrests

Offense	Adult	Juvenile
Bad Checks	3	0
Curfew/Vagrancy	0	0
Disorderly Conduct	14	0
DUI	33	1
Drunkenness	30	0
Family-Non Violent	0	0
Liquor Law Violation	6	6
Peeping Tom	0	0
Runaway	0	0
Trespass	2	0
All Other Offense	35	6
Total Group B	123	13

TIBRS Group A Offenses	Offenses		Arrests	
	Reported	Cleared	Adult	Juvenile
Crimes Against Persons				
Murder	0	0	0	0
Negligent Manslaughter	0	0	0	0
Kidnapping/Abduction	1	0	0	0
Forcible Rape	0	0	0	0
Forcible Sodomy	1	1	1	0
Sexual Assault w/Object	0	0	0	0
Forcible Fondling	1	0	0	0
Incest	0	0	0	0
Statutory Rape	1	1	1	0
Aggravated Assault	18	13	18	0
Simple Assault	41	21	15	1
Intimidation	11	2	2	0
Stalking	3	0	0	0
Crimes Against Property				
Arson	0	0	0	0
Bribery	0	0	0	0
Burglary	21	8	5	3
Counterfeiting/Forgery	6	5	5	0
Destruction/Damage/Vandalism	28	4	4	0
Embezzlement	2	1	1	0
Extortion/Blackmail	0	0	0	0
Fraud - False Pretenses	11	2	1	1
Fraud - Credit Card/ATM	1	1	1	0
Fraud - Impersonation	2	2	1	1
Fraud - Welfare	0	0	0	0
Fraud - Wire	0	0	0	0
Motor Vehicle Theft	36	21	12	5
Robbery	1	1	0	1
Stolen Property Offense	2	2	2	0
Theft - Pocket Picking	2	1	1	0
Theft - Purse Snatching	1	0	0	0
Theft - Shoplifting	5	1	1	0
Theft from Building	20	4	3	4
Theft from Coin Machine	1	0	0	0
Theft from Motor Vehicle	16	1	3	0
Theft of Motor Vehicle Parts	1	0	0	0
Theft - All Other Larceny	22	1	1	0
Crimes Against Society				
Drug/Narcotic Violations	33	33	34	3
Drug/Narcotic Equipment Violations	4	4	4	0
Gambling-Betting/Wagering	0	0	0	0
Gambling-Operating/Promoting	0	0	0	0
Gambling-Equipment Violation	0	0	0	0
Gambling-Sports Tampering	0	0	0	0
Pornography/Obscene Materials	0	0	0	0
Prostitution	0	0	0	0
Prostitution-Assisting/Promoting	0	0	0	0
Weapon Law Violations	1	1	1	0
Total Group A Offenses	293	131	117	19



Jefferson City Police Department

2002 Population Estimate 7,742

Offense Overview

Offense Total 1,180
Number Cleared 406
Percent Cleared 34.4%

Group A Crimes per 100,000 population 15,241.5

Arrest Overview

Total Arrests 459
Adult Arrests 400
Juvenile Arrests 59
Unknown Age 0

Arrests per 100,000 population 5,928.7

Avg. number offenses/incident 1.12

Domestic Violence Victims

Offense	Total	Arrests
Murder	0	0
Aggravated Assault	4	4
Simple Assault	58	14
Intimidation	25	1
Stalking	0	0
Forcible Rape	1	0
Forcible Sodomy	0	0
Sexual Assault w/Object	0	0
Forcible Fondling	2	0
Incest	0	0
Statutory Rape	0	0
Kidnapping/Abduction	0	0
Total	90	19

TIBRS Group B Arrests

Offense	Adult	Juvenile
Bad Checks	0	0
Curfew/Vagrancy	0	0
Disorderly Conduct	8	1
DUI	55	1
Drunkenness	39	0
Family-Non Violent	1	0
Liquor Law Violation	13	8
Peeping Tom	0	0
Runaway	0	7
Trespass	6	1
All Other Offense	21	0
Total Group B	143	18

TIBRS Group A Offenses	Offenses		Arrests	
	Reported	Cleared	Adult	Juvenile
Crimes Against Persons				
Murder	1	1	3	0
Negligent Manslaughter	0	0	0	0
Kidnapping/Abduction	2	0	0	0
Forcible Rape	4	0	0	0
Forcible Sodomy	1	0	0	0
Sexual Assault w/Object	0	0	0	0
Forcible Fondling	7	3	1	0
Incest	0	0	0	0
Statutory Rape	1	0	0	0
Aggravated Assault	27	12	11	0
Simple Assault	143	54	37	4
Intimidation	91	7	4	0
Stalking	2	0	0	0
Crimes Against Property				
Arson	7	0	0	0
Bribery	0	0	0	0
Burglary	80	6	3	0
Counterfeiting/Forgery	108	61	10	0
Destruction/Damage/Vandalism	91	4	3	1
Embezzlement	8	4	3	0
Extortion/Blackmail	0	0	0	0
Fraud - False Pretenses	28	5	2	0
Fraud - Credit Card/ATM	7	6	1	0
Fraud - Impersonation	2	1	1	0
Fraud - Welfare	0	0	0	0
Fraud - Wire	0	0	0	0
Motor Vehicle Theft	31	3	3	0
Robbery	7	1	1	0
Stolen Property Offense	3	0	0	0
Theft - Pocket Picking	0	0	0	0
Theft - Purse Snatching	1	1	1	0
Theft - Shoplifting	116	97	83	22
Theft from Building	93	22	12	5
Theft from Coin Machine	3	0	0	0
Theft from Motor Vehicle	51	5	1	1
Theft of Motor Vehicle Parts	20	1	0	0
Theft - All Other Larceny	92	9	11	1
Crimes Against Society				
Drug/Narcotic Violations	106	63	52	7
Drug/Narcotic Equipment Violations	41	36	11	0
Gambling-Betting/Wagering	0	0	0	0
Gambling-Operating/Promoting	0	0	0	0
Gambling-Equipment Violation	0	0	0	0
Gambling-Sports Tampering	0	0	0	0
Pornography/Obscene Materials	1	0	0	0
Prostitution	0	0	0	0
Prostitution-Assisting/Promoting	0	0	0	0
Weapon Law Violations	5	4	3	0
Total Group A Offenses	1,180	406	257	41



Jellico Police Department

2002 Population Estimate **2,460**

Offense Overview

Offense Total 327
 Number Cleared 65
 Percent Cleared 19.9%

Group A Crimes per 100,000
 population 13,292.7

Arrest Overview

Total Arrests 175
 Adult Arrests 174
 Juvenile Arrests 0
 Unknown Age 1

Arrests per 100,000 population 7,113.8

Avg. number offenses/incident 1.08

Domestic Violence Victims

Offense	Total	Arrests
Murder	0	0
Aggravated Assault	5	3
Simple Assault	14	6
Intimidation	4	0
Stalking	1	0
Forcible Rape	1	0
Forcible Sodomy	2	0
Sexual Assault w/Object	0	0
Forcible Fondling	1	0
Incest	0	0
Statutory Rape	0	0
Kidnapping/Abduction	0	0
Total	28	9

TIBRS Group B Arrests

Offense	Adult	Juvenile
Bad Checks	1	0
Curfew/Vagrancy	0	0
Disorderly Conduct	2	0
DUI	21	0
Drunkenness	44	0
Family-Non Violent	0	0
Liquor Law Violation	0	0
Peeping Tom	0	0
Runaway	0	0
Trespass	2	0
All Other Offense	42	0
Total Group B	112	0

TIBRS Group A Offenses	Offenses		Arrests	
	Reported	Cleared	Adult	Juvenile
Crimes Against Persons				
Murder	0	0	0	0
Negligent Manslaughter	0	0	0	0
Kidnapping/Abduction	0	0	0	0
Forcible Rape	2	1	0	0
Forcible Sodomy	2	0	0	0
Sexual Assault w/Object	0	0	0	0
Forcible Fondling	1	0	1	0
Incest	0	0	0	0
Statutory Rape	0	0	0	0
Aggravated Assault	17	7	7	0
Simple Assault	42	14	12	0
Intimidation	36	0	1	0
Stalking	5	0	0	0
Crimes Against Property				
Arson	0	0	0	0
Bribery	0	0	0	0
Burglary	28	3	3	0
Counterfeiting/Forgery	9	4	4	0
Destruction/Damage/Vandalism	52	2	2	0
Embezzlement	0	0	0	0
Extortion/Blackmail	0	0	0	0
Fraud - False Pretenses	3	0	0	0
Fraud - Credit Card/ATM	1	0	0	0
Fraud - Impersonation	3	1	0	0
Fraud - Welfare	0	0	0	0
Fraud - Wire	0	0	0	0
Motor Vehicle Theft	3	1	1	0
Robbery	3	0	0	0
Stolen Property Offense	1	0	0	0
Theft - Pocket Picking	2	0	0	0
Theft - Purse Snatching	1	0	0	0
Theft - Shoplifting	12	6	6	0
Theft from Building	17	1	1	0
Theft from Coin Machine	3	0	0	0
Theft from Motor Vehicle	17	1	1	0
Theft of Motor Vehicle Parts	5	0	0	0
Theft - All Other Larceny	24	0	0	0
Crimes Against Society				
Drug/Narcotic Violations	23	18	18	0
Drug/Narcotic Equipment Violations	6	2	1	0
Gambling-Betting/Wagering	0	0	0	0
Gambling-Operating/Promoting	0	0	0	0
Gambling-Equipment Violation	0	0	0	0
Gambling-Sports Tampering	0	0	0	0
Pornography/Obscene Materials	0	0	0	0
Prostitution	0	0	0	0
Prostitution-Assisting/Promoting	0	0	0	0
Weapon Law Violations	9	4	4	0
Total Group A Offenses	327	65	62	0



Johnson City Police Department

2002 Population Estimate **56,767**

Offense Overview

Offense Total 8,712
 Number Cleared 3,871
 Percent Cleared 44.4%

Group A Crimes per 100,000
 population 15,346.9

Arrest Overview

Total Arrests 3,592
 Adult Arrests 3,024
 Juvenile Arrests 568
 Unknown Age 0

Arrests per 100,000 population 6,327.6

Avg. number offenses/incident 1.16

Domestic Violence Victims

Offense	Total	Arrests
Murder	1	1
Aggravated Assault	61	30
Simple Assault	387	204
Intimidation	14	1
Stalking	18	1
Forcible Rape	2	1
Forcible Sodomy	1	1
Sexual Assault w/Object	0	0
Forcible Fondling	9	1
Incest	0	0
Statutory Rape	0	0
Kidnapping/Abduction	1	1
Total	494	241

TIBRS Group B Arrests

Offense	Adult	Juvenile
Bad Checks	14	0
Curfew/Vagrancy	0	1
Disorderly Conduct	42	32
DUI	260	2
Drunkenness	591	5
Family-Non Violent	5	0
Liquor Law Violation	62	15
Peeping Tom	0	0
Runaway	0	38
Trespass	110	18
All Other Offense	176	73
Total Group B	1,260	184

TIBRS Group A Offenses	Offenses		Arrests	
	Reported	Cleared	Adult	Juvenile
Crimes Against Persons				
Murder	1	1	1	0
Negligent Manslaughter	0	0	0	0
Kidnapping/Abduction	9	7	5	0
Forcible Rape	11	9	4	0
Forcible Sodomy	2	2	0	2
Sexual Assault w/Object	0	0	0	0
Forcible Fondling	32	20	3	3
Incest	0	0	0	0
Statutory Rape	6	6	1	0
Aggravated Assault	301	218	111	9
Simple Assault	1,070	818	353	80
Intimidation	98	63	6	3
Stalking	123	79	10	0
Crimes Against Property				
Arson	11	1	0	0
Bribery	0	0	0	0
Burglary	558	128	72	15
Counterfeiting/Forgery	721	350	95	3
Destruction/Damage/Vandalism	919	260	55	31
Embezzlement	66	44	21	8
Extortion/Blackmail	0	0	0	0
Fraud - False Pretenses	694	357	84	3
Fraud - Credit Card/ATM	222	111	8	0
Fraud - Impersonation	111	82	54	5
Fraud - Welfare	0	0	0	0
Fraud - Wire	1	0	0	0
Motor Vehicle Theft	221	70	40	12
Robbery	86	48	43	3
Stolen Property Offense	23	23	17	1
Theft - Pocket Picking	10	3	0	1
Theft - Purse Snatching	6	1	0	0
Theft - Shoplifting	661	481	385	142
Theft from Building	556	137	59	6
Theft from Coin Machine	60	6	6	0
Theft from Motor Vehicle	652	78	56	23
Theft of Motor Vehicle Parts	425	38	23	4
Theft - All Other Larceny	699	77	18	4
Crimes Against Society				
Drug/Narcotic Violations	178	177	147	19
Drug/Narcotic Equipment Violations	114	114	50	3
Gambling-Betting/Wagering	0	0	0	0
Gambling-Operating/Promoting	1	1	1	0
Gambling-Equipment Violation	1	1	0	0
Gambling-Sports Tampering	0	0	0	0
Pornography/Obscene Materials	0	0	0	0
Prostitution	12	12	12	0
Prostitution-Assisting/Promoting	0	0	0	0
Weapon Law Violations	51	48	24	4
Total Group A Offenses	8,712	3,871	1,764	384



Jonesborough Police Department

2002 Population Estimate **4,321**

Offense Overview

Offense Total 406
 Number Cleared 230
 Percent Cleared 56.7%

Group A Crimes per 100,000
 population 9,396.0

Arrest Overview

Total Arrests 427
 Adult Arrests 392
 Juvenile Arrests 35
 Unknown Age 0

Arrests per 100,000 population 9,882.0

Avg. number offenses/incident 1.16

Domestic Violence Victims

Offense	Total	Arrests
Murder	0	0
Aggravated Assault	3	1
Simple Assault	22	14
Intimidation	4	1
Stalking	0	0
Forcible Rape	0	0
Forcible Sodomy	0	0
Sexual Assault w/Object	0	0
Forcible Fondling	0	0
Incest	0	0
Statutory Rape	0	0
Kidnapping/Abduction	0	0
Total	29	16

TIBRS Group B Arrests

Offense	Adult	Juvenile
Bad Checks	2	0
Curfew/Vagrancy	0	0
Disorderly Conduct	12	1
DUI	90	4
Drunkenness	73	0
Family-Non Violent	1	0
Liquor Law Violation	17	9
Peeping Tom	0	0
Runaway	0	0
Trespass	3	1
All Other Offense	15	3
Total Group B	213	18

TIBRS Group A Offenses	Offenses		Arrests	
	Reported	Cleared	Adult	Juvenile
Crimes Against Persons				
Murder	0	0	0	0
Negligent Manslaughter	0	0	0	0
Kidnapping/Abduction	1	0	0	0
Forcible Rape	1	0	0	0
Forcible Sodomy	0	0	0	0
Sexual Assault w/Object	0	0	0	0
Forcible Fondling	0	0	0	0
Incest	0	0	0	0
Statutory Rape	0	0	0	0
Aggravated Assault	5	3	2	0
Simple Assault	60	48	36	0
Intimidation	19	7	6	0
Stalking	3	0	0	0
Crimes Against Property				
Arson	5	4	1	3
Bribery	0	0	0	0
Burglary	13	0	1	0
Counterfeiting/Forgery	11	3	4	0
Destruction/Damage/Vandalism	46	11	5	3
Embezzlement	0	0	0	0
Extortion/Blackmail	0	0	0	0
Fraud - False Pretenses	15	1	0	0
Fraud - Credit Card/ATM	3	1	1	0
Fraud - Impersonation	17	15	13	0
Fraud - Welfare	0	0	0	0
Fraud - Wire	0	0	0	0
Motor Vehicle Theft	4	0	0	0
Robbery	4	3	3	3
Stolen Property Offense	4	4	3	0
Theft - Pocket Picking	0	0	0	0
Theft - Purse Snatching	0	0	0	0
Theft - Shoplifting	17	7	4	3
Theft from Building	10	1	0	1
Theft from Coin Machine	5	1	1	0
Theft from Motor Vehicle	13	3	1	0
Theft of Motor Vehicle Parts	9	2	0	0
Theft - All Other Larceny	30	5	4	0
Crimes Against Society				
Drug/Narcotic Violations	70	70	73	2
Drug/Narcotic Equipment Violations	33	33	13	1
Gambling-Betting/Wagering	0	0	0	0
Gambling-Operating/Promoting	0	0	0	0
Gambling-Equipment Violation	0	0	0	0
Gambling-Sports Tampering	0	0	0	0
Pornography/Obscene Materials	0	0	0	0
Prostitution	0	0	0	0
Prostitution-Assisting/Promoting	0	0	0	0
Weapon Law Violations	8	8	8	1
Total Group A Offenses	406	230	179	17



Kenton Police Department

2002 Population Estimate 1,310

Offense Overview

Offense Total 107
Number Cleared 93
Percent Cleared 86.9%

Group A Crimes per 100,000 population 8,167.9

Arrest Overview

Total Arrests 93
Adult Arrests 84
Juvenile Arrests 9
Unknown Age 0

Arrests per 100,000 population 7,099.2

Avg. number offenses/incident 1.14

Domestic Violence Victims

Offense	Total	Arrests
Murder	0	0
Aggravated Assault	1	0
Simple Assault	6	2
Intimidation	1	0
Stalking	0	0
Forcible Rape	0	0
Forcible Sodomy	0	0
Sexual Assault w/Object	0	0
Forcible Fondling	0	0
Incest	0	0
Statutory Rape	0	0
Kidnapping/Abduction	0	0
Total	8	2

TIBRS Group B Arrests

Offense	Adult	Juvenile
Bad Checks	0	0
Curfew/Vagrancy	0	0
Disorderly Conduct	0	0
DUI	5	0
Drunkenness	5	0
Family-Non Violent	0	0
Liquor Law Violation	0	0
Peeping Tom	0	0
Runaway	0	0
Trespass	0	0
All Other Offense	4	0
Total Group B	14	0

TIBRS Group A Offenses	Offenses		Arrests	
	Reported	Cleared	Adult	Juvenile
Crimes Against Persons				
Murder	0	0	0	0
Negligent Manslaughter	0	0	0	0
Kidnapping/Abduction	0	0	0	0
Forcible Rape	0	0	0	0
Forcible Sodomy	0	0	0	0
Sexual Assault w/Object	0	0	0	0
Forcible Fondling	1	1	1	0
Incest	0	0	0	0
Statutory Rape	0	0	0	0
Aggravated Assault	5	5	4	0
Simple Assault	7	7	3	0
Intimidation	3	1	0	0
Stalking	0	0	0	0
Crimes Against Property				
Arson	0	0	0	0
Bribery	0	0	0	0
Burglary	4	2	1	0
Counterfeiting/Forgery	0	0	0	0
Destruction/Damage/Vandalism	6	2	0	0
Embezzlement	2	2	2	0
Extortion/Blackmail	0	0	0	0
Fraud - False Pretenses	29	28	17	8
Fraud - Credit Card/ATM	0	0	0	0
Fraud - Impersonation	4	4	3	1
Fraud - Welfare	0	0	0	0
Fraud - Wire	0	0	0	0
Motor Vehicle Theft	1	0	0	0
Robbery	0	0	0	0
Stolen Property Offense	0	0	0	0
Theft - Pocket Picking	0	0	0	0
Theft - Purse Snatching	0	0	0	0
Theft - Shoplifting	3	3	1	0
Theft from Building	1	0	0	0
Theft from Coin Machine	0	0	0	0
Theft from Motor Vehicle	3	3	2	0
Theft of Motor Vehicle Parts	2	0	0	0
Theft - All Other Larceny	2	1	2	0
Crimes Against Society				
Drug/Narcotic Violations	22	22	33	0
Drug/Narcotic Equipment Violations	10	10	0	0
Gambling-Betting/Wagering	0	0	0	0
Gambling-Operating/Promoting	0	0	0	0
Gambling-Equipment Violation	0	0	0	0
Gambling-Sports Tampering	0	0	0	0
Pornography/Obscene Materials	0	0	0	0
Prostitution	0	0	0	0
Prostitution-Assisting/Promoting	0	0	0	0
Weapon Law Violations	2	2	1	0
Total Group A Offenses	107	93	70	9



Kimball Police Department

2002 Population Estimate **1,330**

Offense Overview

Offense Total 158
 Number Cleared 66
 Percent Cleared 41.8%

Group A Crimes per 100,000
 population 11,879.7

Arrest Overview

Total Arrests 121
 Adult Arrests 111
 Juvenile Arrests 10
 Unknown Age 0

Arrests per 100,000 population 9,097.7

Avg. number offenses/incident 1.04

Domestic Violence Victims

Offense	Total	Arrests
Murder	0	0
Aggravated Assault	1	1
Simple Assault	4	4
Intimidation	0	0
Stalking	0	0
Forcible Rape	0	0
Forcible Sodomy	0	0
Sexual Assault w/Object	0	0
Forcible Fondling	0	0
Incest	0	0
Statutory Rape	0	0
Kidnapping/Abduction	0	0
Total	5	5

TIBRS Group B Arrests

Offense	Adult	Juvenile
Bad Checks	0	0
Curfew/Vagrancy	0	0
Disorderly Conduct	0	2
DUI	12	0
Drunkenness	32	0
Family-Non Violent	0	0
Liquor Law Violation	6	0
Peeping Tom	0	0
Runaway	0	0
Trespass	0	0
All Other Offense	2	0
Total Group B	52	2

TIBRS Group A Offenses	Offenses		Arrests	
	Reported	Cleared	Adult	Juvenile
Crimes Against Persons				
Murder	0	0	0	0
Negligent Manslaughter	0	0	0	0
Kidnapping/Abduction	0	0	0	0
Forcible Rape	0	0	0	0
Forcible Sodomy	0	0	0	0
Sexual Assault w/Object	0	0	0	0
Forcible Fondling	0	0	0	0
Incest	0	0	0	0
Statutory Rape	0	0	0	0
Aggravated Assault	2	1	1	0
Simple Assault	22	12	11	1
Intimidation	2	0	0	0
Stalking	1	0	0	0
Crimes Against Property				
Arson	0	0	0	0
Bribery	0	0	0	0
Burglary	11	1	2	0
Counterfeiting/Forgery	2	1	1	0
Destruction/Damage/Vandalism	11	1	0	2
Embezzlement	5	0	0	0
Extortion/Blackmail	0	0	0	0
Fraud - False Pretenses	0	0	0	0
Fraud - Credit Card/ATM	1	0	0	0
Fraud - Impersonation	1	0	0	0
Fraud - Welfare	0	0	0	0
Fraud - Wire	0	0	0	0
Motor Vehicle Theft	12	1	1	0
Robbery	2	1	1	0
Stolen Property Offense	0	0	0	0
Theft - Pocket Picking	0	0	0	0
Theft - Purse Snatching	4	0	0	0
Theft - Shoplifting	23	21	20	4
Theft from Building	16	0	0	0
Theft from Coin Machine	1	0	0	0
Theft from Motor Vehicle	11	0	0	0
Theft of Motor Vehicle Parts	2	0	0	0
Theft - All Other Larceny	2	0	0	0
Crimes Against Society				
Drug/Narcotic Violations	18	18	16	1
Drug/Narcotic Equipment Violations	9	9	6	0
Gambling-Betting/Wagering	0	0	0	0
Gambling-Operating/Promoting	0	0	0	0
Gambling-Equipment Violation	0	0	0	0
Gambling-Sports Tampering	0	0	0	0
Pornography/Obscene Materials	0	0	0	0
Prostitution	0	0	0	0
Prostitution-Assisting/Promoting	0	0	0	0
Weapon Law Violations	0	0	0	0
Total Group A Offenses	158	66	59	8



Kingsport Police Department

2002 Population Estimate **44,362**

Offense Overview

Offense Total 7,260
 Number Cleared 2,028
 Percent Cleared 27.9%

Group A Crimes per 100,000
 population 16,365.4

Arrest Overview

Total Arrests 3,051
 Adult Arrests 2,769
 Juvenile Arrests 282
 Unknown Age 0

Arrests per 100,000 population 6,877.5

Avg. number offenses/incident 1.19

Domestic Violence Victims

Offense	Total	Arrests
Murder	1	0
Aggravated Assault	27	14
Simple Assault	347	128
Intimidation	16	0
Stalking	10	1
Forcible Rape	14	1
Forcible Sodomy	5	0
Sexual Assault w/Object	0	0
Forcible Fondling	19	2
Incest	1	0
Statutory Rape	0	0
Kidnapping/Abduction	4	1
Total	444	147

TIBRS Group B Arrests

Offense	Adult	Juvenile
Bad Checks	6	0
Curfew/Vagrancy	0	0
Disorderly Conduct	42	1
DUI	201	1
Drunkenness	754	2
Family-Non Violent	8	0
Liquor Law Violation	62	22
Peeping Tom	0	0
Runaway	0	10
Trespass	95	5
All Other Offense	214	30
Total Group B	1,382	71

TIBRS Group A Offenses	Offenses		Arrests	
	Reported	Cleared	Adult	Juvenile
Crimes Against Persons				
Murder	2	0	0	0
Negligent Manslaughter	0	0	0	0
Kidnapping/Abduction	19	10	3	0
Forcible Rape	42	14	3	2
Forcible Sodomy	6	2	0	0
Sexual Assault w/Object	0	0	0	0
Forcible Fondling	81	15	4	1
Incest	1	0	0	0
Statutory Rape	18	5	1	0
Aggravated Assault	284	164	85	5
Simple Assault	1,132	345	234	23
Intimidation	45	4	0	1
Stalking	19	1	1	0
Crimes Against Property				
Arson	20	2	2	0
Bribery	1	1	1	0
Burglary	486	67	19	10
Counterfeiting/Forgery	454	96	42	0
Destruction/Damage/Vandalism	1,142	134	44	7
Embezzlement	9	1	0	0
Extortion/Blackmail	1	0	0	0
Fraud - False Pretenses	157	35	16	0
Fraud - Credit Card/ATM	101	17	3	0
Fraud - Impersonation	39	22	13	3
Fraud - Welfare	0	0	0	0
Fraud - Wire	3	0	0	0
Motor Vehicle Theft	161	20	10	0
Robbery	63	22	20	0
Stolen Property Offense	1	1	0	0
Theft - Pocket Picking	3	0	0	0
Theft - Purse Snatching	5	0	0	0
Theft - Shoplifting	603	466	460	118
Theft from Building	419	29	15	0
Theft from Coin Machine	26	2	2	2
Theft from Motor Vehicle	487	28	20	8
Theft of Motor Vehicle Parts	199	4	2	0
Theft - All Other Larceny	684	60	55	4
Crimes Against Society				
Drug/Narcotic Violations	310	258	259	24
Drug/Narcotic Equipment Violations	196	173	51	0
Gambling-Betting/Wagering	1	0	0	0
Gambling-Operating/Promoting	0	0	0	0
Gambling-Equipment Violation	1	1	0	0
Gambling-Sports Tampering	0	0	0	0
Pornography/Obscene Materials	0	0	0	0
Prostitution	0	0	0	0
Prostitution-Assisting/Promoting	0	0	0	0
Weapon Law Violations	39	29	22	3
Total Group A Offenses	7,260	2,028	1,387	211



Kingston Police Department

2002 Population Estimate 5,306

Offense Overview

Offense Total 188
 Number Cleared 32
 Percent Cleared 17.0%

Group A Crimes per 100,000
 population 3,543.2

Arrest Overview

Total Arrests 96
 Adult Arrests 93
 Juvenile Arrests 3
 Unknown Age 0

Arrests per 100,000 population 1,809.3

Avg. number offenses/incident 1.07

Domestic Violence Victims

Offense	Total	Arrests
Murder	1	1
Aggravated Assault	2	2
Simple Assault	8	8
Intimidation	0	0
Stalking	0	0
Forcible Rape	0	0
Forcible Sodomy	0	0
Sexual Assault w/Object	0	0
Forcible Fondling	0	0
Incest	0	0
Statutory Rape	0	0
Kidnapping/Abduction	0	0
Total	11	11

TIBRS Group B Arrests

Offense	Adult	Juvenile
Bad Checks	0	0
Curfew/Vagrancy	0	0
Disorderly Conduct	3	0
DUI	17	0
Drunkenness	44	0
Family-Non Violent	0	0
Liquor Law Violation	2	0
Peeping Tom	0	0
Runaway	0	0
Trespass	0	0
All Other Offense	1	1
Total Group B	67	1

TIBRS Group A Offenses	Offenses		Arrests	
	Reported	Cleared	Adult	Juvenile
Crimes Against Persons				
Murder	1	1	1	0
Negligent Manslaughter	0	0	0	0
Kidnapping/Abduction	0	0	0	0
Forcible Rape	1	0	0	0
Forcible Sodomy	0	0	0	0
Sexual Assault w/Object	0	0	0	0
Forcible Fondling	0	0	0	0
Incest	0	0	0	0
Statutory Rape	0	0	0	0
Aggravated Assault	7	2	2	0
Simple Assault	19	11	9	2
Intimidation	13	1	1	0
Stalking	4	2	2	0
Crimes Against Property				
Arson	1	0	0	0
Bribery	0	0	0	0
Burglary	9	0	0	0
Counterfeiting/Forgery	0	0	0	0
Destruction/Damage/Vandalism	23	1	1	0
Embezzlement	4	0	0	0
Extortion/Blackmail	0	0	0	0
Fraud - False Pretenses	6	0	0	0
Fraud - Credit Card/ATM	0	0	0	0
Fraud - Impersonation	0	0	0	0
Fraud - Welfare	0	0	0	0
Fraud - Wire	1	0	0	0
Motor Vehicle Theft	7	1	1	0
Robbery	2	0	0	0
Stolen Property Offense	0	0	0	0
Theft - Pocket Picking	0	0	0	0
Theft - Purse Snatching	2	0	0	0
Theft - Shoplifting	2	0	0	0
Theft from Building	17	0	0	0
Theft from Coin Machine	3	0	0	0
Theft from Motor Vehicle	16	0	0	0
Theft of Motor Vehicle Parts	10	0	0	0
Theft - All Other Larceny	27	0	0	0
Crimes Against Society				
Drug/Narcotic Violations	10	10	8	0
Drug/Narcotic Equipment Violations	3	3	1	0
Gambling-Betting/Wagering	0	0	0	0
Gambling-Operating/Promoting	0	0	0	0
Gambling-Equipment Violation	0	0	0	0
Gambling-Sports Tampering	0	0	0	0
Pornography/Obscene Materials	0	0	0	0
Prostitution	0	0	0	0
Prostitution-Assisting/Promoting	0	0	0	0
Weapon Law Violations	0	0	0	0
Total Group A Offenses	188	32	26	2



Kingston Springs Police Department

2002 Population Estimate **2,842**

Offense Overview

Offense Total 114
 Number Cleared 64
 Percent Cleared 56.1%

Group A Crimes per 100,000
 population 4,011.3

Arrest Overview

Total Arrests 77
 Adult Arrests 67
 Juvenile Arrests 10
 Unknown Age 0

Arrests per 100,000 population 2,709.4

Avg. number offenses/incident 1.11

Domestic Violence Victims

Offense	Total	Arrests
Murder	0	0
Aggravated Assault	3	2
Simple Assault	5	5
Intimidation	0	0
Stalking	0	0
Forcible Rape	0	0
Forcible Sodomy	0	0
Sexual Assault w/Object	0	0
Forcible Fondling	0	0
Incest	0	0
Statutory Rape	0	0
Kidnapping/Abduction	0	0
Total	8	7

TIBRS Group B Arrests

Offense	Adult	Juvenile
Bad Checks	0	0
Curfew/Vagrancy	0	0
Disorderly Conduct	0	0
DUI	10	1
Drunkenness	1	0
Family-Non Violent	0	0
Liquor Law Violation	1	3
Peeping Tom	0	0
Runaway	0	0
Trespass	6	1
All Other Offense	9	1
Total Group B	27	6

TIBRS Group A Offenses	Offenses		Arrests	
	Reported	Cleared	Adult	Juvenile
Crimes Against Persons				
Murder	0	0	0	0
Negligent Manslaughter	0	0	0	0
Kidnapping/Abduction	0	0	0	0
Forcible Rape	0	0	0	0
Forcible Sodomy	0	0	0	0
Sexual Assault w/Object	0	0	0	0
Forcible Fondling	0	0	0	0
Incest	0	0	0	0
Statutory Rape	0	0	0	0
Aggravated Assault	8	3	2	1
Simple Assault	11	6	5	1
Intimidation	8	0	0	0
Stalking	0	0	0	0
Crimes Against Property				
Arson	0	0	0	0
Bribery	0	0	0	0
Burglary	4	2	1	0
Counterfeiting/Forgery	0	0	0	0
Destruction/Damage/Vandalism	9	1	0	0
Embezzlement	1	0	0	0
Extortion/Blackmail	0	0	0	0
Fraud - False Pretenses	7	5	5	0
Fraud - Credit Card/ATM	1	0	0	0
Fraud - Impersonation	0	0	0	0
Fraud - Welfare	0	0	0	0
Fraud - Wire	0	0	0	0
Motor Vehicle Theft	2	1	0	0
Robbery	0	0	0	0
Stolen Property Offense	3	3	1	1
Theft - Pocket Picking	0	0	0	0
Theft - Purse Snatching	0	0	0	0
Theft - Shoplifting	0	0	0	0
Theft from Building	7	2	0	0
Theft from Coin Machine	0	0	0	0
Theft from Motor Vehicle	2	0	0	0
Theft of Motor Vehicle Parts	0	0	0	0
Theft - All Other Larceny	10	3	3	0
Crimes Against Society				
Drug/Narcotic Violations	30	27	21	1
Drug/Narcotic Equipment Violations	10	10	1	0
Gambling-Betting/Wagering	0	0	0	0
Gambling-Operating/Promoting	0	0	0	0
Gambling-Equipment Violation	0	0	0	0
Gambling-Sports Tampering	0	0	0	0
Pornography/Obscene Materials	0	0	0	0
Prostitution	0	0	0	0
Prostitution-Assisting/Promoting	0	0	0	0
Weapon Law Violations	1	1	1	0
Total Group A Offenses	114	64	40	4



Knoxville Police Department

2002 Population Estimate 173,661

Offense Overview

Offense Total 22,910
Number Cleared 8,140
Percent Cleared 35.5%

Group A Crimes per 100,000 population 13,192.4

Arrest Overview

Total Arrests 9,206
Adult Arrests 8,719
Juvenile Arrests 481
Unknown Age 6

Arrests per 100,000 population 5,301.1

Avg. number offenses/incident 1.08

Domestic Violence Victims

Offense	Total	Arrests
Murder	2	0
Aggravated Assault	249	105
Simple Assault	1,029	315
Intimidation	46	2
Stalking	6	1
Forcible Rape	10	2
Forcible Sodomy	0	0
Sexual Assault w/Object	2	0
Forcible Fondling	10	1
Incest	2	0
Statutory Rape	4	0
Kidnapping/Abduction	9	2
Total	1,369	428

TIBRS Group B Arrests

Offense	Adult	Juvenile
Bad Checks	5	0
Curfew/Vagrancy	0	4
Disorderly Conduct	283	3
DUI	649	1
Drunkenness	1,869	0
Family-Non Violent	10	1
Liquor Law Violation	58	1
Peeping Tom	0	0
Runaway	0	219
Trespass	220	2
All Other Offense	343	3
Total Group B	3,437	234

TIBRS Group A Offenses	Offenses		Arrests	
	Reported	Cleared	Adult	Juvenile
Crimes Against Persons				
Murder	18	14	9	3
Negligent Manslaughter	0	0	0	0
Kidnapping/Abduction	32	19	4	1
Forcible Rape	83	33	9	1
Forcible Sodomy	9	3	0	0
Sexual Assault w/Object	5	1	0	0
Forcible Fondling	34	14	2	0
Incest	2	0	0	0
Statutory Rape	18	8	1	0
Aggravated Assault	1,159	648	306	22
Simple Assault	3,208	1,861	708	83
Intimidation	209	67	7	0
Stalking	20	7	3	0
Crimes Against Property				
Arson	137	8	6	0
Bribery	0	0	0	0
Burglary	2,351	255	137	35
Counterfeiting/Forgery	461	99	70	0
Destruction/Damage/Vandalism	2,553	427	159	17
Embezzlement	91	33	16	1
Extortion/Blackmail	1	0	0	0
Fraud - False Pretenses	270	65	32	0
Fraud - Credit Card/ATM	151	17	13	0
Fraud - Impersonation	34	6	2	0
Fraud - Welfare	0	0	0	0
Fraud - Wire	0	0	0	0
Motor Vehicle Theft	1,367	234	180	20
Robbery	445	125	93	15
Stolen Property Offense	91	86	82	0
Theft - Pocket Picking	27	0	0	0
Theft - Purse Snatching	69	14	9	0
Theft - Shoplifting	982	702	697	3
Theft from Building	1,038	148	60	4
Theft from Coin Machine	98	2	2	0
Theft from Motor Vehicle	2,707	182	137	24
Theft of Motor Vehicle Parts	590	29	23	0
Theft - All Other Larceny	1,874	335	183	8
Crimes Against Society				
Drug/Narcotic Violations	1,307	1,251	1,246	3
Drug/Narcotic Equipment Violations	1,158	1,147	855	0
Gambling-Betting/Wagering	0	0	0	0
Gambling-Operating/Promoting	0	0	0	0
Gambling-Equipment Violation	0	0	0	0
Gambling-Sports Tampering	0	0	0	0
Pornography/Obscene Materials	1	0	0	0
Prostitution	156	156	151	0
Prostitution-Assisting/Promoting	2	2	1	0
Weapon Law Violations	152	142	79	7
Total Group A Offenses	22,910	8,140	5,282	247



Lafayette Police Department

2002 Population Estimate 3,962

Offense Overview

Offense Total 390
Number Cleared 183
Percent Cleared 46.9%

Group A Crimes per 100,000 population 9,843.5

Arrest Overview

Total Arrests 257
Adult Arrests 237
Juvenile Arrests 19
Unknown Age 1

Arrests per 100,000 population 6,486.6

Avg. number offenses/incident 1.16

Domestic Violence Victims

Offense	Total	Arrests
Murder	0	0
Aggravated Assault	2	2
Simple Assault	10	5
Intimidation	2	0
Stalking	0	0
Forcible Rape	0	0
Forcible Sodomy	0	0
Sexual Assault w/Object	0	0
Forcible Fondling	1	0
Incest	0	0
Statutory Rape	0	0
Kidnapping/Abduction	0	0
Total	15	7

TIBRS Group B Arrests

Offense	Adult	Juvenile
Bad Checks	0	0
Curfew/Vagrancy	0	0
Disorderly Conduct	4	0
DUI	62	0
Drunkenness	34	0
Family-Non Violent	1	0
Liquor Law Violation	30	10
Peeping Tom	1	0
Runaway	0	0
Trespass	3	0
All Other Offense	2	0
Total Group B	137	10

TIBRS Group A Offenses	Offenses		Arrests	
	Reported	Cleared	Adult	Juvenile
Crimes Against Persons				
Murder	0	0	0	0
Negligent Manslaughter	0	0	0	0
Kidnapping/Abduction	0	0	0	0
Forcible Rape	0	0	0	0
Forcible Sodomy	0	0	0	0
Sexual Assault w/Object	0	0	0	0
Forcible Fondling	2	1	0	0
Incest	0	0	0	0
Statutory Rape	0	0	0	0
Aggravated Assault	16	8	3	0
Simple Assault	40	34	14	0
Intimidation	19	13	3	1
Stalking	0	0	0	0
Crimes Against Property				
Arson	0	0	0	0
Bribery	0	0	0	0
Burglary	43	10	4	0
Counterfeiting/Forgery	28	16	6	0
Destruction/Damage/Vandalism	65	10	5	0
Embezzlement	1	1	0	0
Extortion/Blackmail	0	0	0	0
Fraud - False Pretenses	8	7	7	0
Fraud - Credit Card/ATM	1	1	0	0
Fraud - Impersonation	3	3	2	0
Fraud - Welfare	0	0	0	0
Fraud - Wire	0	0	0	0
Motor Vehicle Theft	4	2	1	0
Robbery	1	0	0	0
Stolen Property Offense	0	0	0	0
Theft - Pocket Picking	0	0	0	0
Theft - Purse Snatching	0	0	0	0
Theft - Shoplifting	24	16	13	6
Theft from Building	6	2	2	0
Theft from Coin Machine	1	0	0	0
Theft from Motor Vehicle	32	10	6	0
Theft of Motor Vehicle Parts	24	3	1	0
Theft - All Other Larceny	32	7	8	1
Crimes Against Society				
Drug/Narcotic Violations	21	21	23	0
Drug/Narcotic Equipment Violations	13	13	0	1
Gambling-Betting/Wagering	0	0	0	0
Gambling-Operating/Promoting	0	0	0	0
Gambling-Equipment Violation	0	0	0	0
Gambling-Sports Tampering	0	0	0	0
Pornography/Obscene Materials	0	0	0	0
Prostitution	0	0	0	0
Prostitution-Assisting/Promoting	0	0	0	0
Weapon Law Violations	6	5	2	0
Total Group A Offenses	390	183	100	9



LaFollette Police Department

2002 Population Estimate 7,970

Offense Overview

Offense Total 1,029
Number Cleared 453
Percent Cleared 44.0%

Group A Crimes per 100,000 population 12,910.9

Arrest Overview

Total Arrests 717
Adult Arrests 640
Juvenile Arrests 77
Unknown Age 0

Arrests per 100,000 population 8,996.2

Avg. number offenses/incident 1.12

Domestic Violence Victims

Offense	Total	Arrests
Murder	0	0
Aggravated Assault	16	8
Simple Assault	90	49
Intimidation	13	1
Stalking	0	0
Forcible Rape	0	0
Forcible Sodomy	0	0
Sexual Assault w/Object	2	0
Forcible Fondling	0	0
Incest	0	0
Statutory Rape	0	0
Kidnapping/Abduction	1	3
Total	122	61

TIBRS Group B Arrests

Offense	Adult	Juvenile
Bad Checks	0	0
Curfew/Vagrancy	0	11
Disorderly Conduct	11	8
DUI	78	1
Drunkenness	103	3
Family-Non Violent	2	0
Liquor Law Violation	18	0
Peeping Tom	0	0
Runaway	0	4
Trespass	24	1
All Other Offense	42	0
Total Group B	278	28

TIBRS Group A Offenses	Offenses		Arrests	
	Reported	Cleared	Adult	Juvenile
Crimes Against Persons				
Murder	0	0	0	0
Negligent Manslaughter	0	0	0	0
Kidnapping/Abduction	1	1	2	1
Forcible Rape	6	2	1	0
Forcible Sodomy	3	0	0	0
Sexual Assault w/Object	3	0	0	0
Forcible Fondling	6	1	0	0
Incest	0	0	0	0
Statutory Rape	0	0	0	0
Aggravated Assault	62	34	29	0
Simple Assault	192	105	91	7
Intimidation	21	5	3	0
Stalking	0	0	0	0
Crimes Against Property				
Arson	3	0	0	0
Bribery	0	0	0	0
Burglary	144	23	22	10
Counterfeiting/Forgery	45	17	17	0
Destruction/Damage/Vandalism	89	24	12	4
Embezzlement	3	0	0	0
Extortion/Blackmail	0	0	0	0
Fraud - False Pretenses	21	10	11	1
Fraud - Credit Card/ATM	3	0	0	0
Fraud - Impersonation	3	2	2	0
Fraud - Welfare	0	0	0	0
Fraud - Wire	0	0	0	0
Motor Vehicle Theft	33	9	7	1
Robbery	4	1	1	0
Stolen Property Offense	3	1	2	0
Theft - Pocket Picking	0	0	0	0
Theft - Purse Snatching	1	0	0	0
Theft - Shoplifting	33	28	30	4
Theft from Building	50	11	9	2
Theft from Coin Machine	4	1	0	0
Theft from Motor Vehicle	62	8	4	2
Theft of Motor Vehicle Parts	37	4	3	1
Theft - All Other Larceny	38	8	7	2
Crimes Against Society				
Drug/Narcotic Violations	104	103	104	14
Drug/Narcotic Equipment Violations	44	44	3	0
Gambling-Betting/Wagering	0	0	0	0
Gambling-Operating/Promoting	0	0	0	0
Gambling-Equipment Violation	0	0	0	0
Gambling-Sports Tampering	0	0	0	0
Pornography/Obscene Materials	0	0	0	0
Prostitution	1	1	0	0
Prostitution-Assisting/Promoting	0	0	0	0
Weapon Law Violations	10	10	2	0
Total Group A Offenses	1,029	453	362	49



LaGrange Police Department

2002 Population Estimate 139

Offense Overview

Offense Total 36
Number Cleared 35
Percent Cleared 97.2%

Group A Crimes per 100,000 population 25,899.3

Arrest Overview

Total Arrests 29
Adult Arrests 22
Juvenile Arrests 7
Unknown Age 0

Arrests per 100,000 population 20,863.3

Avg. number offenses/incident 1.24

Domestic Violence Victims

Offense	Total	Arrests
Murder	0	0
Aggravated Assault	0	0
Simple Assault	0	0
Intimidation	0	0
Stalking	0	0
Forcible Rape	0	0
Forcible Sodomy	0	0
Sexual Assault w/Object	0	0
Forcible Fondling	0	0
Incest	0	0
Statutory Rape	0	0
Kidnapping/Abduction	0	0
Total	0	0

TIBRS Group B Arrests

Offense	Adult	Juvenile
Bad Checks	0	0
Curfew/Vagrancy	0	0
Disorderly Conduct	0	0
DUI	1	0
Drunkenness	0	0
Family-Non Violent	0	0
Liquor Law Violation	0	0
Peeping Tom	0	0
Runaway	0	0
Trespass	0	0
All Other Offense	0	0
Total Group B	1	0

TIBRS Group A Offenses	Offenses		Arrests	
	Reported	Cleared	Adult	Juvenile
Crimes Against Persons				
Murder	0	0	0	0
Negligent Manslaughter	0	0	0	0
Kidnapping/Abduction	0	0	0	0
Forcible Rape	0	0	0	0
Forcible Sodomy	0	0	0	0
Sexual Assault w/Object	0	0	0	0
Forcible Fondling	0	0	0	0
Incest	0	0	0	0
Statutory Rape	0	0	0	0
Aggravated Assault	0	0	0	0
Simple Assault	0	0	1	0
Intimidation	1	1	0	0
Stalking	0	0	0	0
Crimes Against Property				
Arson	0	0	0	0
Bribery	0	0	0	0
Burglary	0	0	0	0
Counterfeiting/Forgery	0	0	0	0
Destruction/Damage/Vandalism	0	0	0	0
Embezzlement	0	0	0	0
Extortion/Blackmail	0	0	0	0
Fraud - False Pretenses	0	0	0	0
Fraud - Credit Card/ATM	0	0	0	0
Fraud - Impersonation	2	2	2	0
Fraud - Welfare	0	0	0	0
Fraud - Wire	0	0	0	0
Motor Vehicle Theft	0	0	0	0
Robbery	0	0	0	0
Stolen Property Offense	0	0	0	0
Theft - Pocket Picking	0	0	0	0
Theft - Purse Snatching	0	0	0	0
Theft - Shoplifting	0	0	0	0
Theft from Building	0	0	0	0
Theft from Coin Machine	0	0	0	0
Theft from Motor Vehicle	0	0	0	0
Theft of Motor Vehicle Parts	0	0	0	0
Theft - All Other Larceny	0	0	0	0
Crimes Against Society				
Drug/Narcotic Violations	17	17	11	5
Drug/Narcotic Equipment Violations	9	8	1	1
Gambling-Betting/Wagering	0	0	0	0
Gambling-Operating/Promoting	0	0	0	0
Gambling-Equipment Violation	0	0	0	0
Gambling-Sports Tampering	0	0	0	0
Pornography/Obscene Materials	0	0	0	0
Prostitution	0	0	0	0
Prostitution-Assisting/Promoting	0	0	0	0
Weapon Law Violations	7	7	6	1
Total Group A Offenses	36	35	21	7



Lake City Police Department

2002 Population Estimate 1,866

Offense Overview

Offense Total 326
Number Cleared 168
Percent Cleared 51.5%

Group A Crimes per 100,000 population 17,470.5

Arrest Overview

Total Arrests 203
Adult Arrests 173
Juvenile Arrests 30
Unknown Age 0

Arrests per 100,000 population 10,878.9

Avg. number offenses/incident 1.13

Domestic Violence Victims

Offense	Total	Arrests
Murder	0	0
Aggravated Assault	0	0
Simple Assault	10	9
Intimidation	0	0
Stalking	0	0
Forcible Rape	0	0
Forcible Sodomy	0	0
Sexual Assault w/Object	0	0
Forcible Fondling	0	0
Incest	0	0
Statutory Rape	0	0
Kidnapping/Abduction	0	0
Total	10	9

TIBRS Group B Arrests

Offense	Adult	Juvenile
Bad Checks	0	0
Curfew/Vagrancy	0	3
Disorderly Conduct	3	0
DUI	12	0
Drunkenness	16	0
Family-Non Violent	0	0
Liquor Law Violation	4	2
Peeping Tom	0	0
Runaway	0	0
Trespass	6	0
All Other Offense	14	5
Total Group B	55	10

TIBRS Group A Offenses	Offenses		Arrests	
	Reported	Cleared	Adult	Juvenile
Crimes Against Persons				
Murder	0	0	0	0
Negligent Manslaughter	0	0	0	0
Kidnapping/Abduction	1	1	2	0
Forcible Rape	0	0	0	0
Forcible Sodomy	0	0	0	0
Sexual Assault w/Object	0	0	0	0
Forcible Fondling	0	0	0	0
Incest	0	0	0	0
Statutory Rape	0	0	0	0
Aggravated Assault	5	3	1	4
Simple Assault	59	38	22	4
Intimidation	3	1	1	0
Stalking	0	0	0	0
Crimes Against Property				
Arson	2	1	0	1
Bribery	0	0	0	0
Burglary	30	9	7	2
Counterfeiting/Forgery	4	3	3	0
Destruction/Damage/Vandalism	36	5	5	0
Embezzlement	2	0	0	0
Extortion/Blackmail	0	0	0	0
Fraud - False Pretenses	2	2	0	0
Fraud - Credit Card/ATM	1	0	0	0
Fraud - Impersonation	3	3	2	1
Fraud - Welfare	0	0	0	0
Fraud - Wire	0	0	0	0
Motor Vehicle Theft	8	2	2	0
Robbery	3	2	3	0
Stolen Property Offense	0	0	2	0
Theft - Pocket Picking	0	0	0	0
Theft - Purse Snatching	0	0	0	1
Theft - Shoplifting	14	12	11	0
Theft from Building	22	5	3	0
Theft from Coin Machine	4	1	3	0
Theft from Motor Vehicle	32	1	1	0
Theft of Motor Vehicle Parts	10	0	0	0
Theft - All Other Larceny	12	6	5	4
Crimes Against Society				
Drug/Narcotic Violations	45	45	43	3
Drug/Narcotic Equipment Violations	26	26	1	0
Gambling-Betting/Wagering	0	0	0	0
Gambling-Operating/Promoting	0	0	0	0
Gambling-Equipment Violation	0	0	0	0
Gambling-Sports Tampering	0	0	0	0
Pornography/Obscene Materials	0	0	0	0
Prostitution	0	0	0	0
Prostitution-Assisting/Promoting	0	0	0	0
Weapon Law Violations	2	2	1	0
Total Group A Offenses	326	168	118	20



Lakewood Police Department

2002 Population Estimate **2,367**

Offense Overview

Offense Total 176
 Number Cleared 39
 Percent Cleared 22.2%

Group A Crimes per 100,000
 population 7,435.6

Arrest Overview

Total Arrests 164
 Adult Arrests 145
 Juvenile Arrests 18
 Unknown Age 1

Arrests per 100,000 population 6,928.6

Avg. number offenses/incident 1.25

Domestic Violence Victims

Offense	Total	Arrests
Murder	0	0
Aggravated Assault	4	3
Simple Assault	7	0
Intimidation	5	0
Stalking	0	0
Forcible Rape	0	0
Forcible Sodomy	0	0
Sexual Assault w/Object	0	0
Forcible Fondling	0	0
Incest	0	0
Statutory Rape	0	0
Kidnapping/Abduction	0	0
Total	16	3

TIBRS Group B Arrests

Offense	Adult	Juvenile
Bad Checks	0	0
Curfew/Vagrancy	0	0
Disorderly Conduct	10	0
DUI	22	0
Drunkenness	6	0
Family-Non Violent	0	0
Liquor Law Violation	4	2
Peeping Tom	0	0
Runaway	0	3
Trespass	2	0
All Other Offense	85	4
Total Group B	129	9

TIBRS Group A Offenses	Offenses		Arrests	
	Reported	Cleared	Adult	Juvenile
Crimes Against Persons				
Murder	0	0	0	0
Negligent Manslaughter	0	0	0	0
Kidnapping/Abduction	0	0	0	0
Forcible Rape	0	0	0	0
Forcible Sodomy	0	0	0	0
Sexual Assault w/Object	0	0	0	0
Forcible Fondling	2	1	0	0
Incest	0	0	0	0
Statutory Rape	1	0	0	0
Aggravated Assault	21	6	5	0
Simple Assault	21	6	0	0
Intimidation	9	2	0	0
Stalking	0	0	0	0
Crimes Against Property				
Arson	1	0	0	0
Bribery	0	0	0	0
Burglary	19	3	0	5
Counterfeiting/Forgery	0	0	0	0
Destruction/Damage/Vandalism	26	3	0	2
Embezzlement	0	0	0	0
Extortion/Blackmail	0	0	0	0
Fraud - False Pretenses	5	0	0	0
Fraud - Credit Card/ATM	1	0	0	0
Fraud - Impersonation	2	0	0	0
Fraud - Welfare	0	0	0	0
Fraud - Wire	0	0	0	0
Motor Vehicle Theft	11	2	0	0
Robbery	1	0	0	0
Stolen Property Offense	0	0	0	0
Theft - Pocket Picking	0	0	0	0
Theft - Purse Snatching	0	0	0	0
Theft - Shoplifting	2	1	0	0
Theft from Building	1	0	0	0
Theft from Coin Machine	0	0	0	0
Theft from Motor Vehicle	8	0	0	0
Theft of Motor Vehicle Parts	2	0	0	0
Theft - All Other Larceny	22	2	1	2
Crimes Against Society				
Drug/Narcotic Violations	12	7	8	0
Drug/Narcotic Equipment Violations	7	4	2	0
Gambling-Betting/Wagering	0	0	0	0
Gambling-Operating/Promoting	0	0	0	0
Gambling-Equipment Violation	0	0	0	0
Gambling-Sports Tampering	0	0	0	0
Pornography/Obscene Materials	0	0	0	0
Prostitution	0	0	0	0
Prostitution-Assisting/Promoting	0	0	0	0
Weapon Law Violations	2	2	0	0
Total Group A Offenses	176	39	16	9



LaVergne Police Department

2002 Population Estimate 21,506

Offense Overview

Offense Total 1,572
Number Cleared 446
Percent Cleared 28.4%

Group A Crimes per 100,000 population 7,309.6

Arrest Overview

Total Arrests 544
Adult Arrests 484
Juvenile Arrests 58
Unknown Age 2

Arrests per 100,000 population 2,529.5

Avg. number offenses/incident 1.19

Domestic Violence Victims

Offense	Total	Arrests
Murder	1	1
Aggravated Assault	45	22
Simple Assault	106	60
Intimidation	0	0
Stalking	2	0
Forcible Rape	2	1
Forcible Sodomy	0	0
Sexual Assault w/Object	5	0
Forcible Fondling	3	0
Incest	0	0
Statutory Rape	0	0
Kidnapping/Abduction	1	0
Total	165	84

TIBRS Group B Arrests

Offense	Adult	Juvenile
Bad Checks	0	0
Curfew/Vagrancy	0	0
Disorderly Conduct	6	0
DUI	104	0
Drunkenness	27	0
Family-Non Violent	4	0
Liquor Law Violation	1	0
Peeping Tom	0	0
Runaway	0	4
Trespass	1	0
All Other Offense	21	4
Total Group B	164	8

TIBRS Group A Offenses	Offenses		Arrests	
	Reported	Cleared	Adult	Juvenile
Crimes Against Persons				
Murder	1	1	1	0
Negligent Manslaughter	0	0	0	0
Kidnapping/Abduction	5	1	2	0
Forcible Rape	12	4	1	0
Forcible Sodomy	1	0	0	0
Sexual Assault w/Object	12	3	0	0
Forcible Fondling	4	0	0	0
Incest	0	0	0	0
Statutory Rape	5	1	1	0
Aggravated Assault	137	62	52	5
Simple Assault	245	111	90	8
Intimidation	1	0	0	0
Stalking	5	0	0	0
Crimes Against Property				
Arson	6	2	2	3
Bribery	0	0	0	0
Burglary	158	20	14	8
Counterfeiting/Forgery	22	3	1	0
Destruction/Damage/Vandalism	230	6	1	2
Embezzlement	1	0	0	0
Extortion/Blackmail	0	0	0	0
Fraud - False Pretenses	12	2	3	0
Fraud - Credit Card/ATM	8	0	0	0
Fraud - Impersonation	12	1	1	0
Fraud - Welfare	0	0	0	0
Fraud - Wire	0	0	0	0
Motor Vehicle Theft	69	4	2	0
Robbery	8	0	0	0
Stolen Property Offense	5	2	2	0
Theft - Pocket Picking	0	0	0	0
Theft - Purse Snatching	0	0	0	0
Theft - Shoplifting	19	8	7	0
Theft from Building	81	4	3	1
Theft from Coin Machine	0	0	0	0
Theft from Motor Vehicle	99	9	5	9
Theft of Motor Vehicle Parts	29	0	0	0
Theft - All Other Larceny	176	10	8	2
Crimes Against Society				
Drug/Narcotic Violations	126	117	114	11
Drug/Narcotic Equipment Violations	70	64	7	1
Gambling-Betting/Wagering	0	0	0	0
Gambling-Operating/Promoting	0	0	0	0
Gambling-Equipment Violation	0	0	0	0
Gambling-Sports Tampering	0	0	0	0
Pornography/Obscene Materials	1	0	0	0
Prostitution	0	0	0	0
Prostitution-Assisting/Promoting	0	0	0	0
Weapon Law Violations	12	11	3	0
Total Group A Offenses	1,572	446	320	50



Lawrenceburg Police Department

2002 Population Estimate 10,801

Offense Overview

Offense Total 2,991
Number Cleared 1,396
Percent Cleared 46.7%

Group A Crimes per 100,000 population 27,691.9

Arrest Overview

Total Arrests 1,073
Adult Arrests 1,026
Juvenile Arrests 47
Unknown Age 0

Arrests per 100,000 population 9,934.3

Avg. number offenses/incident 1.25

Domestic Violence Victims

Offense	Total	Arrests
Murder	0	0
Aggravated Assault	38	11
Simple Assault	179	56
Intimidation	204	7
Stalking	12	0
Forcible Rape	3	1
Forcible Sodomy	1	0
Sexual Assault w/Object	0	0
Forcible Fondling	2	0
Incest	0	0
Statutory Rape	0	0
Kidnapping/Abduction	5	3
Total	444	78

TIBRS Group B Arrests

Offense	Adult	Juvenile
Bad Checks	1	0
Curfew/Vagrancy	0	4
Disorderly Conduct	9	2
DUI	118	0
Drunkenness	103	1
Family-Non Violent	19	0
Liquor Law Violation	15	3
Peeping Tom	0	0
Runaway	0	4
Trespass	9	0
All Other Offense	81	2
Total Group B	355	16

TIBRS Group A Offenses	Offenses		Arrests	
	Reported	Cleared	Adult	Juvenile
Crimes Against Persons				
Murder	3	3	3	0
Negligent Manslaughter	0	0	0	0
Kidnapping/Abduction	8	5	3	0
Forcible Rape	4	1	1	0
Forcible Sodomy	1	0	0	0
Sexual Assault w/Object	0	0	0	0
Forcible Fondling	7	2	0	0
Incest	0	0	0	0
Statutory Rape	3	2	0	0
Aggravated Assault	151	98	36	0
Simple Assault	502	348	150	7
Intimidation	469	162	18	0
Stalking	32	27	4	0
Crimes Against Property				
Arson	9	2	2	0
Bribery	0	0	0	0
Burglary	156	26	19	0
Counterfeiting/Forgery	66	12	9	0
Destruction/Damage/Vandalism	295	62	9	0
Embezzlement	3	2	1	0
Extortion/Blackmail	0	0	0	0
Fraud - False Pretenses	71	15	9	0
Fraud - Credit Card/ATM	10	2	0	0
Fraud - Impersonation	12	4	3	0
Fraud - Welfare	0	0	0	0
Fraud - Wire	0	0	0	0
Motor Vehicle Theft	43	9	5	0
Robbery	4	2	3	0
Stolen Property Offense	6	5	4	0
Theft - Pocket Picking	1	0	0	0
Theft - Purse Snatching	1	0	0	0
Theft - Shoplifting	84	38	33	3
Theft from Building	115	24	8	0
Theft from Coin Machine	4	0	0	0
Theft from Motor Vehicle	102	6	6	0
Theft of Motor Vehicle Parts	62	3	2	0
Theft - All Other Larceny	227	24	12	1
Crimes Against Society				
Drug/Narcotic Violations	312	299	294	16
Drug/Narcotic Equipment Violations	185	176	16	3
Gambling-Betting/Wagering	0	0	0	0
Gambling-Operating/Promoting	0	0	0	0
Gambling-Equipment Violation	2	2	2	0
Gambling-Sports Tampering	0	0	0	0
Pornography/Obscene Materials	0	0	0	0
Prostitution	0	0	0	0
Prostitution-Assisting/Promoting	0	0	0	0
Weapon Law Violations	41	35	19	1
Total Group A Offenses	2,991	1,396	671	31



Lebanon Police Department

2002 Population Estimate **20,853**

Offense Overview

Offense Total 3,083
 Number Cleared 1,065
 Percent Cleared 34.5%

Group A Crimes per 100,000
 population 14,784.4

Arrest Overview

Total Arrests 1,587
 Adult Arrests 1,431
 Juvenile Arrests 156
 Unknown Age 0

Arrests per 100,000 population 7,610.4

Avg. number offenses/incident 1.18

Domestic Violence Victims

Offense	Total	Arrests
Murder	0	0
Aggravated Assault	31	14
Simple Assault	136	77
Intimidation	10	0
Stalking	1	1
Forcible Rape	1	0
Forcible Sodomy	0	0
Sexual Assault w/Object	1	1
Forcible Fondling	5	0
Incest	0	0
Statutory Rape	0	0
Kidnapping/Abduction	0	0
Total	185	93

TIBRS Group B Arrests

Offense	Adult	Juvenile
Bad Checks	0	0
Curfew/Vagrancy	0	0
Disorderly Conduct	38	3
DUI	121	2
Drunkenness	256	1
Family-Non Violent	1	0
Liquor Law Violation	33	1
Peeping Tom	0	0
Runaway	0	5
Trespass	24	0
All Other Offense	140	13
Total Group B	613	25

TIBRS Group A Offenses	Offenses		Arrests	
	Reported	Cleared	Adult	Juvenile
Crimes Against Persons				
Murder	3	3	4	0
Negligent Manslaughter	0	0	0	0
Kidnapping/Abduction	1	0	0	0
Forcible Rape	11	4	2	0
Forcible Sodomy	0	0	0	0
Sexual Assault w/Object	8	4	5	1
Forcible Fondling	11	4	0	0
Incest	0	0	0	0
Statutory Rape	2	1	1	0
Aggravated Assault	137	60	50	2
Simple Assault	434	246	203	10
Intimidation	79	5	0	0
Stalking	6	3	4	0
Crimes Against Property				
Arson	2	0	0	0
Bribery	3	3	1	0
Burglary	211	33	25	43
Counterfeiting/Forgery	75	22	17	0
Destruction/Damage/Vandalism	436	29	11	1
Embezzlement	3	0	0	0
Extortion/Blackmail	0	0	0	0
Fraud - False Pretenses	41	13	11	1
Fraud - Credit Card/ATM	22	7	6	1
Fraud - Impersonation	50	31	18	0
Fraud - Welfare	0	0	0	0
Fraud - Wire	0	0	0	0
Motor Vehicle Theft	94	15	10	4
Robbery	18	6	6	0
Stolen Property Offense	3	2	1	0
Theft - Pocket Picking	1	0	0	0
Theft - Purse Snatching	7	2	4	0
Theft - Shoplifting	179	120	92	46
Theft from Building	29	2	4	3
Theft from Coin Machine	11	0	0	0
Theft from Motor Vehicle	145	9	4	0
Theft of Motor Vehicle Parts	136	10	3	0
Theft - All Other Larceny	492	61	47	10
Crimes Against Society				
Drug/Narcotic Violations	240	205	207	7
Drug/Narcotic Equipment Violations	151	133	65	1
Gambling-Betting/Wagering	0	0	0	0
Gambling-Operating/Promoting	1	0	0	0
Gambling-Equipment Violation	1	0	0	0
Gambling-Sports Tampering	0	0	0	0
Pornography/Obscene Materials	2	1	1	0
Prostitution	4	4	3	0
Prostitution-Assisting/Promoting	0	0	0	0
Weapon Law Violations	34	27	13	1
Total Group A Offenses	3,083	1,065	818	131



Lenoir City Police Department

2002 Population Estimate **7,097**

Offense Overview

Offense Total 906
 Number Cleared 236
 Percent Cleared 26.0%

Group A Crimes per 100,000
 population 12,766.0

Arrest Overview

Total Arrests 450
 Adult Arrests 358
 Juvenile Arrests 71
 Unknown Age 21

Arrests per 100,000 population 6,340.7

Avg. number offenses/incident 1.05

Domestic Violence Victims

Offense	Total	Arrests
Murder	0	0
Aggravated Assault	5	3
Simple Assault	32	19
Intimidation	9	2
Stalking	0	0
Forcible Rape	0	0
Forcible Sodomy	0	0
Sexual Assault w/Object	0	0
Forcible Fondling	0	0
Incest	0	0
Statutory Rape	0	0
Kidnapping/Abduction	0	0
Total	46	24

TIBRS Group B Arrests

Offense	Adult	Juvenile
Bad Checks	0	0
Curfew/Vagrancy	0	0
Disorderly Conduct	1	13
DUI	39	1
Drunkenness	83	4
Family-Non Violent	0	1
Liquor Law Violation	7	2
Peeping Tom	0	0
Runaway	0	0
Trespass	6	0
All Other Offense	38	11
Total Group B	174	32

TIBRS Group A Offenses	Offenses		Arrests	
	Reported	Cleared	Adult	Juvenile
Crimes Against Persons				
Murder	0	0	0	0
Negligent Manslaughter	0	0	0	0
Kidnapping/Abduction	0	0	0	0
Forcible Rape	5	3	3	0
Forcible Sodomy	1	0	0	0
Sexual Assault w/Object	0	0	0	0
Forcible Fondling	7	1	1	0
Incest	0	0	0	0
Statutory Rape	4	4	4	0
Aggravated Assault	32	16	11	4
Simple Assault	109	49	38	11
Intimidation	81	8	2	3
Stalking	0	0	0	0
Crimes Against Property				
Arson	2	0	0	0
Bribery	0	0	0	0
Burglary	53	4	2	0
Counterfeiting/Forgery	26	5	5	0
Destruction/Damage/Vandalism	88	8	2	3
Embezzlement	0	0	0	0
Extortion/Blackmail	0	0	0	0
Fraud - False Pretenses	5	0	0	0
Fraud - Credit Card/ATM	14	1	1	0
Fraud - Impersonation	9	2	2	0
Fraud - Welfare	0	0	0	0
Fraud - Wire	0	0	0	0
Motor Vehicle Theft	34	1	0	1
Robbery	6	1	2	0
Stolen Property Offense	0	0	0	0
Theft - Pocket Picking	1	0	0	0
Theft - Purse Snatching	2	0	0	0
Theft - Shoplifting	62	53	49	0
Theft from Building	146	22	18	7
Theft from Coin Machine	8	2	2	0
Theft from Motor Vehicle	49	2	1	1
Theft of Motor Vehicle Parts	7	0	0	0
Theft - All Other Larceny	104	3	3	0
Crimes Against Society				
Drug/Narcotic Violations	36	36	28	9
Drug/Narcotic Equipment Violations	12	12	9	0
Gambling-Betting/Wagering	0	0	0	0
Gambling-Operating/Promoting	0	0	0	0
Gambling-Equipment Violation	0	0	0	0
Gambling-Sports Tampering	0	0	0	0
Pornography/Obscene Materials	0	0	0	0
Prostitution	0	0	0	0
Prostitution-Assisting/Promoting	0	0	0	0
Weapon Law Violations	3	3	1	0
Total Group A Offenses	906	236	184	39



Lewisburg Police Department

2002 Population Estimate 10,745

Offense Overview

Offense Total 1,091
Number Cleared 338
Percent Cleared 31.0%

Group A Crimes per 100,000 population 10,153.6

Arrest Overview

Total Arrests 667
Adult Arrests 622
Juvenile Arrests 45
Unknown Age 0

Arrests per 100,000 population 6,207.5

Avg. number offenses/incident 1.06

Domestic Violence Victims

Offense	Total	Arrests
Murder	1	1
Aggravated Assault	3	2
Simple Assault	104	66
Intimidation	18	0
Stalking	0	0
Forcible Rape	0	0
Forcible Sodomy	0	0
Sexual Assault w/Object	0	0
Forcible Fondling	1	0
Incest	0	0
Statutory Rape	1	0
Kidnapping/Abduction	0	0
Total	128	69

TIBRS Group B Arrests

Offense	Adult	Juvenile
Bad Checks	1	0
Curfew/Vagrancy	0	0
Disorderly Conduct	10	3
DUI	101	2
Drunkenness	81	2
Family-Non Violent	2	0
Liquor Law Violation	11	2
Peeping Tom	0	0
Runaway	0	1
Trespass	14	3
All Other Offense	98	0
Total Group B	318	13

TIBRS Group A Offenses	Offenses		Arrests	
	Reported	Cleared	Adult	Juvenile
Crimes Against Persons				
Murder	2	2	2	0
Negligent Manslaughter	0	0	0	0
Kidnapping/Abduction	2	2	5	0
Forcible Rape	2	1	0	0
Forcible Sodomy	0	0	0	0
Sexual Assault w/Object	0	0	0	0
Forcible Fondling	4	2	2	0
Incest	0	0	0	0
Statutory Rape	5	2	2	0
Aggravated Assault	33	21	18	0
Simple Assault	248	146	136	6
Intimidation	108	8	4	0
Stalking	1	0	0	0
Crimes Against Property				
Arson	0	0	0	0
Bribery	0	0	0	0
Burglary	101	10	12	0
Counterfeiting/Forgery	19	6	6	0
Destruction/Damage/Vandalism	123	12	10	3
Embezzlement	0	0	0	0
Extortion/Blackmail	0	0	0	0
Fraud - False Pretenses	10	2	1	0
Fraud - Credit Card/ATM	6	0	1	0
Fraud - Impersonation	4	2	2	0
Fraud - Welfare	0	0	0	0
Fraud - Wire	0	0	0	0
Motor Vehicle Theft	19	4	3	1
Robbery	11	4	7	1
Stolen Property Offense	0	0	1	0
Theft - Pocket Picking	0	0	0	0
Theft - Purse Snatching	0	0	0	0
Theft - Shoplifting	26	21	19	5
Theft from Building	64	4	2	6
Theft from Coin Machine	10	0	0	0
Theft from Motor Vehicle	61	5	8	1
Theft of Motor Vehicle Parts	45	2	2	1
Theft - All Other Larceny	108	4	3	3
Crimes Against Society				
Drug/Narcotic Violations	50	49	46	3
Drug/Narcotic Equipment Violations	23	23	7	1
Gambling-Betting/Wagering	0	0	0	0
Gambling-Operating/Promoting	0	0	0	0
Gambling-Equipment Violation	0	0	0	0
Gambling-Sports Tampering	0	0	0	0
Pornography/Obscene Materials	0	0	0	0
Prostitution	0	0	0	0
Prostitution-Assisting/Promoting	0	0	0	0
Weapon Law Violations	6	6	5	1
Total Group A Offenses	1,091	338	304	32



Lexington Police Department

2002 Population Estimate **7,410**

Offense Overview

Offense Total 1,445
 Number Cleared 549
 Percent Cleared 38.0%

Group A Crimes per 100,000
 population 19,500.7

Arrest Overview

Total Arrests 712
 Adult Arrests 650
 Juvenile Arrests 62
 Unknown Age 0

Arrests per 100,000 population 9,608.6

Avg. number offenses/incident 1.20

Domestic Violence Victims

Offense	Total	Arrests
Murder	0	0
Aggravated Assault	19	11
Simple Assault	75	53
Intimidation	7	1
Stalking	0	0
Forcible Rape	0	0
Forcible Sodomy	0	0
Sexual Assault w/Object	0	0
Forcible Fondling	0	0
Incest	0	0
Statutory Rape	0	0
Kidnapping/Abduction	0	0
Total	101	65

TIBRS Group B Arrests

Offense	Adult	Juvenile
Bad Checks	0	0
Curfew/Vagrancy	0	10
Disorderly Conduct	22	3
DUI	59	1
Drunkenness	82	0
Family-Non Violent	0	0
Liquor Law Violation	7	2
Peeping Tom	0	0
Runaway	0	8
Trespass	0	0
All Other Offense	26	0
Total Group B	196	24

TIBRS Group A Offenses	Offenses		Arrests	
	Reported	Cleared	Adult	Juvenile
Crimes Against Persons				
Murder	0	0	0	0
Negligent Manslaughter	0	0	0	0
Kidnapping/Abduction	0	0	0	0
Forcible Rape	1	0	0	0
Forcible Sodomy	0	0	0	0
Sexual Assault w/Object	0	0	0	0
Forcible Fondling	3	1	1	0
Incest	0	0	0	0
Statutory Rape	1	0	0	0
Aggravated Assault	65	45	33	1
Simple Assault	213	125	110	6
Intimidation	45	5	3	0
Stalking	0	0	0	0
Crimes Against Property				
Arson	1	0	0	0
Bribery	0	0	0	0
Burglary	152	27	28	0
Counterfeiting/Forgery	104	38	38	0
Destruction/Damage/Vandalism	162	20	6	4
Embezzlement	10	8	8	0
Extortion/Blackmail	0	0	0	0
Fraud - False Pretenses	122	38	0	0
Fraud - Credit Card/ATM	0	0	0	0
Fraud - Impersonation	6	3	1	0
Fraud - Welfare	0	0	0	0
Fraud - Wire	0	0	0	0
Motor Vehicle Theft	44	15	9	5
Robbery	12	5	5	1
Stolen Property Offense	1	1	1	0
Theft - Pocket Picking	0	0	0	0
Theft - Purse Snatching	0	0	0	0
Theft - Shoplifting	71	61	55	15
Theft from Building	83	7	8	0
Theft from Coin Machine	2	0	0	0
Theft from Motor Vehicle	63	14	14	0
Theft of Motor Vehicle Parts	46	1	0	1
Theft - All Other Larceny	103	5	1	0
Crimes Against Society				
Drug/Narcotic Violations	96	94	122	4
Drug/Narcotic Equipment Violations	28	27	7	1
Gambling-Betting/Wagering	0	0	0	0
Gambling-Operating/Promoting	0	0	0	0
Gambling-Equipment Violation	0	0	0	0
Gambling-Sports Tampering	0	0	0	0
Pornography/Obscene Materials	1	0	0	0
Prostitution	0	0	0	0
Prostitution-Assisting/Promoting	0	0	0	0
Weapon Law Violations	10	9	4	0
Total Group A Offenses	1,445	549	454	38



Livingston Police Department

2002 Population Estimate **3,470**

Offense Overview

Offense Total 337
 Number Cleared 187
 Percent Cleared 55.5%

Group A Crimes per 100,000
 population 9,711.8

Arrest Overview

Total Arrests 226
 Adult Arrests 215
 Juvenile Arrests 11
 Unknown Age 0

Arrests per 100,000 population 6,513.0

Avg. number offenses/incident 1.08

Domestic Violence Victims

Offense	Total	Arrests
Murder	0	0
Aggravated Assault	5	5
Simple Assault	9	9
Intimidation	0	0
Stalking	0	0
Forcible Rape	1	1
Forcible Sodomy	0	0
Sexual Assault w/Object	0	0
Forcible Fondling	0	0
Incest	0	0
Statutory Rape	0	0
Kidnapping/Abduction	0	0
Total	15	15

TIBRS Group B Arrests

Offense	Adult	Juvenile
Bad Checks	2	0
Curfew/Vagrancy	0	0
Disorderly Conduct	5	0
DUI	23	0
Drunkenness	25	0
Family-Non Violent	0	2
Liquor Law Violation	9	2
Peeping Tom	0	0
Runaway	0	2
Trespass	2	0
All Other Offense	20	1
Total Group B	86	7

TIBRS Group A Offenses	Offenses		Arrests	
	Reported	Cleared	Adult	Juvenile
Crimes Against Persons				
Murder	0	0	0	0
Negligent Manslaughter	0	0	0	0
Kidnapping/Abduction	0	0	0	0
Forcible Rape	1	1	1	0
Forcible Sodomy	0	0	0	0
Sexual Assault w/Object	0	0	0	0
Forcible Fondling	0	0	0	0
Incest	0	0	0	0
Statutory Rape	0	0	0	0
Aggravated Assault	17	15	12	0
Simple Assault	39	34	31	0
Intimidation	3	1	1	0
Stalking	1	1	0	0
Crimes Against Property				
Arson	1	0	0	0
Bribery	0	0	0	0
Burglary	17	3	2	0
Counterfeiting/Forgery	70	51	26	0
Destruction/Damage/Vandalism	42	1	1	0
Embezzlement	4	2	1	0
Extortion/Blackmail	0	0	0	0
Fraud - False Pretenses	6	4	4	0
Fraud - Credit Card/ATM	0	0	0	0
Fraud - Impersonation	0	0	0	0
Fraud - Welfare	0	0	0	0
Fraud - Wire	1	1	1	0
Motor Vehicle Theft	8	3	3	0
Robbery	3	2	0	0
Stolen Property Offense	0	0	0	0
Theft - Pocket Picking	0	0	0	0
Theft - Purse Snatching	1	1	1	0
Theft - Shoplifting	14	13	9	3
Theft from Building	17	3	3	0
Theft from Coin Machine	5	0	0	0
Theft from Motor Vehicle	21	2	0	0
Theft of Motor Vehicle Parts	2	0	0	0
Theft - All Other Larceny	16	2	1	0
Crimes Against Society				
Drug/Narcotic Violations	36	35	26	1
Drug/Narcotic Equipment Violations	11	11	5	0
Gambling-Betting/Wagering	0	0	0	0
Gambling-Operating/Promoting	0	0	0	0
Gambling-Equipment Violation	0	0	0	0
Gambling-Sports Tampering	0	0	0	0
Pornography/Obscene Materials	0	0	0	0
Prostitution	0	0	0	0
Prostitution-Assisting/Promoting	0	0	0	0
Weapon Law Violations	1	1	1	0
Total Group A Offenses	337	187	129	4



Lookout Mountain Police Department

2002 Population Estimate 1,953

Offense Overview

Offense Total 28
Number Cleared 4
Percent Cleared 14.3%

Group A Crimes per 100,000 population 1,433.7

Arrest Overview

Total Arrests 26
Adult Arrests 17
Juvenile Arrests 9
Unknown Age 0

Arrests per 100,000 population 1,331.3

Avg. number offenses/incident 1.00

Domestic Violence Victims

Offense	Total	Arrests
Murder	0	0
Aggravated Assault	0	0
Simple Assault	1	0
Intimidation	0	0
Stalking	0	0
Forcible Rape	0	0
Forcible Sodomy	0	0
Sexual Assault w/Object	0	0
Forcible Fondling	0	0
Incest	0	0
Statutory Rape	0	0
Kidnapping/Abduction	0	0
Total	1	0

TIBRS Group B Arrests

Offense	Adult	Juvenile
Bad Checks	0	0
Curfew/Vagrancy	0	0
Disorderly Conduct	0	0
DUI	1	0
Drunkenness	0	0
Family-Non Violent	0	0
Liquor Law Violation	14	9
Peeping Tom	0	0
Runaway	0	0
Trespass	0	0
All Other Offense	0	0
Total Group B	15	9

TIBRS Group A Offenses	Offenses		Arrests	
	Reported	Cleared	Adult	Juvenile
Crimes Against Persons				
Murder	0	0	0	0
Negligent Manslaughter	0	0	0	0
Kidnapping/Abduction	0	0	0	0
Forcible Rape	0	0	0	0
Forcible Sodomy	0	0	0	0
Sexual Assault w/Object	0	0	0	0
Forcible Fondling	0	0	0	0
Incest	0	0	0	0
Statutory Rape	0	0	0	0
Aggravated Assault	1	0	0	0
Simple Assault	3	2	0	0
Intimidation	2	0	0	0
Stalking	0	0	0	0
Crimes Against Property				
Arson	0	0	0	0
Bribery	0	0	0	0
Burglary	8	0	0	0
Counterfeiting/Forgery	0	0	0	0
Destruction/Damage/Vandalism	2	0	0	0
Embezzlement	0	0	0	0
Extortion/Blackmail	0	0	0	0
Fraud - False Pretenses	1	0	0	0
Fraud - Credit Card/ATM	0	0	0	0
Fraud - Impersonation	0	0	0	0
Fraud - Welfare	0	0	0	0
Fraud - Wire	0	0	0	0
Motor Vehicle Theft	1	0	0	0
Robbery	0	0	0	0
Stolen Property Offense	0	0	0	0
Theft - Pocket Picking	0	0	0	0
Theft - Purse Snatching	0	0	0	0
Theft - Shoplifting	0	0	0	0
Theft from Building	4	0	0	0
Theft from Coin Machine	1	0	0	0
Theft from Motor Vehicle	2	0	0	0
Theft of Motor Vehicle Parts	0	0	0	0
Theft - All Other Larceny	2	1	1	0
Crimes Against Society				
Drug/Narcotic Violations	1	1	0	0
Drug/Narcotic Equipment Violations	0	0	1	0
Gambling-Betting/Wagering	0	0	0	0
Gambling-Operating/Promoting	0	0	0	0
Gambling-Equipment Violation	0	0	0	0
Gambling-Sports Tampering	0	0	0	0
Pornography/Obscene Materials	0	0	0	0
Prostitution	0	0	0	0
Prostitution-Assisting/Promoting	0	0	0	0
Weapon Law Violations	0	0	0	0
Total Group A Offenses	28	4	2	0



Loretto Police Department

2002 Population Estimate 1,683

Offense Overview

Offense Total 93
 Number Cleared 5
 Percent Cleared 5.4%

Group A Crimes per 100,000
 population 5,525.8

Arrest Overview

Total Arrests 10
 Adult Arrests 10
 Juvenile Arrests 0
 Unknown Age 0

Arrests per 100,000 population 594.2

Avg. number offenses/incident 1.03

Domestic Violence Victims

Offense	Total	Arrests
Murder	0	0
Aggravated Assault	2	0
Simple Assault	7	0
Intimidation	4	0
Stalking	0	0
Forcible Rape	0	0
Forcible Sodomy	0	0
Sexual Assault w/Object	0	0
Forcible Fondling	0	0
Incest	0	0
Statutory Rape	0	0
Kidnapping/Abduction	0	0
Total	13	0

TIBRS Group B Arrests

Offense	Adult	Juvenile
Bad Checks	0	0
Curfew/Vagrancy	0	0
Disorderly Conduct	0	0
DUI	2	0
Drunkenness	4	0
Family-Non Violent	0	0
Liquor Law Violation	0	0
Peeping Tom	0	0
Runaway	0	0
Trespass	0	0
All Other Offense	0	0
Total Group B	6	0

TIBRS Group A Offenses	Offenses		Arrests	
	Reported	Cleared	Adult	Juvenile
Crimes Against Persons				
Murder	0	0	0	0
Negligent Manslaughter	0	0	0	0
Kidnapping/Abduction	0	0	0	0
Forcible Rape	1	0	0	0
Forcible Sodomy	0	0	0	0
Sexual Assault w/Object	0	0	0	0
Forcible Fondling	0	0	0	0
Incest	0	0	0	0
Statutory Rape	0	0	0	0
Aggravated Assault	7	0	0	0
Simple Assault	11	1	0	0
Intimidation	14	0	0	0
Stalking	0	0	0	0
Crimes Against Property				
Arson	0	0	0	0
Bribery	0	0	0	0
Burglary	8	2	2	0
Counterfeiting/Forgery	1	0	0	0
Destruction/Damage/Vandalism	18	0	0	0
Embezzlement	0	0	0	0
Extortion/Blackmail	0	0	0	0
Fraud - False Pretenses	1	0	0	0
Fraud - Credit Card/ATM	1	0	0	0
Fraud - Impersonation	0	0	0	0
Fraud - Welfare	0	0	0	0
Fraud - Wire	0	0	0	0
Motor Vehicle Theft	3	0	0	0
Robbery	0	0	0	0
Stolen Property Offense	0	0	0	0
Theft - Pocket Picking	0	0	0	0
Theft - Purse Snatching	0	0	0	0
Theft - Shoplifting	1	1	2	0
Theft from Building	4	0	0	0
Theft from Coin Machine	0	0	0	0
Theft from Motor Vehicle	8	0	0	0
Theft of Motor Vehicle Parts	3	0	0	0
Theft - All Other Larceny	12	1	0	0
Crimes Against Society				
Drug/Narcotic Violations	0	0	0	0
Drug/Narcotic Equipment Violations	0	0	0	0
Gambling-Betting/Wagering	0	0	0	0
Gambling-Operating/Promoting	0	0	0	0
Gambling-Equipment Violation	0	0	0	0
Gambling-Sports Tampering	0	0	0	0
Pornography/Obscene Materials	0	0	0	0
Prostitution	0	0	0	0
Prostitution-Assisting/Promoting	0	0	0	0
Weapon Law Violations	0	0	0	0
Total Group A Offenses	93	5	4	0



Loudon Police Department

2002 Population Estimate 4,569

Offense Overview

Offense Total 611
Number Cleared 207
Percent Cleared 33.9%

Group A Crimes per 100,000 population 13,372.7

Arrest Overview

Total Arrests 393
Adult Arrests 375
Juvenile Arrests 9
Unknown Age 9

Arrests per 100,000 population 8,601.4

Avg. number offenses/incident 1.08

Domestic Violence Victims

Offense	Total	Arrests
Murder	0	0
Aggravated Assault	13	9
Simple Assault	50	23
Intimidation	17	1
Stalking	1	0
Forcible Rape	0	0
Forcible Sodomy	0	0
Sexual Assault w/Object	0	0
Forcible Fondling	0	0
Incest	0	0
Statutory Rape	0	0
Kidnapping/Abduction	0	0
Total	81	33

TIBRS Group B Arrests

Offense	Adult	Juvenile
Bad Checks	0	0
Curfew/Vagrancy	0	0
Disorderly Conduct	15	0
DUI	119	1
Drunkenness	95	0
Family-Non Violent	1	0
Liquor Law Violation	12	0
Peeping Tom	0	0
Runaway	0	0
Trespass	5	0
All Other Offense	24	1
Total Group B	271	2

TIBRS Group A Offenses	Offenses		Arrests	
	Reported	Cleared	Adult	Juvenile
Crimes Against Persons				
Murder	0	0	0	0
Negligent Manslaughter	0	0	0	0
Kidnapping/Abduction	0	0	0	0
Forcible Rape	0	0	0	0
Forcible Sodomy	0	0	0	0
Sexual Assault w/Object	0	0	0	0
Forcible Fondling	2	1	1	0
Incest	0	0	0	0
Statutory Rape	0	0	0	0
Aggravated Assault	25	21	13	0
Simple Assault	82	36	21	4
Intimidation	73	6	2	0
Stalking	1	0	0	0
Crimes Against Property				
Arson	0	0	0	0
Bribery	0	0	0	0
Burglary	42	5	3	0
Counterfeiting/Forgery	14	4	1	0
Destruction/Damage/Vandalism	45	1	0	0
Embezzlement	2	0	0	0
Extortion/Blackmail	0	0	0	0
Fraud - False Pretenses	6	0	0	0
Fraud - Credit Card/ATM	2	1	0	0
Fraud - Impersonation	3	2	1	0
Fraud - Welfare	0	0	0	0
Fraud - Wire	2	0	0	0
Motor Vehicle Theft	8	4	2	0
Robbery	2	1	0	0
Stolen Property Offense	0	0	0	0
Theft - Pocket Picking	0	0	0	0
Theft - Purse Snatching	0	0	0	0
Theft - Shoplifting	22	9	2	1
Theft from Building	40	6	6	0
Theft from Coin Machine	6	3	0	0
Theft from Motor Vehicle	24	2	0	0
Theft of Motor Vehicle Parts	10	1	0	0
Theft - All Other Larceny	106	10	4	1
Crimes Against Society				
Drug/Narcotic Violations	68	68	41	1
Drug/Narcotic Equipment Violations	22	22	5	0
Gambling-Betting/Wagering	0	0	0	0
Gambling-Operating/Promoting	0	0	0	0
Gambling-Equipment Violation	0	0	0	0
Gambling-Sports Tampering	0	0	0	0
Pornography/Obscene Materials	0	0	0	0
Prostitution	0	0	0	0
Prostitution-Assisting/Promoting	0	0	0	0
Weapon Law Violations	4	4	2	0
Total Group A Offenses	611	207	104	7



Lynnville Police Department

2002 Population Estimate 340

Offense Overview

Offense Total 6
Number Cleared 0
Percent Cleared 0.0%

Group A Crimes per 100,000 population 1,764.7

Arrest Overview

Total Arrests 0
Adult Arrests 0
Juvenile Arrests 0
Unknown Age 0

Arrests per 100,000 population 0.0

Avg. number offenses/incident 1.00

Domestic Violence Victims

Offense	Total	Arrests
Murder	0	0
Aggravated Assault	0	0
Simple Assault	0	0
Intimidation	0	0
Stalking	0	0
Forcible Rape	0	0
Forcible Sodomy	0	0
Sexual Assault w/Object	0	0
Forcible Fondling	0	0
Incest	0	0
Statutory Rape	0	0
Kidnapping/Abduction	0	0
Total	0	0

TIBRS Group B Arrests

Offense	Adult	Juvenile
Bad Checks	0	0
Curfew/Vagrancy	0	0
Disorderly Conduct	0	0
DUI	0	0
Drunkenness	0	0
Family-Non Violent	0	0
Liquor Law Violation	0	0
Peeping Tom	0	0
Runaway	0	0
Trespass	0	0
All Other Offense	0	0
Total Group B	0	0

TIBRS Group A Offenses	Offenses		Arrests	
	Reported	Cleared	Adult	Juvenile
Crimes Against Persons				
Murder	0	0	0	0
Negligent Manslaughter	0	0	0	0
Kidnapping/Abduction	0	0	0	0
Forcible Rape	0	0	0	0
Forcible Sodomy	0	0	0	0
Sexual Assault w/Object	0	0	0	0
Forcible Fondling	0	0	0	0
Incest	0	0	0	0
Statutory Rape	0	0	0	0
Aggravated Assault	0	0	0	0
Simple Assault	0	0	0	0
Intimidation	1	0	0	0
Stalking	0	0	0	0
Crimes Against Property				
Arson	0	0	0	0
Bribery	0	0	0	0
Burglary	1	0	0	0
Counterfeiting/Forgery	0	0	0	0
Destruction/Damage/Vandalism	1	0	0	0
Embezzlement	0	0	0	0
Extortion/Blackmail	0	0	0	0
Fraud - False Pretenses	2	0	0	0
Fraud - Credit Card/ATM	0	0	0	0
Fraud - Impersonation	0	0	0	0
Fraud - Welfare	0	0	0	0
Fraud - Wire	0	0	0	0
Motor Vehicle Theft	1	0	0	0
Robbery	0	0	0	0
Stolen Property Offense	0	0	0	0
Theft - Pocket Picking	0	0	0	0
Theft - Purse Snatching	0	0	0	0
Theft - Shoplifting	0	0	0	0
Theft from Building	0	0	0	0
Theft from Coin Machine	0	0	0	0
Theft from Motor Vehicle	0	0	0	0
Theft of Motor Vehicle Parts	0	0	0	0
Theft - All Other Larceny	0	0	0	0
Crimes Against Society				
Drug/Narcotic Violations	0	0	0	0
Drug/Narcotic Equipment Violations	0	0	0	0
Gambling-Betting/Wagering	0	0	0	0
Gambling-Operating/Promoting	0	0	0	0
Gambling-Equipment Violation	0	0	0	0
Gambling-Sports Tampering	0	0	0	0
Pornography/Obscene Materials	0	0	0	0
Prostitution	0	0	0	0
Prostitution-Assisting/Promoting	0	0	0	0
Weapon Law Violations	0	0	0	0
Total Group A Offenses	6	0	0	0



Madisonville Police Department

2002 Population Estimate **4,007**

Offense Overview

Offense Total 762
 Number Cleared 372
 Percent Cleared 48.8%

Group A Crimes per 100,000
 population 19,016.7

Arrest Overview

Total Arrests 269
 Adult Arrests 242
 Juvenile Arrests 24
 Unknown Age 3

Arrests per 100,000 population 6,713.3

Avg. number offenses/incident 1.05

Domestic Violence Victims

Offense	Total	Arrests
Murder	0	0
Aggravated Assault	10	3
Simple Assault	20	6
Intimidation	21	14
Stalking	0	0
Forcible Rape	0	0
Forcible Sodomy	0	0
Sexual Assault w/Object	0	0
Forcible Fondling	0	0
Incest	0	0
Statutory Rape	0	0
Kidnapping/Abduction	0	0
Total	51	23

TIBRS Group B Arrests

Offense	Adult	Juvenile
Bad Checks	0	0
Curfew/Vagrancy	0	0
Disorderly Conduct	2	0
DUI	9	0
Drunkenness	55	0
Family-Non Violent	0	0
Liquor Law Violation	7	0
Peeping Tom	0	0
Runaway	0	2
Trespass	4	1
All Other Offense	9	0
Total Group B	86	3

TIBRS Group A Offenses	Offenses		Arrests	
	Reported	Cleared	Adult	Juvenile
Crimes Against Persons				
Murder	0	0	0	0
Negligent Manslaughter	0	0	0	0
Kidnapping/Abduction	0	0	0	0
Forcible Rape	1	1	0	0
Forcible Sodomy	1	1	0	0
Sexual Assault w/Object	0	0	0	0
Forcible Fondling	0	0	0	0
Incest	0	0	0	0
Statutory Rape	0	0	0	0
Aggravated Assault	33	28	13	0
Simple Assault	71	59	32	0
Intimidation	113	93	27	0
Stalking	5	4	1	0
Crimes Against Property				
Arson	1	1	1	0
Bribery	0	0	0	0
Burglary	50	3	1	0
Counterfeiting/Forgery	18	5	3	0
Destruction/Damage/Vandalism	95	25	4	2
Embezzlement	0	0	0	0
Extortion/Blackmail	0	0	0	0
Fraud - False Pretenses	11	8	6	0
Fraud - Credit Card/ATM	1	0	0	0
Fraud - Impersonation	0	0	0	0
Fraud - Welfare	0	0	0	0
Fraud - Wire	0	0	0	0
Motor Vehicle Theft	28	3	1	0
Robbery	1	1	0	0
Stolen Property Offense	0	0	0	0
Theft - Pocket Picking	1	0	0	0
Theft - Purse Snatching	5	0	0	0
Theft - Shoplifting	50	42	30	16
Theft from Building	32	12	1	0
Theft from Coin Machine	3	1	1	0
Theft from Motor Vehicle	39	1	0	0
Theft of Motor Vehicle Parts	22	2	1	0
Theft - All Other Larceny	126	27	9	1
Crimes Against Society				
Drug/Narcotic Violations	29	29	13	2
Drug/Narcotic Equipment Violations	22	22	12	0
Gambling-Betting/Wagering	0	0	0	0
Gambling-Operating/Promoting	0	0	0	0
Gambling-Equipment Violation	0	0	0	0
Gambling-Sports Tampering	0	0	0	0
Pornography/Obscene Materials	0	0	0	0
Prostitution	0	0	0	0
Prostitution-Assisting/Promoting	0	0	0	0
Weapon Law Violations	4	4	0	0
Total Group A Offenses	762	372	156	21



Manchester Police Department

2002 Population Estimate **8,830**

Offense Overview

Offense Total 1,013
 Number Cleared 137
 Percent Cleared 13.5%

Group A Crimes per 100,000
 population 11,472.3

Arrest Overview

Total Arrests 329
 Adult Arrests 312
 Juvenile Arrests 17
 Unknown Age 0

Arrests per 100,000 population 3,725.9

Avg. number offenses/incident 1.04

Domestic Violence Victims

Offense	Total	Arrests
Murder	0	0
Aggravated Assault	3	0
Simple Assault	32	11
Intimidation	8	0
Stalking	2	0
Forcible Rape	0	0
Forcible Sodomy	0	0
Sexual Assault w/Object	0	0
Forcible Fondling	0	0
Incest	0	0
Statutory Rape	0	0
Kidnapping/Abduction	0	0
Total	45	11

TIBRS Group B Arrests

Offense	Adult	Juvenile
Bad Checks	0	0
Curfew/Vagrancy	0	0
Disorderly Conduct	21	4
DUI	27	0
Drunkenness	84	1
Family-Non Violent	0	0
Liquor Law Violation	1	0
Peeping Tom	1	0
Runaway	0	0
Trespass	1	0
All Other Offense	46	2
Total Group B	181	7

TIBRS Group A Offenses	Offenses		Arrests	
	Reported	Cleared	Adult	Juvenile
Crimes Against Persons				
Murder	1	0	0	0
Negligent Manslaughter	0	0	0	0
Kidnapping/Abduction	0	0	0	0
Forcible Rape	2	0	0	0
Forcible Sodomy	2	1	1	0
Sexual Assault w/Object	0	0	0	0
Forcible Fondling	5	0	0	0
Incest	0	0	0	0
Statutory Rape	0	0	0	0
Aggravated Assault	33	11	12	0
Simple Assault	120	36	31	2
Intimidation	41	2	1	1
Stalking	6	1	1	0
Crimes Against Property				
Arson	2	0	0	0
Bribery	0	0	0	0
Burglary	131	4	3	3
Counterfeiting/Forgery	8	1	1	0
Destruction/Damage/Vandalism	137	3	1	0
Embezzlement	1	1	1	0
Extortion/Blackmail	0	0	0	0
Fraud - False Pretenses	18	1	1	0
Fraud - Credit Card/ATM	1	0	0	0
Fraud - Impersonation	1	0	0	0
Fraud - Welfare	0	0	0	0
Fraud - Wire	0	0	0	0
Motor Vehicle Theft	28	3	3	0
Robbery	16	2	4	0
Stolen Property Offense	1	1	1	0
Theft - Pocket Picking	2	1	1	0
Theft - Purse Snatching	1	0	0	0
Theft - Shoplifting	20	9	10	1
Theft from Building	63	2	3	0
Theft from Coin Machine	22	1	2	0
Theft from Motor Vehicle	107	10	4	1
Theft of Motor Vehicle Parts	43	2	3	0
Theft - All Other Larceny	166	11	9	1
Crimes Against Society				
Drug/Narcotic Violations	19	18	21	1
Drug/Narcotic Equipment Violations	12	12	13	0
Gambling-Betting/Wagering	0	0	0	0
Gambling-Operating/Promoting	0	0	0	0
Gambling-Equipment Violation	0	0	0	0
Gambling-Sports Tampering	0	0	0	0
Pornography/Obscene Materials	0	0	0	0
Prostitution	0	0	0	0
Prostitution-Assisting/Promoting	0	0	0	0
Weapon Law Violations	4	4	4	0
Total Group A Offenses	1,013	137	131	10



Martin Police Department

2002 Population Estimate **10,199**

Offense Overview

Offense Total 789
 Number Cleared 246
 Percent Cleared 31.2%

Group A Crimes per 100,000
 population 7,736.1

Arrest Overview

Total Arrests 436
 Adult Arrests 419
 Juvenile Arrests 17
 Unknown Age 0

Arrests per 100,000 population 4,274.9

Avg. number offenses/incident 1.06

Domestic Violence Victims

Offense	Total	Arrests
Murder	0	0
Aggravated Assault	3	3
Simple Assault	19	16
Intimidation	3	2
Stalking	0	0
Forcible Rape	0	0
Forcible Sodomy	0	0
Sexual Assault w/Object	0	0
Forcible Fondling	0	0
Incest	0	0
Statutory Rape	0	0
Kidnapping/Abduction	0	0
Total	25	21

TIBRS Group B Arrests

Offense	Adult	Juvenile
Bad Checks	1	0
Curfew/Vagrancy	0	0
Disorderly Conduct	16	2
DUI	55	0
Drunkenness	31	0
Family-Non Violent	0	0
Liquor Law Violation	54	4
Peeping Tom	0	0
Runaway	0	0
Trespass	3	0
All Other Offense	20	0
Total Group B	180	6

TIBRS Group A Offenses	Offenses		Arrests	
	Reported	Cleared	Adult	Juvenile
Crimes Against Persons				
Murder	0	0	0	0
Negligent Manslaughter	0	0	0	0
Kidnapping/Abduction	2	1	0	0
Forcible Rape	4	3	3	0
Forcible Sodomy	0	0	0	0
Sexual Assault w/Object	0	0	0	0
Forcible Fondling	2	1	1	0
Incest	1	0	0	0
Statutory Rape	1	1	1	0
Aggravated Assault	33	25	20	0
Simple Assault	127	47	43	3
Intimidation	70	4	4	0
Stalking	6	1	1	0
Crimes Against Property				
Arson	1	1	1	0
Bribery	0	0	0	0
Burglary	47	5	5	1
Counterfeiting/Forgery	50	22	28	0
Destruction/Damage/Vandalism	110	8	6	0
Embezzlement	7	6	4	0
Extortion/Blackmail	0	0	0	0
Fraud - False Pretenses	17	3	4	0
Fraud - Credit Card/ATM	6	3	1	0
Fraud - Impersonation	3	2	2	0
Fraud - Welfare	0	0	0	0
Fraud - Wire	0	0	0	0
Motor Vehicle Theft	8	4	1	2
Robbery	9	6	8	0
Stolen Property Offense	0	0	0	0
Theft - Pocket Picking	0	0	0	0
Theft - Purse Snatching	2	1	1	0
Theft - Shoplifting	26	17	18	1
Theft from Building	42	4	5	0
Theft from Coin Machine	0	0	0	0
Theft from Motor Vehicle	37	1	1	0
Theft of Motor Vehicle Parts	15	2	2	0
Theft - All Other Larceny	94	11	15	2
Crimes Against Society				
Drug/Narcotic Violations	45	45	52	2
Drug/Narcotic Equipment Violations	9	9	4	0
Gambling-Betting/Wagering	0	0	0	0
Gambling-Operating/Promoting	0	0	0	0
Gambling-Equipment Violation	0	0	0	0
Gambling-Sports Tampering	0	0	0	0
Pornography/Obscene Materials	0	0	0	0
Prostitution	0	0	0	0
Prostitution-Assisting/Promoting	0	0	0	0
Weapon Law Violations	15	13	8	0
Total Group A Offenses	789	246	239	11



Maryville Police Department

2002 Population Estimate 24,106

Offense Overview

Offense Total 1,469
Number Cleared 582
Percent Cleared 39.6%

Group A Crimes per 100,000 population 6,093.9

Arrest Overview

Total Arrests 684
Adult Arrests 549
Juvenile Arrests 135
Unknown Age 0

Arrests per 100,000 population 2,837.5

Avg. number offenses/incident 1.08

Domestic Violence Victims

Offense	Total	Arrests
Murder	1	0
Aggravated Assault	7	5
Simple Assault	92	37
Intimidation	0	0
Stalking	0	0
Forcible Rape	3	0
Forcible Sodomy	0	0
Sexual Assault w/Object	0	0
Forcible Fondling	2	0
Incest	0	0
Statutory Rape	0	0
Kidnapping/Abduction	0	0
Total	105	42

TIBRS Group B Arrests

Offense	Adult	Juvenile
Bad Checks	0	0
Curfew/Vagrancy	0	0
Disorderly Conduct	7	2
DUI	90	2
Drunkenness	95	1
Family-Non Violent	0	0
Liquor Law Violation	8	4
Peeping Tom	0	0
Runaway	0	25
Trespass	4	0
All Other Offense	7	11
Total Group B	211	45

TIBRS Group A Offenses	Offenses		Arrests	
	Reported	Cleared	Adult	Juvenile
Crimes Against Persons				
Murder	2	2	1	0
Negligent Manslaughter	0	0	0	0
Kidnapping/Abduction	2	2	1	0
Forcible Rape	22	11	4	0
Forcible Sodomy	1	1	0	0
Sexual Assault w/Object	0	0	0	0
Forcible Fondling	11	3	1	0
Incest	0	0	0	0
Statutory Rape	8	5	5	0
Aggravated Assault	42	33	18	4
Simple Assault	234	154	63	12
Intimidation	1	1	0	0
Stalking	3	2	1	0
Crimes Against Property				
Arson	5	0	0	0
Bribery	0	0	0	0
Burglary	123	27	18	2
Counterfeiting/Forgery	25	12	10	0
Destruction/Damage/Vandalism	211	39	11	10
Embezzlement	20	8	5	6
Extortion/Blackmail	1	1	2	0
Fraud - False Pretenses	59	16	11	0
Fraud - Credit Card/ATM	15	5	2	0
Fraud - Impersonation	6	6	4	2
Fraud - Welfare	0	0	0	0
Fraud - Wire	0	0	0	0
Motor Vehicle Theft	43	10	10	0
Robbery	16	8	10	2
Stolen Property Offense	0	0	0	0
Theft - Pocket Picking	0	0	0	0
Theft - Purse Snatching	0	0	0	0
Theft - Shoplifting	102	77	51	33
Theft from Building	109	31	18	5
Theft from Coin Machine	16	1	1	0
Theft from Motor Vehicle	98	12	2	0
Theft of Motor Vehicle Parts	64	5	4	1
Theft - All Other Larceny	126	8	7	1
Crimes Against Society				
Drug/Narcotic Violations	76	74	66	11
Drug/Narcotic Equipment Violations	25	25	10	1
Gambling-Betting/Wagering	0	0	0	0
Gambling-Operating/Promoting	0	0	0	0
Gambling-Equipment Violation	0	0	0	0
Gambling-Sports Tampering	0	0	0	0
Pornography/Obscene Materials	0	0	0	0
Prostitution	0	0	0	0
Prostitution-Assisting/Promoting	0	0	0	0
Weapon Law Violations	3	3	2	0
Total Group A Offenses	1,469	582	338	90



Mason Police Department

2002 Population Estimate **1,136**

Offense Overview

Offense Total 159
 Number Cleared 100
 Percent Cleared 62.9%

Group A Crimes per 100,000
 population 13,996.5

Arrest Overview

Total Arrests 133
 Adult Arrests 123
 Juvenile Arrests 10
 Unknown Age 0

Arrests per 100,000 population 11,707.7

Avg. number offenses/incident 1.26

Domestic Violence Victims

Offense	Total	Arrests
Murder	0	0
Aggravated Assault	2	2
Simple Assault	5	2
Intimidation	0	0
Stalking	0	0
Forcible Rape	0	0
Forcible Sodomy	0	0
Sexual Assault w/Object	0	0
Forcible Fondling	0	0
Incest	0	0
Statutory Rape	0	0
Kidnapping/Abduction	0	0
Total	7	4

TIBRS Group B Arrests

Offense	Adult	Juvenile
Bad Checks	0	0
Curfew/Vagrancy	0	0
Disorderly Conduct	0	0
DUI	10	0
Drunkenness	6	0
Family-Non Violent	0	0
Liquor Law Violation	5	4
Peeping Tom	0	0
Runaway	0	0
Trespass	1	0
All Other Offense	29	0
Total Group B	51	4

TIBRS Group A Offenses	Offenses		Arrests	
	Reported	Cleared	Adult	Juvenile
Crimes Against Persons				
Murder	0	0	0	0
Negligent Manslaughter	0	0	0	0
Kidnapping/Abduction	0	0	0	0
Forcible Rape	0	0	0	0
Forcible Sodomy	0	0	0	0
Sexual Assault w/Object	0	0	0	0
Forcible Fondling	0	0	0	0
Incest	0	0	0	0
Statutory Rape	0	0	0	0
Aggravated Assault	12	8	4	0
Simple Assault	27	17	14	1
Intimidation	8	8	2	0
Stalking	0	0	0	0
Crimes Against Property				
Arson	2	1	0	0
Bribery	0	0	0	0
Burglary	6	2	1	0
Counterfeiting/Forgery	5	3	3	0
Destruction/Damage/Vandalism	14	3	2	0
Embezzlement	0	0	0	0
Extortion/Blackmail	0	0	0	0
Fraud - False Pretenses	2	1	0	0
Fraud - Credit Card/ATM	1	0	0	0
Fraud - Impersonation	1	1	1	0
Fraud - Welfare	0	0	0	0
Fraud - Wire	0	0	0	0
Motor Vehicle Theft	6	3	3	0
Robbery	1	0	0	0
Stolen Property Offense	1	1	0	0
Theft - Pocket Picking	0	0	0	0
Theft - Purse Snatching	0	0	0	0
Theft - Shoplifting	0	0	0	0
Theft from Building	5	2	1	1
Theft from Coin Machine	2	0	0	0
Theft from Motor Vehicle	2	0	0	0
Theft of Motor Vehicle Parts	2	0	0	0
Theft - All Other Larceny	7	1	2	0
Crimes Against Society				
Drug/Narcotic Violations	41	35	33	4
Drug/Narcotic Equipment Violations	10	10	4	0
Gambling-Betting/Wagering	0	0	0	0
Gambling-Operating/Promoting	0	0	0	0
Gambling-Equipment Violation	0	0	0	0
Gambling-Sports Tampering	0	0	0	0
Pornography/Obscene Materials	0	0	0	0
Prostitution	0	0	0	0
Prostitution-Assisting/Promoting	0	0	0	0
Weapon Law Violations	4	4	2	0
Total Group A Offenses	159	100	72	6



Maury City Police Department

2002 Population Estimate **713**

Offense Overview

Offense Total 28
 Number Cleared 13
 Percent Cleared 46.4%

Group A Crimes per 100,000
 population 3,927.1

Arrest Overview

Total Arrests 13
 Adult Arrests 13
 Juvenile Arrests 0
 Unknown Age 0

Arrests per 100,000 population 1,823.3

Avg. number offenses/incident 1.17

Domestic Violence Victims

Offense	Total	Arrests
Murder	0	0
Aggravated Assault	0	0
Simple Assault	0	0
Intimidation	0	0
Stalking	0	0
Forcible Rape	0	0
Forcible Sodomy	0	0
Sexual Assault w/Object	0	0
Forcible Fondling	0	0
Incest	0	0
Statutory Rape	0	0
Kidnapping/Abduction	0	0
Total	0	0

TIBRS Group B Arrests

Offense	Adult	Juvenile
Bad Checks	0	0
Curfew/Vagrancy	0	0
Disorderly Conduct	0	0
DUI	0	0
Drunkenness	1	0
Family-Non Violent	0	0
Liquor Law Violation	0	0
Peeping Tom	0	0
Runaway	0	0
Trespass	0	0
All Other Offense	2	0
Total Group B	3	0

TIBRS Group A Offenses	Offenses		Arrests	
	Reported	Cleared	Adult	Juvenile
Crimes Against Persons				
Murder	0	0	0	0
Negligent Manslaughter	0	0	0	0
Kidnapping/Abduction	0	0	0	0
Forcible Rape	1	1	1	0
Forcible Sodomy	0	0	0	0
Sexual Assault w/Object	0	0	0	0
Forcible Fondling	0	0	0	0
Incest	0	0	0	0
Statutory Rape	0	0	0	0
Aggravated Assault	2	1	1	0
Simple Assault	3	3	3	0
Intimidation	4	2	2	0
Stalking	0	0	0	0
Crimes Against Property				
Arson	0	0	0	0
Bribery	0	0	0	0
Burglary	2	0	0	0
Counterfeiting/Forgery	2	2	2	0
Destruction/Damage/Vandalism	2	0	0	0
Embezzlement	0	0	0	0
Extortion/Blackmail	0	0	0	0
Fraud - False Pretenses	2	2	0	0
Fraud - Credit Card/ATM	0	0	0	0
Fraud - Impersonation	0	0	0	0
Fraud - Welfare	0	0	0	0
Fraud - Wire	0	0	0	0
Motor Vehicle Theft	2	0	0	0
Robbery	0	0	0	0
Stolen Property Offense	0	0	0	0
Theft - Pocket Picking	0	0	0	0
Theft - Purse Snatching	0	0	0	0
Theft - Shoplifting	1	1	0	0
Theft from Building	1	0	0	0
Theft from Coin Machine	0	0	0	0
Theft from Motor Vehicle	2	0	0	0
Theft of Motor Vehicle Parts	2	0	0	0
Theft - All Other Larceny	1	0	0	0
Crimes Against Society				
Drug/Narcotic Violations	1	1	1	0
Drug/Narcotic Equipment Violations	0	0	0	0
Gambling-Betting/Wagering	0	0	0	0
Gambling-Operating/Promoting	0	0	0	0
Gambling-Equipment Violation	0	0	0	0
Gambling-Sports Tampering	0	0	0	0
Pornography/Obscene Materials	0	0	0	0
Prostitution	0	0	0	0
Prostitution-Assisting/Promoting	0	0	0	0
Weapon Law Violations	0	0	0	0
Total Group A Offenses	28	13	10	0



Maynardville Police Department

2002 Population Estimate 1,844

Offense Overview

Offense Total 86
Number Cleared 6
Percent Cleared 7.0%

Group A Crimes per 100,000 population 4,663.8

Arrest Overview

Total Arrests 32
Adult Arrests 29
Juvenile Arrests 3
Unknown Age 0

Arrests per 100,000 population 1,735.4

Avg. number offenses/incident 1.02

Domestic Violence Victims

Offense	Total	Arrests
Murder	0	0
Aggravated Assault	0	0
Simple Assault	2	0
Intimidation	0	0
Stalking	0	0
Forcible Rape	0	0
Forcible Sodomy	0	0
Sexual Assault w/Object	0	0
Forcible Fondling	0	0
Incest	0	0
Statutory Rape	0	0
Kidnapping/Abduction	0	0
Total	2	0

TIBRS Group B Arrests

Offense	Adult	Juvenile
Bad Checks	0	0
Curfew/Vagrancy	0	0
Disorderly Conduct	0	0
DUI	8	0
Drunkenness	6	0
Family-Non Violent	0	0
Liquor Law Violation	1	1
Peeping Tom	0	0
Runaway	0	0
Trespass	0	1
All Other Offense	10	1
Total Group B	25	3

TIBRS Group A Offenses	Offenses		Arrests	
	Reported	Cleared	Adult	Juvenile
Crimes Against Persons				
Murder	0	0	0	0
Negligent Manslaughter	0	0	0	0
Kidnapping/Abduction	0	0	0	0
Forcible Rape	0	0	0	0
Forcible Sodomy	0	0	0	0
Sexual Assault w/Object	0	0	0	0
Forcible Fondling	0	0	0	0
Incest	0	0	0	0
Statutory Rape	0	0	0	0
Aggravated Assault	3	0	0	0
Simple Assault	9	2	1	0
Intimidation	0	0	0	0
Stalking	0	0	0	0
Crimes Against Property				
Arson	0	0	0	0
Bribery	0	0	0	0
Burglary	7	0	0	0
Counterfeiting/Forgery	1	1	0	0
Destruction/Damage/Vandalism	29	0	0	0
Embezzlement	0	0	0	0
Extortion/Blackmail	0	0	0	0
Fraud - False Pretenses	0	0	0	0
Fraud - Credit Card/ATM	0	0	0	0
Fraud - Impersonation	0	0	0	0
Fraud - Welfare	0	0	0	0
Fraud - Wire	0	0	0	0
Motor Vehicle Theft	4	0	0	0
Robbery	0	0	0	0
Stolen Property Offense	0	0	0	0
Theft - Pocket Picking	0	0	0	0
Theft - Purse Snatching	0	0	0	0
Theft - Shoplifting	6	2	2	0
Theft from Building	12	0	0	0
Theft from Coin Machine	1	0	0	0
Theft from Motor Vehicle	1	0	0	0
Theft of Motor Vehicle Parts	4	0	0	0
Theft - All Other Larceny	8	0	0	0
Crimes Against Society				
Drug/Narcotic Violations	1	1	1	0
Drug/Narcotic Equipment Violations	0	0	0	0
Gambling-Betting/Wagering	0	0	0	0
Gambling-Operating/Promoting	0	0	0	0
Gambling-Equipment Violation	0	0	0	0
Gambling-Sports Tampering	0	0	0	0
Pornography/Obscene Materials	0	0	0	0
Prostitution	0	0	0	0
Prostitution-Assisting/Promoting	0	0	0	0
Weapon Law Violations	0	0	0	0
Total Group A Offenses	86	6	4	0



McEwen Police Department

2002 Population Estimate 1,689

Offense Overview

Offense Total 93
Number Cleared 49
Percent Cleared 52.7%

Group A Crimes per 100,000 population 5,506.2

Arrest Overview

Total Arrests 73
Adult Arrests 67
Juvenile Arrests 6
Unknown Age 0

Arrests per 100,000 population 4,322.1

Avg. number offenses/incident 1.02

Domestic Violence Victims

Offense	Total	Arrests
Murder	0	0
Aggravated Assault	0	0
Simple Assault	1	0
Intimidation	0	0
Stalking	0	0
Forcible Rape	0	0
Forcible Sodomy	0	0
Sexual Assault w/Object	0	0
Forcible Fondling	0	0
Incest	0	0
Statutory Rape	0	0
Kidnapping/Abduction	0	0
Total	1	0

TIBRS Group B Arrests

Offense	Adult	Juvenile
Bad Checks	0	0
Curfew/Vagrancy	0	0
Disorderly Conduct	0	0
DUI	12	0
Drunkenness	1	0
Family-Non Violent	0	0
Liquor Law Violation	2	0
Peeping Tom	0	0
Runaway	0	0
Trespass	0	0
All Other Offense	11	0
Total Group B	26	0

TIBRS Group A Offenses	Offenses		Arrests	
	Reported	Cleared	Adult	Juvenile
Crimes Against Persons				
Murder	0	0	0	0
Negligent Manslaughter	0	0	0	0
Kidnapping/Abduction	0	0	0	0
Forcible Rape	0	0	0	0
Forcible Sodomy	0	0	0	0
Sexual Assault w/Object	0	0	0	0
Forcible Fondling	0	0	0	0
Incest	0	0	0	0
Statutory Rape	0	0	0	0
Aggravated Assault	3	2	2	0
Simple Assault	12	8	7	0
Intimidation	0	0	0	0
Stalking	0	0	0	0
Crimes Against Property				
Arson	0	0	0	0
Bribery	0	0	0	0
Burglary	4	0	0	0
Counterfeiting/Forgery	4	1	1	0
Destruction/Damage/Vandalism	15	2	1	2
Embezzlement	0	0	0	0
Extortion/Blackmail	0	0	0	0
Fraud - False Pretenses	0	0	0	0
Fraud - Credit Card/ATM	1	0	0	0
Fraud - Impersonation	0	0	0	0
Fraud - Welfare	0	0	0	0
Fraud - Wire	0	0	0	0
Motor Vehicle Theft	0	0	0	0
Robbery	1	1	1	0
Stolen Property Offense	0	0	0	0
Theft - Pocket Picking	0	0	0	0
Theft - Purse Snatching	1	0	0	0
Theft - Shoplifting	3	3	3	0
Theft from Building	8	3	3	0
Theft from Coin Machine	0	0	0	0
Theft from Motor Vehicle	7	3	1	2
Theft of Motor Vehicle Parts	3	1	1	0
Theft - All Other Larceny	7	1	0	0
Crimes Against Society				
Drug/Narcotic Violations	20	20	18	2
Drug/Narcotic Equipment Violations	2	2	2	0
Gambling-Betting/Wagering	0	0	0	0
Gambling-Operating/Promoting	0	0	0	0
Gambling-Equipment Violation	0	0	0	0
Gambling-Sports Tampering	0	0	0	0
Pornography/Obscene Materials	0	0	0	0
Prostitution	0	0	0	0
Prostitution-Assisting/Promoting	0	0	0	0
Weapon Law Violations	2	2	1	0
Total Group A Offenses	93	49	41	6



McKenzie Police Department

2002 Population Estimate **5,338**

Offense Overview

Offense Total 490
 Number Cleared 256
 Percent Cleared 52.2%

Group A Crimes per 100,000
 population 9,179.5

Arrest Overview

Total Arrests 326
 Adult Arrests 267
 Juvenile Arrests 59
 Unknown Age 0

Arrests per 100,000 population 6,107.2

Avg. number offenses/incident 1.17

Domestic Violence Victims

Offense	Total	Arrests
Murder	0	0
Aggravated Assault	0	0
Simple Assault	12	9
Intimidation	0	0
Stalking	0	0
Forcible Rape	0	0
Forcible Sodomy	0	0
Sexual Assault w/Object	0	0
Forcible Fondling	0	0
Incest	0	0
Statutory Rape	0	0
Kidnapping/Abduction	0	0
Total	12	9

TIBRS Group B Arrests

Offense	Adult	Juvenile
Bad Checks	0	0
Curfew/Vagrancy	0	0
Disorderly Conduct	9	2
DUI	39	0
Drunkenness	11	0
Family-Non Violent	0	1
Liquor Law Violation	16	1
Peeping Tom	0	0
Runaway	0	4
Trespass	5	3
All Other Offense	7	2
Total Group B	87	13

TIBRS Group A Offenses	Offenses		Arrests	
	Reported	Cleared	Adult	Juvenile
Crimes Against Persons				
Murder	0	0	0	0
Negligent Manslaughter	0	0	0	0
Kidnapping/Abduction	0	0	0	0
Forcible Rape	4	4	1	2
Forcible Sodomy	0	0	0	0
Sexual Assault w/Object	0	0	0	0
Forcible Fondling	1	1	0	1
Incest	0	0	0	0
Statutory Rape	0	0	0	0
Aggravated Assault	8	8	6	0
Simple Assault	55	45	27	11
Intimidation	10	2	2	0
Stalking	0	0	0	0
Crimes Against Property				
Arson	0	0	0	0
Bribery	0	0	0	0
Burglary	57	22	21	4
Counterfeiting/Forgery	20	13	12	0
Destruction/Damage/Vandalism	54	11	7	4
Embezzlement	1	0	0	0
Extortion/Blackmail	0	0	0	0
Fraud - False Pretenses	20	13	4	0
Fraud - Credit Card/ATM	1	1	1	0
Fraud - Impersonation	5	1	1	0
Fraud - Welfare	0	0	0	0
Fraud - Wire	0	0	0	0
Motor Vehicle Theft	8	5	5	0
Robbery	1	0	0	0
Stolen Property Offense	0	0	0	0
Theft - Pocket Picking	1	0	0	0
Theft - Purse Snatching	1	1	1	0
Theft - Shoplifting	22	17	8	10
Theft from Building	17	5	5	2
Theft from Coin Machine	3	0	0	0
Theft from Motor Vehicle	17	1	1	0
Theft of Motor Vehicle Parts	12	2	0	5
Theft - All Other Larceny	79	12	7	3
Crimes Against Society				
Drug/Narcotic Violations	55	55	65	4
Drug/Narcotic Equipment Violations	31	31	5	0
Gambling-Betting/Wagering	0	0	0	0
Gambling-Operating/Promoting	0	0	0	0
Gambling-Equipment Violation	0	0	0	0
Gambling-Sports Tampering	0	0	0	0
Pornography/Obscene Materials	0	0	0	0
Prostitution	0	0	0	0
Prostitution-Assisting/Promoting	0	0	0	0
Weapon Law Violations	7	6	1	0
Total Group A Offenses	490	256	180	46



McMinnville Police Department

2002 Population Estimate 12,941

Offense Overview

Offense Total 1,704
Number Cleared 661
Percent Cleared 38.8%

Group A Crimes per 100,000 population 13,167.5

Arrest Overview

Total Arrests 820
Adult Arrests 655
Juvenile Arrests 165
Unknown Age 0

Arrests per 100,000 population 6,336.5

Avg. number offenses/incident 1.11

Domestic Violence Victims

Offense	Total	Arrests
Murder	0	0
Aggravated Assault	10	5
Simple Assault	101	51
Intimidation	11	0
Stalking	0	0
Forcible Rape	0	0
Forcible Sodomy	0	0
Sexual Assault w/Object	0	0
Forcible Fondling	5	1
Incest	0	0
Statutory Rape	0	0
Kidnapping/Abduction	1	1
Total	128	58

TIBRS Group B Arrests

Offense	Adult	Juvenile
Bad Checks	2	0
Curfew/Vagrancy	0	39
Disorderly Conduct	23	10
DUI	71	2
Drunkenness	53	1
Family-Non Violent	12	0
Liquor Law Violation	24	11
Peeping Tom	0	0
Runaway	0	8
Trespass	13	4
All Other Offense	32	14
Total Group B	230	89

TIBRS Group A Offenses	Offenses		Arrests	
	Reported	Cleared	Adult	Juvenile
Crimes Against Persons				
Murder	2	1	0	0
Negligent Manslaughter	0	0	0	0
Kidnapping/Abduction	3	2	2	0
Forcible Rape	6	2	0	0
Forcible Sodomy	0	0	0	0
Sexual Assault w/Object	1	0	0	0
Forcible Fondling	9	3	0	1
Incest	0	0	0	0
Statutory Rape	0	0	0	0
Aggravated Assault	45	30	16	3
Simple Assault	264	191	116	7
Intimidation	49	12	5	0
Stalking	0	0	0	0
Crimes Against Property				
Arson	3	0	0	0
Bribery	0	0	0	0
Burglary	143	17	14	5
Counterfeiting/Forgery	46	19	12	0
Destruction/Damage/Vandalism	292	37	10	29
Embezzlement	5	3	2	0
Extortion/Blackmail	0	0	0	0
Fraud - False Pretenses	27	12	6	0
Fraud - Credit Card/ATM	7	0	0	0
Fraud - Impersonation	13	11	9	1
Fraud - Welfare	0	0	0	0
Fraud - Wire	0	0	0	0
Motor Vehicle Theft	55	14	11	2
Robbery	10	5	4	0
Stolen Property Offense	0	0	0	0
Theft - Pocket Picking	4	0	0	0
Theft - Purse Snatching	0	0	0	0
Theft - Shoplifting	112	98	87	19
Theft from Building	98	27	16	1
Theft from Coin Machine	7	0	0	0
Theft from Motor Vehicle	78	5	1	2
Theft of Motor Vehicle Parts	94	7	3	1
Theft - All Other Larceny	177	18	5	0
Crimes Against Society				
Drug/Narcotic Violations	89	85	92	3
Drug/Narcotic Equipment Violations	49	46	3	0
Gambling-Betting/Wagering	0	0	0	0
Gambling-Operating/Promoting	0	0	0	0
Gambling-Equipment Violation	0	0	0	0
Gambling-Sports Tampering	0	0	0	0
Pornography/Obscene Materials	0	0	0	0
Prostitution	0	0	0	0
Prostitution-Assisting/Promoting	0	0	0	0
Weapon Law Violations	16	16	11	2
Total Group A Offenses	1,704	661	425	76



Medina Police Department

2002 Population Estimate 963

Offense Overview

Offense Total 91
Number Cleared 58
Percent Cleared 63.7%

Group A Crimes per 100,000 population 9,449.6

Arrest Overview

Total Arrests 67
Adult Arrests 51
Juvenile Arrests 16
Unknown Age 0

Arrests per 100,000 population 6,957.4

Avg. number offenses/incident 1.19

Domestic Violence Victims

Offense	Total	Arrests
Murder	0	0
Aggravated Assault	0	0
Simple Assault	11	6
Intimidation	3	2
Stalking	0	0
Forcible Rape	0	0
Forcible Sodomy	0	0
Sexual Assault w/Object	0	0
Forcible Fondling	0	0
Incest	0	0
Statutory Rape	0	0
Kidnapping/Abduction	0	0
Total	14	8

TIBRS Group B Arrests

Offense	Adult	Juvenile
Bad Checks	0	0
Curfew/Vagrancy	0	0
Disorderly Conduct	0	0
DUI	8	0
Drunkenness	5	0
Family-Non Violent	0	0
Liquor Law Violation	3	1
Peeping Tom	0	0
Runaway	0	0
Trespass	0	0
All Other Offense	3	1
Total Group B	19	2

TIBRS Group A Offenses	Offenses		Arrests	
	Reported	Cleared	Adult	Juvenile
Crimes Against Persons				
Murder	0	0	0	0
Negligent Manslaughter	0	0	0	0
Kidnapping/Abduction	1	1	1	0
Forcible Rape	0	0	0	0
Forcible Sodomy	0	0	0	0
Sexual Assault w/Object	0	0	0	0
Forcible Fondling	1	1	0	0
Incest	0	0	0	0
Statutory Rape	0	0	0	0
Aggravated Assault	4	4	2	0
Simple Assault	13	10	6	0
Intimidation	5	4	2	2
Stalking	2	0	0	0
Crimes Against Property				
Arson	0	0	0	0
Bribery	0	0	0	0
Burglary	6	0	0	0
Counterfeiting/Forgery	0	0	0	0
Destruction/Damage/Vandalism	15	4	0	7
Embezzlement	0	0	0	0
Extortion/Blackmail	0	0	0	0
Fraud - False Pretenses	0	0	0	0
Fraud - Credit Card/ATM	0	0	0	0
Fraud - Impersonation	0	0	0	0
Fraud - Welfare	0	0	0	0
Fraud - Wire	0	0	0	0
Motor Vehicle Theft	0	0	0	0
Robbery	0	0	0	0
Stolen Property Offense	0	0	0	0
Theft - Pocket Picking	0	0	0	0
Theft - Purse Snatching	0	0	0	0
Theft - Shoplifting	2	0	0	0
Theft from Building	3	0	0	0
Theft from Coin Machine	0	0	0	0
Theft from Motor Vehicle	1	0	0	0
Theft of Motor Vehicle Parts	2	0	0	0
Theft - All Other Larceny	2	0	0	0
Crimes Against Society				
Drug/Narcotic Violations	19	19	15	4
Drug/Narcotic Equipment Violations	12	12	3	1
Gambling-Betting/Wagering	0	0	0	0
Gambling-Operating/Promoting	0	0	0	0
Gambling-Equipment Violation	0	0	0	0
Gambling-Sports Tampering	0	0	0	0
Pornography/Obscene Materials	0	0	0	0
Prostitution	0	0	0	0
Prostitution-Assisting/Promoting	0	0	0	0
Weapon Law Violations	3	3	3	0
Total Group A Offenses	91	58	32	14



Memphis Police Department

2002 Population Estimate 648,882

Offense Overview

Offense Total 112,738
Number Cleared 23,651
Percent Cleared 21.0%

Group A Crimes per 100,000 population 17,374.2

Arrest Overview

Total Arrests 29,792
Adult Arrests 21,273
Juvenile Arrests 8,519
Unknown Age 0

Arrests per 100,000 population 4,591.3

Avg. number offenses/incident 1.06

Domestic Violence Victims

Offense	Total	Arrests
Murder	8	7
Aggravated Assault	864	198
Simple Assault	4,804	1,179
Intimidation	560	2
Stalking	54	0
Forcible Rape	77	6
Forcible Sodomy	17	0
Sexual Assault w/Object	2	0
Forcible Fondling	46	8
Incest	4	0
Statutory Rape	4	0
Kidnapping/Abduction	125	4
Total	6,565	1,404

TIBRS Group B Arrests

Offense	Adult	Juvenile
Bad Checks	0	0
Curfew/Vagrancy	2	487
Disorderly Conduct	1,694	2,366
DUI	1,611	16
Drunkenness	274	117
Family-Non Violent	1	0
Liquor Law Violation	192	38
Peeping Tom	0	0
Runaway	0	865
Trespass	1,287	299
All Other Offense	957	235
Total Group B	6,018	4,423

TIBRS Group A Offenses	Offenses		Arrests	
	Reported	Cleared	Adult	Juvenile
Crimes Against Persons				
Murder	126	98	87	9
Negligent Manslaughter	1	1	2	0
Kidnapping/Abduction	351	75	48	1
Forcible Rape	446	117	17	8
Forcible Sodomy	58	11	0	0
Sexual Assault w/Object	18	2	6	4
Forcible Fondling	240	54	22	6
Incest	4	1	0	0
Statutory Rape	79	21	5	0
Aggravated Assault	5,485	1,719	823	152
Simple Assault	18,509	5,521	2,823	1,359
Intimidation	3,868	332	12	10
Stalking	335	30	4	0
Crimes Against Property				
Arson	287	37	22	9
Bribery	2	2	1	0
Burglary	16,944	1,115	903	251
Counterfeiting/Forgery	1,126	245	359	16
Destruction/Damage/Vandalism	12,165	983	239	222
Embezzlement	332	76	33	6
Extortion/Blackmail	14	6	5	0
Fraud - False Pretenses	1,685	104	40	5
Fraud - Credit Card/ATM	334	17	10	2
Fraud - Impersonation	67	41	66	2
Fraud - Welfare	4	0	0	0
Fraud - Wire	35	6	0	0
Motor Vehicle Theft	7,866	947	636	185
Robbery	4,315	747	454	130
Stolen Property Offense	266	140	121	58
Theft - Pocket Picking	183	6	62	10
Theft - Purse Snatching	248	21	16	4
Theft - Shoplifting	6,024	3,350	2,439	692
Theft from Building	1,915	90	90	24
Theft from Coin Machine	66	23	16	0
Theft from Motor Vehicle	9,853	240	120	21
Theft of Motor Vehicle Parts	4,385	55	66	10
Theft - All Other Larceny	7,637	411	247	85
Crimes Against Society				
Drug/Narcotic Violations	3,894	3,670	3,069	519
Drug/Narcotic Equipment Violations	872	833	577	15
Gambling-Betting/Wagering	26	25	66	28
Gambling-Operating/Promoting	3	3	3	0
Gambling-Equipment Violation	29	28	0	2
Gambling-Sports Tampering	0	0	0	0
Pornography/Obscene Materials	0	0	0	0
Prostitution	1,102	1,068	1,151	8
Prostitution-Assisting/Promoting	91	90	10	0
Weapon Law Violations	1,448	1,290	585	243
Total Group A Offenses	112,738	23,651	15,255	4,096



Middleton Police Department

2002 Population Estimate 628

Offense Overview

Offense Total 93
Number Cleared 42
Percent Cleared 45.2%

Group A Crimes per 100,000 population 14,808.9

Arrest Overview

Total Arrests 67
Adult Arrests 37
Juvenile Arrests 29
Unknown Age 1

Arrests per 100,000 population 10,668.8

Avg. number offenses/incident 1.11

Domestic Violence Victims

Offense	Total	Arrests
Murder	0	0
Aggravated Assault	0	0
Simple Assault	7	5
Intimidation	1	1
Stalking	0	0
Forcible Rape	0	0
Forcible Sodomy	0	0
Sexual Assault w/Object	0	0
Forcible Fondling	0	0
Incest	0	0
Statutory Rape	0	0
Kidnapping/Abduction	0	0
Total	8	6

TIBRS Group B Arrests

Offense	Adult	Juvenile
Bad Checks	0	0
Curfew/Vagrancy	0	0
Disorderly Conduct	0	0
DUI	5	0
Drunkenness	3	0
Family-Non Violent	0	0
Liquor Law Violation	0	2
Peeping Tom	0	0
Runaway	0	0
Trespass	0	0
All Other Offense	1	0
Total Group B	9	2

TIBRS Group A Offenses	Offenses		Arrests	
	Reported	Cleared	Adult	Juvenile
Crimes Against Persons				
Murder	0	0	0	0
Negligent Manslaughter	0	0	0	0
Kidnapping/Abduction	0	0	0	0
Forcible Rape	0	0	0	0
Forcible Sodomy	0	0	0	0
Sexual Assault w/Object	0	0	0	0
Forcible Fondling	0	0	0	0
Incest	0	0	0	0
Statutory Rape	0	0	0	0
Aggravated Assault	2	2	2	0
Simple Assault	21	17	8	7
Intimidation	3	1	1	0
Stalking	0	0	0	0
Crimes Against Property				
Arson	0	0	0	0
Bribery	0	0	0	0
Burglary	9	1	0	0
Counterfeiting/Forgery	8	5	4	0
Destruction/Damage/Vandalism	16	2	6	11
Embezzlement	0	0	0	0
Extortion/Blackmail	0	0	0	0
Fraud - False Pretenses	4	3	1	0
Fraud - Credit Card/ATM	0	0	0	0
Fraud - Impersonation	0	0	0	0
Fraud - Welfare	0	0	0	0
Fraud - Wire	0	0	0	0
Motor Vehicle Theft	2	0	0	0
Robbery	3	2	1	3
Stolen Property Offense	0	0	0	0
Theft - Pocket Picking	0	0	0	0
Theft - Purse Snatching	0	0	0	0
Theft - Shoplifting	0	0	0	0
Theft from Building	2	0	0	0
Theft from Coin Machine	0	0	0	0
Theft from Motor Vehicle	0	0	0	0
Theft of Motor Vehicle Parts	1	0	0	0
Theft - All Other Larceny	15	2	1	0
Crimes Against Society				
Drug/Narcotic Violations	7	7	4	6
Drug/Narcotic Equipment Violations	0	0	0	0
Gambling-Betting/Wagering	0	0	0	0
Gambling-Operating/Promoting	0	0	0	0
Gambling-Equipment Violation	0	0	0	0
Gambling-Sports Tampering	0	0	0	0
Pornography/Obscene Materials	0	0	0	0
Prostitution	0	0	0	0
Prostitution-Assisting/Promoting	0	0	0	0
Weapon Law Violations	0	0	0	0
Total Group A Offenses	93	42	28	27



Milan Police Department

2002 Population Estimate 7,803

Offense Overview

Offense Total 826
Number Cleared 527
Percent Cleared 63.8%

Group A Crimes per 100,000 population 10,585.7

Arrest Overview

Total Arrests 819
Adult Arrests 783
Juvenile Arrests 36
Unknown Age 0

Arrests per 100,000 population 10,496.0

Avg. number offenses/incident 1.14

Domestic Violence Victims

Offense	Total	Arrests
Murder	0	0
Aggravated Assault	5	4
Simple Assault	40	34
Intimidation	7	4
Stalking	5	2
Forcible Rape	3	1
Forcible Sodomy	0	0
Sexual Assault w/Object	0	0
Forcible Fondling	0	0
Incest	1	1
Statutory Rape	0	0
Kidnapping/Abduction	0	0
Total	61	46

TIBRS Group B Arrests

Offense	Adult	Juvenile
Bad Checks	45	0
Curfew/Vagrancy	0	0
Disorderly Conduct	12	4
DUI	54	1
Drunkenness	43	0
Family-Non Violent	0	0
Liquor Law Violation	11	3
Peeping Tom	0	0
Runaway	0	0
Trespass	9	0
All Other Offense	261	5
Total Group B	435	13

TIBRS Group A Offenses	Offenses		Arrests	
	Reported	Cleared	Adult	Juvenile
Crimes Against Persons				
Murder	0	0	0	0
Negligent Manslaughter	0	0	0	0
Kidnapping/Abduction	0	0	0	0
Forcible Rape	3	2	1	0
Forcible Sodomy	0	0	0	0
Sexual Assault w/Object	0	0	0	0
Forcible Fondling	4	4	2	0
Incest	1	1	1	0
Statutory Rape	0	0	0	0
Aggravated Assault	40	34	26	0
Simple Assault	102	93	74	1
Intimidation	43	39	13	0
Stalking	40	36	15	0
Crimes Against Property				
Arson	3	0	0	0
Bribery	0	0	0	0
Burglary	62	14	16	6
Counterfeiting/Forgery	58	18	15	0
Destruction/Damage/Vandalism	75	30	8	3
Embezzlement	9	5	1	0
Extortion/Blackmail	0	0	0	0
Fraud - False Pretenses	20	11	5	0
Fraud - Credit Card/ATM	9	2	1	0
Fraud - Impersonation	2	0	0	0
Fraud - Welfare	0	0	0	0
Fraud - Wire	0	0	0	0
Motor Vehicle Theft	7	9	7	1
Robbery	4	3	2	0
Stolen Property Offense	0	0	0	0
Theft - Pocket Picking	0	0	0	0
Theft - Purse Snatching	1	0	0	0
Theft - Shoplifting	12	11	8	3
Theft from Building	39	10	6	0
Theft from Coin Machine	1	1	2	0
Theft from Motor Vehicle	35	3	1	0
Theft of Motor Vehicle Parts	5	0	0	0
Theft - All Other Larceny	52	3	8	0
Crimes Against Society				
Drug/Narcotic Violations	112	111	115	5
Drug/Narcotic Equipment Violations	69	69	12	1
Gambling-Betting/Wagering	0	0	0	0
Gambling-Operating/Promoting	0	0	0	0
Gambling-Equipment Violation	0	0	0	0
Gambling-Sports Tampering	0	0	0	0
Pornography/Obscene Materials	0	0	0	0
Prostitution	0	0	0	0
Prostitution-Assisting/Promoting	0	0	0	0
Weapon Law Violations	18	18	9	3
Total Group A Offenses	826	527	348	23



Millersville Police Department

2002 Population Estimate 5,876

Offense Overview

Offense Total 400
Number Cleared 168
Percent Cleared 42.0%

Group A Crimes per 100,000 population 6,807.4

Arrest Overview

Total Arrests 182
Adult Arrests 154
Juvenile Arrests 27
Unknown Age 1

Arrests per 100,000 population 3,097.3

Avg. number offenses/incident 1.22

Domestic Violence Victims

Offense	Total	Arrests
Murder	0	0
Aggravated Assault	5	3
Simple Assault	18	17
Intimidation	6	3
Stalking	0	0
Forcible Rape	0	0
Forcible Sodomy	1	0
Sexual Assault w/Object	0	0
Forcible Fondling	1	0
Incest	1	0
Statutory Rape	0	0
Kidnapping/Abduction	0	0
Total	32	23

TIBRS Group B Arrests

Offense	Adult	Juvenile
Bad Checks	0	0
Curfew/Vagrancy	0	3
Disorderly Conduct	0	2
DUI	49	0
Drunkenness	17	1
Family-Non Violent	1	1
Liquor Law Violation	4	1
Peeping Tom	0	0
Runaway	0	0
Trespass	1	0
All Other Offense	2	0
Total Group B	74	8

TIBRS Group A Offenses	Offenses		Arrests	
	Reported	Cleared	Adult	Juvenile
Crimes Against Persons				
Murder	0	0	0	0
Negligent Manslaughter	0	0	0	0
Kidnapping/Abduction	0	0	0	0
Forcible Rape	1	0	0	0
Forcible Sodomy	1	0	0	0
Sexual Assault w/Object	0	0	0	0
Forcible Fondling	1	0	0	0
Incest	1	1	0	0
Statutory Rape	0	0	0	0
Aggravated Assault	19	17	6	2
Simple Assault	48	40	26	7
Intimidation	20	5	5	3
Stalking	2	0	0	0
Crimes Against Property				
Arson	2	0	0	0
Bribery	0	0	0	0
Burglary	27	1	2	0
Counterfeiting/Forgery	3	0	0	0
Destruction/Damage/Vandalism	43	1	0	0
Embezzlement	0	0	0	0
Extortion/Blackmail	0	0	0	0
Fraud - False Pretenses	8	0	0	0
Fraud - Credit Card/ATM	5	1	0	0
Fraud - Impersonation	4	1	0	0
Fraud - Welfare	0	0	0	0
Fraud - Wire	0	0	0	0
Motor Vehicle Theft	11	3	1	0
Robbery	0	0	0	0
Stolen Property Offense	1	1	1	0
Theft - Pocket Picking	0	0	0	0
Theft - Purse Snatching	0	0	0	0
Theft - Shoplifting	3	0	0	0
Theft from Building	26	4	2	0
Theft from Coin Machine	1	0	0	0
Theft from Motor Vehicle	31	1	0	0
Theft of Motor Vehicle Parts	14	1	0	0
Theft - All Other Larceny	38	3	1	0
Crimes Against Society				
Drug/Narcotic Violations	51	50	29	4
Drug/Narcotic Equipment Violations	33	32	7	2
Gambling-Betting/Wagering	0	0	0	0
Gambling-Operating/Promoting	0	0	0	0
Gambling-Equipment Violation	0	0	0	0
Gambling-Sports Tampering	0	0	0	0
Pornography/Obscene Materials	0	0	0	0
Prostitution	0	0	0	0
Prostitution-Assisting/Promoting	0	0	0	0
Weapon Law Violations	6	6	0	1
Total Group A Offenses	400	168	80	19



Millington Police Department

2002 Population Estimate 10,382

Offense Overview

Offense Total 1,346
Number Cleared 543
Percent Cleared 40.3%

Group A Crimes per 100,000 population 12,964.7

Arrest Overview

Total Arrests 1,057
Adult Arrests 903
Juvenile Arrests 153
Unknown Age 1

Arrests per 100,000 population 10,181.1

Avg. number offenses/incident 1.13

Domestic Violence Victims

Offense	Total	Arrests
Murder	0	0
Aggravated Assault	13	12
Simple Assault	57	37
Intimidation	14	4
Stalking	1	0
Forcible Rape	1	0
Forcible Sodomy	0	0
Sexual Assault w/Object	0	0
Forcible Fondling	0	0
Incest	0	0
Statutory Rape	0	0
Kidnapping/Abduction	0	0
Total	86	53

TIBRS Group B Arrests

Offense	Adult	Juvenile
Bad Checks	0	0
Curfew/Vagrancy	0	10
Disorderly Conduct	24	18
DUI	48	0
Drunkenness	75	1
Family-Non Violent	2	0
Liquor Law Violation	5	0
Peeping Tom	0	0
Runaway	0	12
Trespass	17	4
All Other Offense	303	6
Total Group B	474	51

TIBRS Group A Offenses	Offenses		Arrests	
	Reported	Cleared	Adult	Juvenile
Crimes Against Persons				
Murder	0	0	0	0
Negligent Manslaughter	0	0	0	0
Kidnapping/Abduction	3	1	0	0
Forcible Rape	5	1	0	1
Forcible Sodomy	0	0	0	0
Sexual Assault w/Object	0	0	0	0
Forcible Fondling	2	1	0	1
Incest	0	0	0	0
Statutory Rape	2	0	0	0
Aggravated Assault	62	35	28	7
Simple Assault	174	109	90	28
Intimidation	79	24	13	5
Stalking	2	2	1	0
Crimes Against Property				
Arson	3	1	0	2
Bribery	0	0	0	0
Burglary	107	16	13	6
Counterfeiting/Forgery	44	27	16	0
Destruction/Damage/Vandalism	134	13	7	4
Embezzlement	22	11	18	0
Extortion/Blackmail	0	0	0	0
Fraud - False Pretenses	64	33	10	0
Fraud - Credit Card/ATM	8	4	2	0
Fraud - Impersonation	5	3	4	0
Fraud - Welfare	0	0	0	0
Fraud - Wire	0	0	0	0
Motor Vehicle Theft	39	3	2	1
Robbery	17	4	3	0
Stolen Property Offense	5	2	1	0
Theft - Pocket Picking	0	0	0	0
Theft - Purse Snatching	2	0	0	0
Theft - Shoplifting	115	96	86	35
Theft from Building	69	9	5	2
Theft from Coin Machine	4	2	2	0
Theft from Motor Vehicle	71	6	7	3
Theft of Motor Vehicle Parts	80	9	2	0
Theft - All Other Larceny	104	9	13	1
Crimes Against Society				
Drug/Narcotic Violations	71	70	87	4
Drug/Narcotic Equipment Violations	38	38	12	1
Gambling-Betting/Wagering	0	0	0	0
Gambling-Operating/Promoting	0	0	0	0
Gambling-Equipment Violation	0	0	0	0
Gambling-Sports Tampering	0	0	0	0
Pornography/Obscene Materials	0	0	0	0
Prostitution	0	0	0	0
Prostitution-Assisting/Promoting	1	1	1	0
Weapon Law Violations	14	13	6	1
Total Group A Offenses	1,346	543	429	102



Minor Hill Police Department

2002 Population Estimate **430**

Offense Overview

Offense Total 26
 Number Cleared 14
 Percent Cleared 53.8%

Group A Crimes per 100,000
 population 6,046.5

Arrest Overview

Total Arrests 28
 Adult Arrests 28
 Juvenile Arrests 0
 Unknown Age 0

Arrests per 100,000 population 6,511.6

Avg. number offenses/incident 1.04

Domestic Violence Victims

Offense	Total	Arrests
Murder	0	0
Aggravated Assault	1	0
Simple Assault	4	2
Intimidation	1	0
Stalking	0	0
Forcible Rape	0	0
Forcible Sodomy	0	0
Sexual Assault w/Object	0	0
Forcible Fondling	0	0
Incest	0	0
Statutory Rape	0	0
Kidnapping/Abduction	0	0
Total	6	2

TIBRS Group B Arrests

Offense	Adult	Juvenile
Bad Checks	1	0
Curfew/Vagrancy	0	0
Disorderly Conduct	1	0
DUI	6	0
Drunkenness	3	0
Family-Non Violent	1	0
Liquor Law Violation	1	0
Peeping Tom	0	0
Runaway	0	0
Trespass	0	0
All Other Offense	7	0
Total Group B	20	0

TIBRS Group A Offenses	Offenses		Arrests	
	Reported	Cleared	Adult	Juvenile
Crimes Against Persons				
Murder	0	0	0	0
Negligent Manslaughter	0	0	0	0
Kidnapping/Abduction	0	0	0	0
Forcible Rape	0	0	0	0
Forcible Sodomy	0	0	0	0
Sexual Assault w/Object	0	0	0	0
Forcible Fondling	0	0	0	0
Incest	0	0	0	0
Statutory Rape	1	1	0	0
Aggravated Assault	1	1	0	0
Simple Assault	7	2	2	0
Intimidation	1	1	0	0
Stalking	0	0	0	0
Crimes Against Property				
Arson	0	0	0	0
Bribery	0	0	0	0
Burglary	3	1	1	0
Counterfeiting/Forgery	0	0	0	0
Destruction/Damage/Vandalism	1	0	0	0
Embezzlement	0	0	0	0
Extortion/Blackmail	0	0	0	0
Fraud - False Pretenses	0	0	0	0
Fraud - Credit Card/ATM	0	0	0	0
Fraud - Impersonation	0	0	0	0
Fraud - Welfare	0	0	0	0
Fraud - Wire	0	0	0	0
Motor Vehicle Theft	0	0	0	0
Robbery	0	0	0	0
Stolen Property Offense	0	0	0	0
Theft - Pocket Picking	0	0	0	0
Theft - Purse Snatching	0	0	0	0
Theft - Shoplifting	0	0	0	0
Theft from Building	1	1	1	0
Theft from Coin Machine	0	0	0	0
Theft from Motor Vehicle	1	0	0	0
Theft of Motor Vehicle Parts	0	0	0	0
Theft - All Other Larceny	3	0	0	0
Crimes Against Society				
Drug/Narcotic Violations	7	7	4	0
Drug/Narcotic Equipment Violations	0	0	0	0
Gambling-Betting/Wagering	0	0	0	0
Gambling-Operating/Promoting	0	0	0	0
Gambling-Equipment Violation	0	0	0	0
Gambling-Sports Tampering	0	0	0	0
Pornography/Obscene Materials	0	0	0	0
Prostitution	0	0	0	0
Prostitution-Assisting/Promoting	0	0	0	0
Weapon Law Violations	0	0	0	0
Total Group A Offenses	26	14	8	0



Monteagle Police Department

2002 Population Estimate 1,227

Offense Overview

Offense Total 86
Number Cleared 36
Percent Cleared 41.9%

Group A Crimes per 100,000 population 7,009.0

Arrest Overview

Total Arrests 72
Adult Arrests 71
Juvenile Arrests 1
Unknown Age 0

Arrests per 100,000 population 5,868.0

Avg. number offenses/incident 1.13

Domestic Violence Victims

Offense	Total	Arrests
Murder	1	1
Aggravated Assault	1	1
Simple Assault	4	3
Intimidation	0	0
Stalking	0	0
Forcible Rape	0	0
Forcible Sodomy	0	0
Sexual Assault w/Object	0	0
Forcible Fondling	0	0
Incest	0	0
Statutory Rape	0	0
Kidnapping/Abduction	0	0
Total	6	5

TIBRS Group B Arrests

Offense	Adult	Juvenile
Bad Checks	0	0
Curfew/Vagrancy	0	0
Disorderly Conduct	2	0
DUI	25	0
Drunkenness	10	0
Family-Non Violent	0	0
Liquor Law Violation	1	0
Peeping Tom	0	0
Runaway	0	0
Trespass	0	0
All Other Offense	2	0
Total Group B	40	0

TIBRS Group A Offenses	Offenses		Arrests	
	Reported	Cleared	Adult	Juvenile
Crimes Against Persons				
Murder	1	1	1	0
Negligent Manslaughter	0	0	0	0
Kidnapping/Abduction	0	0	0	0
Forcible Rape	0	0	0	0
Forcible Sodomy	0	0	0	0
Sexual Assault w/Object	0	0	0	0
Forcible Fondling	0	0	0	0
Incest	0	0	0	0
Statutory Rape	0	0	0	0
Aggravated Assault	4	2	1	1
Simple Assault	10	8	8	0
Intimidation	1	1	0	0
Stalking	0	0	0	0
Crimes Against Property				
Arson	0	0	0	0
Bribery	0	0	0	0
Burglary	9	1	1	0
Counterfeiting/Forgery	3	3	3	0
Destruction/Damage/Vandalism	9	1	1	0
Embezzlement	0	0	0	0
Extortion/Blackmail	0	0	0	0
Fraud - False Pretenses	1	1	0	0
Fraud - Credit Card/ATM	0	0	0	0
Fraud - Impersonation	0	0	0	0
Fraud - Welfare	0	0	0	0
Fraud - Wire	0	0	0	0
Motor Vehicle Theft	5	0	0	0
Robbery	1	0	0	0
Stolen Property Offense	0	0	0	0
Theft - Pocket Picking	0	0	0	0
Theft - Purse Snatching	0	0	0	0
Theft - Shoplifting	2	2	2	0
Theft from Building	3	0	0	0
Theft from Coin Machine	1	0	0	0
Theft from Motor Vehicle	12	2	2	0
Theft of Motor Vehicle Parts	5	0	0	0
Theft - All Other Larceny	5	0	0	0
Crimes Against Society				
Drug/Narcotic Violations	8	8	8	0
Drug/Narcotic Equipment Violations	5	5	3	0
Gambling-Betting/Wagering	0	0	0	0
Gambling-Operating/Promoting	0	0	0	0
Gambling-Equipment Violation	0	0	0	0
Gambling-Sports Tampering	0	0	0	0
Pornography/Obscene Materials	0	0	0	0
Prostitution	0	0	0	0
Prostitution-Assisting/Promoting	0	0	0	0
Weapon Law Violations	1	1	1	0
Total Group A Offenses	86	36	31	1



Monterey Police Department

2002 Population Estimate **2,768**

Offense Overview

Offense Total 124
 Number Cleared 35
 Percent Cleared 28.2%

Group A Crimes per 100,000
 population 4,479.8

Arrest Overview

Total Arrests 134
 Adult Arrests 132
 Juvenile Arrests 2
 Unknown Age 0

Arrests per 100,000 population 4,841.0

Avg. number offenses/incident 1.03

Domestic Violence Victims

Offense	Total	Arrests
Murder	0	0
Aggravated Assault	0	0
Simple Assault	8	8
Intimidation	0	0
Stalking	0	0
Forcible Rape	1	1
Forcible Sodomy	0	0
Sexual Assault w/Object	0	0
Forcible Fondling	0	0
Incest	0	0
Statutory Rape	0	0
Kidnapping/Abduction	0	0
Total	9	9

TIBRS Group B Arrests

Offense	Adult	Juvenile
Bad Checks	0	0
Curfew/Vagrancy	0	0
Disorderly Conduct	2	0
DUI	22	0
Drunkenness	22	0
Family-Non Violent	0	0
Liquor Law Violation	1	0
Peeping Tom	0	0
Runaway	0	0
Trespass	0	0
All Other Offense	49	2
Total Group B	96	2

TIBRS Group A Offenses	Offenses		Arrests	
	Reported	Cleared	Adult	Juvenile
Crimes Against Persons				
Murder	0	0	0	0
Negligent Manslaughter	0	0	0	0
Kidnapping/Abduction	0	0	0	0
Forcible Rape	2	1	1	0
Forcible Sodomy	0	0	0	0
Sexual Assault w/Object	0	0	0	0
Forcible Fondling	0	0	0	0
Incest	0	0	0	0
Statutory Rape	2	2	2	0
Aggravated Assault	3	2	1	0
Simple Assault	26	16	17	0
Intimidation	0	0	0	0
Stalking	2	2	2	0
Crimes Against Property				
Arson	0	0	0	0
Bribery	0	0	0	0
Burglary	4	0	0	0
Counterfeiting/Forgery	8	1	1	0
Destruction/Damage/Vandalism	23	0	0	0
Embezzlement	0	0	0	0
Extortion/Blackmail	0	0	0	0
Fraud - False Pretenses	2	1	1	0
Fraud - Credit Card/ATM	0	0	0	0
Fraud - Impersonation	1	0	0	0
Fraud - Welfare	0	0	0	0
Fraud - Wire	0	0	0	0
Motor Vehicle Theft	3	0	0	0
Robbery	0	0	0	0
Stolen Property Offense	0	0	0	0
Theft - Pocket Picking	0	0	0	0
Theft - Purse Snatching	0	0	0	0
Theft - Shoplifting	1	0	0	0
Theft from Building	15	2	2	0
Theft from Coin Machine	1	0	0	0
Theft from Motor Vehicle	5	0	0	0
Theft of Motor Vehicle Parts	3	0	0	0
Theft - All Other Larceny	15	0	0	0
Crimes Against Society				
Drug/Narcotic Violations	6	6	8	0
Drug/Narcotic Equipment Violations	2	2	1	0
Gambling-Betting/Wagering	0	0	0	0
Gambling-Operating/Promoting	0	0	0	0
Gambling-Equipment Violation	0	0	0	0
Gambling-Sports Tampering	0	0	0	0
Pornography/Obscene Materials	0	0	0	0
Prostitution	0	0	0	0
Prostitution-Assisting/Promoting	0	0	0	0
Weapon Law Violations	0	0	0	0
Total Group A Offenses	124	35	36	0



Morristown Police Department

2002 Population Estimate 25,137

Offense Overview

Offense Total 4,461
Number Cleared 2,049
Percent Cleared 45.9%

Group A Crimes per 100,000 population 17,746.7

Arrest Overview

Total Arrests 2,054
Adult Arrests 1,835
Juvenile Arrests 213
Unknown Age 6

Arrests per 100,000 population 8,171.2

Avg. number offenses/incident 1.13

Domestic Violence Victims

Offense	Total	Arrests
Murder	0	0
Aggravated Assault	32	8
Simple Assault	220	58
Intimidation	20	1
Stalking	0	0
Forcible Rape	2	0
Forcible Sodomy	0	0
Sexual Assault w/Object	0	0
Forcible Fondling	1	0
Incest	0	0
Statutory Rape	0	0
Kidnapping/Abduction	2	0
Total	277	67

TIBRS Group B Arrests

Offense	Adult	Juvenile
Bad Checks	0	0
Curfew/Vagrancy	0	0
Disorderly Conduct	46	24
DUI	294	7
Drunkenness	404	2
Family-Non Violent	1	0
Liquor Law Violation	27	18
Peeping Tom	0	0
Runaway	0	2
Trespass	24	9
All Other Offense	154	2
Total Group B	950	64

TIBRS Group A Offenses	Offenses		Arrests	
	Reported	Cleared	Adult	Juvenile
Crimes Against Persons				
Murder	1	1	1	0
Negligent Manslaughter	0	0	0	0
Kidnapping/Abduction	5	3	3	0
Forcible Rape	16	5	1	0
Forcible Sodomy	0	0	0	0
Sexual Assault w/Object	0	0	0	0
Forcible Fondling	10	6	3	0
Incest	0	0	0	0
Statutory Rape	11	6	7	0
Aggravated Assault	134	81	23	5
Simple Assault	557	363	109	24
Intimidation	124	77	5	1
Stalking	14	9	0	0
Crimes Against Property				
Arson	5	0	0	0
Bribery	0	0	0	0
Burglary	194	36	18	3
Counterfeiting/Forgery	310	140	32	0
Destruction/Damage/Vandalism	470	112	28	12
Embezzlement	34	22	3	0
Extortion/Blackmail	0	0	0	0
Fraud - False Pretenses	388	206	9	0
Fraud - Credit Card/ATM	92	85	13	0
Fraud - Impersonation	21	5	4	0
Fraud - Welfare	0	0	0	0
Fraud - Wire	0	0	0	0
Motor Vehicle Theft	142	21	7	0
Robbery	29	18	12	0
Stolen Property Offense	0	0	0	0
Theft - Pocket Picking	2	0	0	0
Theft - Purse Snatching	2	0	0	0
Theft - Shoplifting	339	254	228	65
Theft from Building	347	113	59	3
Theft from Coin Machine	19	1	0	0
Theft from Motor Vehicle	200	24	4	2
Theft of Motor Vehicle Parts	248	10	2	0
Theft - All Other Larceny	349	62	33	4
Crimes Against Society				
Drug/Narcotic Violations	263	261	243	23
Drug/Narcotic Equipment Violations	114	114	29	3
Gambling-Betting/Wagering	0	0	0	0
Gambling-Operating/Promoting	0	0	0	0
Gambling-Equipment Violation	0	0	0	0
Gambling-Sports Tampering	0	0	0	0
Pornography/Obscene Materials	0	0	0	0
Prostitution	0	0	0	0
Prostitution-Assisting/Promoting	0	0	0	0
Weapon Law Violations	21	14	9	4
Total Group A Offenses	4,461	2,049	885	149



Moscow Police Department

2002 Population Estimate 452

Offense Overview

Offense Total 27
Number Cleared 10
Percent Cleared 37.0%

Group A Crimes per 100,000 population 5,973.5

Arrest Overview

Total Arrests 17
Adult Arrests 15
Juvenile Arrests 2
Unknown Age 0

Arrests per 100,000 population 3,761.1

Avg. number offenses/incident 1.04

Domestic Violence Victims

Offense	Total	Arrests
Murder	0	0
Aggravated Assault	1	1
Simple Assault	3	3
Intimidation	0	0
Stalking	0	0
Forcible Rape	0	0
Forcible Sodomy	0	0
Sexual Assault w/Object	0	0
Forcible Fondling	0	0
Incest	0	0
Statutory Rape	0	0
Kidnapping/Abduction	0	0
Total	4	4

TIBRS Group B Arrests

Offense	Adult	Juvenile
Bad Checks	0	0
Curfew/Vagrancy	0	0
Disorderly Conduct	0	1
DUI	4	0
Drunkenness	1	0
Family-Non Violent	0	0
Liquor Law Violation	0	0
Peeping Tom	0	0
Runaway	0	0
Trespass	2	0
All Other Offense	0	0
Total Group B	7	1

TIBRS Group A Offenses	Offenses		Arrests	
	Reported	Cleared	Adult	Juvenile
Crimes Against Persons				
Murder	0	0	0	0
Negligent Manslaughter	0	0	0	0
Kidnapping/Abduction	1	0	0	0
Forcible Rape	0	0	0	0
Forcible Sodomy	0	0	0	0
Sexual Assault w/Object	0	0	0	0
Forcible Fondling	0	0	0	0
Incest	0	0	0	0
Statutory Rape	0	0	0	0
Aggravated Assault	3	2	2	0
Simple Assault	4	3	3	0
Intimidation	1	0	0	0
Stalking	0	0	0	0
Crimes Against Property				
Arson	0	0	0	0
Bribery	0	0	0	0
Burglary	1	0	0	0
Counterfeiting/Forgery	0	0	0	0
Destruction/Damage/Vandalism	1	0	0	0
Embezzlement	0	0	0	0
Extortion/Blackmail	0	0	0	0
Fraud - False Pretenses	0	0	0	0
Fraud - Credit Card/ATM	0	0	0	0
Fraud - Impersonation	0	0	0	0
Fraud - Welfare	0	0	0	0
Fraud - Wire	0	0	0	0
Motor Vehicle Theft	5	0	0	0
Robbery	0	0	0	0
Stolen Property Offense	0	0	0	0
Theft - Pocket Picking	0	0	0	0
Theft - Purse Snatching	0	0	0	0
Theft - Shoplifting	0	0	0	0
Theft from Building	3	0	0	0
Theft from Coin Machine	0	0	0	0
Theft from Motor Vehicle	1	0	0	0
Theft of Motor Vehicle Parts	2	0	0	0
Theft - All Other Larceny	0	0	0	0
Crimes Against Society				
Drug/Narcotic Violations	3	3	2	1
Drug/Narcotic Equipment Violations	2	2	1	0
Gambling-Betting/Wagering	0	0	0	0
Gambling-Operating/Promoting	0	0	0	0
Gambling-Equipment Violation	0	0	0	0
Gambling-Sports Tampering	0	0	0	0
Pornography/Obscene Materials	0	0	0	0
Prostitution	0	0	0	0
Prostitution-Assisting/Promoting	0	0	0	0
Weapon Law Violations	0	0	0	0
Total Group A Offenses	27	10	8	1



Mount Carmel Police Department

2002 Population Estimate 5,044

Offense Overview

Offense Total 180
Number Cleared 76
Percent Cleared 42.2%

Group A Crimes per 100,000 population 3,568.6

Arrest Overview

Total Arrests 142
Adult Arrests 127
Juvenile Arrests 15
Unknown Age 0

Arrests per 100,000 population 2,815.2

Avg. number offenses/incident 1.08

Domestic Violence Victims

Offense	Total	Arrests
Murder	0	0
Aggravated Assault	1	1
Simple Assault	18	14
Intimidation	0	0
Stalking	0	0
Forcible Rape	0	0
Forcible Sodomy	0	0
Sexual Assault w/Object	0	0
Forcible Fondling	0	0
Incest	0	0
Statutory Rape	0	0
Kidnapping/Abduction	0	0
Total	19	15

TIBRS Group B Arrests

Offense	Adult	Juvenile
Bad Checks	3	0
Curfew/Vagrancy	0	0
Disorderly Conduct	0	0
DUI	35	0
Drunkenness	26	8
Family-Non Violent	0	0
Liquor Law Violation	7	4
Peeping Tom	0	0
Runaway	0	1
Trespass	0	0
All Other Offense	0	0
Total Group B	71	13

TIBRS Group A Offenses	Offenses		Arrests	
	Reported	Cleared	Adult	Juvenile
Crimes Against Persons				
Murder	0	0	0	0
Negligent Manslaughter	0	0	0	0
Kidnapping/Abduction	0	0	0	0
Forcible Rape	0	0	0	0
Forcible Sodomy	0	0	0	0
Sexual Assault w/Object	0	0	0	0
Forcible Fondling	0	0	0	0
Incest	0	0	0	0
Statutory Rape	0	0	0	0
Aggravated Assault	2	2	1	0
Simple Assault	30	22	15	0
Intimidation	2	0	0	0
Stalking	2	0	0	0
Crimes Against Property				
Arson	0	0	0	0
Bribery	0	0	0	0
Burglary	16	4	4	0
Counterfeiting/Forgery	3	0	0	0
Destruction/Damage/Vandalism	27	5	1	1
Embezzlement	1	1	0	0
Extortion/Blackmail	0	0	0	0
Fraud - False Pretenses	1	0	0	0
Fraud - Credit Card/ATM	1	0	0	0
Fraud - Impersonation	3	1	1	0
Fraud - Welfare	0	0	0	0
Fraud - Wire	0	0	0	0
Motor Vehicle Theft	4	0	1	0
Robbery	0	0	0	0
Stolen Property Offense	1	1	1	0
Theft - Pocket Picking	0	0	0	0
Theft - Purse Snatching	0	0	0	0
Theft - Shoplifting	1	0	0	0
Theft from Building	10	2	1	0
Theft from Coin Machine	1	0	0	0
Theft from Motor Vehicle	11	3	2	0
Theft of Motor Vehicle Parts	2	1	0	0
Theft - All Other Larceny	32	4	4	0
Crimes Against Society				
Drug/Narcotic Violations	20	20	20	0
Drug/Narcotic Equipment Violations	5	5	1	1
Gambling-Betting/Wagering	0	0	0	0
Gambling-Operating/Promoting	0	0	0	0
Gambling-Equipment Violation	0	0	0	0
Gambling-Sports Tampering	0	0	0	0
Pornography/Obscene Materials	0	0	0	0
Prostitution	0	0	0	0
Prostitution-Assisting/Promoting	0	0	0	0
Weapon Law Violations	5	5	4	0
Total Group A Offenses	180	76	56	2



Mount Juliet Police Department

2002 Population Estimate 15,465

Offense Overview

Offense Total 1,067
Number Cleared 221
Percent Cleared 20.7%

Group A Crimes per 100,000 population 6,899.5

Arrest Overview

Total Arrests 349
Adult Arrests 326
Juvenile Arrests 23
Unknown Age 0

Arrests per 100,000 population 2,256.7

Avg. number offenses/incident 1.12

Domestic Violence Victims

Offense	Total	Arrests
Murder	0	0
Aggravated Assault	9	2
Simple Assault	71	25
Intimidation	2	0
Stalking	0	0
Forcible Rape	0	0
Forcible Sodomy	0	0
Sexual Assault w/Object	1	0
Forcible Fondling	0	0
Incest	1	1
Statutory Rape	1	0
Kidnapping/Abduction	0	0
Total	85	28

TIBRS Group B Arrests

Offense	Adult	Juvenile
Bad Checks	0	0
Curfew/Vagrancy	0	0
Disorderly Conduct	3	1
DUI	79	0
Drunkenness	52	0
Family-Non Violent	0	0
Liquor Law Violation	6	3
Peeping Tom	0	0
Runaway	0	0
Trespass	0	0
All Other Offense	8	7
Total Group B	148	11

TIBRS Group A Offenses	Offenses		Arrests	
	Reported	Cleared	Adult	Juvenile
Crimes Against Persons				
Murder	3	1	0	0
Negligent Manslaughter	0	0	0	0
Kidnapping/Abduction	0	0	0	0
Forcible Rape	2	0	0	0
Forcible Sodomy	0	0	0	0
Sexual Assault w/Object	5	1	0	1
Forcible Fondling	1	0	0	0
Incest	1	1	1	0
Statutory Rape	2	0	0	0
Aggravated Assault	35	10	6	0
Simple Assault	138	39	34	2
Intimidation	22	0	0	0
Stalking	0	0	0	0
Crimes Against Property				
Arson	3	1	0	1
Bribery	0	0	0	0
Burglary	69	3	1	2
Counterfeiting/Forgery	9	2	2	0
Destruction/Damage/Vandalism	109	10	2	1
Embezzlement	0	0	0	0
Extortion/Blackmail	0	0	0	0
Fraud - False Pretenses	5	1	2	0
Fraud - Credit Card/ATM	7	0	0	0
Fraud - Impersonation	4	3	2	0
Fraud - Welfare	0	0	0	0
Fraud - Wire	0	0	0	0
Motor Vehicle Theft	25	1	0	0
Robbery	4	0	0	0
Stolen Property Offense	0	0	0	0
Theft - Pocket Picking	0	0	0	0
Theft - Purse Snatching	2	0	0	0
Theft - Shoplifting	38	10	9	1
Theft from Building	25	2	1	1
Theft from Coin Machine	2	2	3	0
Theft from Motor Vehicle	64	8	8	0
Theft of Motor Vehicle Parts	40	5	5	0
Theft - All Other Larceny	308	4	4	0
Crimes Against Society				
Drug/Narcotic Violations	101	84	86	2
Drug/Narcotic Equipment Violations	38	28	8	1
Gambling-Betting/Wagering	0	0	0	0
Gambling-Operating/Promoting	0	0	0	0
Gambling-Equipment Violation	0	0	0	0
Gambling-Sports Tampering	0	0	0	0
Pornography/Obscene Materials	0	0	0	0
Prostitution	0	0	0	0
Prostitution-Assisting/Promoting	0	0	0	0
Weapon Law Violations	5	5	4	0
Total Group A Offenses	1,067	221	178	12



Mount Pleasant Police Department

2002 Population Estimate 4,502

Offense Overview

Offense Total 488
Number Cleared 118
Percent Cleared 24.2%

Group A Crimes per 100,000 population 10,839.6

Arrest Overview

Total Arrests 170
Adult Arrests 147
Juvenile Arrests 23
Unknown Age 0

Arrests per 100,000 population 3,776.1

Avg. number offenses/incident 1.13

Domestic Violence Victims

Offense	Total	Arrests
Murder	0	0
Aggravated Assault	4	3
Simple Assault	35	19
Intimidation	1	0
Stalking	0	0
Forcible Rape	0	0
Forcible Sodomy	0	0
Sexual Assault w/Object	0	0
Forcible Fondling	0	0
Incest	0	0
Statutory Rape	0	0
Kidnapping/Abduction	1	0
Total	41	22

TIBRS Group B Arrests

Offense	Adult	Juvenile
Bad Checks	0	0
Curfew/Vagrancy	0	1
Disorderly Conduct	4	2
DUI	15	0
Drunkenness	18	0
Family-Non Violent	2	0
Liquor Law Violation	8	0
Peeping Tom	0	0
Runaway	0	1
Trespass	8	0
All Other Offense	6	0
Total Group B	61	4

TIBRS Group A Offenses	Offenses		Arrests	
	Reported	Cleared	Adult	Juvenile
Crimes Against Persons				
Murder	0	0	0	0
Negligent Manslaughter	0	0	0	0
Kidnapping/Abduction	2	1	1	0
Forcible Rape	3	1	1	0
Forcible Sodomy	0	0	0	0
Sexual Assault w/Object	0	0	0	0
Forcible Fondling	4	2	1	0
Incest	0	0	0	0
Statutory Rape	1	0	0	0
Aggravated Assault	21	14	11	1
Simple Assault	106	36	26	5
Intimidation	17	1	1	0
Stalking	0	0	0	0
Crimes Against Property				
Arson	1	0	0	0
Bribery	0	0	0	0
Burglary	49	7	7	2
Counterfeiting/Forgery	9	5	6	0
Destruction/Damage/Vandalism	77	4	0	2
Embezzlement	0	0	0	0
Extortion/Blackmail	0	0	0	0
Fraud - False Pretenses	4	0	0	0
Fraud - Credit Card/ATM	2	0	0	0
Fraud - Impersonation	0	0	0	0
Fraud - Welfare	0	0	0	0
Fraud - Wire	0	0	0	0
Motor Vehicle Theft	15	2	2	0
Robbery	5	1	1	0
Stolen Property Offense	0	0	0	0
Theft - Pocket Picking	0	0	0	0
Theft - Purse Snatching	1	0	0	0
Theft - Shoplifting	9	7	6	1
Theft from Building	20	0	0	0
Theft from Coin Machine	2	0	0	0
Theft from Motor Vehicle	39	3	0	1
Theft of Motor Vehicle Parts	11	0	0	0
Theft - All Other Larceny	58	3	1	3
Crimes Against Society				
Drug/Narcotic Violations	23	22	18	3
Drug/Narcotic Equipment Violations	5	5	1	0
Gambling-Betting/Wagering	0	0	0	0
Gambling-Operating/Promoting	0	0	0	0
Gambling-Equipment Violation	0	0	0	0
Gambling-Sports Tampering	0	0	0	0
Pornography/Obscene Materials	0	0	0	0
Prostitution	0	0	0	0
Prostitution-Assisting/Promoting	0	0	0	0
Weapon Law Violations	4	4	3	1
Total Group A Offenses	488	118	86	19



Mountain City Police Department

2002 Population Estimate **2,451**

Offense Overview

Offense Total 54
 Number Cleared 8
 Percent Cleared 14.8%

Group A Crimes per 100,000
 population 2,203.2

Arrest Overview

Total Arrests 76
 Adult Arrests 76
 Juvenile Arrests 0
 Unknown Age 0

Arrests per 100,000 population 3,100.8

Avg. number offenses/incident 1.00

Domestic Violence Victims

Offense	Total	Arrests
Murder	0	0
Aggravated Assault	0	0
Simple Assault	1	1
Intimidation	0	0
Stalking	0	0
Forcible Rape	0	0
Forcible Sodomy	0	0
Sexual Assault w/Object	0	0
Forcible Fondling	0	0
Incest	0	0
Statutory Rape	0	0
Kidnapping/Abduction	0	0
Total	1	1

TIBRS Group B Arrests

Offense	Adult	Juvenile
Bad Checks	0	0
Curfew/Vagrancy	0	0
Disorderly Conduct	2	0
DUI	11	0
Drunkenness	27	0
Family-Non Violent	1	0
Liquor Law Violation	1	0
Peeping Tom	0	0
Runaway	0	0
Trespass	0	0
All Other Offense	29	0
Total Group B	71	0

TIBRS Group A Offenses	Offenses		Arrests	
	Reported	Cleared	Adult	Juvenile
Crimes Against Persons				
Murder	0	0	0	0
Negligent Manslaughter	0	0	0	0
Kidnapping/Abduction	0	0	0	0
Forcible Rape	1	1	0	0
Forcible Sodomy	0	0	0	0
Sexual Assault w/Object	0	0	0	0
Forcible Fondling	1	0	0	0
Incest	0	0	0	0
Statutory Rape	0	0	0	0
Aggravated Assault	1	1	0	0
Simple Assault	4	3	3	0
Intimidation	1	1	1	0
Stalking	0	0	0	0
Crimes Against Property				
Arson	1	0	0	0
Bribery	0	0	0	0
Burglary	9	0	0	0
Counterfeiting/Forgery	2	0	0	0
Destruction/Damage/Vandalism	16	1	0	0
Embezzlement	0	0	0	0
Extortion/Blackmail	0	0	0	0
Fraud - False Pretenses	2	0	0	0
Fraud - Credit Card/ATM	1	0	0	0
Fraud - Impersonation	0	0	0	0
Fraud - Welfare	0	0	0	0
Fraud - Wire	0	0	0	0
Motor Vehicle Theft	4	0	0	0
Robbery	0	0	0	0
Stolen Property Offense	0	0	0	0
Theft - Pocket Picking	0	0	0	0
Theft - Purse Snatching	0	0	0	0
Theft - Shoplifting	1	1	1	0
Theft from Building	3	0	0	0
Theft from Coin Machine	0	0	0	0
Theft from Motor Vehicle	0	0	0	0
Theft of Motor Vehicle Parts	2	0	0	0
Theft - All Other Larceny	5	0	0	0
Crimes Against Society				
Drug/Narcotic Violations	0	0	0	0
Drug/Narcotic Equipment Violations	0	0	0	0
Gambling-Betting/Wagering	0	0	0	0
Gambling-Operating/Promoting	0	0	0	0
Gambling-Equipment Violation	0	0	0	0
Gambling-Sports Tampering	0	0	0	0
Pornography/Obscene Materials	0	0	0	0
Prostitution	0	0	0	0
Prostitution-Assisting/Promoting	0	0	0	0
Weapon Law Violations	0	0	0	0
Total Group A Offenses	54	8	5	0



Munford Police Department

2002 Population Estimate 5,108

Offense Overview

Offense Total 514
Number Cleared 154
Percent Cleared 30.0%

Group A Crimes per 100,000 population 10,062.6

Arrest Overview

Total Arrests 223
Adult Arrests 149
Juvenile Arrests 74
Unknown Age 0

Arrests per 100,000 population 4,365.7

Avg. number offenses/incident 1.09

Domestic Violence Victims

Offense	Total	Arrests
Murder	0	0
Aggravated Assault	5	4
Simple Assault	29	25
Intimidation	0	0
Stalking	0	0
Forcible Rape	0	0
Forcible Sodomy	0	0
Sexual Assault w/Object	0	0
Forcible Fondling	0	0
Incest	0	0
Statutory Rape	0	0
Kidnapping/Abduction	0	0
Total	34	29

TIBRS Group B Arrests

Offense	Adult	Juvenile
Bad Checks	0	0
Curfew/Vagrancy	0	0
Disorderly Conduct	4	0
DUI	18	1
Drunkenness	6	0
Family-Non Violent	1	0
Liquor Law Violation	2	2
Peeping Tom	0	0
Runaway	0	2
Trespass	2	2
All Other Offense	8	2
Total Group B	41	9

TIBRS Group A Offenses	Offenses		Arrests	
	Reported	Cleared	Adult	Juvenile
Crimes Against Persons				
Murder	0	0	0	0
Negligent Manslaughter	0	0	0	0
Kidnapping/Abduction	2	0	0	0
Forcible Rape	1	0	0	0
Forcible Sodomy	0	0	0	0
Sexual Assault w/Object	1	0	0	0
Forcible Fondling	2	0	0	0
Incest	0	0	0	0
Statutory Rape	2	0	0	0
Aggravated Assault	20	11	8	2
Simple Assault	74	38	29	8
Intimidation	42	6	2	0
Stalking	1	0	0	0
Crimes Against Property				
Arson	0	0	0	0
Bribery	0	0	0	0
Burglary	32	6	6	1
Counterfeiting/Forgery	7	2	2	0
Destruction/Damage/Vandalism	114	6	1	9
Embezzlement	0	0	0	0
Extortion/Blackmail	0	0	0	0
Fraud - False Pretenses	4	0	0	0
Fraud - Credit Card/ATM	4	0	0	0
Fraud - Impersonation	6	2	2	0
Fraud - Welfare	0	0	0	0
Fraud - Wire	1	0	0	0
Motor Vehicle Theft	18	4	1	3
Robbery	2	1	1	0
Stolen Property Offense	1	1	2	0
Theft - Pocket Picking	0	0	0	0
Theft - Purse Snatching	0	0	0	0
Theft - Shoplifting	7	2	1	1
Theft from Building	22	2	1	0
Theft from Coin Machine	0	0	0	0
Theft from Motor Vehicle	42	4	4	2
Theft of Motor Vehicle Parts	5	0	0	0
Theft - All Other Larceny	38	4	4	3
Crimes Against Society				
Drug/Narcotic Violations	49	49	36	36
Drug/Narcotic Equipment Violations	11	11	5	0
Gambling-Betting/Wagering	0	0	0	0
Gambling-Operating/Promoting	0	0	0	0
Gambling-Equipment Violation	0	0	0	0
Gambling-Sports Tampering	0	0	0	0
Pornography/Obscene Materials	0	0	0	0
Prostitution	0	0	0	0
Prostitution-Assisting/Promoting	0	0	0	0
Weapon Law Violations	6	5	3	0
Total Group A Offenses	514	154	108	65



Murfreesboro Police Department

2002 Population Estimate 74,894

Offense Overview

Offense Total 8,320
Number Cleared 2,011
Percent Cleared 24.2%

Group A Crimes per 100,000 population 11,109.0

Arrest Overview

Total Arrests 4,450
Adult Arrests 4,020
Juvenile Arrests 426
Unknown Age 4

Arrests per 100,000 population 5,941.7

Avg. number offenses/incident 1.14

Domestic Violence Victims

Offense	Total	Arrests
Murder	0	0
Aggravated Assault	69	21
Simple Assault	395	85
Intimidation	209	3
Stalking	5	1
Forcible Rape	2	0
Forcible Sodomy	0	0
Sexual Assault w/Object	4	0
Forcible Fondling	1	0
Incest	0	0
Statutory Rape	1	1
Kidnapping/Abduction	2	1
Total	688	112

TIBRS Group B Arrests

Offense	Adult	Juvenile
Bad Checks	0	0
Curfew/Vagrancy	0	36
Disorderly Conduct	112	10
DUI	552	4
Drunkenness	39	0
Family-Non Violent	7	0
Liquor Law Violation	947	17
Peeping Tom	0	0
Runaway	0	29
Trespass	60	5
All Other Offense	843	68
Total Group B	2,560	169

TIBRS Group A Offenses	Offenses		Arrests	
	Reported	Cleared	Adult	Juvenile
Crimes Against Persons				
Murder	2	0	0	0
Negligent Manslaughter	0	0	0	0
Kidnapping/Abduction	10	3	2	0
Forcible Rape	26	4	3	0
Forcible Sodomy	0	0	0	0
Sexual Assault w/Object	46	1	2	0
Forcible Fondling	16	2	1	0
Incest	0	0	0	0
Statutory Rape	14	6	5	0
Aggravated Assault	353	104	88	7
Simple Assault	1,168	261	209	27
Intimidation	544	14	4	1
Stalking	33	1	1	0
Crimes Against Property				
Arson	11	0	0	0
Bribery	0	0	0	0
Burglary	471	37	29	4
Counterfeiting/Forgery	201	19	15	0
Destruction/Damage/Vandalism	1,209	51	20	7
Embezzlement	29	7	5	0
Extortion/Blackmail	0	0	0	0
Fraud - False Pretenses	136	9	11	0
Fraud - Credit Card/ATM	93	4	4	0
Fraud - Impersonation	105	99	57	12
Fraud - Welfare	0	0	0	0
Fraud - Wire	0	0	0	0
Motor Vehicle Theft	277	49	9	10
Robbery	79	14	16	1
Stolen Property Offense	1	1	1	0
Theft - Pocket Picking	6	0	0	0
Theft - Purse Snatching	10	2	1	1
Theft - Shoplifting	459	344	280	133
Theft from Building	258	7	7	2
Theft from Coin Machine	9	0	0	0
Theft from Motor Vehicle	568	13	9	9
Theft of Motor Vehicle Parts	318	4	1	3
Theft - All Other Larceny	940	35	25	5
Crimes Against Society				
Drug/Narcotic Violations	519	516	471	24
Drug/Narcotic Equipment Violations	346	344	153	4
Gambling-Betting/Wagering	0	0	0	0
Gambling-Operating/Promoting	1	0	0	0
Gambling-Equipment Violation	0	0	0	0
Gambling-Sports Tampering	0	0	0	0
Pornography/Obscene Materials	0	0	0	0
Prostitution	0	0	0	0
Prostitution-Assisting/Promoting	0	0	0	0
Weapon Law Violations	62	60	31	7
Total Group A Offenses	8,320	2,011	1,460	257



Nashville Metro Police Department

2002 Population Estimate 545,915

Offense Overview

Offense Total 91,774
Number Cleared 21,090
Percent Cleared 23.0%

Group A Crimes per 100,000 population 16,811.0

Arrest Overview

Total Arrests 36,456
Adult Arrests 33,198
Juvenile Arrests 3,104
Unknown Age 154

Arrests per 100,000 population 6,678.0

Avg. number offenses/incident 1.14

Domestic Violence Victims

Offense	Total	Arrests
Murder	6	3
Aggravated Assault	1,320	411
Simple Assault	4,780	81
Intimidation	1,131	123
Stalking	33	2
Forcible Rape	44	4
Forcible Sodomy	29	0
Sexual Assault w/Object	7	0
Forcible Fondling	71	3
Incest	1	0
Statutory Rape	2	0
Kidnapping/Abduction	31	12
Total	7,455	639

TIBRS Group B Arrests

Offense	Adult	Juvenile
Bad Checks	15	0
Curfew/Vagrancy	0	0
Disorderly Conduct	1,149	513
DUI	2,570	11
Drunkenness	834	4
Family-Non Violent	9	0
Liquor Law Violation	208	23
Peeping Tom	0	0
Runaway	0	447
Trespass	1,836	80
All Other Offense	15,469	776
Total Group B	22,090	1,854

TIBRS Group A Offenses	Offenses		Arrests	
	Reported	Cleared	Adult	Juvenile
Crimes Against Persons				
Murder	72	33	59	7
Negligent Manslaughter	2	1	1	0
Kidnapping/Abduction	189	61	64	1
Forcible Rape	340	123	23	19
Forcible Sodomy	105	41	0	0
Sexual Assault w/Object	21	7	1	0
Forcible Fondling	340	93	18	4
Incest	2	1	0	0
Statutory Rape	57	32	9	0
Aggravated Assault	5,745	2,029	2,187	134
Simple Assault	12,892	5,161	625	103
Intimidation	4,612	1,279	433	349
Stalking	270	83	21	0
Crimes Against Property				
Arson	128	18	24	7
Bribery	2	1	1	0
Burglary	7,361	507	212	60
Counterfeiting/Forgery	495	94	220	8
Destruction/Damage/Vandalism	13,060	1,102	155	37
Embezzlement	411	86	0	0
Extortion/Blackmail	9	4	2	0
Fraud - False Pretenses	1,263	161	115	7
Fraud - Credit Card/ATM	518	20	2	0
Fraud - Impersonation	519	50	248	3
Fraud - Welfare	2	0	0	0
Fraud - Wire	20	0	0	0
Motor Vehicle Theft	4,280	165	4	3
Robbery	2,207	229	167	37
Stolen Property Offense	12	5	3	0
Theft - Pocket Picking	144	11	0	0
Theft - Purse Snatching	111	12	0	0
Theft - Shoplifting	5,049	1,903	849	1
Theft from Building	4,858	256	0	0
Theft from Coin Machine	87	7	0	0
Theft from Motor Vehicle	7,338	163	126	11
Theft of Motor Vehicle Parts	5,108	41	0	0
Theft - All Other Larceny	4,399	447	1,335	205
Crimes Against Society				
Drug/Narcotic Violations	4,652	3,242	2,830	189
Drug/Narcotic Equipment Violations	3,359	2,409	794	4
Gambling-Betting/Wagering	29	24	19	5
Gambling-Operating/Promoting	40	22	15	0
Gambling-Equipment Violation	133	94	52	0
Gambling-Sports Tampering	0	0	0	0
Pornography/Obscene Materials	16	3	2	0
Prostitution	592	360	278	0
Prostitution-Assisting/Promoting	18	11	3	0
Weapon Law Violations	907	699	211	56
Total Group A Offenses	91,774	21,090	11,108	1,250



New Hope Police Department

2002 Population Estimate 1,014

Offense Overview

Offense Total 6
Number Cleared 2
Percent Cleared 33.3%

Group A Crimes per 100,000 population 591.7

Arrest Overview

Total Arrests 2
Adult Arrests 2
Juvenile Arrests 0
Unknown Age 0

Arrests per 100,000 population 197.2

Avg. number offenses/incident 1.00

Domestic Violence Victims

Offense	Total	Arrests
Murder	0	0
Aggravated Assault	0	0
Simple Assault	0	0
Intimidation	2	2
Stalking	0	0
Forcible Rape	0	0
Forcible Sodomy	0	0
Sexual Assault w/Object	0	0
Forcible Fondling	0	0
Incest	0	0
Statutory Rape	0	0
Kidnapping/Abduction	0	0
Total	2	2

TIBRS Group B Arrests

Offense	Adult	Juvenile
Bad Checks	0	0
Curfew/Vagrancy	0	0
Disorderly Conduct	0	0
DUI	0	0
Drunkenness	0	0
Family-Non Violent	0	0
Liquor Law Violation	0	0
Peeping Tom	0	0
Runaway	0	0
Trespass	0	0
All Other Offense	0	0
Total Group B	0	0

TIBRS Group A Offenses	Offenses		Arrests	
	Reported	Cleared	Adult	Juvenile
Crimes Against Persons				
Murder	0	0	0	0
Negligent Manslaughter	0	0	0	0
Kidnapping/Abduction	0	0	0	0
Forcible Rape	0	0	0	0
Forcible Sodomy	0	0	0	0
Sexual Assault w/Object	0	0	0	0
Forcible Fondling	0	0	0	0
Incest	0	0	0	0
Statutory Rape	0	0	0	0
Aggravated Assault	0	0	0	0
Simple Assault	0	0	0	0
Intimidation	2	2	2	0
Stalking	0	0	0	0
Crimes Against Property				
Arson	0	0	0	0
Bribery	0	0	0	0
Burglary	1	0	0	0
Counterfeiting/Forgery	0	0	0	0
Destruction/Damage/Vandalism	1	0	0	0
Embezzlement	0	0	0	0
Extortion/Blackmail	0	0	0	0
Fraud - False Pretenses	0	0	0	0
Fraud - Credit Card/ATM	0	0	0	0
Fraud - Impersonation	0	0	0	0
Fraud - Welfare	0	0	0	0
Fraud - Wire	0	0	0	0
Motor Vehicle Theft	1	0	0	0
Robbery	0	0	0	0
Stolen Property Offense	0	0	0	0
Theft - Pocket Picking	0	0	0	0
Theft - Purse Snatching	0	0	0	0
Theft - Shoplifting	0	0	0	0
Theft from Building	0	0	0	0
Theft from Coin Machine	0	0	0	0
Theft from Motor Vehicle	0	0	0	0
Theft of Motor Vehicle Parts	0	0	0	0
Theft - All Other Larceny	1	0	0	0
Crimes Against Society				
Drug/Narcotic Violations	0	0	0	0
Drug/Narcotic Equipment Violations	0	0	0	0
Gambling-Betting/Wagering	0	0	0	0
Gambling-Operating/Promoting	0	0	0	0
Gambling-Equipment Violation	0	0	0	0
Gambling-Sports Tampering	0	0	0	0
Pornography/Obscene Materials	0	0	0	0
Prostitution	0	0	0	0
Prostitution-Assisting/Promoting	0	0	0	0
Weapon Law Violations	0	0	0	0
Total Group A Offenses	6	2	2	0



New Johnsonville Police Department

2002 Population Estimate 1,947

Offense Overview

Offense Total 77
Number Cleared 40
Percent Cleared 51.9%

Group A Crimes per 100,000 population 3,954.8

Arrest Overview

Total Arrests 119
Adult Arrests 119
Juvenile Arrests 0
Unknown Age 0

Arrests per 100,000 population 6,112.0

Avg. number offenses/incident 1.07

Domestic Violence Victims

Offense	Total	Arrests
Murder	0	0
Aggravated Assault	0	0
Simple Assault	10	9
Intimidation	0	0
Stalking	0	0
Forcible Rape	0	0
Forcible Sodomy	0	0
Sexual Assault w/Object	0	0
Forcible Fondling	0	0
Incest	0	0
Statutory Rape	0	0
Kidnapping/Abduction	0	0
Total	10	9

TIBRS Group B Arrests

Offense	Adult	Juvenile
Bad Checks	15	0
Curfew/Vagrancy	0	0
Disorderly Conduct	1	0
DUI	23	0
Drunkenness	14	0
Family-Non Violent	0	0
Liquor Law Violation	1	0
Peeping Tom	0	0
Runaway	0	0
Trespass	0	0
All Other Offense	35	0
Total Group B	89	0

TIBRS Group A Offenses	Offenses		Arrests	
	Reported	Cleared	Adult	Juvenile
Crimes Against Persons				
Murder	0	0	0	0
Negligent Manslaughter	0	0	0	0
Kidnapping/Abduction	0	0	0	0
Forcible Rape	0	0	0	0
Forcible Sodomy	0	0	0	0
Sexual Assault w/Object	0	0	0	0
Forcible Fondling	0	0	0	0
Incest	0	0	0	0
Statutory Rape	0	0	0	0
Aggravated Assault	2	2	1	0
Simple Assault	14	12	12	0
Intimidation	0	0	0	0
Stalking	0	0	0	0
Crimes Against Property				
Arson	0	0	0	0
Bribery	0	0	0	0
Burglary	12	1	0	0
Counterfeiting/Forgery	5	2	2	0
Destruction/Damage/Vandalism	8	3	2	0
Embezzlement	0	0	0	0
Extortion/Blackmail	0	0	0	0
Fraud - False Pretenses	0	0	0	0
Fraud - Credit Card/ATM	0	0	0	0
Fraud - Impersonation	0	0	0	0
Fraud - Welfare	0	0	0	0
Fraud - Wire	0	0	0	0
Motor Vehicle Theft	2	1	1	0
Robbery	1	1	1	0
Stolen Property Offense	0	0	0	0
Theft - Pocket Picking	0	0	0	0
Theft - Purse Snatching	0	0	0	0
Theft - Shoplifting	2	1	1	0
Theft from Building	9	4	2	0
Theft from Coin Machine	0	0	0	0
Theft from Motor Vehicle	6	0	0	0
Theft of Motor Vehicle Parts	2	0	0	0
Theft - All Other Larceny	1	0	0	0
Crimes Against Society				
Drug/Narcotic Violations	8	8	6	0
Drug/Narcotic Equipment Violations	4	4	1	0
Gambling-Betting/Wagering	0	0	0	0
Gambling-Operating/Promoting	0	0	0	0
Gambling-Equipment Violation	0	0	0	0
Gambling-Sports Tampering	0	0	0	0
Pornography/Obscene Materials	0	0	0	0
Prostitution	0	0	0	0
Prostitution-Assisting/Promoting	0	0	0	0
Weapon Law Violations	1	1	1	0
Total Group A Offenses	77	40	30	0



New Market Police Department

2002 Population Estimate 1,249

Offense Overview

Offense Total 58
Number Cleared 31
Percent Cleared 53.4%

Group A Crimes per 100,000 population 4,643.7

Arrest Overview

Total Arrests 36
Adult Arrests 36
Juvenile Arrests 0
Unknown Age 0

Arrests per 100,000 population 2,882.3

Avg. number offenses/incident 1.08

Domestic Violence Victims

Offense	Total	Arrests
Murder	0	0
Aggravated Assault	1	1
Simple Assault	4	3
Intimidation	4	2
Stalking	0	0
Forcible Rape	0	0
Forcible Sodomy	0	0
Sexual Assault w/Object	0	0
Forcible Fondling	1	1
Incest	0	0
Statutory Rape	0	0
Kidnapping/Abduction	2	1
Total	12	8

TIBRS Group B Arrests

Offense	Adult	Juvenile
Bad Checks	2	0
Curfew/Vagrancy	0	0
Disorderly Conduct	0	0
DUI	3	0
Drunkenness	2	0
Family-Non Violent	0	0
Liquor Law Violation	0	0
Peeping Tom	0	0
Runaway	0	0
Trespass	1	0
All Other Offense	2	0
Total Group B	10	0

TIBRS Group A Offenses	Offenses		Arrests	
	Reported	Cleared	Adult	Juvenile
Crimes Against Persons				
Murder	0	0	0	0
Negligent Manslaughter	0	0	0	0
Kidnapping/Abduction	2	2	1	0
Forcible Rape	0	0	0	0
Forcible Sodomy	0	0	0	0
Sexual Assault w/Object	0	0	0	0
Forcible Fondling	1	1	1	0
Incest	0	0	0	0
Statutory Rape	0	0	0	0
Aggravated Assault	2	2	2	0
Simple Assault	9	6	6	0
Intimidation	10	4	3	0
Stalking	0	0	0	0
Crimes Against Property				
Arson	0	0	0	0
Bribery	0	0	0	0
Burglary	4	0	0	0
Counterfeiting/Forgery	4	3	3	0
Destruction/Damage/Vandalism	1	0	0	0
Embezzlement	0	0	0	0
Extortion/Blackmail	0	0	0	0
Fraud - False Pretenses	0	0	0	0
Fraud - Credit Card/ATM	1	0	0	0
Fraud - Impersonation	1	1	1	0
Fraud - Welfare	0	0	0	0
Fraud - Wire	0	0	0	0
Motor Vehicle Theft	4	1	1	0
Robbery	0	0	0	0
Stolen Property Offense	0	0	0	0
Theft - Pocket Picking	0	0	0	0
Theft - Purse Snatching	0	0	0	0
Theft - Shoplifting	0	0	0	0
Theft from Building	6	3	3	0
Theft from Coin Machine	1	0	0	0
Theft from Motor Vehicle	0	0	0	0
Theft of Motor Vehicle Parts	1	0	0	0
Theft - All Other Larceny	3	0	0	0
Crimes Against Society				
Drug/Narcotic Violations	5	5	5	0
Drug/Narcotic Equipment Violations	3	3	0	0
Gambling-Betting/Wagering	0	0	0	0
Gambling-Operating/Promoting	0	0	0	0
Gambling-Equipment Violation	0	0	0	0
Gambling-Sports Tampering	0	0	0	0
Pornography/Obscene Materials	0	0	0	0
Prostitution	0	0	0	0
Prostitution-Assisting/Promoting	0	0	0	0
Weapon Law Violations	0	0	0	0
Total Group A Offenses	58	31	26	0



New Tazewell Police Department

2002 Population Estimate 2,851

Offense Overview

Offense Total 123
Number Cleared 47
Percent Cleared 38.2%

Group A Crimes per 100,000 population 4,314.3

Arrest Overview

Total Arrests 82
Adult Arrests 80
Juvenile Arrests 2
Unknown Age 0

Arrests per 100,000 population 2,876.2

Avg. number offenses/incident 1.01

Domestic Violence Victims

Offense	Total	Arrests
Murder	0	0
Aggravated Assault	0	0
Simple Assault	12	10
Intimidation	0	0
Stalking	0	0
Forcible Rape	0	0
Forcible Sodomy	0	0
Sexual Assault w/Object	0	0
Forcible Fondling	0	0
Incest	0	0
Statutory Rape	0	0
Kidnapping/Abduction	0	0
Total	12	10

TIBRS Group B Arrests

Offense	Adult	Juvenile
Bad Checks	0	0
Curfew/Vagrancy	0	0
Disorderly Conduct	2	0
DUI	11	1
Drunkenness	14	0
Family-Non Violent	0	0
Liquor Law Violation	4	0
Peeping Tom	0	0
Runaway	0	0
Trespass	0	0
All Other Offense	0	0
Total Group B	31	1

TIBRS Group A Offenses	Offenses		Arrests	
	Reported	Cleared	Adult	Juvenile
Crimes Against Persons				
Murder	0	0	0	0
Negligent Manslaughter	0	0	0	0
Kidnapping/Abduction	0	0	0	0
Forcible Rape	0	0	0	0
Forcible Sodomy	0	0	0	0
Sexual Assault w/Object	0	0	0	0
Forcible Fondling	0	0	0	0
Incest	0	0	0	0
Statutory Rape	0	0	0	0
Aggravated Assault	2	1	1	0
Simple Assault	27	16	18	0
Intimidation	2	1	1	0
Stalking	0	0	0	0
Crimes Against Property				
Arson	0	0	0	0
Bribery	0	0	0	0
Burglary	11	1	0	0
Counterfeiting/Forgery	2	1	2	0
Destruction/Damage/Vandalism	14	2	1	0
Embezzlement	2	1	1	0
Extortion/Blackmail	0	0	0	0
Fraud - False Pretenses	4	0	0	0
Fraud - Credit Card/ATM	1	0	0	0
Fraud - Impersonation	0	0	0	0
Fraud - Welfare	0	0	0	0
Fraud - Wire	0	0	0	0
Motor Vehicle Theft	0	0	0	0
Robbery	3	2	3	0
Stolen Property Offense	0	0	0	0
Theft - Pocket Picking	0	0	0	0
Theft - Purse Snatching	0	0	0	0
Theft - Shoplifting	8	6	6	0
Theft from Building	11	3	4	0
Theft from Coin Machine	0	0	0	0
Theft from Motor Vehicle	8	0	0	0
Theft of Motor Vehicle Parts	6	1	1	0
Theft - All Other Larceny	10	0	0	0
Crimes Against Society				
Drug/Narcotic Violations	10	10	8	1
Drug/Narcotic Equipment Violations	0	0	1	0
Gambling-Betting/Wagering	0	0	0	0
Gambling-Operating/Promoting	0	0	0	0
Gambling-Equipment Violation	0	0	0	0
Gambling-Sports Tampering	0	0	0	0
Pornography/Obscene Materials	1	1	1	0
Prostitution	0	0	0	0
Prostitution-Assisting/Promoting	0	0	0	0
Weapon Law Violations	1	1	1	0
Total Group A Offenses	123	47	49	1



Newbern Police Department

2002 Population Estimate 2,975

Offense Overview

Offense Total 206
Number Cleared 125
Percent Cleared 60.7%

Group A Crimes per 100,000 population 6,924.4

Arrest Overview

Total Arrests 249
Adult Arrests 214
Juvenile Arrests 35
Unknown Age 0

Arrests per 100,000 population 8,369.7

Avg. number offenses/incident 1.07

Domestic Violence Victims

Offense	Total	Arrests
Murder	0	0
Aggravated Assault	3	2
Simple Assault	23	17
Intimidation	0	0
Stalking	0	0
Forcible Rape	0	0
Forcible Sodomy	0	0
Sexual Assault w/Object	0	0
Forcible Fondling	3	5
Incest	0	0
Statutory Rape	0	0
Kidnapping/Abduction	0	0
Total	29	24

TIBRS Group B Arrests

Offense	Adult	Juvenile
Bad Checks	52	0
Curfew/Vagrancy	0	0
Disorderly Conduct	0	8
DUI	22	0
Drunkenness	15	0
Family-Non Violent	0	0
Liquor Law Violation	4	2
Peeping Tom	0	0
Runaway	0	0
Trespass	1	0
All Other Offense	35	3
Total Group B	129	13

TIBRS Group A Offenses	Offenses		Arrests	
	Reported	Cleared	Adult	Juvenile
Crimes Against Persons				
Murder	0	0	0	0
Negligent Manslaughter	0	0	0	0
Kidnapping/Abduction	0	0	0	0
Forcible Rape	0	0	0	0
Forcible Sodomy	0	0	0	0
Sexual Assault w/Object	0	0	0	0
Forcible Fondling	3	3	2	3
Incest	0	0	0	0
Statutory Rape	0	0	0	0
Aggravated Assault	11	9	5	2
Simple Assault	54	48	37	3
Intimidation	6	4	3	0
Stalking	0	0	0	0
Crimes Against Property				
Arson	0	0	0	0
Bribery	0	0	0	0
Burglary	16	4	3	1
Counterfeiting/Forgery	5	4	5	0
Destruction/Damage/Vandalism	18	6	1	4
Embezzlement	1	1	1	0
Extortion/Blackmail	0	0	0	0
Fraud - False Pretenses	2	0	0	0
Fraud - Credit Card/ATM	2	1	0	0
Fraud - Impersonation	0	0	0	0
Fraud - Welfare	0	0	0	0
Fraud - Wire	0	0	0	0
Motor Vehicle Theft	6	1	1	0
Robbery	0	0	0	0
Stolen Property Offense	0	0	0	0
Theft - Pocket Picking	0	0	0	0
Theft - Purse Snatching	0	0	0	0
Theft - Shoplifting	4	4	2	0
Theft from Building	3	2	1	1
Theft from Coin Machine	0	0	0	0
Theft from Motor Vehicle	13	2	1	1
Theft of Motor Vehicle Parts	3	1	1	0
Theft - All Other Larceny	34	11	6	0
Crimes Against Society				
Drug/Narcotic Violations	15	15	13	6
Drug/Narcotic Equipment Violations	5	5	1	0
Gambling-Betting/Wagering	0	0	0	0
Gambling-Operating/Promoting	0	0	0	0
Gambling-Equipment Violation	0	0	0	0
Gambling-Sports Tampering	0	0	0	0
Pornography/Obscene Materials	0	0	0	0
Prostitution	0	0	0	0
Prostitution-Assisting/Promoting	0	0	0	0
Weapon Law Violations	5	4	2	1
Total Group A Offenses	206	125	85	22



Newport Police Department

2002 Population Estimate 7,206

Offense Overview

Offense Total 1,043
Number Cleared 149
Percent Cleared 14.3%

Group A Crimes per 100,000 population 14,474.0

Arrest Overview

Total Arrests 616
Adult Arrests 575
Juvenile Arrests 38
Unknown Age 3

Arrests per 100,000 population 8,548.4

Avg. number offenses/incident 1.03

Domestic Violence Victims

Offense	Total	Arrests
Murder	0	0
Aggravated Assault	1	1
Simple Assault	10	7
Intimidation	0	0
Stalking	0	0
Forcible Rape	0	0
Forcible Sodomy	0	0
Sexual Assault w/Object	0	0
Forcible Fondling	0	0
Incest	0	0
Statutory Rape	0	0
Kidnapping/Abduction	0	0
Total	11	8

TIBRS Group B Arrests

Offense	Adult	Juvenile
Bad Checks	5	0
Curfew/Vagrancy	0	0
Disorderly Conduct	3	0
DUI	76	2
Drunkenness	117	3
Family-Non Violent	4	0
Liquor Law Violation	2	0
Peeping Tom	0	0
Runaway	0	0
Trespass	3	0
All Other Offense	247	10
Total Group B	457	15

TIBRS Group A Offenses	Offenses		Arrests	
	Reported	Cleared	Adult	Juvenile
Crimes Against Persons				
Murder	0	0	0	0
Negligent Manslaughter	0	0	0	0
Kidnapping/Abduction	0	0	0	0
Forcible Rape	2	1	1	0
Forcible Sodomy	0	0	0	0
Sexual Assault w/Object	0	0	0	0
Forcible Fondling	2	0	0	0
Incest	0	0	0	0
Statutory Rape	0	0	0	0
Aggravated Assault	27	4	4	0
Simple Assault	121	24	21	1
Intimidation	50	2	1	0
Stalking	3	0	0	0
Crimes Against Property				
Arson	3	0	0	0
Bribery	0	0	0	0
Burglary	163	4	3	0
Counterfeiting/Forgery	44	1	1	0
Destruction/Damage/Vandalism	112	9	10	2
Embezzlement	1	1	1	0
Extortion/Blackmail	0	0	0	0
Fraud - False Pretenses	30	3	2	0
Fraud - Credit Card/ATM	7	1	1	0
Fraud - Impersonation	8	0	0	0
Fraud - Welfare	0	0	0	0
Fraud - Wire	0	0	0	0
Motor Vehicle Theft	61	3	2	0
Robbery	4	1	1	0
Stolen Property Offense	0	0	0	0
Theft - Pocket Picking	1	0	0	0
Theft - Purse Snatching	3	3	0	0
Theft - Shoplifting	88	75	56	19
Theft from Building	58	6	2	0
Theft from Coin Machine	3	0	0	0
Theft from Motor Vehicle	114	5	9	0
Theft of Motor Vehicle Parts	12	1	0	0
Theft - All Other Larceny	124	3	2	0
Crimes Against Society				
Drug/Narcotic Violations	2	2	1	1
Drug/Narcotic Equipment Violations	0	0	0	0
Gambling-Betting/Wagering	0	0	0	0
Gambling-Operating/Promoting	0	0	0	0
Gambling-Equipment Violation	0	0	0	0
Gambling-Sports Tampering	0	0	0	0
Pornography/Obscene Materials	0	0	0	0
Prostitution	0	0	0	0
Prostitution-Assisting/Promoting	0	0	0	0
Weapon Law Violations	0	0	0	0
Total Group A Offenses	1,043	149	118	23



Niota Police Department

2002 Population Estimate 784

Offense Overview

Offense Total 35
Number Cleared 3
Percent Cleared 8.6%

Group A Crimes per 100,000 population 4,464.3

Arrest Overview

Total Arrests 7
Adult Arrests 7
Juvenile Arrests 0
Unknown Age 0

Arrests per 100,000 population 892.9

Avg. number offenses/incident 1.06

Domestic Violence Victims

Offense	Total	Arrests
Murder	0	0
Aggravated Assault	1	0
Simple Assault	1	0
Intimidation	1	0
Stalking	0	0
Forcible Rape	0	0
Forcible Sodomy	0	0
Sexual Assault w/Object	0	0
Forcible Fondling	0	0
Incest	0	0
Statutory Rape	0	0
Kidnapping/Abduction	0	0
Total	3	0

TIBRS Group B Arrests

Offense	Adult	Juvenile
Bad Checks	0	0
Curfew/Vagrancy	0	0
Disorderly Conduct	0	0
DUI	2	0
Drunkenness	2	0
Family-Non Violent	0	0
Liquor Law Violation	0	0
Peeping Tom	0	0
Runaway	0	0
Trespass	0	0
All Other Offense	0	0
Total Group B	4	0

TIBRS Group A Offenses	Offenses		Arrests	
	Reported	Cleared	Adult	Juvenile
Crimes Against Persons				
Murder	0	0	0	0
Negligent Manslaughter	0	0	0	0
Kidnapping/Abduction	0	0	0	0
Forcible Rape	1	0	0	0
Forcible Sodomy	0	0	0	0
Sexual Assault w/Object	0	0	0	0
Forcible Fondling	0	0	0	0
Incest	0	0	0	0
Statutory Rape	0	0	0	0
Aggravated Assault	2	0	0	0
Simple Assault	5	1	1	0
Intimidation	2	0	0	0
Stalking	0	0	0	0
Crimes Against Property				
Arson	0	0	0	0
Bribery	0	0	0	0
Burglary	2	0	0	0
Counterfeiting/Forgery	0	0	0	0
Destruction/Damage/Vandalism	2	0	0	0
Embezzlement	0	0	0	0
Extortion/Blackmail	0	0	0	0
Fraud - False Pretenses	0	0	0	0
Fraud - Credit Card/ATM	0	0	0	0
Fraud - Impersonation	0	0	0	0
Fraud - Welfare	0	0	0	0
Fraud - Wire	0	0	0	0
Motor Vehicle Theft	2	0	0	0
Robbery	0	0	0	0
Stolen Property Offense	0	0	0	0
Theft - Pocket Picking	0	0	0	0
Theft - Purse Snatching	0	0	0	0
Theft - Shoplifting	0	0	0	0
Theft from Building	0	0	0	0
Theft from Coin Machine	0	0	0	0
Theft from Motor Vehicle	4	0	0	0
Theft of Motor Vehicle Parts	2	0	0	0
Theft - All Other Larceny	11	0	0	0
Crimes Against Society				
Drug/Narcotic Violations	2	2	2	0
Drug/Narcotic Equipment Violations	0	0	0	0
Gambling-Betting/Wagering	0	0	0	0
Gambling-Operating/Promoting	0	0	0	0
Gambling-Equipment Violation	0	0	0	0
Gambling-Sports Tampering	0	0	0	0
Pornography/Obscene Materials	0	0	0	0
Prostitution	0	0	0	0
Prostitution-Assisting/Promoting	0	0	0	0
Weapon Law Violations	0	0	0	0
Total Group A Offenses	35	3	3	0



Nolensville Police Department

2002 Population Estimate 2,505

Offense Overview

Offense Total 29
 Number Cleared 13
 Percent Cleared 44.8%

Group A Crimes per 100,000
 population 1,157.7

Arrest Overview

Total Arrests 21
 Adult Arrests 17
 Juvenile Arrests 4
 Unknown Age 0

Arrests per 100,000 population 838.3

Avg. number offenses/incident 1.04

Domestic Violence Victims

Offense	Total	Arrests
Murder	0	0
Aggravated Assault	0	0
Simple Assault	3	3
Intimidation	1	1
Stalking	0	0
Forcible Rape	0	0
Forcible Sodomy	0	0
Sexual Assault w/Object	0	0
Forcible Fondling	0	0
Incest	0	0
Statutory Rape	0	0
Kidnapping/Abduction	0	0
Total	4	4

TIBRS Group B Arrests

Offense	Adult	Juvenile
Bad Checks	0	0
Curfew/Vagrancy	0	0
Disorderly Conduct	0	0
DUI	9	0
Drunkenness	1	0
Family-Non Violent	0	0
Liquor Law Violation	0	0
Peeping Tom	0	0
Runaway	0	0
Trespass	0	0
All Other Offense	1	0
Total Group B	11	0

TIBRS Group A Offenses	Offenses		Arrests	
	Reported	Cleared	Adult	Juvenile
Crimes Against Persons				
Murder	0	0	0	0
Negligent Manslaughter	0	0	0	0
Kidnapping/Abduction	0	0	0	0
Forcible Rape	0	0	0	0
Forcible Sodomy	0	0	0	0
Sexual Assault w/Object	0	0	0	0
Forcible Fondling	0	0	0	0
Incest	0	0	0	0
Statutory Rape	0	0	0	0
Aggravated Assault	1	1	0	3
Simple Assault	3	3	3	0
Intimidation	1	1	1	0
Stalking	0	0	0	0
Crimes Against Property				
Arson	0	0	0	0
Bribery	2	0	0	0
Burglary	0	0	0	0
Counterfeiting/Forgery	0	0	0	0
Destruction/Damage/Vandalism	8	2	1	0
Embezzlement	0	0	0	0
Extortion/Blackmail	0	0	0	0
Fraud - False Pretenses	1	1	0	0
Fraud - Credit Card/ATM	1	0	0	0
Fraud - Impersonation	2	1	0	0
Fraud - Welfare	0	0	0	0
Fraud - Wire	1	0	0	0
Motor Vehicle Theft	0	0	0	0
Robbery	0	0	0	0
Stolen Property Offense	0	0	0	0
Theft - Pocket Picking	0	0	0	0
Theft - Purse Snatching	0	0	0	0
Theft - Shoplifting	0	0	0	0
Theft from Building	1	0	0	0
Theft from Coin Machine	0	0	0	0
Theft from Motor Vehicle	0	0	0	0
Theft of Motor Vehicle Parts	0	0	0	0
Theft - All Other Larceny	5	1	0	1
Crimes Against Society				
Drug/Narcotic Violations	2	2	1	0
Drug/Narcotic Equipment Violations	1	1	0	0
Gambling-Betting/Wagering	0	0	0	0
Gambling-Operating/Promoting	0	0	0	0
Gambling-Equipment Violation	0	0	0	0
Gambling-Sports Tampering	0	0	0	0
Pornography/Obscene Materials	0	0	0	0
Prostitution	0	0	0	0
Prostitution-Assisting/Promoting	0	0	0	0
Weapon Law Violations	0	0	0	0
Total Group A Offenses	29	13	6	4



Norris Police Department

2002 Population Estimate **1,419**

Offense Overview

Offense Total 47
 Number Cleared 5
 Percent Cleared 10.6%

Group A Crimes per 100,000
 population 3,312.2

Arrest Overview

Total Arrests 14
 Adult Arrests 14
 Juvenile Arrests 0
 Unknown Age 0

Arrests per 100,000 population 986.6

Avg. number offenses/incident 1.02

Domestic Violence Victims

Offense	Total	Arrests
Murder	0	0
Aggravated Assault	0	0
Simple Assault	0	0
Intimidation	0	0
Stalking	0	0
Forcible Rape	0	0
Forcible Sodomy	0	0
Sexual Assault w/Object	0	0
Forcible Fondling	0	0
Incest	0	0
Statutory Rape	0	0
Kidnapping/Abduction	0	0
Total	0	0

TIBRS Group B Arrests

Offense	Adult	Juvenile
Bad Checks	0	0
Curfew/Vagrancy	0	0
Disorderly Conduct	0	0
DUI	5	0
Drunkenness	3	0
Family-Non Violent	0	0
Liquor Law Violation	0	0
Peeping Tom	0	0
Runaway	0	0
Trespass	0	0
All Other Offense	0	0
Total Group B	8	0

TIBRS Group A Offenses	Offenses		Arrests	
	Reported	Cleared	Adult	Juvenile
Crimes Against Persons				
Murder	0	0	0	0
Negligent Manslaughter	0	0	0	0
Kidnapping/Abduction	0	0	0	0
Forcible Rape	0	0	0	0
Forcible Sodomy	0	0	0	0
Sexual Assault w/Object	0	0	0	0
Forcible Fondling	0	0	0	0
Incest	0	0	0	0
Statutory Rape	0	0	0	0
Aggravated Assault	1	0	0	0
Simple Assault	0	0	0	0
Intimidation	0	0	0	0
Stalking	0	0	0	0
Crimes Against Property				
Arson	0	0	0	0
Bribery	0	0	0	0
Burglary	10	0	0	0
Counterfeiting/Forgery	1	0	0	0
Destruction/Damage/Vandalism	14	1	1	0
Embezzlement	0	0	0	0
Extortion/Blackmail	0	0	0	0
Fraud - False Pretenses	0	0	0	0
Fraud - Credit Card/ATM	0	0	0	0
Fraud - Impersonation	0	0	0	0
Fraud - Welfare	0	0	0	0
Fraud - Wire	0	0	0	0
Motor Vehicle Theft	0	0	0	0
Robbery	1	0	0	0
Stolen Property Offense	0	0	0	0
Theft - Pocket Picking	0	0	0	0
Theft - Purse Snatching	0	0	0	0
Theft - Shoplifting	4	1	1	0
Theft from Building	1	0	0	0
Theft from Coin Machine	2	1	2	0
Theft from Motor Vehicle	0	0	0	0
Theft of Motor Vehicle Parts	2	0	0	0
Theft - All Other Larceny	9	0	0	0
Crimes Against Society				
Drug/Narcotic Violations	2	2	2	0
Drug/Narcotic Equipment Violations	0	0	0	0
Gambling-Betting/Wagering	0	0	0	0
Gambling-Operating/Promoting	0	0	0	0
Gambling-Equipment Violation	0	0	0	0
Gambling-Sports Tampering	0	0	0	0
Pornography/Obscene Materials	0	0	0	0
Prostitution	0	0	0	0
Prostitution-Assisting/Promoting	0	0	0	0
Weapon Law Violations	0	0	0	0
Total Group A Offenses	47	5	6	0



Oak Ridge Police Department

2002 Population Estimate 27,228

Offense Overview

Offense Total 3,333
Number Cleared 1,205
Percent Cleared 36.2%

Group A Crimes per 100,000 population 12,241.1

Arrest Overview

Total Arrests 1,377
Adult Arrests 1,238
Juvenile Arrests 139
Unknown Age 0

Arrests per 100,000 population 5,057.3

Avg. number offenses/incident 1.10

Domestic Violence Victims

Offense	Total	Arrests
Murder	1	1
Aggravated Assault	22	18
Simple Assault	110	71
Intimidation	15	2
Stalking	1	0
Forcible Rape	3	0
Forcible Sodomy	1	0
Sexual Assault w/Object	1	1
Forcible Fondling	0	0
Incest	0	0
Statutory Rape	0	0
Kidnapping/Abduction	2	2
Total	156	95

TIBRS Group B Arrests

Offense	Adult	Juvenile
Bad Checks	6	0
Curfew/Vagrancy	0	0
Disorderly Conduct	28	3
DUI	95	0
Drunkenness	124	2
Family-Non Violent	1	0
Liquor Law Violation	9	8
Peeping Tom	0	0
Runaway	0	16
Trespass	32	0
All Other Offense	63	8
Total Group B	358	37

TIBRS Group A Offenses	Offenses		Arrests	
	Reported	Cleared	Adult	Juvenile
Crimes Against Persons				
Murder	1	1	1	0
Negligent Manslaughter	0	0	0	0
Kidnapping/Abduction	8	5	4	0
Forcible Rape	18	2	0	1
Forcible Sodomy	1	0	0	0
Sexual Assault w/Object	2	1	1	0
Forcible Fondling	6	1	0	0
Incest	0	0	0	0
Statutory Rape	2	0	0	0
Aggravated Assault	103	67	53	4
Simple Assault	370	233	161	19
Intimidation	54	15	3	0
Stalking	9	0	0	0
Crimes Against Property				
Arson	4	0	0	0
Bribery	0	0	0	0
Burglary	340	48	34	10
Counterfeiting/Forgery	125	55	46	1
Destruction/Damage/Vandalism	405	75	26	16
Embezzlement	13	8	8	0
Extortion/Blackmail	0	0	0	0
Fraud - False Pretenses	80	29	19	1
Fraud - Credit Card/ATM	27	5	5	0
Fraud - Impersonation	34	28	17	4
Fraud - Welfare	0	0	0	0
Fraud - Wire	1	0	0	0
Motor Vehicle Theft	122	28	17	3
Robbery	41	12	13	0
Stolen Property Offense	36	35	34	3
Theft - Pocket Picking	0	0	0	0
Theft - Purse Snatching	1	0	0	0
Theft - Shoplifting	202	147	129	29
Theft from Building	157	31	25	1
Theft from Coin Machine	13	0	0	0
Theft from Motor Vehicle	256	11	4	0
Theft of Motor Vehicle Parts	90	1	1	0
Theft - All Other Larceny	501	67	44	3
Crimes Against Society				
Drug/Narcotic Violations	173	165	172	5
Drug/Narcotic Equipment Violations	109	108	53	1
Gambling-Betting/Wagering	0	0	0	0
Gambling-Operating/Promoting	0	0	0	0
Gambling-Equipment Violation	0	0	0	0
Gambling-Sports Tampering	0	0	0	0
Pornography/Obscene Materials	1	0	0	0
Prostitution	0	0	0	0
Prostitution-Assisting/Promoting	0	0	0	0
Weapon Law Violations	28	27	10	1
Total Group A Offenses	3,333	1,205	880	102



Oakland Police Department

2002 Population Estimate **1,349**

Offense Overview

Offense Total 168
 Number Cleared 119
 Percent Cleared 70.8%

Group A Crimes per 100,000
 population 12,453.7

Arrest Overview

Total Arrests 108
 Adult Arrests 99
 Juvenile Arrests 9
 Unknown Age 0

Arrests per 100,000 population 8,005.9

Avg. number offenses/incident 1.14

Domestic Violence Victims

Offense	Total	Arrests
Murder	0	0
Aggravated Assault	3	3
Simple Assault	10	7
Intimidation	4	1
Stalking	0	0
Forcible Rape	0	0
Forcible Sodomy	0	0
Sexual Assault w/Object	0	0
Forcible Fondling	0	0
Incest	0	0
Statutory Rape	0	0
Kidnapping/Abduction	0	0
Total	17	11

TIBRS Group B Arrests

Offense	Adult	Juvenile
Bad Checks	0	0
Curfew/Vagrancy	0	0
Disorderly Conduct	2	1
DUI	16	0
Drunkenness	2	0
Family-Non Violent	0	0
Liquor Law Violation	11	2
Peeping Tom	0	0
Runaway	0	0
Trespass	0	0
All Other Offense	0	1
Total Group B	31	4

TIBRS Group A Offenses	Offenses		Arrests	
	Reported	Cleared	Adult	Juvenile
Crimes Against Persons				
Murder	0	0	0	0
Negligent Manslaughter	0	0	0	0
Kidnapping/Abduction	0	0	0	0
Forcible Rape	0	0	0	0
Forcible Sodomy	0	0	0	0
Sexual Assault w/Object	0	0	0	0
Forcible Fondling	1	1	0	1
Incest	0	0	0	0
Statutory Rape	0	0	0	0
Aggravated Assault	5	5	5	0
Simple Assault	17	14	8	0
Intimidation	10	7	1	0
Stalking	0	0	0	0
Crimes Against Property				
Arson	0	0	0	0
Bribery	0	0	0	0
Burglary	11	3	1	0
Counterfeiting/Forgery	4	1	0	0
Destruction/Damage/Vandalism	15	5	1	0
Embezzlement	1	1	1	0
Extortion/Blackmail	0	0	0	0
Fraud - False Pretenses	1	1	1	0
Fraud - Credit Card/ATM	1	0	0	0
Fraud - Impersonation	3	3	2	0
Fraud - Welfare	0	0	0	0
Fraud - Wire	0	0	0	0
Motor Vehicle Theft	5	2	2	0
Robbery	2	2	2	0
Stolen Property Offense	0	0	0	0
Theft - Pocket Picking	0	0	0	0
Theft - Purse Snatching	0	0	0	0
Theft - Shoplifting	0	0	0	0
Theft from Building	9	5	3	0
Theft from Coin Machine	1	1	0	0
Theft from Motor Vehicle	4	1	1	0
Theft of Motor Vehicle Parts	5	1	1	0
Theft - All Other Larceny	16	9	2	0
Crimes Against Society				
Drug/Narcotic Violations	33	33	29	4
Drug/Narcotic Equipment Violations	19	19	5	0
Gambling-Betting/Wagering	0	0	0	0
Gambling-Operating/Promoting	0	0	0	0
Gambling-Equipment Violation	0	0	0	0
Gambling-Sports Tampering	0	0	0	0
Pornography/Obscene Materials	0	0	0	0
Prostitution	0	0	0	0
Prostitution-Assisting/Promoting	0	0	0	0
Weapon Law Violations	5	5	3	0
Total Group A Offenses	168	119	68	5



Obion Police Department

2002 Population Estimate 1,123

Offense Overview

Offense Total 78
Number Cleared 34
Percent Cleared 43.6%

Group A Crimes per 100,000 population 6,945.7

Arrest Overview

Total Arrests 48
Adult Arrests 37
Juvenile Arrests 10
Unknown Age 1

Arrests per 100,000 population 4,274.3

Avg. number offenses/incident 1.04

Domestic Violence Victims

Offense	Total	Arrests
Murder	0	0
Aggravated Assault	0	0
Simple Assault	3	2
Intimidation	1	0
Stalking	0	0
Forcible Rape	0	0
Forcible Sodomy	0	0
Sexual Assault w/Object	0	0
Forcible Fondling	0	0
Incest	0	0
Statutory Rape	0	0
Kidnapping/Abduction	0	0
Total	4	2

TIBRS Group B Arrests

Offense	Adult	Juvenile
Bad Checks	0	0
Curfew/Vagrancy	0	0
Disorderly Conduct	7	0
DUI	7	0
Drunkenness	4	0
Family-Non Violent	0	0
Liquor Law Violation	0	0
Peeping Tom	0	0
Runaway	0	0
Trespass	0	0
All Other Offense	0	2
Total Group B	18	2

TIBRS Group A Offenses	Offenses		Arrests	
	Reported	Cleared	Adult	Juvenile
Crimes Against Persons				
Murder	0	0	0	0
Negligent Manslaughter	0	0	0	0
Kidnapping/Abduction	0	0	0	0
Forcible Rape	0	0	0	0
Forcible Sodomy	0	0	0	0
Sexual Assault w/Object	0	0	0	0
Forcible Fondling	0	0	0	0
Incest	0	0	0	0
Statutory Rape	0	0	0	0
Aggravated Assault	1	1	1	0
Simple Assault	10	10	7	0
Intimidation	8	3	0	0
Stalking	0	0	0	0
Crimes Against Property				
Arson	0	0	0	0
Bribery	0	0	0	0
Burglary	12	4	3	4
Counterfeiting/Forgery	1	0	0	0
Destruction/Damage/Vandalism	18	4	1	0
Embezzlement	0	0	0	0
Extortion/Blackmail	0	0	0	0
Fraud - False Pretenses	1	1	0	0
Fraud - Credit Card/ATM	0	0	0	0
Fraud - Impersonation	0	0	0	0
Fraud - Welfare	0	0	0	0
Fraud - Wire	0	0	0	0
Motor Vehicle Theft	1	1	1	0
Robbery	0	0	0	0
Stolen Property Offense	0	0	0	0
Theft - Pocket Picking	0	0	0	0
Theft - Purse Snatching	0	0	0	0
Theft - Shoplifting	0	0	0	0
Theft from Building	4	1	1	0
Theft from Coin Machine	1	1	0	4
Theft from Motor Vehicle	8	1	1	0
Theft of Motor Vehicle Parts	0	0	0	0
Theft - All Other Larceny	7	1	0	0
Crimes Against Society				
Drug/Narcotic Violations	4	4	3	0
Drug/Narcotic Equipment Violations	2	2	1	0
Gambling-Betting/Wagering	0	0	0	0
Gambling-Operating/Promoting	0	0	0	0
Gambling-Equipment Violation	0	0	0	0
Gambling-Sports Tampering	0	0	0	0
Pornography/Obscene Materials	0	0	0	0
Prostitution	0	0	0	0
Prostitution-Assisting/Promoting	0	0	0	0
Weapon Law Violations	0	0	0	0
Total Group A Offenses	78	34	19	8



Oliver Springs Police Department

2002 Population Estimate 3,288

Offense Overview

Offense Total 292
 Number Cleared 166
 Percent Cleared 56.8%

Group A Crimes per 100,000
 population 8,880.8

Arrest Overview

Total Arrests 343
 Adult Arrests 337
 Juvenile Arrests 3
 Unknown Age 3

Arrests per 100,000 population 10,431.9

Avg. number offenses/incident 1.10

Domestic Violence Victims

Offense	Total	Arrests
Murder	0	0
Aggravated Assault	0	0
Simple Assault	6	5
Intimidation	1	0
Stalking	0	0
Forcible Rape	1	0
Forcible Sodomy	0	0
Sexual Assault w/Object	0	0
Forcible Fondling	0	0
Incest	0	0
Statutory Rape	0	0
Kidnapping/Abduction	0	0
Total	8	5

TIBRS Group B Arrests

Offense	Adult	Juvenile
Bad Checks	2	0
Curfew/Vagrancy	0	0
Disorderly Conduct	0	0
DUI	23	0
Drunkenness	4	0
Family-Non Violent	0	0
Liquor Law Violation	7	0
Peeping Tom	0	0
Runaway	0	0
Trespass	1	0
All Other Offense	143	0
Total Group B	180	0

TIBRS Group A Offenses	Offenses		Arrests	
	Reported	Cleared	Adult	Juvenile
Crimes Against Persons				
Murder	0	0	0	0
Negligent Manslaughter	0	0	0	0
Kidnapping/Abduction	0	0	0	0
Forcible Rape	1	0	0	0
Forcible Sodomy	0	0	0	0
Sexual Assault w/Object	0	0	0	0
Forcible Fondling	0	0	0	0
Incest	0	0	0	0
Statutory Rape	0	0	0	0
Aggravated Assault	5	3	3	0
Simple Assault	21	12	12	0
Intimidation	1	0	0	0
Stalking	0	0	0	0
Crimes Against Property				
Arson	2	1	1	0
Bribery	0	0	0	0
Burglary	23	1	4	0
Counterfeiting/Forgery	8	2	3	0
Destruction/Damage/Vandalism	21	5	5	0
Embezzlement	0	0	0	0
Extortion/Blackmail	0	0	0	0
Fraud - False Pretenses	4	4	2	0
Fraud - Credit Card/ATM	1	0	0	0
Fraud - Impersonation	5	5	6	0
Fraud - Welfare	0	0	0	0
Fraud - Wire	0	0	0	0
Motor Vehicle Theft	6	0	0	0
Robbery	3	0	0	0
Stolen Property Offense	1	1	0	0
Theft - Pocket Picking	0	0	0	0
Theft - Purse Snatching	0	0	0	0
Theft - Shoplifting	11	11	10	0
Theft from Building	25	3	3	0
Theft from Coin Machine	0	0	0	0
Theft from Motor Vehicle	19	0	1	0
Theft of Motor Vehicle Parts	4	1	0	0
Theft - All Other Larceny	15	1	1	0
Crimes Against Society				
Drug/Narcotic Violations	70	70	72	3
Drug/Narcotic Equipment Violations	42	42	29	0
Gambling-Betting/Wagering	0	0	0	0
Gambling-Operating/Promoting	0	0	0	0
Gambling-Equipment Violation	0	0	0	0
Gambling-Sports Tampering	0	0	0	0
Pornography/Obscene Materials	0	0	0	0
Prostitution	0	0	0	0
Prostitution-Assisting/Promoting	0	0	0	0
Weapon Law Violations	4	4	5	0
Total Group A Offenses	292	166	157	3



Oneida Police Department

2002 Population Estimate 3,655

Offense Overview

Offense Total 415
Number Cleared 239
Percent Cleared 57.6%

Group A Crimes per 100,000 population 11,354.3

Arrest Overview

Total Arrests 394
Adult Arrests 322
Juvenile Arrests 72
Unknown Age 0

Arrests per 100,000 population 10,779.8

Avg. number offenses/incident 1.15

Domestic Violence Victims

Offense	Total	Arrests
Murder	0	0
Aggravated Assault	0	0
Simple Assault	9	9
Intimidation	0	0
Stalking	0	0
Forcible Rape	0	0
Forcible Sodomy	0	0
Sexual Assault w/Object	0	0
Forcible Fondling	0	0
Incest	0	0
Statutory Rape	0	0
Kidnapping/Abduction	0	0
Total	9	9

TIBRS Group B Arrests

Offense	Adult	Juvenile
Bad Checks	4	0
Curfew/Vagrancy	1	0
Disorderly Conduct	46	11
DUI	37	0
Drunkenness	14	0
Family-Non Violent	0	3
Liquor Law Violation	10	13
Peeping Tom	0	0
Runaway	0	1
Trespass	5	1
All Other Offense	13	1
Total Group B	130	30

TIBRS Group A Offenses	Offenses		Arrests	
	Reported	Cleared	Adult	Juvenile
Crimes Against Persons				
Murder	0	0	0	0
Negligent Manslaughter	0	0	0	0
Kidnapping/Abduction	0	0	0	0
Forcible Rape	1	1	1	0
Forcible Sodomy	2	1	1	0
Sexual Assault w/Object	0	0	0	0
Forcible Fondling	1	1	0	1
Incest	0	0	0	0
Statutory Rape	0	0	0	0
Aggravated Assault	2	2	2	0
Simple Assault	34	24	23	0
Intimidation	25	4	3	0
Stalking	0	0	0	0
Crimes Against Property				
Arson	0	0	0	0
Bribery	0	0	0	0
Burglary	19	6	2	5
Counterfeiting/Forgery	6	5	6	0
Destruction/Damage/Vandalism	63	20	11	10
Embezzlement	0	0	0	0
Extortion/Blackmail	0	0	0	0
Fraud - False Pretenses	2	1	0	0
Fraud - Credit Card/ATM	1	1	1	0
Fraud - Impersonation	2	1	1	0
Fraud - Welfare	0	0	0	0
Fraud - Wire	0	0	0	0
Motor Vehicle Theft	4	0	0	0
Robbery	0	0	0	0
Stolen Property Offense	0	0	0	0
Theft - Pocket Picking	0	0	0	0
Theft - Purse Snatching	0	0	0	0
Theft - Shoplifting	68	68	63	23
Theft from Building	1	0	0	0
Theft from Coin Machine	7	1	2	0
Theft from Motor Vehicle	19	1	1	0
Theft of Motor Vehicle Parts	2	0	0	0
Theft - All Other Larceny	64	10	9	0
Crimes Against Society				
Drug/Narcotic Violations	48	48	47	2
Drug/Narcotic Equipment Violations	39	39	17	1
Gambling-Betting/Wagering	0	0	0	0
Gambling-Operating/Promoting	0	0	0	0
Gambling-Equipment Violation	0	0	0	0
Gambling-Sports Tampering	0	0	0	0
Pornography/Obscene Materials	0	0	0	0
Prostitution	0	0	0	0
Prostitution-Assisting/Promoting	0	0	0	0
Weapon Law Violations	5	5	2	0
Total Group A Offenses	415	239	192	42



Paris Police Department

2002 Population Estimate 9,676

Offense Overview

Offense Total 912
Number Cleared 479
Percent Cleared 52.5%

Group A Crimes per 100,000 population 9,425.4

Arrest Overview

Total Arrests 564
Adult Arrests 526
Juvenile Arrests 38
Unknown Age 0

Arrests per 100,000 population 5,828.9

Avg. number offenses/incident 1.11

Domestic Violence Victims

Offense	Total	Arrests
Murder	0	0
Aggravated Assault	9	8
Simple Assault	38	33
Intimidation	3	0
Stalking	0	0
Forcible Rape	0	0
Forcible Sodomy	0	0
Sexual Assault w/Object	0	0
Forcible Fondling	0	0
Incest	0	0
Statutory Rape	0	0
Kidnapping/Abduction	0	0
Total	50	41

TIBRS Group B Arrests

Offense	Adult	Juvenile
Bad Checks	0	0
Curfew/Vagrancy	0	0
Disorderly Conduct	11	0
DUI	39	0
Drunkenness	81	0
Family-Non Violent	2	0
Liquor Law Violation	1	0
Peeping Tom	0	0
Runaway	0	0
Trespass	15	0
All Other Offense	17	3
Total Group B	166	3

TIBRS Group A Offenses	Offenses		Arrests	
	Reported	Cleared	Adult	Juvenile
Crimes Against Persons				
Murder	0	0	0	0
Negligent Manslaughter	0	0	0	0
Kidnapping/Abduction	1	1	1	0
Forcible Rape	3	1	0	0
Forcible Sodomy	1	1	0	0
Sexual Assault w/Object	1	0	0	0
Forcible Fondling	2	1	1	0
Incest	0	0	0	0
Statutory Rape	1	1	1	0
Aggravated Assault	40	36	30	3
Simple Assault	117	102	62	2
Intimidation	12	6	2	0
Stalking	0	0	0	0
Crimes Against Property				
Arson	0	0	0	0
Bribery	0	0	0	0
Burglary	116	19	12	2
Counterfeiting/Forgery	49	26	17	0
Destruction/Damage/Vandalism	82	14	7	1
Embezzlement	3	2	2	0
Extortion/Blackmail	0	0	0	0
Fraud - False Pretenses	0	0	0	0
Fraud - Credit Card/ATM	6	3	1	0
Fraud - Impersonation	3	3	2	0
Fraud - Welfare	0	0	0	0
Fraud - Wire	0	0	0	0
Motor Vehicle Theft	22	10	8	0
Robbery	3	3	4	0
Stolen Property Offense	1	1	1	0
Theft - Pocket Picking	1	1	1	0
Theft - Purse Snatching	1	0	0	0
Theft - Shoplifting	36	32	31	5
Theft from Building	61	12	11	1
Theft from Coin Machine	2	2	1	1
Theft from Motor Vehicle	71	5	3	1
Theft of Motor Vehicle Parts	12	1	1	0
Theft - All Other Larceny	97	28	17	2
Crimes Against Society				
Drug/Narcotic Violations	85	85	99	14
Drug/Narcotic Equipment Violations	69	69	39	1
Gambling-Betting/Wagering	0	0	0	0
Gambling-Operating/Promoting	0	0	0	0
Gambling-Equipment Violation	0	0	0	0
Gambling-Sports Tampering	0	0	0	0
Pornography/Obscene Materials	0	0	0	0
Prostitution	0	0	0	0
Prostitution-Assisting/Promoting	0	0	0	0
Weapon Law Violations	14	14	6	2
Total Group A Offenses	912	479	360	35



Parsons Police Department

2002 Population Estimate 2,427

Offense Overview

Offense Total 206
Number Cleared 32
Percent Cleared 15.5%

Group A Crimes per 100,000 population 8,487.8

Arrest Overview

Total Arrests 74
Adult Arrests 70
Juvenile Arrests 4
Unknown Age 0

Arrests per 100,000 population 3,049.0

Avg. number offenses/incident 1.06

Domestic Violence Victims

Offense	Total	Arrests
Murder	0	0
Aggravated Assault	0	0
Simple Assault	5	3
Intimidation	0	0
Stalking	0	0
Forcible Rape	0	0
Forcible Sodomy	0	0
Sexual Assault w/Object	0	0
Forcible Fondling	1	1
Incest	0	0
Statutory Rape	0	0
Kidnapping/Abduction	0	0
Total	6	4

TIBRS Group B Arrests

Offense	Adult	Juvenile
Bad Checks	0	0
Curfew/Vagrancy	0	0
Disorderly Conduct	7	0
DUI	10	0
Drunkenness	12	0
Family-Non Violent	0	0
Liquor Law Violation	2	0
Peeping Tom	0	0
Runaway	0	0
Trespass	1	0
All Other Offense	9	2
Total Group B	41	2

TIBRS Group A Offenses	Offenses		Arrests	
	Reported	Cleared	Adult	Juvenile
Crimes Against Persons				
Murder	0	0	0	0
Negligent Manslaughter	0	0	0	0
Kidnapping/Abduction	1	0	0	0
Forcible Rape	0	0	0	0
Forcible Sodomy	0	0	0	0
Sexual Assault w/Object	0	0	0	0
Forcible Fondling	3	1	0	1
Incest	0	0	0	0
Statutory Rape	0	0	0	0
Aggravated Assault	7	5	5	0
Simple Assault	15	5	6	0
Intimidation	10	0	0	0
Stalking	0	0	0	0
Crimes Against Property				
Arson	0	0	0	0
Bribery	0	0	0	0
Burglary	9	0	0	0
Counterfeiting/Forgery	32	3	3	0
Destruction/Damage/Vandalism	24	2	1	0
Embezzlement	0	0	0	0
Extortion/Blackmail	0	0	0	0
Fraud - False Pretenses	8	1	1	0
Fraud - Credit Card/ATM	0	0	0	0
Fraud - Impersonation	0	0	0	0
Fraud - Welfare	0	0	0	0
Fraud - Wire	0	0	0	0
Motor Vehicle Theft	16	1	0	1
Robbery	5	1	1	0
Stolen Property Offense	0	0	0	0
Theft - Pocket Picking	0	0	0	0
Theft - Purse Snatching	0	0	0	0
Theft - Shoplifting	3	1	0	0
Theft from Building	20	0	0	0
Theft from Coin Machine	0	0	0	0
Theft from Motor Vehicle	15	0	0	0
Theft of Motor Vehicle Parts	2	0	0	0
Theft - All Other Larceny	25	2	2	0
Crimes Against Society				
Drug/Narcotic Violations	10	10	10	0
Drug/Narcotic Equipment Violations	0	0	0	0
Gambling-Betting/Wagering	0	0	0	0
Gambling-Operating/Promoting	0	0	0	0
Gambling-Equipment Violation	0	0	0	0
Gambling-Sports Tampering	0	0	0	0
Pornography/Obscene Materials	0	0	0	0
Prostitution	0	0	0	0
Prostitution-Assisting/Promoting	0	0	0	0
Weapon Law Violations	1	0	0	0
Total Group A Offenses	206	32	29	2



Petersburg Police Department

2002 Population Estimate **584**

Offense Overview

Offense Total 10
 Number Cleared 0
 Percent Cleared 0.0%

Group A Crimes per 100,000
 population 1,712.3

Arrest Overview

Total Arrests 3
 Adult Arrests 3
 Juvenile Arrests 0
 Unknown Age 0

Arrests per 100,000 population 513.7

Avg. number offenses/incident 1.00

Domestic Violence Victims

Offense	Total	Arrests
Murder	0	0
Aggravated Assault	0	0
Simple Assault	0	0
Intimidation	0	0
Stalking	0	0
Forcible Rape	0	0
Forcible Sodomy	0	0
Sexual Assault w/Object	0	0
Forcible Fondling	0	0
Incest	0	0
Statutory Rape	0	0
Kidnapping/Abduction	0	0
Total	0	0

TIBRS Group B Arrests

Offense	Adult	Juvenile
Bad Checks	0	0
Curfew/Vagrancy	0	0
Disorderly Conduct	0	0
DUI	1	0
Drunkenness	1	0
Family-Non Violent	0	0
Liquor Law Violation	0	0
Peeping Tom	0	0
Runaway	0	0
Trespass	0	0
All Other Offense	1	0
Total Group B	3	0

TIBRS Group A Offenses	Offenses		Arrests	
	Reported	Cleared	Adult	Juvenile
Crimes Against Persons				
Murder	0	0	0	0
Negligent Manslaughter	0	0	0	0
Kidnapping/Abduction	0	0	0	0
Forcible Rape	0	0	0	0
Forcible Sodomy	0	0	0	0
Sexual Assault w/Object	0	0	0	0
Forcible Fondling	1	0	0	0
Incest	0	0	0	0
Statutory Rape	0	0	0	0
Aggravated Assault	0	0	0	0
Simple Assault	0	0	0	0
Intimidation	1	0	0	0
Stalking	0	0	0	0
Crimes Against Property				
Arson	0	0	0	0
Bribery	0	0	0	0
Burglary	0	0	0	0
Counterfeiting/Forgery	0	0	0	0
Destruction/Damage/Vandalism	2	0	0	0
Embezzlement	0	0	0	0
Extortion/Blackmail	0	0	0	0
Fraud - False Pretenses	1	0	0	0
Fraud - Credit Card/ATM	0	0	0	0
Fraud - Impersonation	0	0	0	0
Fraud - Welfare	0	0	0	0
Fraud - Wire	0	0	0	0
Motor Vehicle Theft	0	0	0	0
Robbery	0	0	0	0
Stolen Property Offense	3	0	0	0
Theft - Pocket Picking	0	0	0	0
Theft - Purse Snatching	0	0	0	0
Theft - Shoplifting	0	0	0	0
Theft from Building	0	0	0	0
Theft from Coin Machine	0	0	0	0
Theft from Motor Vehicle	1	0	0	0
Theft of Motor Vehicle Parts	0	0	0	0
Theft - All Other Larceny	0	0	0	0
Crimes Against Society				
Drug/Narcotic Violations	1	0	0	0
Drug/Narcotic Equipment Violations	0	0	0	0
Gambling-Betting/Wagering	0	0	0	0
Gambling-Operating/Promoting	0	0	0	0
Gambling-Equipment Violation	0	0	0	0
Gambling-Sports Tampering	0	0	0	0
Pornography/Obscene Materials	0	0	0	0
Prostitution	0	0	0	0
Prostitution-Assisting/Promoting	0	0	0	0
Weapon Law Violations	0	0	0	0
Total Group A Offenses	10	0	0	0



Pigeon Forge Police Department

2002 Population Estimate **5,325**

Offense Overview

Offense Total 1,598
 Number Cleared 549
 Percent Cleared 34.4%

Group A Crimes per 100,000
 population 30,009.4

Arrest Overview

Total Arrests 947
 Adult Arrests 769
 Juvenile Arrests 178
 Unknown Age 0

Arrests per 100,000 population 17,784.0

Avg. number offenses/incident 1.11

Domestic Violence Victims

Offense	Total	Arrests
Murder	0	0
Aggravated Assault	9	6
Simple Assault	65	43
Intimidation	14	1
Stalking	1	0
Forcible Rape	0	0
Forcible Sodomy	0	0
Sexual Assault w/Object	0	0
Forcible Fondling	0	0
Incest	0	0
Statutory Rape	0	0
Kidnapping/Abduction	0	0
Total	89	50

TIBRS Group B Arrests

Offense	Adult	Juvenile
Bad Checks	2	0
Curfew/Vagrancy	0	0
Disorderly Conduct	24	27
DUI	109	1
Drunkenness	82	2
Family-Non Violent	3	0
Liquor Law Violation	57	41
Peeping Tom	1	0
Runaway	0	3
Trespass	4	4
All Other Offense	48	31
Total Group B	330	109

TIBRS Group A Offenses	Offenses		Arrests	
	Reported	Cleared	Adult	Juvenile
Crimes Against Persons				
Murder	0	0	0	0
Negligent Manslaughter	1	1	0	1
Kidnapping/Abduction	0	0	0	0
Forcible Rape	3	0	0	0
Forcible Sodomy	2	0	0	0
Sexual Assault w/Object	1	0	0	0
Forcible Fondling	11	1	0	1
Incest	0	0	0	0
Statutory Rape	4	1	1	0
Aggravated Assault	40	26	20	1
Simple Assault	162	96	76	11
Intimidation	90	10	4	3
Stalking	9	0	0	0
Crimes Against Property				
Arson	2	0	0	0
Bribery	1	1	1	0
Burglary	168	10	9	1
Counterfeiting/Forgery	27	4	3	0
Destruction/Damage/Vandalism	147	28	16	14
Embezzlement	34	5	10	0
Extortion/Blackmail	0	0	0	0
Fraud - False Pretenses	27	8	6	0
Fraud - Credit Card/ATM	18	6	6	0
Fraud - Impersonation	21	20	14	4
Fraud - Welfare	0	0	0	0
Fraud - Wire	0	0	0	0
Motor Vehicle Theft	97	16	9	1
Robbery	5	3	3	0
Stolen Property Offense	6	6	4	1
Theft - Pocket Picking	0	0	0	0
Theft - Purse Snatching	1	0	0	0
Theft - Shoplifting	74	42	59	5
Theft from Building	99	8	8	1
Theft from Coin Machine	47	1	3	0
Theft from Motor Vehicle	113	4	3	0
Theft of Motor Vehicle Parts	17	0	0	0
Theft - All Other Larceny	121	5	6	0
Crimes Against Society				
Drug/Narcotic Violations	151	151	156	15
Drug/Narcotic Equipment Violations	83	83	18	5
Gambling-Betting/Wagering	1	0	0	0
Gambling-Operating/Promoting	0	0	0	0
Gambling-Equipment Violation	0	0	0	0
Gambling-Sports Tampering	0	0	0	0
Pornography/Obscene Materials	0	0	0	0
Prostitution	0	0	0	0
Prostitution-Assisting/Promoting	2	1	1	0
Weapon Law Violations	13	12	3	5
Total Group A Offenses	1,598	549	439	69



Pikeville Police Department

2002 Population Estimate **1,790**

Offense Overview

Offense Total 117
 Number Cleared 61
 Percent Cleared 52.1%

Group A Crimes per 100,000
 population 6,536.3

Arrest Overview

Total Arrests 160
 Adult Arrests 158
 Juvenile Arrests 2
 Unknown Age 0

Arrests per 100,000 population 8,938.5

Avg. number offenses/incident 1.00

Domestic Violence Victims

Offense	Total	Arrests
Murder	0	0
Aggravated Assault	2	2
Simple Assault	6	3
Intimidation	0	0
Stalking	0	0
Forcible Rape	0	0
Forcible Sodomy	0	0
Sexual Assault w/Object	0	0
Forcible Fondling	0	0
Incest	0	0
Statutory Rape	0	0
Kidnapping/Abduction	0	0
Total	8	5

TIBRS Group B Arrests

Offense	Adult	Juvenile
Bad Checks	5	0
Curfew/Vagrancy	0	0
Disorderly Conduct	7	0
DUI	21	0
Drunkenness	19	0
Family-Non Violent	0	0
Liquor Law Violation	2	0
Peeping Tom	0	0
Runaway	0	0
Trespass	4	0
All Other Offense	58	0
Total Group B	116	0

TIBRS Group A Offenses	Offenses		Arrests	
	Reported	Cleared	Adult	Juvenile
Crimes Against Persons				
Murder	0	0	0	0
Negligent Manslaughter	0	0	0	0
Kidnapping/Abduction	0	0	0	0
Forcible Rape	0	0	0	0
Forcible Sodomy	0	0	0	0
Sexual Assault w/Object	0	0	0	0
Forcible Fondling	1	1	1	0
Incest	0	0	0	0
Statutory Rape	0	0	0	0
Aggravated Assault	5	4	3	1
Simple Assault	23	21	11	0
Intimidation	3	2	1	0
Stalking	1	1	1	0
Crimes Against Property				
Arson	0	0	0	0
Bribery	0	0	0	0
Burglary	6	2	0	0
Counterfeiting/Forgery	0	0	0	0
Destruction/Damage/Vandalism	15	4	3	0
Embezzlement	0	0	0	0
Extortion/Blackmail	0	0	0	0
Fraud - False Pretenses	2	0	0	0
Fraud - Credit Card/ATM	0	0	0	0
Fraud - Impersonation	0	0	0	0
Fraud - Welfare	0	0	0	0
Fraud - Wire	0	0	0	0
Motor Vehicle Theft	1	0	0	0
Robbery	0	0	0	0
Stolen Property Offense	0	0	0	0
Theft - Pocket Picking	1	0	0	0
Theft - Purse Snatching	1	0	0	0
Theft - Shoplifting	1	1	1	0
Theft from Building	5	1	1	0
Theft from Coin Machine	3	0	0	0
Theft from Motor Vehicle	7	1	1	0
Theft of Motor Vehicle Parts	1	0	0	0
Theft - All Other Larceny	19	1	0	0
Crimes Against Society				
Drug/Narcotic Violations	12	12	11	0
Drug/Narcotic Equipment Violations	3	3	3	0
Gambling-Betting/Wagering	0	0	0	0
Gambling-Operating/Promoting	0	0	0	0
Gambling-Equipment Violation	0	0	0	0
Gambling-Sports Tampering	0	0	0	0
Pornography/Obscene Materials	0	0	0	0
Prostitution	0	0	0	0
Prostitution-Assisting/Promoting	0	0	0	0
Weapon Law Violations	7	7	5	1
Total Group A Offenses	117	61	42	2



Pittman Center Police Department

2002 Population Estimate 483

Offense Overview

Offense Total 17
Number Cleared 3
Percent Cleared 17.6%

Group A Crimes per 100,000 population 3,519.7

Arrest Overview

Total Arrests 4
Adult Arrests 4
Juvenile Arrests 0
Unknown Age 0

Arrests per 100,000 population 828.2

Avg. number offenses/incident 1.06

Domestic Violence Victims

Offense	Total	Arrests
Murder	0	0
Aggravated Assault	0	0
Simple Assault	2	2
Intimidation	0	0
Stalking	0	0
Forcible Rape	0	0
Forcible Sodomy	0	0
Sexual Assault w/Object	0	0
Forcible Fondling	0	0
Incest	0	0
Statutory Rape	0	0
Kidnapping/Abduction	0	0
Total	2	2

TIBRS Group B Arrests

Offense	Adult	Juvenile
Bad Checks	0	0
Curfew/Vagrancy	0	0
Disorderly Conduct	0	0
DUI	0	0
Drunkenness	0	0
Family-Non Violent	0	0
Liquor Law Violation	0	0
Peeping Tom	0	0
Runaway	0	0
Trespass	0	0
All Other Offense	1	0
Total Group B	1	0

TIBRS Group A Offenses	Offenses		Arrests	
	Reported	Cleared	Adult	Juvenile
Crimes Against Persons				
Murder	0	0	0	0
Negligent Manslaughter	0	0	0	0
Kidnapping/Abduction	0	0	0	0
Forcible Rape	0	0	0	0
Forcible Sodomy	0	0	0	0
Sexual Assault w/Object	0	0	0	0
Forcible Fondling	0	0	0	0
Incest	0	0	0	0
Statutory Rape	0	0	0	0
Aggravated Assault	0	0	0	0
Simple Assault	3	3	3	0
Intimidation	0	0	0	0
Stalking	0	0	0	0
Crimes Against Property				
Arson	0	0	0	0
Bribery	0	0	0	0
Burglary	8	0	0	0
Counterfeiting/Forgery	1	0	0	0
Destruction/Damage/Vandalism	1	0	0	0
Embezzlement	0	0	0	0
Extortion/Blackmail	0	0	0	0
Fraud - False Pretenses	1	0	0	0
Fraud - Credit Card/ATM	0	0	0	0
Fraud - Impersonation	0	0	0	0
Fraud - Welfare	0	0	0	0
Fraud - Wire	0	0	0	0
Motor Vehicle Theft	1	0	0	0
Robbery	0	0	0	0
Stolen Property Offense	0	0	0	0
Theft - Pocket Picking	0	0	0	0
Theft - Purse Snatching	0	0	0	0
Theft - Shoplifting	0	0	0	0
Theft from Building	1	0	0	0
Theft from Coin Machine	0	0	0	0
Theft from Motor Vehicle	0	0	0	0
Theft of Motor Vehicle Parts	0	0	0	0
Theft - All Other Larceny	1	0	0	0
Crimes Against Society				
Drug/Narcotic Violations	0	0	0	0
Drug/Narcotic Equipment Violations	0	0	0	0
Gambling-Betting/Wagering	0	0	0	0
Gambling-Operating/Promoting	0	0	0	0
Gambling-Equipment Violation	0	0	0	0
Gambling-Sports Tampering	0	0	0	0
Pornography/Obscene Materials	0	0	0	0
Prostitution	0	0	0	0
Prostitution-Assisting/Promoting	0	0	0	0
Weapon Law Violations	0	0	0	0
Total Group A Offenses	17	3	3	0



Pleasant View Police Department

2002 Population Estimate 3,068

Offense Overview

Offense Total 152
Number Cleared 30
Percent Cleared 19.7%

Group A Crimes per 100,000 population 4,954.4

Arrest Overview

Total Arrests 33
Adult Arrests 32
Juvenile Arrests 1
Unknown Age 0

Arrests per 100,000 population 1,075.6

Avg. number offenses/incident 1.11

Domestic Violence Victims

Offense	Total	Arrests
Murder	0	0
Aggravated Assault	1	1
Simple Assault	5	2
Intimidation	2	0
Stalking	0	0
Forcible Rape	0	0
Forcible Sodomy	0	0
Sexual Assault w/Object	0	0
Forcible Fondling	0	0
Incest	0	0
Statutory Rape	0	0
Kidnapping/Abduction	0	0
Total	8	3

TIBRS Group B Arrests

Offense	Adult	Juvenile
Bad Checks	0	0
Curfew/Vagrancy	0	0
Disorderly Conduct	0	0
DUI	3	0
Drunkenness	0	0
Family-Non Violent	0	0
Liquor Law Violation	3	0
Peeping Tom	0	0
Runaway	0	0
Trespass	0	0
All Other Offense	2	0
Total Group B	8	0

TIBRS Group A Offenses	Offenses		Arrests	
	Reported	Cleared	Adult	Juvenile
Crimes Against Persons				
Murder	0	0	0	0
Negligent Manslaughter	0	0	0	0
Kidnapping/Abduction	0	0	0	0
Forcible Rape	0	0	0	0
Forcible Sodomy	0	0	0	0
Sexual Assault w/Object	0	0	0	0
Forcible Fondling	0	0	0	0
Incest	0	0	0	0
Statutory Rape	0	0	0	0
Aggravated Assault	6	3	2	0
Simple Assault	16	5	4	1
Intimidation	17	2	1	0
Stalking	1	0	0	0
Crimes Against Property				
Arson	0	0	0	0
Bribery	0	0	0	0
Burglary	4	0	0	0
Counterfeiting/Forgery	1	0	0	0
Destruction/Damage/Vandalism	35	2	2	0
Embezzlement	0	0	0	0
Extortion/Blackmail	0	0	0	0
Fraud - False Pretenses	2	1	3	0
Fraud - Credit Card/ATM	1	0	0	0
Fraud - Impersonation	1	0	0	0
Fraud - Welfare	0	0	0	0
Fraud - Wire	0	0	0	0
Motor Vehicle Theft	13	0	0	0
Robbery	0	0	0	0
Stolen Property Offense	0	0	0	0
Theft - Pocket Picking	0	0	0	0
Theft - Purse Snatching	0	0	0	0
Theft - Shoplifting	0	0	0	0
Theft from Building	6	1	0	0
Theft from Coin Machine	0	0	0	0
Theft from Motor Vehicle	11	1	1	0
Theft of Motor Vehicle Parts	1	0	0	0
Theft - All Other Larceny	20	2	1	0
Crimes Against Society				
Drug/Narcotic Violations	11	7	7	0
Drug/Narcotic Equipment Violations	4	4	2	0
Gambling-Betting/Wagering	0	0	0	0
Gambling-Operating/Promoting	0	0	0	0
Gambling-Equipment Violation	0	0	0	0
Gambling-Sports Tampering	0	0	0	0
Pornography/Obscene Materials	0	0	0	0
Prostitution	0	0	0	0
Prostitution-Assisting/Promoting	0	0	0	0
Weapon Law Violations	2	2	1	0
Total Group A Offenses	152	30	24	1



Portland Police Department

2002 Population Estimate 9,419

Offense Overview

Offense Total 921
Number Cleared 413
Percent Cleared 44.8%

Group A Crimes per 100,000 population 9,778.1

Arrest Overview

Total Arrests 497
Adult Arrests 453
Juvenile Arrests 44
Unknown Age 0

Arrests per 100,000 population 5,276.6

Avg. number offenses/incident 1.19

Domestic Violence Victims

Offense	Total	Arrests
Murder	0	0
Aggravated Assault	7	5
Simple Assault	83	50
Intimidation	5	3
Stalking	0	0
Forcible Rape	1	1
Forcible Sodomy	0	0
Sexual Assault w/Object	0	0
Forcible Fondling	2	0
Incest	0	0
Statutory Rape	0	0
Kidnapping/Abduction	1	2
Total	99	61

TIBRS Group B Arrests

Offense	Adult	Juvenile
Bad Checks	0	0
Curfew/Vagrancy	0	4
Disorderly Conduct	9	3
DUI	54	0
Drunkenness	33	0
Family-Non Violent	3	0
Liquor Law Violation	29	1
Peeping Tom	0	0
Runaway	0	0
Trespass	2	0
All Other Offense	13	1
Total Group B	143	9

TIBRS Group A Offenses	Offenses		Arrests	
	Reported	Cleared	Adult	Juvenile
Crimes Against Persons				
Murder	0	0	0	0
Negligent Manslaughter	0	0	0	0
Kidnapping/Abduction	1	1	2	0
Forcible Rape	8	4	3	0
Forcible Sodomy	0	0	0	0
Sexual Assault w/Object	1	1	1	0
Forcible Fondling	9	4	2	0
Incest	0	0	0	0
Statutory Rape	2	0	0	0
Aggravated Assault	52	26	20	1
Simple Assault	216	124	99	10
Intimidation	31	8	6	0
Stalking	4	0	0	0
Crimes Against Property				
Arson	3	0	0	0
Bribery	0	0	0	0
Burglary	97	15	10	2
Counterfeiting/Forgery	17	5	5	0
Destruction/Damage/Vandalism	50	4	1	0
Embezzlement	4	0	0	0
Extortion/Blackmail	1	0	0	0
Fraud - False Pretenses	6	1	1	0
Fraud - Credit Card/ATM	2	0	0	0
Fraud - Impersonation	12	8	6	1
Fraud - Welfare	0	0	0	0
Fraud - Wire	0	0	0	0
Motor Vehicle Theft	17	3	3	0
Robbery	4	2	2	0
Stolen Property Offense	0	0	0	0
Theft - Pocket Picking	0	0	0	0
Theft - Purse Snatching	0	0	0	0
Theft - Shoplifting	26	18	19	4
Theft from Building	31	3	1	0
Theft from Coin Machine	5	0	0	0
Theft from Motor Vehicle	49	3	1	2
Theft of Motor Vehicle Parts	41	3	1	3
Theft - All Other Larceny	52	5	5	0
Crimes Against Society				
Drug/Narcotic Violations	109	107	105	11
Drug/Narcotic Equipment Violations	63	62	13	0
Gambling-Betting/Wagering	0	0	0	0
Gambling-Operating/Promoting	0	0	0	0
Gambling-Equipment Violation	0	0	0	0
Gambling-Sports Tampering	0	0	0	0
Pornography/Obscene Materials	1	0	0	0
Prostitution	0	0	0	0
Prostitution-Assisting/Promoting	0	0	0	0
Weapon Law Violations	7	6	4	1
Total Group A Offenses	921	413	310	35



Powell's Crossroads Police Department

2002 Population Estimate 1,239

Offense Overview

Offense Total 31
Number Cleared 8
Percent Cleared 25.8%

Group A Crimes per 100,000 population 2,502.0

Arrest Overview

Total Arrests 28
Adult Arrests 26
Juvenile Arrests 2
Unknown Age 0

Arrests per 100,000 population 2,259.9

Avg. number offenses/incident 1.00

Domestic Violence Victims

Offense	Total	Arrests
Murder	0	0
Aggravated Assault	0	0
Simple Assault	0	0
Intimidation	1	0
Stalking	0	0
Forcible Rape	0	0
Forcible Sodomy	0	0
Sexual Assault w/Object	0	0
Forcible Fondling	0	0
Incest	0	0
Statutory Rape	0	0
Kidnapping/Abduction	0	0
Total	1	0

TIBRS Group B Arrests

Offense	Adult	Juvenile
Bad Checks	0	0
Curfew/Vagrancy	0	0
Disorderly Conduct	2	0
DUI	4	0
Drunkenness	3	0
Family-Non Violent	0	0
Liquor Law Violation	0	0
Peeping Tom	0	0
Runaway	0	0
Trespass	0	0
All Other Offense	12	2
Total Group B	21	2

TIBRS Group A Offenses	Offenses		Arrests	
	Reported	Cleared	Adult	Juvenile
Crimes Against Persons				
Murder	0	0	0	0
Negligent Manslaughter	0	0	0	0
Kidnapping/Abduction	0	0	0	0
Forcible Rape	0	0	0	0
Forcible Sodomy	0	0	0	0
Sexual Assault w/Object	0	0	0	0
Forcible Fondling	0	0	0	0
Incest	0	0	0	0
Statutory Rape	0	0	0	0
Aggravated Assault	3	1	0	0
Simple Assault	1	0	0	0
Intimidation	2	1	0	0
Stalking	0	0	0	0
Crimes Against Property				
Arson	0	0	0	0
Bribery	0	0	0	0
Burglary	9	1	0	0
Counterfeiting/Forgery	0	0	0	0
Destruction/Damage/Vandalism	8	4	4	0
Embezzlement	0	0	0	0
Extortion/Blackmail	0	0	0	0
Fraud - False Pretenses	2	0	0	0
Fraud - Credit Card/ATM	0	0	0	0
Fraud - Impersonation	0	0	0	0
Fraud - Welfare	0	0	0	0
Fraud - Wire	0	0	0	0
Motor Vehicle Theft	0	0	0	0
Robbery	0	0	0	0
Stolen Property Offense	0	0	0	0
Theft - Pocket Picking	0	0	0	0
Theft - Purse Snatching	0	0	0	0
Theft - Shoplifting	0	0	0	0
Theft from Building	1	0	0	0
Theft from Coin Machine	0	0	0	0
Theft from Motor Vehicle	0	0	0	0
Theft of Motor Vehicle Parts	0	0	0	0
Theft - All Other Larceny	3	0	0	0
Crimes Against Society				
Drug/Narcotic Violations	1	1	1	0
Drug/Narcotic Equipment Violations	0	0	0	0
Gambling-Betting/Wagering	0	0	0	0
Gambling-Operating/Promoting	0	0	0	0
Gambling-Equipment Violation	0	0	0	0
Gambling-Sports Tampering	0	0	0	0
Pornography/Obscene Materials	0	0	0	0
Prostitution	0	0	0	0
Prostitution-Assisting/Promoting	0	0	0	0
Weapon Law Violations	1	0	0	0
Total Group A Offenses	31	8	5	0

Note: Data only reflects May - December 2003. Agency began reporting in May 2003.



Pulaski Police Department

2002 Population Estimate 7,965

Offense Overview

Offense Total 1,009
Number Cleared 342
Percent Cleared 33.9%

Group A Crimes per 100,000 population 12,667.9

Arrest Overview

Total Arrests 581
Adult Arrests 479
Juvenile Arrests 102
Unknown Age 0

Arrests per 100,000 population 7,294.4

Avg. number offenses/incident 1.14

Domestic Violence Victims

Offense	Total	Arrests
Murder	0	0
Aggravated Assault	7	5
Simple Assault	87	34
Intimidation	7	0
Stalking	0	0
Forcible Rape	2	0
Forcible Sodomy	0	0
Sexual Assault w/Object	0	0
Forcible Fondling	2	0
Incest	0	0
Statutory Rape	0	0
Kidnapping/Abduction	3	2
Total	108	41

TIBRS Group B Arrests

Offense	Adult	Juvenile
Bad Checks	0	0
Curfew/Vagrancy	0	0
Disorderly Conduct	17	10
DUI	43	0
Drunkenness	37	0
Family-Non Violent	0	0
Liquor Law Violation	8	1
Peeping Tom	0	0
Runaway	0	6
Trespass	7	5
All Other Offense	128	35
Total Group B	240	57

TIBRS Group A Offenses	Offenses		Arrests	
	Reported	Cleared	Adult	Juvenile
Crimes Against Persons				
Murder	0	0	0	0
Negligent Manslaughter	0	0	0	0
Kidnapping/Abduction	5	3	3	0
Forcible Rape	3	1	0	0
Forcible Sodomy	0	0	0	0
Sexual Assault w/Object	0	0	0	0
Forcible Fondling	7	0	0	0
Incest	0	0	0	0
Statutory Rape	1	0	0	0
Aggravated Assault	52	37	23	4
Simple Assault	206	87	54	8
Intimidation	49	13	5	1
Stalking	2	0	0	0
Crimes Against Property				
Arson	4	2	1	2
Bribery	1	1	1	0
Burglary	106	14	14	4
Counterfeiting/Forgery	45	10	10	0
Destruction/Damage/Vandalism	106	16	3	3
Embezzlement	0	0	0	0
Extortion/Blackmail	0	0	0	0
Fraud - False Pretenses	7	3	3	0
Fraud - Credit Card/ATM	3	0	0	0
Fraud - Impersonation	12	7	8	0
Fraud - Welfare	0	0	0	0
Fraud - Wire	0	0	0	0
Motor Vehicle Theft	13	2	1	1
Robbery	5	3	3	0
Stolen Property Offense	0	0	0	0
Theft - Pocket Picking	1	0	0	0
Theft - Purse Snatching	0	0	0	0
Theft - Shoplifting	41	34	26	7
Theft from Building	115	19	12	5
Theft from Coin Machine	4	0	0	0
Theft from Motor Vehicle	42	3	0	1
Theft of Motor Vehicle Parts	32	3	2	0
Theft - All Other Larceny	51	3	3	0
Crimes Against Society				
Drug/Narcotic Violations	65	51	48	8
Drug/Narcotic Equipment Violations	22	21	10	0
Gambling-Betting/Wagering	1	1	4	0
Gambling-Operating/Promoting	2	2	2	0
Gambling-Equipment Violation	0	0	0	0
Gambling-Sports Tampering	0	0	0	0
Pornography/Obscene Materials	0	0	0	0
Prostitution	0	0	0	0
Prostitution-Assisting/Promoting	0	0	0	0
Weapon Law Violations	6	6	3	1
Total Group A Offenses	1,009	342	239	45



Puryear Police Department

2002 Population Estimate 669

Offense Overview

Offense Total 30
Number Cleared 27
Percent Cleared 90.0%

Group A Crimes per 100,000 population 4,484.3

Arrest Overview

Total Arrests 36
Adult Arrests 34
Juvenile Arrests 2
Unknown Age 0

Arrests per 100,000 population 5,381.2

Avg. number offenses/incident 1.58

Domestic Violence Victims

Offense	Total	Arrests
Murder	0	0
Aggravated Assault	0	0
Simple Assault	1	1
Intimidation	0	0
Stalking	0	0
Forcible Rape	0	0
Forcible Sodomy	0	0
Sexual Assault w/Object	0	0
Forcible Fondling	0	0
Incest	0	0
Statutory Rape	0	0
Kidnapping/Abduction	0	0
Total	1	1

TIBRS Group B Arrests

Offense	Adult	Juvenile
Bad Checks	0	0
Curfew/Vagrancy	0	0
Disorderly Conduct	0	0
DUI	8	0
Drunkenness	5	0
Family-Non Violent	0	0
Liquor Law Violation	4	0
Peeping Tom	0	0
Runaway	0	0
Trespass	0	0
All Other Offense	0	0
Total Group B	17	0

TIBRS Group A Offenses	Offenses		Arrests	
	Reported	Cleared	Adult	Juvenile
Crimes Against Persons				
Murder	0	0	0	0
Negligent Manslaughter	0	0	0	0
Kidnapping/Abduction	0	0	0	0
Forcible Rape	0	0	0	0
Forcible Sodomy	0	0	0	0
Sexual Assault w/Object	0	0	0	0
Forcible Fondling	0	0	0	0
Incest	0	0	0	0
Statutory Rape	0	0	0	0
Aggravated Assault	0	0	0	0
Simple Assault	1	1	0	1
Intimidation	0	0	0	0
Stalking	0	0	0	0
Crimes Against Property				
Arson	0	0	0	0
Bribery	0	0	0	0
Burglary	0	0	0	0
Counterfeiting/Forgery	0	0	0	0
Destruction/Damage/Vandalism	0	0	0	0
Embezzlement	0	0	0	0
Extortion/Blackmail	0	0	0	0
Fraud - False Pretenses	0	0	0	0
Fraud - Credit Card/ATM	0	0	0	0
Fraud - Impersonation	1	1	1	0
Fraud - Welfare	0	0	0	0
Fraud - Wire	0	0	0	0
Motor Vehicle Theft	0	0	0	0
Robbery	0	0	0	0
Stolen Property Offense	0	0	0	0
Theft - Pocket Picking	0	0	0	0
Theft - Purse Snatching	0	0	0	0
Theft - Shoplifting	0	0	0	0
Theft from Building	0	0	0	0
Theft from Coin Machine	0	0	0	0
Theft from Motor Vehicle	1	0	0	0
Theft of Motor Vehicle Parts	0	0	0	0
Theft - All Other Larceny	2	0	0	0
Crimes Against Society				
Drug/Narcotic Violations	10	10	12	1
Drug/Narcotic Equipment Violations	12	12	2	0
Gambling-Betting/Wagering	0	0	0	0
Gambling-Operating/Promoting	0	0	0	0
Gambling-Equipment Violation	0	0	0	0
Gambling-Sports Tampering	0	0	0	0
Pornography/Obscene Materials	0	0	0	0
Prostitution	0	0	0	0
Prostitution-Assisting/Promoting	0	0	0	0
Weapon Law Violations	3	3	2	0
Total Group A Offenses	30	27	17	2



Red Bank Police Department

2002 Population Estimate **12,146**

Offense Overview

Offense Total 1,030
 Number Cleared 334
 Percent Cleared 32.4%

Group A Crimes per 100,000
 population 8,480.2

Arrest Overview

Total Arrests 539
 Adult Arrests 475
 Juvenile Arrests 64
 Unknown Age 0

Arrests per 100,000 population 4,437.7

Avg. number offenses/incident 1.09

Domestic Violence Victims

Offense	Total	Arrests
Murder	0	0
Aggravated Assault	17	14
Simple Assault	73	31
Intimidation	21	0
Stalking	2	1
Forcible Rape	0	0
Forcible Sodomy	0	0
Sexual Assault w/Object	0	0
Forcible Fondling	2	0
Incest	0	0
Statutory Rape	0	0
Kidnapping/Abduction	0	0
Total	115	46

TIBRS Group B Arrests

Offense	Adult	Juvenile
Bad Checks	2	0
Curfew/Vagrancy	0	0
Disorderly Conduct	5	5
DUI	51	0
Drunkenness	15	2
Family-Non Violent	0	0
Liquor Law Violation	4	1
Peeping Tom	0	0
Runaway	0	2
Trespass	0	5
All Other Offense	173	4
Total Group B	250	19

TIBRS Group A Offenses	Offenses		Arrests	
	Reported	Cleared	Adult	Juvenile
Crimes Against Persons				
Murder	0	0	0	0
Negligent Manslaughter	0	0	0	0
Kidnapping/Abduction	0	0	0	0
Forcible Rape	5	1	0	0
Forcible Sodomy	1	0	0	0
Sexual Assault w/Object	0	0	0	0
Forcible Fondling	9	4	2	0
Incest	0	0	0	0
Statutory Rape	1	1	1	0
Aggravated Assault	51	38	25	2
Simple Assault	193	77	57	6
Intimidation	80	7	2	0
Stalking	4	1	1	0
Crimes Against Property				
Arson	2	1	0	1
Bribery	0	0	0	0
Burglary	137	15	5	5
Counterfeiting/Forgery	8	2	1	0
Destruction/Damage/Vandalism	50	14	5	17
Embezzlement	0	0	0	0
Extortion/Blackmail	0	0	0	0
Fraud - False Pretenses	7	3	1	0
Fraud - Credit Card/ATM	1	1	1	0
Fraud - Impersonation	0	0	0	0
Fraud - Welfare	0	0	0	0
Fraud - Wire	0	0	0	0
Motor Vehicle Theft	31	9	4	1
Robbery	10	6	3	1
Stolen Property Offense	16	7	5	0
Theft - Pocket Picking	1	0	1	0
Theft - Purse Snatching	1	0	0	0
Theft - Shoplifting	40	14	14	4
Theft from Building	82	17	18	0
Theft from Coin Machine	5	1	0	0
Theft from Motor Vehicle	43	2	1	0
Theft of Motor Vehicle Parts	24	1	1	0
Theft - All Other Larceny	122	13	10	1
Crimes Against Society				
Drug/Narcotic Violations	72	65	54	6
Drug/Narcotic Equipment Violations	28	28	11	1
Gambling-Betting/Wagering	0	0	0	0
Gambling-Operating/Promoting	0	0	0	0
Gambling-Equipment Violation	0	0	0	0
Gambling-Sports Tampering	0	0	0	0
Pornography/Obscene Materials	0	0	0	0
Prostitution	0	0	0	0
Prostitution-Assisting/Promoting	0	0	0	0
Weapon Law Violations	6	6	2	0
Total Group A Offenses	1,030	334	225	45



Red Boiling Springs Police Department

2002 Population Estimate 1,035

Offense Overview

Offense Total 55
 Number Cleared 36
 Percent Cleared 65.5%

Group A Crimes per 100,000
 population 5,314.0

Arrest Overview

Total Arrests 50
 Adult Arrests 41
 Juvenile Arrests 9
 Unknown Age 0

Arrests per 100,000 population 4,830.9

Avg. number offenses/incident 1.08

Domestic Violence Victims

Offense	Total	Arrests
Murder	0	0
Aggravated Assault	0	0
Simple Assault	1	1
Intimidation	1	0
Stalking	0	0
Forcible Rape	0	0
Forcible Sodomy	0	0
Sexual Assault w/Object	0	0
Forcible Fondling	0	0
Incest	0	0
Statutory Rape	0	0
Kidnapping/Abduction	0	0
Total	2	1

TIBRS Group B Arrests

Offense	Adult	Juvenile
Bad Checks	0	0
Curfew/Vagrancy	0	0
Disorderly Conduct	0	0
DUI	9	0
Drunkenness	5	0
Family-Non Violent	0	0
Liquor Law Violation	0	0
Peeping Tom	0	0
Runaway	0	0
Trespass	0	0
All Other Offense	1	0
Total Group B	15	0

TIBRS Group A Offenses	Offenses		Arrests	
	Reported	Cleared	Adult	Juvenile
Crimes Against Persons				
Murder	0	0	0	0
Negligent Manslaughter	0	0	0	0
Kidnapping/Abduction	0	0	0	0
Forcible Rape	0	0	0	0
Forcible Sodomy	0	0	0	0
Sexual Assault w/Object	0	0	0	0
Forcible Fondling	0	0	0	0
Incest	0	0	0	0
Statutory Rape	0	0	0	0
Aggravated Assault	4	3	3	1
Simple Assault	3	3	3	0
Intimidation	5	4	0	1
Stalking	0	0	0	0
Crimes Against Property				
Arson	0	0	0	0
Bribery	0	0	0	0
Burglary	8	2	1	4
Counterfeiting/Forgery	2	1	1	0
Destruction/Damage/Vandalism	14	9	4	3
Embezzlement	0	0	0	0
Extortion/Blackmail	0	0	0	0
Fraud - False Pretenses	0	0	0	0
Fraud - Credit Card/ATM	0	0	0	0
Fraud - Impersonation	0	0	0	0
Fraud - Welfare	0	0	0	0
Fraud - Wire	0	0	0	0
Motor Vehicle Theft	0	0	0	0
Robbery	0	0	0	0
Stolen Property Offense	0	0	0	0
Theft - Pocket Picking	0	0	0	0
Theft - Purse Snatching	0	0	0	0
Theft - Shoplifting	1	1	1	0
Theft from Building	2	2	1	0
Theft from Coin Machine	1	1	1	0
Theft from Motor Vehicle	2	0	0	0
Theft of Motor Vehicle Parts	0	0	0	0
Theft - All Other Larceny	5	2	2	0
Crimes Against Society				
Drug/Narcotic Violations	6	6	9	0
Drug/Narcotic Equipment Violations	2	2	0	0
Gambling-Betting/Wagering	0	0	0	0
Gambling-Operating/Promoting	0	0	0	0
Gambling-Equipment Violation	0	0	0	0
Gambling-Sports Tampering	0	0	0	0
Pornography/Obscene Materials	0	0	0	0
Prostitution	0	0	0	0
Prostitution-Assisting/Promoting	0	0	0	0
Weapon Law Violations	0	0	0	0
Total Group A Offenses	55	36	26	9



Ridgely Police Department

2002 Population Estimate **1,667**

Offense Overview

Offense Total 53
 Number Cleared 33
 Percent Cleared 62.3%

Group A Crimes per 100,000
 population 3,179.4

Arrest Overview

Total Arrests 60
 Adult Arrests 54
 Juvenile Arrests 6
 Unknown Age 0

Arrests per 100,000 population 3,599.3

Avg. number offenses/incident 1.15

Domestic Violence Victims

Offense	Total	Arrests
Murder	0	0
Aggravated Assault	1	1
Simple Assault	5	5
Intimidation	0	0
Stalking	0	0
Forcible Rape	0	0
Forcible Sodomy	0	0
Sexual Assault w/Object	0	0
Forcible Fondling	0	0
Incest	0	0
Statutory Rape	0	0
Kidnapping/Abduction	0	0
Total	6	6

TIBRS Group B Arrests

Offense	Adult	Juvenile
Bad Checks	0	0
Curfew/Vagrancy	0	0
Disorderly Conduct	7	1
DUI	11	0
Drunkenness	5	0
Family-Non Violent	0	0
Liquor Law Violation	0	0
Peeping Tom	0	0
Runaway	0	1
Trespass	0	0
All Other Offense	0	1
Total Group B	23	3

TIBRS Group A Offenses	Offenses		Arrests	
	Reported	Cleared	Adult	Juvenile
Crimes Against Persons				
Murder	0	0	0	0
Negligent Manslaughter	0	0	0	0
Kidnapping/Abduction	0	0	0	0
Forcible Rape	0	0	0	0
Forcible Sodomy	0	0	0	0
Sexual Assault w/Object	0	0	0	0
Forcible Fondling	0	0	0	0
Incest	0	0	0	0
Statutory Rape	0	0	0	0
Aggravated Assault	8	8	5	0
Simple Assault	12	12	11	1
Intimidation	0	0	0	0
Stalking	0	0	0	0
Crimes Against Property				
Arson	0	0	0	0
Bribery	0	0	0	0
Burglary	13	4	7	0
Counterfeiting/Forgery	0	0	0	0
Destruction/Damage/Vandalism	7	3	1	1
Embezzlement	0	0	0	0
Extortion/Blackmail	0	0	0	0
Fraud - False Pretenses	1	1	1	0
Fraud - Credit Card/ATM	0	0	0	0
Fraud - Impersonation	0	0	0	0
Fraud - Welfare	0	0	0	0
Fraud - Wire	0	0	0	0
Motor Vehicle Theft	0	0	0	0
Robbery	0	0	0	0
Stolen Property Offense	0	0	0	0
Theft - Pocket Picking	0	0	0	0
Theft - Purse Snatching	0	0	0	0
Theft - Shoplifting	1	1	2	0
Theft from Building	5	0	0	0
Theft from Coin Machine	0	0	0	0
Theft from Motor Vehicle	0	0	0	0
Theft of Motor Vehicle Parts	0	0	0	0
Theft - All Other Larceny	2	0	0	0
Crimes Against Society				
Drug/Narcotic Violations	3	3	3	1
Drug/Narcotic Equipment Violations	1	1	1	0
Gambling-Betting/Wagering	0	0	0	0
Gambling-Operating/Promoting	0	0	0	0
Gambling-Equipment Violation	0	0	0	0
Gambling-Sports Tampering	0	0	0	0
Pornography/Obscene Materials	0	0	0	0
Prostitution	0	0	0	0
Prostitution-Assisting/Promoting	0	0	0	0
Weapon Law Violations	0	0	0	0
Total Group A Offenses	53	33	31	3



Ridgetop Police Department

2002 Population Estimate **1,646**

Offense Overview

Offense Total 94
 Number Cleared 30
 Percent Cleared 31.9%

Group A Crimes per 100,000
 population 5,710.8

Arrest Overview

Total Arrests 41
 Adult Arrests 38
 Juvenile Arrests 3
 Unknown Age 0

Arrests per 100,000 population 2,490.9

Avg. number offenses/incident 1.24

Domestic Violence Victims

Offense	Total	Arrests
Murder	0	0
Aggravated Assault	0	0
Simple Assault	4	2
Intimidation	1	0
Stalking	0	0
Forcible Rape	0	0
Forcible Sodomy	0	0
Sexual Assault w/Object	0	0
Forcible Fondling	0	0
Incest	0	0
Statutory Rape	0	0
Kidnapping/Abduction	0	0
Total	5	2

TIBRS Group B Arrests

Offense	Adult	Juvenile
Bad Checks	0	0
Curfew/Vagrancy	0	0
Disorderly Conduct	2	0
DUI	8	0
Drunkenness	1	0
Family-Non Violent	0	0
Liquor Law Violation	3	2
Peeping Tom	0	0
Runaway	0	0
Trespass	0	0
All Other Offense	3	0
Total Group B	17	2

TIBRS Group A Offenses	Offenses		Arrests	
	Reported	Cleared	Adult	Juvenile
Crimes Against Persons				
Murder	0	0	0	0
Negligent Manslaughter	0	0	0	0
Kidnapping/Abduction	0	0	0	0
Forcible Rape	0	0	0	0
Forcible Sodomy	0	0	0	0
Sexual Assault w/Object	0	0	0	0
Forcible Fondling	0	0	0	0
Incest	0	0	0	0
Statutory Rape	0	0	0	0
Aggravated Assault	3	3	3	0
Simple Assault	11	5	4	1
Intimidation	13	1	1	0
Stalking	2	0	0	0
Crimes Against Property				
Arson	0	0	0	0
Bribery	0	0	0	0
Burglary	8	0	0	0
Counterfeiting/Forgery	7	1	1	0
Destruction/Damage/Vandalism	10	0	0	0
Embezzlement	0	0	0	0
Extortion/Blackmail	0	0	0	0
Fraud - False Pretenses	9	2	2	0
Fraud - Credit Card/ATM	0	0	0	0
Fraud - Impersonation	4	4	2	0
Fraud - Welfare	0	0	0	0
Fraud - Wire	0	0	0	0
Motor Vehicle Theft	0	0	0	0
Robbery	0	0	0	0
Stolen Property Offense	0	0	0	0
Theft - Pocket Picking	0	0	0	0
Theft - Purse Snatching	0	0	0	0
Theft - Shoplifting	0	0	0	0
Theft from Building	0	0	0	0
Theft from Coin Machine	0	0	0	0
Theft from Motor Vehicle	1	0	0	0
Theft of Motor Vehicle Parts	5	0	0	0
Theft - All Other Larceny	5	0	0	0
Crimes Against Society				
Drug/Narcotic Violations	7	6	5	0
Drug/Narcotic Equipment Violations	4	3	0	0
Gambling-Betting/Wagering	0	0	0	0
Gambling-Operating/Promoting	0	0	0	0
Gambling-Equipment Violation	0	0	0	0
Gambling-Sports Tampering	0	0	0	0
Pornography/Obscene Materials	0	0	0	0
Prostitution	0	0	0	0
Prostitution-Assisting/Promoting	0	0	0	0
Weapon Law Violations	5	5	3	0
Total Group A Offenses	94	30	21	1



Ripley Police Department

2002 Population Estimate 7,715

Offense Overview

Offense Total 1,883
Number Cleared 572
Percent Cleared 30.4%

Group A Crimes per 100,000 population 24,407.0

Arrest Overview

Total Arrests 1,678
Adult Arrests 1,458
Juvenile Arrests 214
Unknown Age 6

Arrests per 100,000 population 21,749.8

Avg. number offenses/incident 1.18

Domestic Violence Victims

Offense	Total	Arrests
Murder	0	0
Aggravated Assault	11	6
Simple Assault	58	36
Intimidation	23	1
Stalking	1	1
Forcible Rape	0	0
Forcible Sodomy	0	0
Sexual Assault w/Object	0	0
Forcible Fondling	3	0
Incest	0	0
Statutory Rape	0	0
Kidnapping/Abduction	4	0
Total	100	44

TIBRS Group B Arrests

Offense	Adult	Juvenile
Bad Checks	2	0
Curfew/Vagrancy	0	1
Disorderly Conduct	183	72
DUI	67	1
Drunkenness	12	0
Family-Non Violent	0	0
Liquor Law Violation	26	3
Peeping Tom	0	0
Runaway	0	0
Trespass	24	8
All Other Offense	738	38
Total Group B	1,052	123

TIBRS Group A Offenses	Offenses		Arrests	
	Reported	Cleared	Adult	Juvenile
Crimes Against Persons				
Murder	2	0	0	0
Negligent Manslaughter	0	0	0	0
Kidnapping/Abduction	4	0	0	0
Forcible Rape	3	1	1	0
Forcible Sodomy	1	1	0	0
Sexual Assault w/Object	1	1	0	0
Forcible Fondling	6	2	0	0
Incest	0	0	0	0
Statutory Rape	1	1	1	0
Aggravated Assault	81	41	31	4
Simple Assault	262	139	122	11
Intimidation	181	31	26	0
Stalking	7	2	2	0
Crimes Against Property				
Arson	1	0	0	0
Bribery	0	0	0	0
Burglary	234	33	21	23
Counterfeiting/Forgery	87	29	25	1
Destruction/Damage/Vandalism	246	56	28	6
Embezzlement	9	5	3	0
Extortion/Blackmail	0	0	0	0
Fraud - False Pretenses	107	35	7	0
Fraud - Credit Card/ATM	10	0	0	0
Fraud - Impersonation	13	8	6	1
Fraud - Welfare	0	0	0	0
Fraud - Wire	0	0	0	0
Motor Vehicle Theft	50	13	7	2
Robbery	18	5	7	0
Stolen Property Offense	0	0	0	0
Theft - Pocket Picking	3	0	0	0
Theft - Purse Snatching	2	1	1	0
Theft - Shoplifting	73	56	39	23
Theft from Building	94	14	9	3
Theft from Coin Machine	3	0	0	0
Theft from Motor Vehicle	61	8	10	0
Theft of Motor Vehicle Parts	71	12	8	3
Theft - All Other Larceny	186	12	9	5
Crimes Against Society				
Drug/Narcotic Violations	32	32	27	5
Drug/Narcotic Equipment Violations	14	14	6	0
Gambling-Betting/Wagering	1	1	4	0
Gambling-Operating/Promoting	0	0	0	0
Gambling-Equipment Violation	0	0	0	0
Gambling-Sports Tampering	0	0	0	0
Pornography/Obscene Materials	0	0	0	0
Prostitution	0	0	0	0
Prostitution-Assisting/Promoting	1	1	1	0
Weapon Law Violations	18	18	5	4
Total Group A Offenses	1,883	572	406	91



Rockwood Police Department

2002 Population Estimate **5,726**

Offense Overview

Offense Total 718
 Number Cleared 118
 Percent Cleared 16.4%

Group A Crimes per 100,000
 population 12,539.3

Arrest Overview

Total Arrests 207
 Adult Arrests 203
 Juvenile Arrests 4
 Unknown Age 0

Arrests per 100,000 population 3,615.1

Avg. number offenses/incident 1.00

Domestic Violence Victims

Offense	Total	Arrests
Murder	0	0
Aggravated Assault	2	0
Simple Assault	10	2
Intimidation	7	0
Stalking	1	0
Forcible Rape	0	0
Forcible Sodomy	0	0
Sexual Assault w/Object	0	0
Forcible Fondling	0	0
Incest	0	0
Statutory Rape	0	0
Kidnapping/Abduction	0	0
Total	20	2

TIBRS Group B Arrests

Offense	Adult	Juvenile
Bad Checks	1	0
Curfew/Vagrancy	0	0
Disorderly Conduct	6	0
DUI	28	0
Drunkenness	43	0
Family-Non Violent	6	0
Liquor Law Violation	0	0
Peeping Tom	0	0
Runaway	0	0
Trespass	7	0
All Other Offense	43	0
Total Group B	134	0

TIBRS Group A Offenses	Offenses		Arrests	
	Reported	Cleared	Adult	Juvenile
Crimes Against Persons				
Murder	0	0	0	0
Negligent Manslaughter	0	0	0	0
Kidnapping/Abduction	0	0	0	0
Forcible Rape	1	1	0	0
Forcible Sodomy	0	0	0	0
Sexual Assault w/Object	0	0	0	0
Forcible Fondling	5	0	0	0
Incest	0	0	0	0
Statutory Rape	0	0	0	0
Aggravated Assault	14	5	2	1
Simple Assault	73	18	11	1
Intimidation	117	2	2	0
Stalking	3	0	0	0
Crimes Against Property				
Arson	1	1	1	0
Bribery	0	0	0	0
Burglary	42	6	5	0
Counterfeiting/Forgery	22	4	2	0
Destruction/Damage/Vandalism	120	6	0	0
Embezzlement	0	0	0	0
Extortion/Blackmail	0	0	0	0
Fraud - False Pretenses	1	0	0	0
Fraud - Credit Card/ATM	1	0	0	0
Fraud - Impersonation	8	4	2	0
Fraud - Welfare	0	0	0	0
Fraud - Wire	2	0	0	0
Motor Vehicle Theft	9	2	1	0
Robbery	1	0	0	0
Stolen Property Offense	0	0	0	0
Theft - Pocket Picking	0	0	0	0
Theft - Purse Snatching	0	0	0	0
Theft - Shoplifting	3	1	1	0
Theft from Building	200	31	19	2
Theft from Coin Machine	2	0	0	0
Theft from Motor Vehicle	50	3	0	0
Theft of Motor Vehicle Parts	4	0	0	0
Theft - All Other Larceny	5	0	0	0
Crimes Against Society				
Drug/Narcotic Violations	28	28	18	0
Drug/Narcotic Equipment Violations	5	5	4	0
Gambling-Betting/Wagering	0	0	0	0
Gambling-Operating/Promoting	0	0	0	0
Gambling-Equipment Violation	0	0	0	0
Gambling-Sports Tampering	0	0	0	0
Pornography/Obscene Materials	0	0	0	0
Prostitution	0	0	0	0
Prostitution-Assisting/Promoting	0	0	0	0
Weapon Law Violations	1	1	1	0
Total Group A Offenses	718	118	69	4



Rogersville Police Department

2002 Population Estimate **4,243**

Offense Overview

Offense Total 524
 Number Cleared 184
 Percent Cleared 35.1%

Group A Crimes per 100,000
 population 12,349.8

Arrest Overview

Total Arrests 301
 Adult Arrests 263
 Juvenile Arrests 35
 Unknown Age 3

Arrests per 100,000 population 7,094.0

Avg. number offenses/incident 1.22

Domestic Violence Victims

Offense	Total	Arrests
Murder	0	0
Aggravated Assault	1	2
Simple Assault	16	9
Intimidation	4	0
Stalking	4	4
Forcible Rape	2	1
Forcible Sodomy	0	0
Sexual Assault w/Object	0	0
Forcible Fondling	0	0
Incest	0	0
Statutory Rape	0	0
Kidnapping/Abduction	0	0
Total	27	16

TIBRS Group B Arrests

Offense	Adult	Juvenile
Bad Checks	6	0
Curfew/Vagrancy	0	0
Disorderly Conduct	2	1
DUI	16	0
Drunkenness	33	1
Family-Non Violent	1	2
Liquor Law Violation	5	0
Peeping Tom	0	0
Runaway	0	12
Trespass	6	0
All Other Offense	124	10
Total Group B	193	26

TIBRS Group A Offenses	Offenses		Arrests	
	Reported	Cleared	Adult	Juvenile
Crimes Against Persons				
Murder	0	0	0	0
Negligent Manslaughter	0	0	0	0
Kidnapping/Abduction	1	0	0	0
Forcible Rape	4	2	1	0
Forcible Sodomy	0	0	0	0
Sexual Assault w/Object	0	0	0	0
Forcible Fondling	4	2	0	0
Incest	0	0	0	0
Statutory Rape	2	1	1	0
Aggravated Assault	19	13	9	0
Simple Assault	62	36	18	1
Intimidation	19	9	0	0
Stalking	8	6	4	0
Crimes Against Property				
Arson	1	0	0	0
Bribery	0	0	0	0
Burglary	75	13	2	4
Counterfeiting/Forgery	23	5	3	0
Destruction/Damage/Vandalism	83	13	4	0
Embezzlement	0	0	0	0
Extortion/Blackmail	0	0	0	0
Fraud - False Pretenses	4	3	0	0
Fraud - Credit Card/ATM	6	1	0	0
Fraud - Impersonation	8	3	1	0
Fraud - Welfare	0	0	0	0
Fraud - Wire	2	1	0	0
Motor Vehicle Theft	18	14	0	1
Robbery	2	1	1	0
Stolen Property Offense	0	0	0	0
Theft - Pocket Picking	1	1	0	0
Theft - Purse Snatching	2	2	1	0
Theft - Shoplifting	14	12	7	3
Theft from Building	64	21	7	0
Theft from Coin Machine	3	0	0	0
Theft from Motor Vehicle	39	4	1	0
Theft of Motor Vehicle Parts	5	0	0	0
Theft - All Other Larceny	41	9	3	0
Crimes Against Society				
Drug/Narcotic Violations	3	2	1	0
Drug/Narcotic Equipment Violations	9	8	5	0
Gambling-Betting/Wagering	0	0	0	0
Gambling-Operating/Promoting	0	0	0	0
Gambling-Equipment Violation	0	0	0	0
Gambling-Sports Tampering	0	0	0	0
Pornography/Obscene Materials	0	0	0	0
Prostitution	0	0	0	0
Prostitution-Assisting/Promoting	0	0	0	0
Weapon Law Violations	2	2	1	0
Total Group A Offenses	524	184	70	9



Rossville Police Department

2002 Population Estimate **400**

Offense Overview

Offense Total 39
 Number Cleared 18
 Percent Cleared 46.2%

Group A Crimes per 100,000
 population 9,750.0

Arrest Overview

Total Arrests 34
 Adult Arrests 34
 Juvenile Arrests 0
 Unknown Age 0

Arrests per 100,000 population 8,500.0

Avg. number offenses/incident 1.08

Domestic Violence Victims

Offense	Total	Arrests
Murder	0	0
Aggravated Assault	0	0
Simple Assault	1	0
Intimidation	0	0
Stalking	0	0
Forcible Rape	1	1
Forcible Sodomy	0	0
Sexual Assault w/Object	0	0
Forcible Fondling	0	0
Incest	0	0
Statutory Rape	0	0
Kidnapping/Abduction	0	0
Total	2	1

TIBRS Group B Arrests

Offense	Adult	Juvenile
Bad Checks	1	0
Curfew/Vagrancy	0	0
Disorderly Conduct	0	0
DUI	13	0
Drunkenness	1	0
Family-Non Violent	0	0
Liquor Law Violation	1	0
Peeping Tom	0	0
Runaway	0	0
Trespass	1	0
All Other Offense	2	0
Total Group B	19	0

TIBRS Group A Offenses	Offenses		Arrests	
	Reported	Cleared	Adult	Juvenile
Crimes Against Persons				
Murder	0	0	0	0
Negligent Manslaughter	0	0	0	0
Kidnapping/Abduction	0	0	0	0
Forcible Rape	1	1	1	0
Forcible Sodomy	0	0	0	0
Sexual Assault w/Object	0	0	0	0
Forcible Fondling	0	0	0	0
Incest	0	0	0	0
Statutory Rape	0	0	0	0
Aggravated Assault	1	1	1	0
Simple Assault	7	2	2	0
Intimidation	2	1	1	0
Stalking	0	0	0	0
Crimes Against Property				
Arson	0	0	0	0
Bribery	0	0	0	0
Burglary	2	1	1	0
Counterfeiting/Forgery	1	1	1	0
Destruction/Damage/Vandalism	5	1	0	0
Embezzlement	0	0	0	0
Extortion/Blackmail	0	0	0	0
Fraud - False Pretenses	0	0	0	0
Fraud - Credit Card/ATM	0	0	0	0
Fraud - Impersonation	4	1	1	0
Fraud - Welfare	0	0	0	0
Fraud - Wire	0	0	0	0
Motor Vehicle Theft	0	0	0	0
Robbery	0	0	0	0
Stolen Property Offense	1	1	0	0
Theft - Pocket Picking	0	0	0	0
Theft - Purse Snatching	0	0	0	0
Theft - Shoplifting	3	0	0	0
Theft from Building	0	0	0	0
Theft from Coin Machine	0	0	0	0
Theft from Motor Vehicle	0	0	0	0
Theft of Motor Vehicle Parts	1	0	0	0
Theft - All Other Larceny	3	0	0	0
Crimes Against Society				
Drug/Narcotic Violations	4	4	4	0
Drug/Narcotic Equipment Violations	2	2	2	0
Gambling-Betting/Wagering	0	0	0	0
Gambling-Operating/Promoting	0	0	0	0
Gambling-Equipment Violation	0	0	0	0
Gambling-Sports Tampering	0	0	0	0
Pornography/Obscene Materials	0	0	0	0
Prostitution	0	0	0	0
Prostitution-Assisting/Promoting	0	0	0	0
Weapon Law Violations	2	2	1	0
Total Group A Offenses	39	18	15	0



Rutherford Police Department

2002 Population Estimate **1,260**

Offense Overview

Offense Total 46
 Number Cleared 34
 Percent Cleared 73.9%

Group A Crimes per 100,000
 population 3,650.8

Arrest Overview

Total Arrests 37
 Adult Arrests 30
 Juvenile Arrests 5
 Unknown Age 2

Arrests per 100,000 population 2,936.5

Avg. number offenses/incident 1.24

Domestic Violence Victims

Offense	Total	Arrests
Murder	0	0
Aggravated Assault	0	0
Simple Assault	2	1
Intimidation	0	0
Stalking	0	0
Forcible Rape	0	0
Forcible Sodomy	0	0
Sexual Assault w/Object	0	0
Forcible Fondling	0	0
Incest	0	0
Statutory Rape	0	0
Kidnapping/Abduction	0	0
Total	2	1

TIBRS Group B Arrests

Offense	Adult	Juvenile
Bad Checks	0	0
Curfew/Vagrancy	0	3
Disorderly Conduct	1	0
DUI	10	0
Drunkenness	4	0
Family-Non Violent	0	0
Liquor Law Violation	0	0
Peeping Tom	0	0
Runaway	0	0
Trespass	0	0
All Other Offense	3	1
Total Group B	18	4

TIBRS Group A Offenses	Offenses		Arrests	
	Reported	Cleared	Adult	Juvenile
Crimes Against Persons				
Murder	0	0	0	0
Negligent Manslaughter	0	0	0	0
Kidnapping/Abduction	0	0	0	0
Forcible Rape	1	1	0	1
Forcible Sodomy	0	0	0	0
Sexual Assault w/Object	0	0	0	0
Forcible Fondling	0	0	0	0
Incest	0	0	0	0
Statutory Rape	0	0	0	0
Aggravated Assault	1	1	0	0
Simple Assault	2	1	1	0
Intimidation	0	0	0	0
Stalking	0	0	0	0
Crimes Against Property				
Arson	0	0	0	0
Bribery	0	0	0	0
Burglary	3	2	0	0
Counterfeiting/Forgery	0	0	0	0
Destruction/Damage/Vandalism	5	1	0	0
Embezzlement	0	0	0	0
Extortion/Blackmail	0	0	0	0
Fraud - False Pretenses	1	0	0	0
Fraud - Credit Card/ATM	1	1	0	0
Fraud - Impersonation	1	1	1	0
Fraud - Welfare	0	0	0	0
Fraud - Wire	0	0	0	0
Motor Vehicle Theft	1	1	1	0
Robbery	0	0	0	0
Stolen Property Offense	0	0	0	0
Theft - Pocket Picking	0	0	0	0
Theft - Purse Snatching	0	0	0	0
Theft - Shoplifting	1	1	0	0
Theft from Building	3	1	0	0
Theft from Coin Machine	0	0	0	0
Theft from Motor Vehicle	2	0	0	0
Theft of Motor Vehicle Parts	0	0	0	0
Theft - All Other Larceny	2	1	0	0
Crimes Against Society				
Drug/Narcotic Violations	14	14	7	0
Drug/Narcotic Equipment Violations	8	8	2	0
Gambling-Betting/Wagering	0	0	0	0
Gambling-Operating/Promoting	0	0	0	0
Gambling-Equipment Violation	0	0	0	0
Gambling-Sports Tampering	0	0	0	0
Pornography/Obscene Materials	0	0	0	0
Prostitution	0	0	0	0
Prostitution-Assisting/Promoting	0	0	0	0
Weapon Law Violations	0	0	0	0
Total Group A Offenses	46	34	12	1



Rutledge Police Department

2002 Population Estimate 1,200

Offense Overview

Offense Total 71
Number Cleared 20
Percent Cleared 28.2%

Group A Crimes per 100,000 population 5,916.7

Arrest Overview

Total Arrests 82
Adult Arrests 66
Juvenile Arrests 16
Unknown Age 0

Arrests per 100,000 population 6,833.3

Avg. number offenses/incident 1.00

Domestic Violence Victims

Offense	Total	Arrests
Murder	0	0
Aggravated Assault	0	0
Simple Assault	1	1
Intimidation	0	0
Stalking	0	0
Forcible Rape	0	0
Forcible Sodomy	0	0
Sexual Assault w/Object	0	0
Forcible Fondling	0	0
Incest	0	0
Statutory Rape	0	0
Kidnapping/Abduction	2	2
Total	3	3

TIBRS Group B Arrests

Offense	Adult	Juvenile
Bad Checks	0	0
Curfew/Vagrancy	0	0
Disorderly Conduct	0	2
DUI	2	0
Drunkenness	9	0
Family-Non Violent	1	0
Liquor Law Violation	0	0
Peeping Tom	0	0
Runaway	0	0
Trespass	1	0
All Other Offense	40	10
Total Group B	53	12

TIBRS Group A Offenses	Offenses		Arrests	
	Reported	Cleared	Adult	Juvenile
Crimes Against Persons				
Murder	0	0	0	0
Negligent Manslaughter	0	0	0	0
Kidnapping/Abduction	2	2	2	0
Forcible Rape	0	0	0	0
Forcible Sodomy	0	0	0	0
Sexual Assault w/Object	0	0	0	0
Forcible Fondling	3	3	2	1
Incest	0	0	0	0
Statutory Rape	0	0	0	0
Aggravated Assault	0	0	0	0
Simple Assault	5	2	1	1
Intimidation	0	0	0	0
Stalking	0	0	0	0
Crimes Against Property				
Arson	2	1	1	0
Bribery	0	0	0	0
Burglary	14	5	1	1
Counterfeiting/Forgery	6	1	0	0
Destruction/Damage/Vandalism	13	0	0	0
Embezzlement	0	0	0	0
Extortion/Blackmail	0	0	0	0
Fraud - False Pretenses	0	0	0	0
Fraud - Credit Card/ATM	0	0	0	0
Fraud - Impersonation	0	0	0	0
Fraud - Welfare	0	0	0	0
Fraud - Wire	0	0	0	0
Motor Vehicle Theft	2	1	1	0
Robbery	0	0	0	0
Stolen Property Offense	0	0	0	0
Theft - Pocket Picking	0	0	0	0
Theft - Purse Snatching	0	0	0	0
Theft - Shoplifting	1	1	1	1
Theft from Building	7	1	0	0
Theft from Coin Machine	3	2	4	0
Theft from Motor Vehicle	4	0	0	0
Theft of Motor Vehicle Parts	2	0	0	0
Theft - All Other Larceny	7	1	0	0
Crimes Against Society				
Drug/Narcotic Violations	0	0	0	0
Drug/Narcotic Equipment Violations	0	0	0	0
Gambling-Betting/Wagering	0	0	0	0
Gambling-Operating/Promoting	0	0	0	0
Gambling-Equipment Violation	0	0	0	0
Gambling-Sports Tampering	0	0	0	0
Pornography/Obscene Materials	0	0	0	0
Prostitution	0	0	0	0
Prostitution-Assisting/Promoting	0	0	0	0
Weapon Law Violations	0	0	0	0
Total Group A Offenses	71	20	13	4



Savannah Police Department

2002 Population Estimate **6,997**

Offense Overview

Offense Total 1,015
 Number Cleared 358
 Percent Cleared 35.3%

Group A Crimes per 100,000
 population 14,506.2

Arrest Overview

Total Arrests 683
 Adult Arrests 659
 Juvenile Arrests 24
 Unknown Age 0

Arrests per 100,000 population 9,761.3

Avg. number offenses/incident 1.15

Domestic Violence Victims

Offense	Total	Arrests
Murder	0	0
Aggravated Assault	3	3
Simple Assault	24	23
Intimidation	0	0
Stalking	0	0
Forcible Rape	0	0
Forcible Sodomy	0	0
Sexual Assault w/Object	0	0
Forcible Fondling	0	0
Incest	0	0
Statutory Rape	0	0
Kidnapping/Abduction	0	0
Total	27	26

TIBRS Group B Arrests

Offense	Adult	Juvenile
Bad Checks	0	0
Curfew/Vagrancy	0	0
Disorderly Conduct	38	4
DUI	75	0
Drunkenness	207	1
Family-Non Violent	0	0
Liquor Law Violation	10	2
Peeping Tom	0	0
Runaway	0	0
Trespass	10	2
All Other Offense	32	0
Total Group B	372	9

TIBRS Group A Offenses	Offenses		Arrests	
	Reported	Cleared	Adult	Juvenile
Crimes Against Persons				
Murder	0	0	0	0
Negligent Manslaughter	0	0	0	0
Kidnapping/Abduction	0	0	0	0
Forcible Rape	2	1	0	0
Forcible Sodomy	0	0	0	0
Sexual Assault w/Object	1	0	0	0
Forcible Fondling	1	1	1	0
Incest	0	0	0	0
Statutory Rape	1	0	0	0
Aggravated Assault	35	25	20	0
Simple Assault	112	68	58	0
Intimidation	53	4	3	0
Stalking	2	0	0	0
Crimes Against Property				
Arson	5	2	2	0
Bribery	0	0	0	0
Burglary	75	17	20	0
Counterfeiting/Forgery	103	23	13	0
Destruction/Damage/Vandalism	103	16	9	2
Embezzlement	2	2	2	0
Extortion/Blackmail	0	0	0	0
Fraud - False Pretenses	113	26	4	0
Fraud - Credit Card/ATM	2	0	0	0
Fraud - Impersonation	4	2	1	0
Fraud - Welfare	0	0	0	0
Fraud - Wire	0	0	0	0
Motor Vehicle Theft	16	3	3	0
Robbery	1	1	2	0
Stolen Property Offense	1	1	1	0
Theft - Pocket Picking	0	0	0	0
Theft - Purse Snatching	1	0	0	0
Theft - Shoplifting	60	58	50	11
Theft from Building	96	16	13	0
Theft from Coin Machine	2	1	1	0
Theft from Motor Vehicle	54	7	5	0
Theft of Motor Vehicle Parts	24	3	2	0
Theft - All Other Larceny	68	4	8	0
Crimes Against Society				
Drug/Narcotic Violations	52	51	51	2
Drug/Narcotic Equipment Violations	23	23	16	0
Gambling-Betting/Wagering	0	0	0	0
Gambling-Operating/Promoting	0	0	0	0
Gambling-Equipment Violation	0	0	0	0
Gambling-Sports Tampering	0	0	0	0
Pornography/Obscene Materials	0	0	0	0
Prostitution	0	0	0	0
Prostitution-Assisting/Promoting	0	0	0	0
Weapon Law Violations	3	3	2	0
Total Group A Offenses	1,015	358	287	15



Scotts Hill Police Department

2002 Population Estimate 891

Offense Overview

Offense Total 60
Number Cleared 26
Percent Cleared 43.3%

Group A Crimes per 100,000 population 6,734.0

Arrest Overview

Total Arrests 27
Adult Arrests 25
Juvenile Arrests 2
Unknown Age 0

Arrests per 100,000 population 3,030.3

Avg. number offenses/incident 1.25

Domestic Violence Victims

Offense	Total	Arrests
Murder	0	0
Aggravated Assault	3	2
Simple Assault	7	6
Intimidation	0	0
Stalking	0	0
Forcible Rape	0	0
Forcible Sodomy	0	0
Sexual Assault w/Object	1	1
Forcible Fondling	1	0
Incest	0	0
Statutory Rape	0	0
Kidnapping/Abduction	1	0
Total	13	9

TIBRS Group B Arrests

Offense	Adult	Juvenile
Bad Checks	0	0
Curfew/Vagrancy	0	0
Disorderly Conduct	1	0
DUI	4	0
Drunkenness	0	0
Family-Non Violent	0	0
Liquor Law Violation	0	0
Peeping Tom	0	0
Runaway	0	0
Trespass	0	0
All Other Offense	3	0
Total Group B	8	0

TIBRS Group A Offenses	Offenses		Arrests	
	Reported	Cleared	Adult	Juvenile
Crimes Against Persons				
Murder	0	0	0	0
Negligent Manslaughter	0	0	0	0
Kidnapping/Abduction	1	0	0	0
Forcible Rape	0	0	0	0
Forcible Sodomy	0	0	0	0
Sexual Assault w/Object	1	1	1	0
Forcible Fondling	1	1	0	0
Incest	0	0	0	0
Statutory Rape	0	0	0	0
Aggravated Assault	5	5	2	1
Simple Assault	9	7	5	1
Intimidation	2	0	0	0
Stalking	0	0	0	0
Crimes Against Property				
Arson	0	0	0	0
Bribery	0	0	0	0
Burglary	9	1	1	0
Counterfeiting/Forgery	2	1	1	0
Destruction/Damage/Vandalism	13	1	0	0
Embezzlement	0	0	0	0
Extortion/Blackmail	0	0	0	0
Fraud - False Pretenses	1	0	0	0
Fraud - Credit Card/ATM	0	0	0	0
Fraud - Impersonation	1	1	1	0
Fraud - Welfare	0	0	0	0
Fraud - Wire	0	0	0	0
Motor Vehicle Theft	1	0	0	0
Robbery	0	0	0	0
Stolen Property Offense	0	0	0	0
Theft - Pocket Picking	0	0	0	0
Theft - Purse Snatching	0	0	0	0
Theft - Shoplifting	1	1	0	0
Theft from Building	5	2	2	0
Theft from Coin Machine	0	0	0	0
Theft from Motor Vehicle	0	0	0	0
Theft of Motor Vehicle Parts	0	0	0	0
Theft - All Other Larceny	2	0	0	0
Crimes Against Society				
Drug/Narcotic Violations	4	4	4	0
Drug/Narcotic Equipment Violations	1	1	0	0
Gambling-Betting/Wagering	0	0	0	0
Gambling-Operating/Promoting	0	0	0	0
Gambling-Equipment Violation	0	0	0	0
Gambling-Sports Tampering	0	0	0	0
Pornography/Obscene Materials	0	0	0	0
Prostitution	0	0	0	0
Prostitution-Assisting/Promoting	1	0	0	0
Weapon Law Violations	0	0	0	0
Total Group A Offenses	60	26	17	2



Selmer Police Department

2002 Population Estimate 4,527

Offense Overview

Offense Total 665
Number Cleared 230
Percent Cleared 34.6%

Group A Crimes per 100,000 population 14,689.6

Arrest Overview

Total Arrests 333
Adult Arrests 323
Juvenile Arrests 10
Unknown Age 0

Arrests per 100,000 population 7,355.9

Avg. number offenses/incident 1.06

Domestic Violence Victims

Offense	Total	Arrests
Murder	0	0
Aggravated Assault	10	5
Simple Assault	29	20
Intimidation	15	4
Stalking	1	0
Forcible Rape	0	0
Forcible Sodomy	0	0
Sexual Assault w/Object	0	0
Forcible Fondling	0	0
Incest	0	0
Statutory Rape	0	0
Kidnapping/Abduction	1	0
Total	56	29

TIBRS Group B Arrests

Offense	Adult	Juvenile
Bad Checks	1	0
Curfew/Vagrancy	0	0
Disorderly Conduct	6	2
DUI	36	0
Drunkenness	34	2
Family-Non Violent	2	0
Liquor Law Violation	0	0
Peeping Tom	0	0
Runaway	0	0
Trespass	4	0
All Other Offense	16	0
Total Group B	99	4

TIBRS Group A Offenses	Offenses		Arrests	
	Reported	Cleared	Adult	Juvenile
Crimes Against Persons				
Murder	0	0	0	0
Negligent Manslaughter	0	0	0	0
Kidnapping/Abduction	2	0	0	0
Forcible Rape	2	0	0	0
Forcible Sodomy	0	0	0	0
Sexual Assault w/Object	0	0	0	0
Forcible Fondling	3	1	1	0
Incest	0	0	0	0
Statutory Rape	0	0	0	0
Aggravated Assault	25	18	16	0
Simple Assault	91	49	50	1
Intimidation	57	5	4	0
Stalking	4	0	0	0
Crimes Against Property				
Arson	0	0	0	0
Bribery	0	0	0	0
Burglary	59	7	7	0
Counterfeiting/Forgery	20	5	5	0
Destruction/Damage/Vandalism	67	6	6	0
Embezzlement	0	0	0	0
Extortion/Blackmail	0	0	0	0
Fraud - False Pretenses	5	0	0	0
Fraud - Credit Card/ATM	3	1	1	0
Fraud - Impersonation	3	3	2	0
Fraud - Welfare	0	0	0	0
Fraud - Wire	0	0	0	0
Motor Vehicle Theft	13	4	3	0
Robbery	1	0	0	0
Stolen Property Offense	1	0	0	0
Theft - Pocket Picking	1	0	0	0
Theft - Purse Snatching	0	0	0	0
Theft - Shoplifting	62	52	54	2
Theft from Building	68	1	1	0
Theft from Coin Machine	1	1	0	0
Theft from Motor Vehicle	40	1	1	0
Theft of Motor Vehicle Parts	19	1	1	0
Theft - All Other Larceny	43	2	2	0
Crimes Against Society				
Drug/Narcotic Violations	49	48	51	3
Drug/Narcotic Equipment Violations	22	22	16	0
Gambling-Betting/Wagering	0	0	0	0
Gambling-Operating/Promoting	0	0	0	0
Gambling-Equipment Violation	0	0	0	0
Gambling-Sports Tampering	0	0	0	0
Pornography/Obscene Materials	1	1	1	0
Prostitution	0	0	0	0
Prostitution-Assisting/Promoting	0	0	0	0
Weapon Law Violations	3	2	2	0
Total Group A Offenses	665	230	224	6



Sevierville Police Department

2002 Population Estimate 13,438

Offense Overview

Offense Total 1,832
Number Cleared 605
Percent Cleared 33.0%

Group A Crimes per 100,000 population 13,633.0

Arrest Overview

Total Arrests 881
Adult Arrests 758
Juvenile Arrests 123
Unknown Age 0

Arrests per 100,000 population 6,556.0

Avg. number offenses/incident 1.11

Domestic Violence Victims

Offense	Total	Arrests
Murder	0	0
Aggravated Assault	20	15
Simple Assault	90	32
Intimidation	17	5
Stalking	3	0
Forcible Rape	1	1
Forcible Sodomy	0	0
Sexual Assault w/Object	0	0
Forcible Fondling	0	0
Incest	0	0
Statutory Rape	0	0
Kidnapping/Abduction	0	0
Total	131	53

TIBRS Group B Arrests

Offense	Adult	Juvenile
Bad Checks	17	0
Curfew/Vagrancy	0	0
Disorderly Conduct	11	18
DUI	79	0
Drunkenness	70	2
Family-Non Violent	5	5
Liquor Law Violation	15	7
Peeping Tom	0	0
Runaway	0	6
Trespass	4	2
All Other Offense	117	61
Total Group B	318	101

TIBRS Group A Offenses	Offenses		Arrests	
	Reported	Cleared	Adult	Juvenile
Crimes Against Persons				
Murder	0	0	0	0
Negligent Manslaughter	0	0	0	0
Kidnapping/Abduction	1	1	0	0
Forcible Rape	4	2	1	0
Forcible Sodomy	1	0	0	0
Sexual Assault w/Object	0	0	0	0
Forcible Fondling	6	3	1	0
Incest	0	0	0	0
Statutory Rape	3	3	3	0
Aggravated Assault	40	26	21	1
Simple Assault	229	134	71	2
Intimidation	90	33	15	0
Stalking	7	3	1	0
Crimes Against Property				
Arson	1	1	1	0
Bribery	0	0	0	0
Burglary	154	11	11	0
Counterfeiting/Forgery	48	14	8	0
Destruction/Damage/Vandalism	176	19	4	0
Embezzlement	16	5	4	0
Extortion/Blackmail	2	1	1	0
Fraud - False Pretenses	76	28	20	0
Fraud - Credit Card/ATM	19	7	4	0
Fraud - Impersonation	25	17	17	0
Fraud - Welfare	1	1	1	0
Fraud - Wire	0	0	0	0
Motor Vehicle Theft	68	5	7	0
Robbery	13	3	4	0
Stolen Property Offense	4	4	4	0
Theft - Pocket Picking	0	0	0	0
Theft - Purse Snatching	2	0	0	0
Theft - Shoplifting	179	123	121	15
Theft from Building	151	18	13	0
Theft from Coin Machine	34	3	3	0
Theft from Motor Vehicle	116	11	6	0
Theft of Motor Vehicle Parts	49	4	6	0
Theft - All Other Larceny	178	10	1	0
Crimes Against Society				
Drug/Narcotic Violations	98	80	75	3
Drug/Narcotic Equipment Violations	31	28	11	0
Gambling-Betting/Wagering	0	0	0	0
Gambling-Operating/Promoting	0	0	0	0
Gambling-Equipment Violation	0	0	0	0
Gambling-Sports Tampering	0	0	0	0
Pornography/Obscene Materials	0	0	0	0
Prostitution	0	0	0	0
Prostitution-Assisting/Promoting	0	0	0	0
Weapon Law Violations	10	7	5	1
Total Group A Offenses	1,832	605	440	22



Sharon Police Department

2002 Population Estimate **952**

Offense Overview

Offense Total 78
 Number Cleared 41
 Percent Cleared 52.6%

Group A Crimes per 100,000
 population 8,193.3

Arrest Overview

Total Arrests 52
 Adult Arrests 48
 Juvenile Arrests 4
 Unknown Age 0

Arrests per 100,000 population 5,462.2

Avg. number offenses/incident 1.28

Domestic Violence Victims

Offense	Total	Arrests
Murder	0	0
Aggravated Assault	3	2
Simple Assault	3	1
Intimidation	2	0
Stalking	0	0
Forcible Rape	0	0
Forcible Sodomy	0	0
Sexual Assault w/Object	0	0
Forcible Fondling	0	0
Incest	0	0
Statutory Rape	0	0
Kidnapping/Abduction	0	0
Total	8	3

TIBRS Group B Arrests

Offense	Adult	Juvenile
Bad Checks	0	0
Curfew/Vagrancy	0	0
Disorderly Conduct	0	0
DUI	11	0
Drunkenness	4	0
Family-Non Violent	1	0
Liquor Law Violation	0	1
Peeping Tom	0	0
Runaway	0	2
Trespass	0	1
All Other Offense	0	0
Total Group B	16	4

TIBRS Group A Offenses	Offenses		Arrests	
	Reported	Cleared	Adult	Juvenile
Crimes Against Persons				
Murder	0	0	0	0
Negligent Manslaughter	0	0	0	0
Kidnapping/Abduction	0	0	0	0
Forcible Rape	0	0	0	0
Forcible Sodomy	0	0	0	0
Sexual Assault w/Object	0	0	0	0
Forcible Fondling	0	0	0	0
Incest	0	0	0	0
Statutory Rape	0	0	0	0
Aggravated Assault	4	4	2	0
Simple Assault	10	3	3	0
Intimidation	5	0	0	0
Stalking	0	0	0	0
Crimes Against Property				
Arson	0	0	0	0
Bribery	0	0	0	0
Burglary	1	1	0	0
Counterfeiting/Forgery	2	0	0	0
Destruction/Damage/Vandalism	10	1	1	0
Embezzlement	0	0	0	0
Extortion/Blackmail	0	0	0	0
Fraud - False Pretenses	0	0	0	0
Fraud - Credit Card/ATM	0	0	0	0
Fraud - Impersonation	2	1	1	0
Fraud - Welfare	0	0	0	0
Fraud - Wire	0	0	0	0
Motor Vehicle Theft	1	0	0	0
Robbery	1	1	2	0
Stolen Property Offense	0	0	0	0
Theft - Pocket Picking	0	0	0	0
Theft - Purse Snatching	0	0	0	0
Theft - Shoplifting	1	0	0	0
Theft from Building	3	1	0	0
Theft from Coin Machine	0	0	0	0
Theft from Motor Vehicle	2	0	0	0
Theft of Motor Vehicle Parts	1	0	0	0
Theft - All Other Larceny	8	2	5	0
Crimes Against Society				
Drug/Narcotic Violations	15	15	16	0
Drug/Narcotic Equipment Violations	9	9	1	0
Gambling-Betting/Wagering	0	0	0	0
Gambling-Operating/Promoting	0	0	0	0
Gambling-Equipment Violation	0	0	0	0
Gambling-Sports Tampering	0	0	0	0
Pornography/Obscene Materials	0	0	0	0
Prostitution	0	0	0	0
Prostitution-Assisting/Promoting	0	0	0	0
Weapon Law Violations	3	3	1	0
Total Group A Offenses	78	41	32	0



Shelbyville Police Department

2002 Population Estimate **17,184**

Offense Overview

Offense Total 1,486
 Number Cleared 515
 Percent Cleared 34.7%

Group A Crimes per 100,000
 population 8,647.6

Arrest Overview

Total Arrests 1,063
 Adult Arrests 971
 Juvenile Arrests 92
 Unknown Age 0

Arrests per 100,000 population 6,186.0

Avg. number offenses/incident 1.05

Domestic Violence Victims

Offense	Total	Arrests
Murder	0	0
Aggravated Assault	22	15
Simple Assault	105	55
Intimidation	18	2
Stalking	0	0
Forcible Rape	2	0
Forcible Sodomy	0	0
Sexual Assault w/Object	0	0
Forcible Fondling	1	1
Incest	0	0
Statutory Rape	1	1
Kidnapping/Abduction	1	0
Total	150	74

TIBRS Group B Arrests

Offense	Adult	Juvenile
Bad Checks	0	0
Curfew/Vagrancy	0	8
Disorderly Conduct	33	13
DUI	157	0
Drunkenness	250	0
Family-Non Violent	3	0
Liquor Law Violation	32	10
Peeping Tom	0	0
Runaway	0	1
Trespass	14	2
All Other Offense	34	2
Total Group B	523	36

TIBRS Group A Offenses	Offenses		Arrests	
	Reported	Cleared	Adult	Juvenile
Crimes Against Persons				
Murder	0	0	0	0
Negligent Manslaughter	0	0	0	0
Kidnapping/Abduction	2	2	1	0
Forcible Rape	5	2	2	0
Forcible Sodomy	0	0	0	0
Sexual Assault w/Object	0	0	0	0
Forcible Fondling	4	2	2	0
Incest	0	0	0	0
Statutory Rape	4	3	3	0
Aggravated Assault	78	56	31	3
Simple Assault	238	135	117	4
Intimidation	41	9	5	1
Stalking	2	0	0	0
Crimes Against Property				
Arson	7	1	0	2
Bribery	0	0	0	0
Burglary	153	11	11	6
Counterfeiting/Forgery	40	18	26	0
Destruction/Damage/Vandalism	244	18	11	6
Embezzlement	2	1	1	0
Extortion/Blackmail	0	0	0	0
Fraud - False Pretenses	18	4	4	0
Fraud - Credit Card/ATM	8	2	2	0
Fraud - Impersonation	25	19	18	2
Fraud - Welfare	0	0	0	0
Fraud - Wire	0	0	0	0
Motor Vehicle Theft	47	7	5	2
Robbery	21	4	6	0
Stolen Property Offense	1	1	1	0
Theft - Pocket Picking	0	0	0	0
Theft - Purse Snatching	0	0	0	0
Theft - Shoplifting	35	25	31	2
Theft from Building	109	16	8	2
Theft from Coin Machine	7	0	0	0
Theft from Motor Vehicle	74	3	1	2
Theft of Motor Vehicle Parts	73	5	3	3
Theft - All Other Larceny	85	9	9	4
Crimes Against Society				
Drug/Narcotic Violations	106	106	113	16
Drug/Narcotic Equipment Violations	38	37	22	0
Gambling-Betting/Wagering	0	0	0	0
Gambling-Operating/Promoting	0	0	0	0
Gambling-Equipment Violation	0	0	0	0
Gambling-Sports Tampering	0	0	0	0
Pornography/Obscene Materials	0	0	0	0
Prostitution	0	0	0	0
Prostitution-Assisting/Promoting	0	0	0	0
Weapon Law Violations	19	19	15	1
Total Group A Offenses	1,486	515	448	56



Signal Mountain Police Department

2002 Population Estimate 7,331

Offense Overview

Offense Total 204
Number Cleared 66
Percent Cleared 32.4%

Group A Crimes per 100,000 population 2,782.7

Arrest Overview

Total Arrests 128
Adult Arrests 80
Juvenile Arrests 48
Unknown Age 0

Arrests per 100,000 population 1,746.0

Avg. number offenses/incident 1.07

Domestic Violence Victims

Offense	Total	Arrests
Murder	0	0
Aggravated Assault	0	0
Simple Assault	12	5
Intimidation	5	0
Stalking	0	0
Forcible Rape	0	0
Forcible Sodomy	0	0
Sexual Assault w/Object	0	0
Forcible Fondling	1	0
Incest	0	0
Statutory Rape	0	0
Kidnapping/Abduction	0	0
Total	18	5

TIBRS Group B Arrests

Offense	Adult	Juvenile
Bad Checks	4	0
Curfew/Vagrancy	0	5
Disorderly Conduct	0	0
DUI	28	1
Drunkenness	2	0
Family-Non Violent	0	1
Liquor Law Violation	6	13
Peeping Tom	0	0
Runaway	0	0
Trespass	0	0
All Other Offense	8	5
Total Group B	48	25

TIBRS Group A Offenses	Offenses		Arrests	
	Reported	Cleared	Adult	Juvenile
Crimes Against Persons				
Murder	0	0	0	0
Negligent Manslaughter	0	0	0	0
Kidnapping/Abduction	0	0	0	0
Forcible Rape	2	0	0	0
Forcible Sodomy	0	0	0	0
Sexual Assault w/Object	0	0	0	0
Forcible Fondling	1	0	0	0
Incest	0	0	0	0
Statutory Rape	1	1	1	0
Aggravated Assault	0	0	0	0
Simple Assault	24	12	6	1
Intimidation	42	2	1	0
Stalking	1	0	0	0
Crimes Against Property				
Arson	1	0	0	0
Bribery	0	0	0	0
Burglary	5	1	0	1
Counterfeiting/Forgery	5	4	2	0
Destruction/Damage/Vandalism	36	4	0	4
Embezzlement	1	1	1	0
Extortion/Blackmail	0	0	0	0
Fraud - False Pretenses	6	4	0	1
Fraud - Credit Card/ATM	0	0	0	0
Fraud - Impersonation	4	3	3	0
Fraud - Welfare	0	0	0	0
Fraud - Wire	0	0	0	0
Motor Vehicle Theft	0	0	0	0
Robbery	0	0	0	0
Stolen Property Offense	0	0	0	0
Theft - Pocket Picking	0	0	0	0
Theft - Purse Snatching	1	0	0	0
Theft - Shoplifting	4	0	0	0
Theft from Building	16	2	2	1
Theft from Coin Machine	2	0	0	0
Theft from Motor Vehicle	5	1	2	0
Theft of Motor Vehicle Parts	0	0	0	0
Theft - All Other Larceny	10	0	0	0
Crimes Against Society				
Drug/Narcotic Violations	15	12	8	8
Drug/Narcotic Equipment Violations	22	19	6	7
Gambling-Betting/Wagering	0	0	0	0
Gambling-Operating/Promoting	0	0	0	0
Gambling-Equipment Violation	0	0	0	0
Gambling-Sports Tampering	0	0	0	0
Pornography/Obscene Materials	0	0	0	0
Prostitution	0	0	0	0
Prostitution-Assisting/Promoting	0	0	0	0
Weapon Law Violations	0	0	0	0
Total Group A Offenses	204	66	32	23



Smithville Police Department

2002 Population Estimate **4,036**

Offense Overview

Offense Total 571
 Number Cleared 136
 Percent Cleared 23.8%

Group A Crimes per 100,000
 population 14,147.7

Arrest Overview

Total Arrests 190
 Adult Arrests 179
 Juvenile Arrests 9
 Unknown Age 2

Arrests per 100,000 population 4,707.6

Avg. number offenses/incident 1.02

Domestic Violence Victims

Offense	Total	Arrests
Murder	0	0
Aggravated Assault	4	2
Simple Assault	17	16
Intimidation	1	0
Stalking	0	0
Forcible Rape	0	0
Forcible Sodomy	0	0
Sexual Assault w/Object	0	0
Forcible Fondling	1	1
Incest	0	0
Statutory Rape	0	0
Kidnapping/Abduction	0	0
Total	23	19

TIBRS Group B Arrests

Offense	Adult	Juvenile
Bad Checks	0	0
Curfew/Vagrancy	0	0
Disorderly Conduct	5	7
DUI	13	0
Drunkenness	20	0
Family-Non Violent	2	0
Liquor Law Violation	1	0
Peeping Tom	0	0
Runaway	0	0
Trespass	2	0
All Other Offense	9	1
Total Group B	52	8

TIBRS Group A Offenses	Offenses		Arrests	
	Reported	Cleared	Adult	Juvenile
Crimes Against Persons				
Murder	0	0	0	0
Negligent Manslaughter	0	0	0	0
Kidnapping/Abduction	1	0	0	0
Forcible Rape	1	0	0	0
Forcible Sodomy	0	0	0	0
Sexual Assault w/Object	0	0	0	0
Forcible Fondling	5	2	1	0
Incest	0	0	0	0
Statutory Rape	0	0	0	0
Aggravated Assault	29	12	10	0
Simple Assault	82	32	31	0
Intimidation	45	4	1	1
Stalking	5	0	0	0
Crimes Against Property				
Arson	2	1	1	0
Bribery	0	0	0	0
Burglary	30	4	4	0
Counterfeiting/Forgery	22	9	9	0
Destruction/Damage/Vandalism	84	2	2	0
Embezzlement	2	0	0	0
Extortion/Blackmail	0	0	0	0
Fraud - False Pretenses	6	0	0	0
Fraud - Credit Card/ATM	2	0	0	0
Fraud - Impersonation	3	2	2	0
Fraud - Welfare	0	0	0	0
Fraud - Wire	0	0	0	0
Motor Vehicle Theft	25	3	4	0
Robbery	2	0	0	0
Stolen Property Offense	0	0	0	0
Theft - Pocket Picking	0	0	0	0
Theft - Purse Snatching	3	1	1	0
Theft - Shoplifting	31	25	25	0
Theft from Building	53	1	1	0
Theft from Coin Machine	1	0	0	0
Theft from Motor Vehicle	42	0	0	0
Theft of Motor Vehicle Parts	17	0	0	0
Theft - All Other Larceny	38	2	2	0
Crimes Against Society				
Drug/Narcotic Violations	26	25	28	0
Drug/Narcotic Equipment Violations	4	3	1	0
Gambling-Betting/Wagering	0	0	0	0
Gambling-Operating/Promoting	0	0	0	0
Gambling-Equipment Violation	0	0	0	0
Gambling-Sports Tampering	0	0	0	0
Pornography/Obscene Materials	0	0	0	0
Prostitution	0	0	0	0
Prostitution-Assisting/Promoting	0	0	0	0
Weapon Law Violations	10	8	4	0
Total Group A Offenses	571	136	127	1



Smyrna Police Department

2002 Population Estimate 28,826

Offense Overview

Offense Total 2,597
Number Cleared 790
Percent Cleared 30.4%

Group A Crimes per 100,000 population 9,009.2

Arrest Overview

Total Arrests 1,228
Adult Arrests 1,092
Juvenile Arrests 136
Unknown Age 0

Arrests per 100,000 population 4,260.0

Avg. number offenses/incident 1.13

Domestic Violence Victims

Offense	Total	Arrests
Murder	0	0
Aggravated Assault	27	7
Simple Assault	186	75
Intimidation	37	0
Stalking	1	0
Forcible Rape	6	1
Forcible Sodomy	0	0
Sexual Assault w/Object	0	0
Forcible Fondling	4	0
Incest	0	0
Statutory Rape	0	0
Kidnapping/Abduction	1	0
Total	262	83

TIBRS Group B Arrests

Offense	Adult	Juvenile
Bad Checks	198	0
Curfew/Vagrancy	0	9
Disorderly Conduct	29	12
DUI	250	0
Drunkenness	110	1
Family-Non Violent	8	11
Liquor Law Violation	29	5
Peeping Tom	0	0
Runaway	0	7
Trespass	19	1
All Other Offense	10	0
Total Group B	653	46

TIBRS Group A Offenses	Offenses		Arrests	
	Reported	Cleared	Adult	Juvenile
Crimes Against Persons				
Murder	0	0	0	0
Negligent Manslaughter	0	0	0	0
Kidnapping/Abduction	9	9	3	0
Forcible Rape	14	9	1	1
Forcible Sodomy	2	0	0	0
Sexual Assault w/Object	12	5	2	1
Forcible Fondling	0	0	0	0
Incest	0	0	0	0
Statutory Rape	5	2	2	0
Aggravated Assault	113	41	26	1
Simple Assault	423	222	132	11
Intimidation	159	23	0	0
Stalking	8	1	1	0
Crimes Against Property				
Arson	12	4	1	2
Bribery	0	0	0	0
Burglary	207	31	12	5
Counterfeiting/Forgery	39	8	9	4
Destruction/Damage/Vandalism	237	31	6	0
Embezzlement	10	2	0	0
Extortion/Blackmail	0	0	0	0
Fraud - False Pretenses	10	3	0	0
Fraud - Credit Card/ATM	24	3	0	0
Fraud - Impersonation	31	11	7	2
Fraud - Welfare	0	0	0	0
Fraud - Wire	0	0	0	0
Motor Vehicle Theft	72	10	10	2
Robbery	20	5	3	2
Stolen Property Offense	37	5	1	0
Theft - Pocket Picking	1	0	0	0
Theft - Purse Snatching	0	0	0	0
Theft - Shoplifting	151	108	83	37
Theft from Building	152	21	9	6
Theft from Coin Machine	0	0	0	0
Theft from Motor Vehicle	119	13	1	0
Theft of Motor Vehicle Parts	160	8	1	0
Theft - All Other Larceny	309	13	4	0
Crimes Against Society				
Drug/Narcotic Violations	149	113	100	16
Drug/Narcotic Equipment Violations	95	79	17	0
Gambling-Betting/Wagering	0	0	0	0
Gambling-Operating/Promoting	0	0	0	0
Gambling-Equipment Violation	0	0	0	0
Gambling-Sports Tampering	0	0	0	0
Pornography/Obscene Materials	0	0	0	0
Prostitution	0	0	0	0
Prostitution-Assisting/Promoting	0	0	0	0
Weapon Law Violations	17	10	8	0
Total Group A Offenses	2,597	790	439	90



Sneedville Police Department

2002 Population Estimate **1,348**

Offense Overview

Offense Total 94
 Number Cleared 7
 Percent Cleared 7.4%

Group A Crimes per 100,000
 population 6,973.3

Arrest Overview

Total Arrests 18
 Adult Arrests 15
 Juvenile Arrests 0
 Unknown Age 3

Arrests per 100,000 population 1,335.3

Avg. number offenses/incident 1.03

Domestic Violence Victims

Offense	Total	Arrests
Murder	0	0
Aggravated Assault	0	0
Simple Assault	1	1
Intimidation	0	0
Stalking	0	0
Forcible Rape	0	0
Forcible Sodomy	0	0
Sexual Assault w/Object	0	0
Forcible Fondling	0	0
Incest	0	0
Statutory Rape	0	0
Kidnapping/Abduction	0	0
Total	1	1

TIBRS Group B Arrests

Offense	Adult	Juvenile
Bad Checks	0	0
Curfew/Vagrancy	0	0
Disorderly Conduct	0	0
DUI	6	0
Drunkenness	4	0
Family-Non Violent	0	0
Liquor Law Violation	0	0
Peeping Tom	0	0
Runaway	0	0
Trespass	0	0
All Other Offense	2	0
Total Group B	12	0

TIBRS Group A Offenses	Offenses		Arrests	
	Reported	Cleared	Adult	Juvenile
Crimes Against Persons				
Murder	0	0	0	0
Negligent Manslaughter	0	0	0	0
Kidnapping/Abduction	0	0	0	0
Forcible Rape	0	0	0	0
Forcible Sodomy	0	0	0	0
Sexual Assault w/Object	0	0	0	0
Forcible Fondling	0	0	0	0
Incest	0	0	0	0
Statutory Rape	0	0	0	0
Aggravated Assault	1	0	0	0
Simple Assault	7	1	0	0
Intimidation	1	0	0	0
Stalking	0	0	0	0
Crimes Against Property				
Arson	0	0	0	0
Bribery	0	0	0	0
Burglary	12	0	0	0
Counterfeiting/Forgery	0	0	0	0
Destruction/Damage/Vandalism	33	3	3	0
Embezzlement	0	0	0	0
Extortion/Blackmail	0	0	0	0
Fraud - False Pretenses	1	0	0	0
Fraud - Credit Card/ATM	0	0	0	0
Fraud - Impersonation	0	0	0	0
Fraud - Welfare	0	0	0	0
Fraud - Wire	0	0	0	0
Motor Vehicle Theft	2	0	0	0
Robbery	0	0	0	0
Stolen Property Offense	0	0	0	0
Theft - Pocket Picking	0	0	0	0
Theft - Purse Snatching	0	0	0	0
Theft - Shoplifting	0	0	0	0
Theft from Building	8	0	0	0
Theft from Coin Machine	2	0	0	0
Theft from Motor Vehicle	14	0	0	0
Theft of Motor Vehicle Parts	3	0	0	0
Theft - All Other Larceny	8	1	0	0
Crimes Against Society				
Drug/Narcotic Violations	2	2	0	0
Drug/Narcotic Equipment Violations	0	0	0	0
Gambling-Betting/Wagering	0	0	0	0
Gambling-Operating/Promoting	0	0	0	0
Gambling-Equipment Violation	0	0	0	0
Gambling-Sports Tampering	0	0	0	0
Pornography/Obscene Materials	0	0	0	0
Prostitution	0	0	0	0
Prostitution-Assisting/Promoting	0	0	0	0
Weapon Law Violations	0	0	0	0
Total Group A Offenses	94	7	3	0



Soddy Daisy Police Department

2002 Population Estimate 11,881

Offense Overview

Offense Total 848
Number Cleared 437
Percent Cleared 51.5%

Group A Crimes per 100,000 population 7,137.4

Arrest Overview

Total Arrests 577
Adult Arrests 478
Juvenile Arrests 99
Unknown Age 0

Arrests per 100,000 population 4,856.5

Avg. number offenses/incident 1.15

Domestic Violence Victims

Offense	Total	Arrests
Murder	0	0
Aggravated Assault	9	7
Simple Assault	69	36
Intimidation	31	5
Stalking	2	2
Forcible Rape	1	1
Forcible Sodomy	2	1
Sexual Assault w/Object	0	0
Forcible Fondling	3	1
Incest	0	0
Statutory Rape	0	0
Kidnapping/Abduction	0	0
Total	117	53

TIBRS Group B Arrests

Offense	Adult	Juvenile
Bad Checks	1	0
Curfew/Vagrancy	0	1
Disorderly Conduct	14	16
DUI	56	1
Drunkenness	52	4
Family-Non Violent	0	0
Liquor Law Violation	2	5
Peeping Tom	1	0
Runaway	0	2
Trespass	7	2
All Other Offense	88	7
Total Group B	221	38

TIBRS Group A Offenses	Offenses		Arrests	
	Reported	Cleared	Adult	Juvenile
Crimes Against Persons				
Murder	0	0	0	0
Negligent Manslaughter	0	0	0	0
Kidnapping/Abduction	0	0	0	0
Forcible Rape	3	2	0	2
Forcible Sodomy	3	3	0	1
Sexual Assault w/Object	0	0	0	0
Forcible Fondling	5	2	1	0
Incest	0	0	0	0
Statutory Rape	1	1	0	0
Aggravated Assault	44	35	24	1
Simple Assault	146	108	55	11
Intimidation	98	43	8	0
Stalking	4	3	7	0
Crimes Against Property				
Arson	1	1	1	0
Bribery	0	0	0	0
Burglary	68	15	11	14
Counterfeiting/Forgery	3	3	3	0
Destruction/Damage/Vandalism	68	20	4	15
Embezzlement	11	8	4	0
Extortion/Blackmail	0	0	0	0
Fraud - False Pretenses	25	10	17	0
Fraud - Credit Card/ATM	4	2	2	0
Fraud - Impersonation	10	8	5	0
Fraud - Welfare	0	0	0	0
Fraud - Wire	0	0	0	0
Motor Vehicle Theft	17	9	8	2
Robbery	3	0	0	0
Stolen Property Offense	5	4	1	0
Theft - Pocket Picking	0	0	0	0
Theft - Purse Snatching	0	0	0	0
Theft - Shoplifting	29	12	11	2
Theft from Building	51	22	9	0
Theft from Coin Machine	9	3	6	0
Theft from Motor Vehicle	28	6	5	0
Theft of Motor Vehicle Parts	33	10	14	0
Theft - All Other Larceny	88	16	7	6
Crimes Against Society				
Drug/Narcotic Violations	51	51	45	5
Drug/Narcotic Equipment Violations	34	34	7	2
Gambling-Betting/Wagering	0	0	0	0
Gambling-Operating/Promoting	0	0	0	0
Gambling-Equipment Violation	0	0	0	0
Gambling-Sports Tampering	0	0	0	0
Pornography/Obscene Materials	0	0	0	0
Prostitution	0	0	0	0
Prostitution-Assisting/Promoting	0	0	0	0
Weapon Law Violations	6	6	2	0
Total Group A Offenses	848	437	257	61



Somerville Police Department

2002 Population Estimate **2,660**

Offense Overview

Offense Total 201
 Number Cleared 50
 Percent Cleared 24.9%

Group A Crimes per 100,000
 population 7,556.4

Arrest Overview

Total Arrests 73
 Adult Arrests 73
 Juvenile Arrests 0
 Unknown Age 0

Arrests per 100,000 population 2,744.4

Avg. number offenses/incident 1.03

Domestic Violence Victims

Offense	Total	Arrests
Murder	0	0
Aggravated Assault	2	4
Simple Assault	2	2
Intimidation	1	1
Stalking	0	0
Forcible Rape	0	0
Forcible Sodomy	0	0
Sexual Assault w/Object	0	0
Forcible Fondling	0	0
Incest	0	0
Statutory Rape	0	0
Kidnapping/Abduction	0	0
Total	5	7

TIBRS Group B Arrests

Offense	Adult	Juvenile
Bad Checks	1	0
Curfew/Vagrancy	0	0
Disorderly Conduct	9	0
DUI	7	0
Drunkenness	4	0
Family-Non Violent	0	0
Liquor Law Violation	0	0
Peeping Tom	0	0
Runaway	0	0
Trespass	1	0
All Other Offense	2	0
Total Group B	24	0

TIBRS Group A Offenses	Offenses		Arrests	
	Reported	Cleared	Adult	Juvenile
Crimes Against Persons				
Murder	0	0	0	0
Negligent Manslaughter	0	0	0	0
Kidnapping/Abduction	0	0	0	0
Forcible Rape	1	1	1	0
Forcible Sodomy	0	0	0	0
Sexual Assault w/Object	0	0	0	0
Forcible Fondling	1	1	1	0
Incest	0	0	0	0
Statutory Rape	0	0	0	0
Aggravated Assault	9	6	6	0
Simple Assault	28	10	10	0
Intimidation	19	2	2	0
Stalking	0	0	0	0
Crimes Against Property				
Arson	0	0	0	0
Bribery	0	0	0	0
Burglary	16	1	1	0
Counterfeiting/Forgery	6	1	1	0
Destruction/Damage/Vandalism	27	1	1	0
Embezzlement	0	0	0	0
Extortion/Blackmail	0	0	0	0
Fraud - False Pretenses	1	0	0	0
Fraud - Credit Card/ATM	0	0	0	0
Fraud - Impersonation	4	2	2	0
Fraud - Welfare	0	0	0	0
Fraud - Wire	0	0	0	0
Motor Vehicle Theft	4	1	1	0
Robbery	4	2	2	0
Stolen Property Offense	36	3	3	0
Theft - Pocket Picking	1	0	0	0
Theft - Purse Snatching	2	0	0	0
Theft - Shoplifting	8	4	4	0
Theft from Building	5	1	1	0
Theft from Coin Machine	1	0	0	0
Theft from Motor Vehicle	3	0	0	0
Theft of Motor Vehicle Parts	3	0	0	0
Theft - All Other Larceny	9	2	2	0
Crimes Against Society				
Drug/Narcotic Violations	9	8	7	0
Drug/Narcotic Equipment Violations	3	3	3	0
Gambling-Betting/Wagering	0	0	0	0
Gambling-Operating/Promoting	0	0	0	0
Gambling-Equipment Violation	0	0	0	0
Gambling-Sports Tampering	0	0	0	0
Pornography/Obscene Materials	0	0	0	0
Prostitution	0	0	0	0
Prostitution-Assisting/Promoting	0	0	0	0
Weapon Law Violations	1	1	1	0
Total Group A Offenses	201	50	49	0



South Carthage Police Department

2002 Population Estimate **1,309**

Offense Overview

Offense Total 112
 Number Cleared 48
 Percent Cleared 42.9%

Group A Crimes per 100,000
 population 8,556.1

Arrest Overview

Total Arrests 60
 Adult Arrests 58
 Juvenile Arrests 2
 Unknown Age 0

Arrests per 100,000 population 4,583.7

Avg. number offenses/incident 1.10

Domestic Violence Victims

Offense	Total	Arrests
Murder	0	0
Aggravated Assault	0	0
Simple Assault	9	6
Intimidation	0	0
Stalking	0	0
Forcible Rape	0	0
Forcible Sodomy	0	0
Sexual Assault w/Object	0	0
Forcible Fondling	0	0
Incest	0	0
Statutory Rape	0	0
Kidnapping/Abduction	0	0
Total	9	6

TIBRS Group B Arrests

Offense	Adult	Juvenile
Bad Checks	0	0
Curfew/Vagrancy	1	0
Disorderly Conduct	1	0
DUI	8	0
Drunkenness	10	0
Family-Non Violent	0	0
Liquor Law Violation	0	0
Peeping Tom	0	0
Runaway	0	0
Trespass	3	0
All Other Offense	0	0
Total Group B	23	0

TIBRS Group A Offenses	Offenses		Arrests	
	Reported	Cleared	Adult	Juvenile
Crimes Against Persons				
Murder	0	0	0	0
Negligent Manslaughter	0	0	0	0
Kidnapping/Abduction	0	0	0	0
Forcible Rape	0	0	0	0
Forcible Sodomy	0	0	0	0
Sexual Assault w/Object	1	0	0	0
Forcible Fondling	0	0	0	0
Incest	0	0	0	0
Statutory Rape	0	0	0	0
Aggravated Assault	2	2	1	1
Simple Assault	26	18	13	1
Intimidation	3	0	0	0
Stalking	1	0	0	0
Crimes Against Property				
Arson	0	0	0	0
Bribery	0	0	0	0
Burglary	8	2	3	0
Counterfeiting/Forgery	7	1	1	0
Destruction/Damage/Vandalism	10	2	2	0
Embezzlement	0	0	0	0
Extortion/Blackmail	0	0	0	0
Fraud - False Pretenses	1	0	0	0
Fraud - Credit Card/ATM	0	0	0	0
Fraud - Impersonation	2	2	2	0
Fraud - Welfare	0	0	0	0
Fraud - Wire	0	0	0	0
Motor Vehicle Theft	2	0	1	0
Robbery	0	0	0	0
Stolen Property Offense	0	0	0	0
Theft - Pocket Picking	0	0	0	0
Theft - Purse Snatching	0	0	0	0
Theft - Shoplifting	1	1	1	0
Theft from Building	2	0	0	0
Theft from Coin Machine	0	0	0	0
Theft from Motor Vehicle	7	4	0	0
Theft of Motor Vehicle Parts	7	1	2	0
Theft - All Other Larceny	16	0	0	0
Crimes Against Society				
Drug/Narcotic Violations	11	10	7	0
Drug/Narcotic Equipment Violations	5	5	2	0
Gambling-Betting/Wagering	0	0	0	0
Gambling-Operating/Promoting	0	0	0	0
Gambling-Equipment Violation	0	0	0	0
Gambling-Sports Tampering	0	0	0	0
Pornography/Obscene Materials	0	0	0	0
Prostitution	0	0	0	0
Prostitution-Assisting/Promoting	0	0	0	0
Weapon Law Violations	0	0	0	0
Total Group A Offenses	112	48	35	2



South Fulton Police Department

2002 Population Estimate **2,482**

Offense Overview

Offense Total 213
 Number Cleared 68
 Percent Cleared 31.9%

Group A Crimes per 100,000
 population 8,581.8

Arrest Overview

Total Arrests 115
 Adult Arrests 113
 Juvenile Arrests 2
 Unknown Age 0

Arrests per 100,000 population 4,633.4

Avg. number offenses/incident 1.08

Domestic Violence Victims

Offense	Total	Arrests
Murder	0	0
Aggravated Assault	1	1
Simple Assault	10	10
Intimidation	3	3
Stalking	0	0
Forcible Rape	0	0
Forcible Sodomy	0	0
Sexual Assault w/Object	0	0
Forcible Fondling	0	0
Incest	0	0
Statutory Rape	0	0
Kidnapping/Abduction	0	0
Total	14	14

TIBRS Group B Arrests

Offense	Adult	Juvenile
Bad Checks	0	0
Curfew/Vagrancy	0	0
Disorderly Conduct	3	0
DUI	19	0
Drunkenness	19	0
Family-Non Violent	0	0
Liquor Law Violation	3	0
Peeping Tom	0	0
Runaway	0	0
Trespass	2	0
All Other Offense	5	0
Total Group B	51	0

TIBRS Group A Offenses	Offenses		Arrests	
	Reported	Cleared	Adult	Juvenile
Crimes Against Persons				
Murder	0	0	0	0
Negligent Manslaughter	0	0	0	0
Kidnapping/Abduction	2	1	1	0
Forcible Rape	0	0	0	0
Forcible Sodomy	0	0	0	0
Sexual Assault w/Object	0	0	0	0
Forcible Fondling	2	0	0	0
Incest	0	0	0	0
Statutory Rape	0	0	0	0
Aggravated Assault	3	3	2	0
Simple Assault	41	13	13	1
Intimidation	4	4	4	0
Stalking	0	0	0	0
Crimes Against Property				
Arson	1	1	1	0
Bribery	0	0	0	0
Burglary	21	4	4	0
Counterfeiting/Forgery	4	2	2	0
Destruction/Damage/Vandalism	42	2	0	0
Embezzlement	0	0	0	0
Extortion/Blackmail	0	0	0	0
Fraud - False Pretenses	0	0	0	0
Fraud - Credit Card/ATM	0	0	0	0
Fraud - Impersonation	3	3	3	0
Fraud - Welfare	0	0	0	0
Fraud - Wire	0	0	0	0
Motor Vehicle Theft	9	1	1	0
Robbery	0	0	0	0
Stolen Property Offense	0	0	0	0
Theft - Pocket Picking	0	0	0	0
Theft - Purse Snatching	0	0	0	0
Theft - Shoplifting	0	0	0	0
Theft from Building	28	5	3	0
Theft from Coin Machine	1	0	0	0
Theft from Motor Vehicle	8	2	1	0
Theft of Motor Vehicle Parts	8	0	0	0
Theft - All Other Larceny	9	0	0	0
Crimes Against Society				
Drug/Narcotic Violations	18	18	21	1
Drug/Narcotic Equipment Violations	8	8	5	0
Gambling-Betting/Wagering	0	0	0	0
Gambling-Operating/Promoting	0	0	0	0
Gambling-Equipment Violation	0	0	0	0
Gambling-Sports Tampering	0	0	0	0
Pornography/Obscene Materials	0	0	0	0
Prostitution	0	0	0	0
Prostitution-Assisting/Promoting	0	0	0	0
Weapon Law Violations	1	1	1	0
Total Group A Offenses	213	68	62	2



South Pittsburg Police Department

2002 Population Estimate **3,165**

Offense Overview

Offense Total 162
 Number Cleared 62
 Percent Cleared 38.3%

Group A Crimes per 100,000
 population 5,118.5

Arrest Overview

Total Arrests 114
 Adult Arrests 112
 Juvenile Arrests 1
 Unknown Age 1

Arrests per 100,000 population 3,601.9

Avg. number offenses/incident 1.08

Domestic Violence Victims

Offense	Total	Arrests
Murder	0	0
Aggravated Assault	2	2
Simple Assault	6	6
Intimidation	0	0
Stalking	0	0
Forcible Rape	2	1
Forcible Sodomy	0	0
Sexual Assault w/Object	0	0
Forcible Fondling	0	0
Incest	0	0
Statutory Rape	0	0
Kidnapping/Abduction	0	0
Total	10	9

TIBRS Group B Arrests

Offense	Adult	Juvenile
Bad Checks	0	0
Curfew/Vagrancy	0	0
Disorderly Conduct	7	0
DUI	17	0
Drunkenness	12	0
Family-Non Violent	0	0
Liquor Law Violation	6	0
Peeping Tom	0	0
Runaway	0	0
Trespass	3	0
All Other Offense	14	0
Total Group B	59	0

TIBRS Group A Offenses	Offenses		Arrests	
	Reported	Cleared	Adult	Juvenile
Crimes Against Persons				
Murder	0	0	0	0
Negligent Manslaughter	0	0	0	0
Kidnapping/Abduction	0	0	0	0
Forcible Rape	3	1	1	0
Forcible Sodomy	0	0	0	0
Sexual Assault w/Object	0	0	0	0
Forcible Fondling	2	1	0	1
Incest	0	0	0	0
Statutory Rape	0	0	0	0
Aggravated Assault	5	3	3	0
Simple Assault	24	12	12	0
Intimidation	2	0	0	0
Stalking	0	0	0	0
Crimes Against Property				
Arson	0	0	0	0
Bribery	0	0	0	0
Burglary	5	0	0	0
Counterfeiting/Forgery	3	1	1	0
Destruction/Damage/Vandalism	9	0	0	0
Embezzlement	0	0	0	0
Extortion/Blackmail	0	0	0	0
Fraud - False Pretenses	4	0	0	0
Fraud - Credit Card/ATM	0	0	0	0
Fraud - Impersonation	1	1	1	0
Fraud - Welfare	0	0	0	0
Fraud - Wire	0	0	0	0
Motor Vehicle Theft	7	1	1	0
Robbery	0	0	0	0
Stolen Property Offense	1	1	1	0
Theft - Pocket Picking	0	0	0	0
Theft - Purse Snatching	0	0	0	0
Theft - Shoplifting	0	0	0	0
Theft from Building	22	2	1	0
Theft from Coin Machine	0	0	0	0
Theft from Motor Vehicle	22	1	1	0
Theft of Motor Vehicle Parts	3	0	0	0
Theft - All Other Larceny	12	1	1	0
Crimes Against Society				
Drug/Narcotic Violations	20	20	21	0
Drug/Narcotic Equipment Violations	12	12	4	0
Gambling-Betting/Wagering	0	0	0	0
Gambling-Operating/Promoting	0	0	0	0
Gambling-Equipment Violation	0	0	0	0
Gambling-Sports Tampering	0	0	0	0
Pornography/Obscene Materials	0	0	0	0
Prostitution	0	0	0	0
Prostitution-Assisting/Promoting	0	0	0	0
Weapon Law Violations	5	5	5	0
Total Group A Offenses	162	62	53	1



Sparta Police Department

2002 Population Estimate 4,655

Offense Overview

Offense Total 711
 Number Cleared 264
 Percent Cleared 37.1%

Group A Crimes per 100,000
 population 15,273.9

Arrest Overview

Total Arrests 281
 Adult Arrests 243
 Juvenile Arrests 38
 Unknown Age 0

Arrests per 100,000 population 6,036.5

Avg. number offenses/incident 1.09

Domestic Violence Victims

Offense	Total	Arrests
Murder	0	0
Aggravated Assault	2	1
Simple Assault	23	15
Intimidation	5	0
Stalking	0	0
Forcible Rape	0	0
Forcible Sodomy	1	1
Sexual Assault w/Object	0	0
Forcible Fondling	0	0
Incest	0	0
Statutory Rape	0	0
Kidnapping/Abduction	0	0
Total	31	17

TIBRS Group B Arrests

Offense	Adult	Juvenile
Bad Checks	0	0
Curfew/Vagrancy	0	0
Disorderly Conduct	4	0
DUI	17	1
Drunkenness	18	1
Family-Non Violent	1	0
Liquor Law Violation	0	0
Peeping Tom	0	0
Runaway	0	3
Trespass	3	0
All Other Offense	14	0
Total Group B	57	5

TIBRS Group A Offenses	Offenses		Arrests	
	Reported	Cleared	Adult	Juvenile
Crimes Against Persons				
Murder	0	0	0	0
Negligent Manslaughter	0	0	0	0
Kidnapping/Abduction	0	0	0	0
Forcible Rape	1	1	1	0
Forcible Sodomy	1	1	0	1
Sexual Assault w/Object	0	0	0	0
Forcible Fondling	1	0	0	0
Incest	0	0	0	0
Statutory Rape	0	0	0	0
Aggravated Assault	17	15	7	1
Simple Assault	89	71	41	3
Intimidation	20	10	0	0
Stalking	1	1	1	0
Crimes Against Property				
Arson	4	0	0	0
Bribery	0	0	0	0
Burglary	77	6	3	3
Counterfeiting/Forgery	30	9	8	0
Destruction/Damage/Vandalism	117	12	7	0
Embezzlement	1	1	1	0
Extortion/Blackmail	0	0	0	0
Fraud - False Pretenses	2	1	0	0
Fraud - Credit Card/ATM	1	0	0	0
Fraud - Impersonation	5	3	3	0
Fraud - Welfare	0	0	0	0
Fraud - Wire	0	0	0	0
Motor Vehicle Theft	21	5	3	1
Robbery	3	1	1	0
Stolen Property Offense	0	0	0	0
Theft - Pocket Picking	3	0	0	0
Theft - Purse Snatching	0	0	0	0
Theft - Shoplifting	45	35	39	4
Theft from Building	40	11	7	1
Theft from Coin Machine	7	0	0	0
Theft from Motor Vehicle	50	1	0	0
Theft of Motor Vehicle Parts	35	0	1	0
Theft - All Other Larceny	72	14	8	3
Crimes Against Society				
Drug/Narcotic Violations	48	47	36	15
Drug/Narcotic Equipment Violations	17	17	17	1
Gambling-Betting/Wagering	0	0	0	0
Gambling-Operating/Promoting	0	0	0	0
Gambling-Equipment Violation	1	0	0	0
Gambling-Sports Tampering	0	0	0	0
Pornography/Obscene Materials	0	0	0	0
Prostitution	0	0	0	0
Prostitution-Assisting/Promoting	0	0	0	0
Weapon Law Violations	2	2	2	0
Total Group A Offenses	711	264	186	33



Spencer Police Department

2002 Population Estimate 1,717

Offense Overview

Offense Total 13
Number Cleared 5
Percent Cleared 38.5%

Group A Crimes per 100,000 population 757.1

Arrest Overview

Total Arrests 3
Adult Arrests 3
Juvenile Arrests 0
Unknown Age 0

Arrests per 100,000 population 174.7

Avg. number offenses/incident 1.08

Domestic Violence Victims

Offense	Total	Arrests
Murder	0	0
Aggravated Assault	0	0
Simple Assault	1	1
Intimidation	0	0
Stalking	0	0
Forcible Rape	0	0
Forcible Sodomy	0	0
Sexual Assault w/Object	0	0
Forcible Fondling	0	0
Incest	0	0
Statutory Rape	0	0
Kidnapping/Abduction	0	0
Total	1	1

TIBRS Group B Arrests

Offense	Adult	Juvenile
Bad Checks	0	0
Curfew/Vagrancy	0	0
Disorderly Conduct	0	0
DUI	1	0
Drunkenness	0	0
Family-Non Violent	0	0
Liquor Law Violation	0	0
Peeping Tom	0	0
Runaway	0	0
Trespass	0	0
All Other Offense	0	0
Total Group B	1	0

TIBRS Group A Offenses	Offenses		Arrests	
	Reported	Cleared	Adult	Juvenile
Crimes Against Persons				
Murder	0	0	0	0
Negligent Manslaughter	0	0	0	0
Kidnapping/Abduction	0	0	0	0
Forcible Rape	0	0	0	0
Forcible Sodomy	0	0	0	0
Sexual Assault w/Object	0	0	0	0
Forcible Fondling	0	0	0	0
Incest	0	0	0	0
Statutory Rape	0	0	0	0
Aggravated Assault	0	0	0	0
Simple Assault	2	1	1	0
Intimidation	0	0	0	0
Stalking	0	0	0	0
Crimes Against Property				
Arson	0	0	0	0
Bribery	0	0	0	0
Burglary	1	0	0	0
Counterfeiting/Forgery	3	0	0	0
Destruction/Damage/Vandalism	2	0	0	0
Embezzlement	0	0	0	0
Extortion/Blackmail	0	0	0	0
Fraud - False Pretenses	0	0	0	0
Fraud - Credit Card/ATM	0	0	0	0
Fraud - Impersonation	0	0	0	0
Fraud - Welfare	0	0	0	0
Fraud - Wire	0	0	0	0
Motor Vehicle Theft	1	0	0	0
Robbery	0	0	0	0
Stolen Property Offense	0	0	0	0
Theft - Pocket Picking	0	0	0	0
Theft - Purse Snatching	0	0	0	0
Theft - Shoplifting	0	0	0	0
Theft from Building	0	0	0	0
Theft from Coin Machine	0	0	0	0
Theft from Motor Vehicle	0	0	0	0
Theft of Motor Vehicle Parts	0	0	0	0
Theft - All Other Larceny	1	1	0	0
Crimes Against Society				
Drug/Narcotic Violations	2	2	1	0
Drug/Narcotic Equipment Violations	0	0	0	0
Gambling-Betting/Wagering	0	0	0	0
Gambling-Operating/Promoting	0	0	0	0
Gambling-Equipment Violation	0	0	0	0
Gambling-Sports Tampering	0	0	0	0
Pornography/Obscene Materials	0	0	0	0
Prostitution	0	0	0	0
Prostitution-Assisting/Promoting	0	0	0	0
Weapon Law Violations	1	1	0	0
Total Group A Offenses	13	5	2	0

Note: This is partial data. No data was submitted for January - April or July - August.



Spring City Police Department

2002 Population Estimate 2,015

Offense Overview

Offense Total 97
Number Cleared 53
Percent Cleared 54.6%

Group A Crimes per 100,000 population 4,813.9

Arrest Overview

Total Arrests 128
Adult Arrests 121
Juvenile Arrests 0
Unknown Age 7

Arrests per 100,000 population 6,352.4

Avg. number offenses/incident 1.02

Domestic Violence Victims

Offense	Total	Arrests
Murder	0	0
Aggravated Assault	3	3
Simple Assault	3	2
Intimidation	0	0
Stalking	0	0
Forcible Rape	0	0
Forcible Sodomy	0	0
Sexual Assault w/Object	0	0
Forcible Fondling	0	0
Incest	0	0
Statutory Rape	0	0
Kidnapping/Abduction	0	0
Total	6	5

TIBRS Group B Arrests

Offense	Adult	Juvenile
Bad Checks	0	0
Curfew/Vagrancy	0	0
Disorderly Conduct	0	0
DUI	23	0
Drunkenness	38	0
Family-Non Violent	3	0
Liquor Law Violation	3	0
Peeping Tom	0	0
Runaway	0	0
Trespass	0	0
All Other Offense	21	0
Total Group B	88	0

TIBRS Group A Offenses	Offenses		Arrests	
	Reported	Cleared	Adult	Juvenile
Crimes Against Persons				
Murder	0	0	0	0
Negligent Manslaughter	0	0	0	0
Kidnapping/Abduction	0	0	0	0
Forcible Rape	0	0	0	0
Forcible Sodomy	0	0	0	0
Sexual Assault w/Object	0	0	0	0
Forcible Fondling	0	0	0	0
Incest	0	0	0	0
Statutory Rape	1	1	1	0
Aggravated Assault	4	4	3	0
Simple Assault	12	7	6	0
Intimidation	8	2	0	0
Stalking	2	0	0	0
Crimes Against Property				
Arson	2	0	0	0
Bribery	0	0	0	0
Burglary	4	0	0	0
Counterfeiting/Forgery	3	1	1	0
Destruction/Damage/Vandalism	11	2	1	0
Embezzlement	0	0	0	0
Extortion/Blackmail	0	0	0	0
Fraud - False Pretenses	0	0	0	0
Fraud - Credit Card/ATM	0	0	0	0
Fraud - Impersonation	1	1	1	0
Fraud - Welfare	0	0	0	0
Fraud - Wire	0	0	0	0
Motor Vehicle Theft	5	8	2	0
Robbery	0	0	0	0
Stolen Property Offense	0	0	0	0
Theft - Pocket Picking	0	0	0	0
Theft - Purse Snatching	0	0	0	0
Theft - Shoplifting	1	0	0	0
Theft from Building	3	0	0	0
Theft from Coin Machine	2	0	0	0
Theft from Motor Vehicle	1	1	0	0
Theft of Motor Vehicle Parts	2	0	0	0
Theft - All Other Larceny	9	1	0	0
Crimes Against Society				
Drug/Narcotic Violations	21	20	15	0
Drug/Narcotic Equipment Violations	4	4	2	0
Gambling-Betting/Wagering	0	0	0	0
Gambling-Operating/Promoting	0	0	0	0
Gambling-Equipment Violation	0	0	0	0
Gambling-Sports Tampering	0	0	0	0
Pornography/Obscene Materials	0	0	0	0
Prostitution	0	0	0	0
Prostitution-Assisting/Promoting	0	0	0	0
Weapon Law Violations	1	1	1	0
Total Group A Offenses	97	53	33	0



Spring Hill Police Department

2002 Population Estimate 10,283

Offense Overview

Offense Total 411
Number Cleared 177
Percent Cleared 43.1%

Group A Crimes per 100,000 population 3,996.9

Arrest Overview

Total Arrests 213
Adult Arrests 176
Juvenile Arrests 37
Unknown Age 0

Arrests per 100,000 population 2,071.4

Avg. number offenses/incident 1.10

Domestic Violence Victims

Offense	Total	Arrests
Murder	0	0
Aggravated Assault	5	4
Simple Assault	30	17
Intimidation	36	3
Stalking	0	0
Forcible Rape	0	0
Forcible Sodomy	0	0
Sexual Assault w/Object	1	0
Forcible Fondling	1	0
Incest	1	0
Statutory Rape	0	0
Kidnapping/Abduction	0	0
Total	74	24

TIBRS Group B Arrests

Offense	Adult	Juvenile
Bad Checks	0	0
Curfew/Vagrancy	0	7
Disorderly Conduct	0	2
DUI	32	2
Drunkenness	21	0
Family-Non Violent	0	0
Liquor Law Violation	12	3
Peeping Tom	0	0
Runaway	0	3
Trespass	3	0
All Other Offense	21	2
Total Group B	89	19

TIBRS Group A Offenses	Offenses		Arrests	
	Reported	Cleared	Adult	Juvenile
Crimes Against Persons				
Murder	1	0	0	0
Negligent Manslaughter	0	0	0	0
Kidnapping/Abduction	0	0	0	0
Forcible Rape	0	0	0	0
Forcible Sodomy	0	0	0	0
Sexual Assault w/Object	1	0	0	0
Forcible Fondling	1	0	0	0
Incest	1	0	0	0
Statutory Rape	0	0	0	0
Aggravated Assault	18	8	6	0
Simple Assault	47	35	24	2
Intimidation	83	57	7	0
Stalking	0	0	0	0
Crimes Against Property				
Arson	3	0	0	0
Bribery	0	0	0	0
Burglary	22	1	0	0
Counterfeiting/Forgery	1	0	0	0
Destruction/Damage/Vandalism	45	8	1	6
Embezzlement	0	0	0	0
Extortion/Blackmail	0	0	0	0
Fraud - False Pretenses	12	0	0	0
Fraud - Credit Card/ATM	7	1	0	0
Fraud - Impersonation	7	4	4	0
Fraud - Welfare	0	0	0	0
Fraud - Wire	0	0	0	0
Motor Vehicle Theft	4	0	0	0
Robbery	1	0	0	0
Stolen Property Offense	0	0	0	0
Theft - Pocket Picking	0	0	0	0
Theft - Purse Snatching	0	0	0	0
Theft - Shoplifting	6	4	2	0
Theft from Building	30	2	0	1
Theft from Coin Machine	1	0	0	0
Theft from Motor Vehicle	28	1	1	0
Theft of Motor Vehicle Parts	4	0	0	0
Theft - All Other Larceny	35	4	1	3
Crimes Against Society				
Drug/Narcotic Violations	26	25	23	5
Drug/Narcotic Equipment Violations	17	17	10	0
Gambling-Betting/Wagering	0	0	0	0
Gambling-Operating/Promoting	0	0	0	0
Gambling-Equipment Violation	0	0	0	0
Gambling-Sports Tampering	0	0	0	0
Pornography/Obscene Materials	0	0	0	0
Prostitution	0	0	0	0
Prostitution-Assisting/Promoting	0	0	0	0
Weapon Law Violations	10	10	8	1
Total Group A Offenses	411	177	87	18



Springfield Police Department

2002 Population Estimate 14,982

Offense Overview

Offense Total 2,343
Number Cleared 609
Percent Cleared 26.0%

Group A Crimes per 100,000 population 15,638.8

Arrest Overview

Total Arrests 1,255
Adult Arrests 1,089
Juvenile Arrests 163
Unknown Age 3

Arrests per 100,000 population 8,376.7

Avg. number offenses/incident 1.14

Domestic Violence Victims

Offense	Total	Arrests
Murder	0	0
Aggravated Assault	21	10
Simple Assault	172	47
Intimidation	75	2
Stalking	5	0
Forcible Rape	4	1
Forcible Sodomy	0	0
Sexual Assault w/Object	0	0
Forcible Fondling	1	0
Incest	1	0
Statutory Rape	0	0
Kidnapping/Abduction	0	0
Total	279	60

TIBRS Group B Arrests

Offense	Adult	Juvenile
Bad Checks	0	0
Curfew/Vagrancy	0	18
Disorderly Conduct	50	13
DUI	154	0
Drunkenness	241	1
Family-Non Violent	0	0
Liquor Law Violation	33	10
Peeping Tom	0	0
Runaway	0	1
Trespass	23	0
All Other Offense	73	11
Total Group B	574	54

TIBRS Group A Offenses	Offenses		Arrests	
	Reported	Cleared	Adult	Juvenile
Crimes Against Persons				
Murder	2	2	2	0
Negligent Manslaughter	0	0	0	0
Kidnapping/Abduction	1	1	1	0
Forcible Rape	12	2	1	1
Forcible Sodomy	0	0	0	0
Sexual Assault w/Object	1	0	0	0
Forcible Fondling	8	1	0	2
Incest	1	0	0	0
Statutory Rape	8	0	0	0
Aggravated Assault	127	63	55	21
Simple Assault	523	139	126	7
Intimidation	233	5	3	0
Stalking	23	0	0	0
Crimes Against Property				
Arson	3	0	0	0
Bribery	0	0	0	0
Burglary	78	15	24	8
Counterfeiting/Forgery	43	7	7	0
Destruction/Damage/Vandalism	336	25	4	30
Embezzlement	0	0	0	0
Extortion/Blackmail	0	0	0	0
Fraud - False Pretenses	16	6	6	0
Fraud - Credit Card/ATM	2	0	0	0
Fraud - Impersonation	21	19	18	1
Fraud - Welfare	0	0	0	0
Fraud - Wire	0	0	0	0
Motor Vehicle Theft	56	11	4	5
Robbery	30	9	10	3
Stolen Property Offense	0	0	0	0
Theft - Pocket Picking	0	0	0	0
Theft - Purse Snatching	0	0	0	0
Theft - Shoplifting	91	72	61	13
Theft from Building	267	43	30	7
Theft from Coin Machine	0	0	0	0
Theft from Motor Vehicle	128	10	3	3
Theft of Motor Vehicle Parts	54	2	1	0
Theft - All Other Larceny	58	2	2	0
Crimes Against Society				
Drug/Narcotic Violations	157	115	125	5
Drug/Narcotic Equipment Violations	30	28	12	0
Gambling-Betting/Wagering	0	0	0	0
Gambling-Operating/Promoting	2	1	1	0
Gambling-Equipment Violation	0	0	0	0
Gambling-Sports Tampering	0	0	0	0
Pornography/Obscene Materials	0	0	0	0
Prostitution	3	3	1	0
Prostitution-Assisting/Promoting	1	1	1	0
Weapon Law Violations	28	27	17	3
Total Group A Offenses	2,343	609	515	109



St. Joseph Police Department

2002 Population Estimate 843

Offense Overview

Offense Total 66
Number Cleared 12
Percent Cleared 18.2%

Group A Crimes per 100,000 population 7,829.2

Arrest Overview

Total Arrests 17
Adult Arrests 17
Juvenile Arrests 0
Unknown Age 0

Arrests per 100,000 population 2,016.6

Avg. number offenses/incident 1.14

Domestic Violence Victims

Offense	Total	Arrests
Murder	0	0
Aggravated Assault	1	0
Simple Assault	3	2
Intimidation	3	0
Stalking	0	0
Forcible Rape	0	0
Forcible Sodomy	0	0
Sexual Assault w/Object	0	0
Forcible Fondling	0	0
Incest	0	0
Statutory Rape	0	0
Kidnapping/Abduction	0	0
Total	7	2

TIBRS Group B Arrests

Offense	Adult	Juvenile
Bad Checks	0	0
Curfew/Vagrancy	0	0
Disorderly Conduct	0	0
DUI	0	0
Drunkenness	10	0
Family-Non Violent	0	0
Liquor Law Violation	0	0
Peeping Tom	0	0
Runaway	0	0
Trespass	0	0
All Other Offense	0	0
Total Group B	10	0

TIBRS Group A Offenses	Offenses		Arrests	
	Reported	Cleared	Adult	Juvenile
Crimes Against Persons				
Murder	0	0	0	0
Negligent Manslaughter	0	0	0	0
Kidnapping/Abduction	0	0	0	0
Forcible Rape	0	0	0	0
Forcible Sodomy	0	0	0	0
Sexual Assault w/Object	0	0	0	0
Forcible Fondling	0	0	0	0
Incest	0	0	0	0
Statutory Rape	0	0	0	0
Aggravated Assault	7	2	1	0
Simple Assault	6	3	3	0
Intimidation	10	1	0	0
Stalking	0	0	0	0
Crimes Against Property				
Arson	0	0	0	0
Bribery	0	0	0	0
Burglary	5	1	0	0
Counterfeiting/Forgery	0	0	0	0
Destruction/Damage/Vandalism	10	1	0	0
Embezzlement	0	0	0	0
Extortion/Blackmail	0	0	0	0
Fraud - False Pretenses	1	0	0	0
Fraud - Credit Card/ATM	0	0	0	0
Fraud - Impersonation	0	0	0	0
Fraud - Welfare	0	0	0	0
Fraud - Wire	0	0	0	0
Motor Vehicle Theft	7	1	1	0
Robbery	0	0	0	0
Stolen Property Offense	0	0	0	0
Theft - Pocket Picking	0	0	0	0
Theft - Purse Snatching	0	0	0	0
Theft - Shoplifting	0	0	0	0
Theft from Building	2	0	0	0
Theft from Coin Machine	0	0	0	0
Theft from Motor Vehicle	5	0	0	0
Theft of Motor Vehicle Parts	2	0	0	0
Theft - All Other Larceny	3	0	0	0
Crimes Against Society				
Drug/Narcotic Violations	5	2	2	0
Drug/Narcotic Equipment Violations	2	0	0	0
Gambling-Betting/Wagering	0	0	0	0
Gambling-Operating/Promoting	0	0	0	0
Gambling-Equipment Violation	0	0	0	0
Gambling-Sports Tampering	0	0	0	0
Pornography/Obscene Materials	0	0	0	0
Prostitution	0	0	0	0
Prostitution-Assisting/Promoting	0	0	0	0
Weapon Law Violations	1	1	0	0
Total Group A Offenses	66	12	7	0



Surgoinville Police Department

2002 Population Estimate **1,662**

Offense Overview

Offense Total 68
 Number Cleared 3
 Percent Cleared 4.4%

Group A Crimes per 100,000
 population 4,091.5

Arrest Overview

Total Arrests 38
 Adult Arrests 38
 Juvenile Arrests 0
 Unknown Age 0

Arrests per 100,000 population 2,286.4

Avg. number offenses/incident 1.15

Domestic Violence Victims

Offense	Total	Arrests
Murder	0	0
Aggravated Assault	0	0
Simple Assault	2	1
Intimidation	2	0
Stalking	0	0
Forcible Rape	0	0
Forcible Sodomy	0	0
Sexual Assault w/Object	0	0
Forcible Fondling	0	0
Incest	0	0
Statutory Rape	0	0
Kidnapping/Abduction	0	0
Total	4	1

TIBRS Group B Arrests

Offense	Adult	Juvenile
Bad Checks	0	0
Curfew/Vagrancy	0	0
Disorderly Conduct	1	0
DUI	11	0
Drunkenness	9	0
Family-Non Violent	0	0
Liquor Law Violation	1	0
Peeping Tom	0	0
Runaway	0	0
Trespass	0	0
All Other Offense	15	0
Total Group B	37	0

TIBRS Group A Offenses	Offenses		Arrests	
	Reported	Cleared	Adult	Juvenile
Crimes Against Persons				
Murder	0	0	0	0
Negligent Manslaughter	0	0	0	0
Kidnapping/Abduction	0	0	0	0
Forcible Rape	0	0	0	0
Forcible Sodomy	0	0	0	0
Sexual Assault w/Object	0	0	0	0
Forcible Fondling	0	0	0	0
Incest	0	0	0	0
Statutory Rape	0	0	0	0
Aggravated Assault	1	1	0	0
Simple Assault	8	1	1	0
Intimidation	6	0	0	0
Stalking	0	0	0	0
Crimes Against Property				
Arson	0	0	0	0
Bribery	0	0	0	0
Burglary	12	0	0	0
Counterfeiting/Forgery	1	0	0	0
Destruction/Damage/Vandalism	16	1	0	0
Embezzlement	0	0	0	0
Extortion/Blackmail	0	0	0	0
Fraud - False Pretenses	0	0	0	0
Fraud - Credit Card/ATM	0	0	0	0
Fraud - Impersonation	0	0	0	0
Fraud - Welfare	0	0	0	0
Fraud - Wire	0	0	0	0
Motor Vehicle Theft	3	0	0	0
Robbery	2	0	0	0
Stolen Property Offense	0	0	0	0
Theft - Pocket Picking	0	0	0	0
Theft - Purse Snatching	0	0	0	0
Theft - Shoplifting	0	0	0	0
Theft from Building	16	0	0	0
Theft from Coin Machine	0	0	0	0
Theft from Motor Vehicle	1	0	0	0
Theft of Motor Vehicle Parts	1	0	0	0
Theft - All Other Larceny	1	0	0	0
Crimes Against Society				
Drug/Narcotic Violations	0	0	0	0
Drug/Narcotic Equipment Violations	0	0	0	0
Gambling-Betting/Wagering	0	0	0	0
Gambling-Operating/Promoting	0	0	0	0
Gambling-Equipment Violation	0	0	0	0
Gambling-Sports Tampering	0	0	0	0
Pornography/Obscene Materials	0	0	0	0
Prostitution	0	0	0	0
Prostitution-Assisting/Promoting	0	0	0	0
Weapon Law Violations	0	0	0	0
Total Group A Offenses	68	3	1	0



Sweetwater Police Department

2002 Population Estimate 5,663

Offense Overview

Offense Total 1,040
Number Cleared 345
Percent Cleared 33.2%

Group A Crimes per 100,000 population 18,364.8

Arrest Overview

Total Arrests 433
Adult Arrests 403
Juvenile Arrests 30
Unknown Age 0

Arrests per 100,000 population 7,646.1

Avg. number offenses/incident 1.16

Domestic Violence Victims

Offense	Total	Arrests
Murder	0	0
Aggravated Assault	7	2
Simple Assault	46	16
Intimidation	26	4
Stalking	2	1
Forcible Rape	1	1
Forcible Sodomy	0	0
Sexual Assault w/Object	0	0
Forcible Fondling	0	0
Incest	0	0
Statutory Rape	0	0
Kidnapping/Abduction	0	0
Total	82	24

TIBRS Group B Arrests

Offense	Adult	Juvenile
Bad Checks	2	0
Curfew/Vagrancy	0	0
Disorderly Conduct	7	1
DUI	39	0
Drunkenness	40	0
Family-Non Violent	0	0
Liquor Law Violation	2	0
Peeping Tom	0	0
Runaway	0	2
Trespass	3	0
All Other Offense	28	3
Total Group B	121	6

TIBRS Group A Offenses	Offenses		Arrests	
	Reported	Cleared	Adult	Juvenile
Crimes Against Persons				
Murder	0	0	0	0
Negligent Manslaughter	0	0	0	0
Kidnapping/Abduction	0	0	0	0
Forcible Rape	2	2	2	0
Forcible Sodomy	0	0	0	0
Sexual Assault w/Object	0	0	0	0
Forcible Fondling	3	2	1	0
Incest	0	0	0	0
Statutory Rape	0	0	0	0
Aggravated Assault	38	12	9	0
Simple Assault	121	41	27	1
Intimidation	114	13	7	1
Stalking	14	1	1	0
Crimes Against Property				
Arson	3	3	0	4
Bribery	0	0	0	0
Burglary	71	9	8	5
Counterfeiting/Forgery	56	41	42	1
Destruction/Damage/Vandalism	110	6	4	2
Embezzlement	12	7	5	1
Extortion/Blackmail	1	0	0	0
Fraud - False Pretenses	66	42	6	0
Fraud - Credit Card/ATM	9	5	6	0
Fraud - Impersonation	5	2	2	0
Fraud - Welfare	5	0	0	0
Fraud - Wire	0	0	0	0
Motor Vehicle Theft	12	3	2	0
Robbery	3	2	3	1
Stolen Property Offense	3	3	4	0
Theft - Pocket Picking	0	0	0	0
Theft - Purse Snatching	0	0	0	0
Theft - Shoplifting	34	16	19	0
Theft from Building	48	3	4	0
Theft from Coin Machine	8	3	1	2
Theft from Motor Vehicle	46	3	4	3
Theft of Motor Vehicle Parts	40	2	0	0
Theft - All Other Larceny	97	7	8	2
Crimes Against Society				
Drug/Narcotic Violations	72	71	93	1
Drug/Narcotic Equipment Violations	37	36	19	0
Gambling-Betting/Wagering	0	0	0	0
Gambling-Operating/Promoting	0	0	0	0
Gambling-Equipment Violation	0	0	0	0
Gambling-Sports Tampering	0	0	0	0
Pornography/Obscene Materials	0	0	0	0
Prostitution	0	0	0	0
Prostitution-Assisting/Promoting	0	0	0	0
Weapon Law Violations	10	10	5	0
Total Group A Offenses	1,040	345	282	24



Tazewell Police Department

2002 Population Estimate **2,127**

Offense Overview

Offense Total 282
 Number Cleared 64
 Percent Cleared 22.7%

Group A Crimes per 100,000
 population 13,258.1

Arrest Overview

Total Arrests 187
 Adult Arrests 184
 Juvenile Arrests 2
 Unknown Age 1

Arrests per 100,000 population 8,791.7

Avg. number offenses/incident 1.00

Domestic Violence Victims

Offense	Total	Arrests
Murder	0	0
Aggravated Assault	2	1
Simple Assault	16	12
Intimidation	6	0
Stalking	0	0
Forcible Rape	0	0
Forcible Sodomy	0	0
Sexual Assault w/Object	0	0
Forcible Fondling	0	0
Incest	0	0
Statutory Rape	0	0
Kidnapping/Abduction	0	0
Total	24	13

TIBRS Group B Arrests

Offense	Adult	Juvenile
Bad Checks	1	0
Curfew/Vagrancy	0	0
Disorderly Conduct	6	1
DUI	46	0
Drunkenness	35	0
Family-Non Violent	1	0
Liquor Law Violation	5	0
Peeping Tom	0	0
Runaway	0	1
Trespass	7	0
All Other Offense	19	0
Total Group B	120	2

TIBRS Group A Offenses	Offenses		Arrests	
	Reported	Cleared	Adult	Juvenile
Crimes Against Persons				
Murder	0	0	0	0
Negligent Manslaughter	0	0	0	0
Kidnapping/Abduction	0	0	0	0
Forcible Rape	0	0	0	0
Forcible Sodomy	0	0	0	0
Sexual Assault w/Object	0	0	0	0
Forcible Fondling	1	0	0	0
Incest	0	0	0	0
Statutory Rape	0	0	0	0
Aggravated Assault	10	3	3	0
Simple Assault	40	20	19	0
Intimidation	33	1	1	0
Stalking	1	0	0	0
Crimes Against Property				
Arson	0	0	0	0
Bribery	0	0	0	0
Burglary	20	3	3	0
Counterfeiting/Forgery	9	3	3	0
Destruction/Damage/Vandalism	43	5	5	0
Embezzlement	2	0	0	0
Extortion/Blackmail	0	0	0	0
Fraud - False Pretenses	4	1	1	0
Fraud - Credit Card/ATM	1	0	0	0
Fraud - Impersonation	0	0	0	0
Fraud - Welfare	0	0	0	0
Fraud - Wire	0	0	0	0
Motor Vehicle Theft	6	0	0	0
Robbery	0	0	0	0
Stolen Property Offense	0	0	0	0
Theft - Pocket Picking	3	0	0	0
Theft - Purse Snatching	1	0	0	0
Theft - Shoplifting	1	1	1	0
Theft from Building	21	0	0	0
Theft from Coin Machine	2	0	0	0
Theft from Motor Vehicle	28	1	2	0
Theft of Motor Vehicle Parts	3	0	0	0
Theft - All Other Larceny	29	2	2	0
Crimes Against Society				
Drug/Narcotic Violations	20	20	20	0
Drug/Narcotic Equipment Violations	2	2	2	0
Gambling-Betting/Wagering	0	0	0	0
Gambling-Operating/Promoting	0	0	0	0
Gambling-Equipment Violation	0	0	0	0
Gambling-Sports Tampering	0	0	0	0
Pornography/Obscene Materials	0	0	0	0
Prostitution	0	0	0	0
Prostitution-Assisting/Promoting	0	0	0	0
Weapon Law Violations	2	2	2	0
Total Group A Offenses	282	64	64	0



Tellico Plains Police Department

2002 Population Estimate **874**

Offense Overview

Offense Total 173
 Number Cleared 50
 Percent Cleared 28.9%

Group A Crimes per 100,000
 population 19,794.1

Arrest Overview

Total Arrests 105
 Adult Arrests 102
 Juvenile Arrests 3
 Unknown Age 0

Arrests per 100,000 population 12,013.7

Avg. number offenses/incident 1.07

Domestic Violence Victims

Offense	Total	Arrests
Murder	0	0
Aggravated Assault	2	2
Simple Assault	9	5
Intimidation	2	0
Stalking	1	0
Forcible Rape	0	0
Forcible Sodomy	0	0
Sexual Assault w/Object	2	0
Forcible Fondling	0	0
Incest	0	0
Statutory Rape	0	0
Kidnapping/Abduction	0	0
Total	16	7

TIBRS Group B Arrests

Offense	Adult	Juvenile
Bad Checks	0	0
Curfew/Vagrancy	0	0
Disorderly Conduct	4	0
DUI	15	0
Drunkenness	25	0
Family-Non Violent	0	0
Liquor Law Violation	12	3
Peeping Tom	0	0
Runaway	0	0
Trespass	0	0
All Other Offense	3	0
Total Group B	59	3

TIBRS Group A Offenses	Offenses		Arrests	
	Reported	Cleared	Adult	Juvenile
Crimes Against Persons				
Murder	0	0	0	0
Negligent Manslaughter	0	0	0	0
Kidnapping/Abduction	1	0	0	0
Forcible Rape	0	0	0	0
Forcible Sodomy	0	0	0	0
Sexual Assault w/Object	3	1	1	0
Forcible Fondling	0	0	0	0
Incest	0	0	0	0
Statutory Rape	0	0	0	0
Aggravated Assault	7	5	4	0
Simple Assault	31	6	6	0
Intimidation	33	1	0	0
Stalking	1	0	0	0
Crimes Against Property				
Arson	1	0	0	0
Bribery	0	0	0	0
Burglary	5	1	1	0
Counterfeiting/Forgery	3	3	3	0
Destruction/Damage/Vandalism	26	0	0	0
Embezzlement	0	0	0	0
Extortion/Blackmail	0	0	0	0
Fraud - False Pretenses	1	0	0	0
Fraud - Credit Card/ATM	0	0	0	0
Fraud - Impersonation	0	0	0	0
Fraud - Welfare	0	0	0	0
Fraud - Wire	0	0	0	0
Motor Vehicle Theft	2	0	0	0
Robbery	0	0	0	0
Stolen Property Offense	1	1	1	0
Theft - Pocket Picking	1	0	0	0
Theft - Purse Snatching	0	0	0	0
Theft - Shoplifting	3	0	0	0
Theft from Building	7	0	0	0
Theft from Coin Machine	0	0	0	0
Theft from Motor Vehicle	8	0	0	0
Theft of Motor Vehicle Parts	2	0	0	0
Theft - All Other Larceny	5	0	0	0
Crimes Against Society				
Drug/Narcotic Violations	19	19	18	0
Drug/Narcotic Equipment Violations	6	6	3	0
Gambling-Betting/Wagering	0	0	0	0
Gambling-Operating/Promoting	0	0	0	0
Gambling-Equipment Violation	0	0	0	0
Gambling-Sports Tampering	0	0	0	0
Pornography/Obscene Materials	0	0	0	0
Prostitution	0	0	0	0
Prostitution-Assisting/Promoting	0	0	0	0
Weapon Law Violations	7	7	6	0
Total Group A Offenses	173	50	43	0



Tiptonville Police Department

2002 Population Estimate 4,203

Offense Overview

Offense Total 85
 Number Cleared 58
 Percent Cleared 68.2%

Group A Crimes per 100,000
 population 2,022.4

Arrest Overview

Total Arrests 83
 Adult Arrests 67
 Juvenile Arrests 13
 Unknown Age 3

Arrests per 100,000 population 1,974.8

Avg. number offenses/incident 1.06

Domestic Violence Victims

Offense	Total	Arrests
Murder	0	0
Aggravated Assault	4	3
Simple Assault	0	0
Intimidation	0	0
Stalking	1	1
Forcible Rape	0	0
Forcible Sodomy	0	0
Sexual Assault w/Object	0	0
Forcible Fondling	0	0
Incest	0	0
Statutory Rape	0	0
Kidnapping/Abduction	0	0
Total	5	4

TIBRS Group B Arrests

Offense	Adult	Juvenile
Bad Checks	0	0
Curfew/Vagrancy	0	0
Disorderly Conduct	0	0
DUI	7	1
Drunkenness	10	1
Family-Non Violent	0	0
Liquor Law Violation	1	4
Peeping Tom	0	0
Runaway	0	0
Trespass	2	0
All Other Offense	2	0
Total Group B	22	6

TIBRS Group A Offenses	Offenses		Arrests	
	Reported	Cleared	Adult	Juvenile
Crimes Against Persons				
Murder	0	0	0	0
Negligent Manslaughter	0	0	0	0
Kidnapping/Abduction	0	0	0	0
Forcible Rape	0	0	0	0
Forcible Sodomy	0	0	0	0
Sexual Assault w/Object	0	0	0	0
Forcible Fondling	0	0	0	0
Incest	0	0	0	0
Statutory Rape	0	0	0	0
Aggravated Assault	7	6	5	1
Simple Assault	15	13	12	1
Intimidation	1	1	1	0
Stalking	1	1	1	0
Crimes Against Property				
Arson	1	0	0	0
Bribery	0	0	0	0
Burglary	8	2	2	0
Counterfeiting/Forgery	1	1	1	0
Destruction/Damage/Vandalism	9	4	1	0
Embezzlement	0	0	0	0
Extortion/Blackmail	0	0	0	0
Fraud - False Pretenses	1	1	0	0
Fraud - Credit Card/ATM	0	0	0	0
Fraud - Impersonation	0	0	0	0
Fraud - Welfare	0	0	0	0
Fraud - Wire	0	0	0	0
Motor Vehicle Theft	1	1	1	0
Robbery	1	1	1	0
Stolen Property Offense	0	0	0	0
Theft - Pocket Picking	0	0	0	0
Theft - Purse Snatching	0	0	0	0
Theft - Shoplifting	4	4	4	0
Theft from Building	4	0	0	0
Theft from Coin Machine	1	1	1	0
Theft from Motor Vehicle	7	2	0	0
Theft of Motor Vehicle Parts	1	1	1	1
Theft - All Other Larceny	3	0	0	0
Crimes Against Society				
Drug/Narcotic Violations	18	18	14	4
Drug/Narcotic Equipment Violations	1	1	0	0
Gambling-Betting/Wagering	0	0	0	0
Gambling-Operating/Promoting	0	0	0	0
Gambling-Equipment Violation	0	0	0	0
Gambling-Sports Tampering	0	0	0	0
Pornography/Obscene Materials	0	0	0	0
Prostitution	0	0	0	0
Prostitution-Assisting/Promoting	0	0	0	0
Weapon Law Violations	0	0	0	0
Total Group A Offenses	85	58	45	7



Toone Police Department

2002 Population Estimate **329**

Offense Overview

Offense Total 7
 Number Cleared 4
 Percent Cleared 57.1%

Group A Crimes per 100,000
 population 2,127.7

Arrest Overview

Total Arrests 4
 Adult Arrests 4
 Juvenile Arrests 0
 Unknown Age 0

Arrests per 100,000 population 1,215.8

Avg. number offenses/incident 1.14

Domestic Violence Victims

Offense	Total	Arrests
Murder	0	0
Aggravated Assault	0	0
Simple Assault	0	0
Intimidation	0	0
Stalking	0	0
Forcible Rape	0	0
Forcible Sodomy	0	0
Sexual Assault w/Object	0	0
Forcible Fondling	0	0
Incest	0	0
Statutory Rape	0	0
Kidnapping/Abduction	0	0
Total	0	0

TIBRS Group B Arrests

Offense	Adult	Juvenile
Bad Checks	0	0
Curfew/Vagrancy	0	0
Disorderly Conduct	0	0
DUI	0	0
Drunkenness	0	0
Family-Non Violent	0	0
Liquor Law Violation	0	0
Peeping Tom	0	0
Runaway	0	0
Trespass	0	0
All Other Offense	0	0
Total Group B	0	0

TIBRS Group A Offenses	Offenses		Arrests	
	Reported	Cleared	Adult	Juvenile
Crimes Against Persons				
Murder	0	0	0	0
Negligent Manslaughter	0	0	0	0
Kidnapping/Abduction	0	0	0	0
Forcible Rape	0	0	0	0
Forcible Sodomy	0	0	0	0
Sexual Assault w/Object	0	0	0	0
Forcible Fondling	0	0	0	0
Incest	0	0	0	0
Statutory Rape	0	0	0	0
Aggravated Assault	0	0	0	0
Simple Assault	1	1	1	0
Intimidation	0	0	0	0
Stalking	0	0	0	0
Crimes Against Property				
Arson	0	0	0	0
Bribery	0	0	0	0
Burglary	0	0	0	0
Counterfeiting/Forgery	1	1	1	0
Destruction/Damage/Vandalism	0	0	0	0
Embezzlement	0	0	0	0
Extortion/Blackmail	0	0	0	0
Fraud - False Pretenses	0	0	0	0
Fraud - Credit Card/ATM	0	0	0	0
Fraud - Impersonation	0	0	0	0
Fraud - Welfare	0	0	0	0
Fraud - Wire	0	0	0	0
Motor Vehicle Theft	2	0	0	0
Robbery	1	0	0	0
Stolen Property Offense	1	1	1	0
Theft - Pocket Picking	0	0	0	0
Theft - Purse Snatching	0	0	0	0
Theft - Shoplifting	0	0	0	0
Theft from Building	1	1	1	0
Theft from Coin Machine	0	0	0	0
Theft from Motor Vehicle	0	0	0	0
Theft of Motor Vehicle Parts	0	0	0	0
Theft - All Other Larceny	0	0	0	0
Crimes Against Society				
Drug/Narcotic Violations	0	0	0	0
Drug/Narcotic Equipment Violations	0	0	0	0
Gambling-Betting/Wagering	0	0	0	0
Gambling-Operating/Promoting	0	0	0	0
Gambling-Equipment Violation	0	0	0	0
Gambling-Sports Tampering	0	0	0	0
Pornography/Obscene Materials	0	0	0	0
Prostitution	0	0	0	0
Prostitution-Assisting/Promoting	0	0	0	0
Weapon Law Violations	0	0	0	0
Total Group A Offenses	7	4	4	0



Townsend Police Department

2002 Population Estimate **247**

Offense Overview

Offense Total 39
 Number Cleared 3
 Percent Cleared 7.7%

Group A Crimes per 100,000
 population 15,789.5

Arrest Overview

Total Arrests 4
 Adult Arrests 4
 Juvenile Arrests 0
 Unknown Age 0

Arrests per 100,000 population 1,619.4

Avg. number offenses/incident 1.00

Domestic Violence Victims

Offense	Total	Arrests
Murder	0	0
Aggravated Assault	0	0
Simple Assault	3	0
Intimidation	0	0
Stalking	0	0
Forcible Rape	0	0
Forcible Sodomy	0	0
Sexual Assault w/Object	0	0
Forcible Fondling	0	0
Incest	0	0
Statutory Rape	0	0
Kidnapping/Abduction	0	0
Total	3	0

TIBRS Group B Arrests

Offense	Adult	Juvenile
Bad Checks	0	0
Curfew/Vagrancy	0	0
Disorderly Conduct	0	0
DUI	0	0
Drunkenness	2	0
Family-Non Violent	0	0
Liquor Law Violation	1	0
Peeping Tom	0	0
Runaway	0	0
Trespass	0	0
All Other Offense	0	0
Total Group B	3	0

TIBRS Group A Offenses	Offenses		Arrests	
	Reported	Cleared	Adult	Juvenile
Crimes Against Persons				
Murder	0	0	0	0
Negligent Manslaughter	0	0	0	0
Kidnapping/Abduction	0	0	0	0
Forcible Rape	0	0	0	0
Forcible Sodomy	0	0	0	0
Sexual Assault w/Object	0	0	0	0
Forcible Fondling	0	0	0	0
Incest	0	0	0	0
Statutory Rape	0	0	0	0
Aggravated Assault	0	0	0	0
Simple Assault	6	2	1	0
Intimidation	2	0	0	0
Stalking	0	0	0	0
Crimes Against Property				
Arson	0	0	0	0
Bribery	0	0	0	0
Burglary	5	0	0	0
Counterfeiting/Forgery	0	0	0	0
Destruction/Damage/Vandalism	3	0	0	0
Embezzlement	1	0	0	0
Extortion/Blackmail	0	0	0	0
Fraud - False Pretenses	0	0	0	0
Fraud - Credit Card/ATM	0	0	0	0
Fraud - Impersonation	0	0	0	0
Fraud - Welfare	0	0	0	0
Fraud - Wire	0	0	0	0
Motor Vehicle Theft	5	0	0	0
Robbery	0	0	0	0
Stolen Property Offense	0	0	0	0
Theft - Pocket Picking	0	0	0	0
Theft - Purse Snatching	0	0	0	0
Theft - Shoplifting	1	1	0	0
Theft from Building	0	0	0	0
Theft from Coin Machine	1	0	0	0
Theft from Motor Vehicle	5	0	0	0
Theft of Motor Vehicle Parts	0	0	0	0
Theft - All Other Larceny	10	0	0	0
Crimes Against Society				
Drug/Narcotic Violations	0	0	0	0
Drug/Narcotic Equipment Violations	0	0	0	0
Gambling-Betting/Wagering	0	0	0	0
Gambling-Operating/Promoting	0	0	0	0
Gambling-Equipment Violation	0	0	0	0
Gambling-Sports Tampering	0	0	0	0
Pornography/Obscene Materials	0	0	0	0
Prostitution	0	0	0	0
Prostitution-Assisting/Promoting	0	0	0	0
Weapon Law Violations	0	0	0	0
Total Group A Offenses	39	3	1	0



Tracy City Police Department

2002 Population Estimate 1,663

Offense Overview

Offense Total 108
Number Cleared 32
Percent Cleared 29.6%

Group A Crimes per 100,000 population 6,494.3

Arrest Overview

Total Arrests 92
Adult Arrests 91
Juvenile Arrests 1
Unknown Age 0

Arrests per 100,000 population 5,532.2

Avg. number offenses/incident 1.01

Domestic Violence Victims

Offense	Total	Arrests
Murder	0	0
Aggravated Assault	1	1
Simple Assault	5	3
Intimidation	0	0
Stalking	0	0
Forcible Rape	1	0
Forcible Sodomy	0	0
Sexual Assault w/Object	0	0
Forcible Fondling	0	0
Incest	0	0
Statutory Rape	0	0
Kidnapping/Abduction	0	0
Total	7	4

TIBRS Group B Arrests

Offense	Adult	Juvenile
Bad Checks	0	0
Curfew/Vagrancy	0	0
Disorderly Conduct	9	0
DUI	20	0
Drunkenness	23	0
Family-Non Violent	0	0
Liquor Law Violation	6	0
Peeping Tom	0	0
Runaway	0	0
Trespass	2	0
All Other Offense	0	0
Total Group B	60	0

TIBRS Group A Offenses	Offenses		Arrests	
	Reported	Cleared	Adult	Juvenile
Crimes Against Persons				
Murder	0	0	0	0
Negligent Manslaughter	0	0	0	0
Kidnapping/Abduction	0	0	0	0
Forcible Rape	1	0	0	0
Forcible Sodomy	0	0	0	0
Sexual Assault w/Object	0	0	0	0
Forcible Fondling	0	0	0	0
Incest	0	0	0	0
Statutory Rape	0	0	0	0
Aggravated Assault	8	2	2	0
Simple Assault	12	6	5	1
Intimidation	2	0	0	0
Stalking	0	0	0	0
Crimes Against Property				
Arson	1	0	0	0
Bribery	0	0	0	0
Burglary	14	1	1	0
Counterfeiting/Forgery	0	0	0	0
Destruction/Damage/Vandalism	20	2	2	0
Embezzlement	0	0	0	0
Extortion/Blackmail	0	0	0	0
Fraud - False Pretenses	0	0	0	0
Fraud - Credit Card/ATM	0	0	0	0
Fraud - Impersonation	0	0	0	0
Fraud - Welfare	0	0	0	0
Fraud - Wire	0	0	0	0
Motor Vehicle Theft	8	2	2	0
Robbery	0	0	0	0
Stolen Property Offense	0	0	0	0
Theft - Pocket Picking	0	0	0	0
Theft - Purse Snatching	0	0	0	0
Theft - Shoplifting	1	0	0	0
Theft from Building	6	0	0	0
Theft from Coin Machine	0	0	0	0
Theft from Motor Vehicle	1	0	0	0
Theft of Motor Vehicle Parts	3	0	0	0
Theft - All Other Larceny	10	0	0	0
Crimes Against Society				
Drug/Narcotic Violations	17	16	16	0
Drug/Narcotic Equipment Violations	3	2	2	0
Gambling-Betting/Wagering	0	0	0	0
Gambling-Operating/Promoting	0	0	0	0
Gambling-Equipment Violation	0	0	0	0
Gambling-Sports Tampering	0	0	0	0
Pornography/Obscene Materials	0	0	0	0
Prostitution	0	0	0	0
Prostitution-Assisting/Promoting	0	0	0	0
Weapon Law Violations	1	1	1	0
Total Group A Offenses	108	32	31	1



Trenton Police Department

2002 Population Estimate **4,651**

Offense Overview

Offense Total 508
 Number Cleared 203
 Percent Cleared 40.0%

Group A Crimes per 100,000
 population 10,922.4

Arrest Overview

Total Arrests 662
 Adult Arrests 625
 Juvenile Arrests 35
 Unknown Age 2

Arrests per 100,000 population 14,233.5

Avg. number offenses/incident 1.02

Domestic Violence Victims

Offense	Total	Arrests
Murder	0	0
Aggravated Assault	3	4
Simple Assault	10	10
Intimidation	0	0
Stalking	0	0
Forcible Rape	0	0
Forcible Sodomy	0	0
Sexual Assault w/Object	0	0
Forcible Fondling	0	0
Incest	0	0
Statutory Rape	0	0
Kidnapping/Abduction	0	0
Total	13	14

TIBRS Group B Arrests

Offense	Adult	Juvenile
Bad Checks	137	1
Curfew/Vagrancy	1	0
Disorderly Conduct	15	3
DUI	46	0
Drunkenness	61	0
Family-Non Violent	1	0
Liquor Law Violation	11	13
Peeping Tom	0	0
Runaway	0	0
Trespass	2	0
All Other Offense	159	3
Total Group B	433	20

TIBRS Group A Offenses	Offenses		Arrests	
	Reported	Cleared	Adult	Juvenile
Crimes Against Persons				
Murder	0	0	0	0
Negligent Manslaughter	0	0	0	0
Kidnapping/Abduction	1	0	0	0
Forcible Rape	1	1	1	0
Forcible Sodomy	0	0	0	0
Sexual Assault w/Object	0	0	0	0
Forcible Fondling	0	0	0	0
Incest	0	0	0	0
Statutory Rape	0	0	0	0
Aggravated Assault	19	11	14	1
Simple Assault	85	39	34	2
Intimidation	8	5	3	0
Stalking	0	0	0	0
Crimes Against Property				
Arson	1	1	1	0
Bribery	0	0	0	0
Burglary	73	9	9	2
Counterfeiting/Forgery	15	7	7	0
Destruction/Damage/Vandalism	71	9	7	1
Embezzlement	1	1	1	0
Extortion/Blackmail	0	0	0	0
Fraud - False Pretenses	3	0	0	0
Fraud - Credit Card/ATM	2	1	1	0
Fraud - Impersonation	0	0	0	0
Fraud - Welfare	0	0	0	0
Fraud - Wire	0	0	0	0
Motor Vehicle Theft	8	4	4	0
Robbery	3	1	2	0
Stolen Property Offense	0	0	0	0
Theft - Pocket Picking	0	0	0	0
Theft - Purse Snatching	0	0	0	0
Theft - Shoplifting	17	9	7	0
Theft from Building	6	1	1	0
Theft from Coin Machine	0	0	0	0
Theft from Motor Vehicle	20	3	4	0
Theft of Motor Vehicle Parts	6	0	0	0
Theft - All Other Larceny	88	21	21	2
Crimes Against Society				
Drug/Narcotic Violations	57	57	56	6
Drug/Narcotic Equipment Violations	19	19	13	1
Gambling-Betting/Wagering	1	1	3	0
Gambling-Operating/Promoting	0	0	0	0
Gambling-Equipment Violation	0	0	0	0
Gambling-Sports Tampering	0	0	0	0
Pornography/Obscene Materials	0	0	0	0
Prostitution	0	0	0	0
Prostitution-Assisting/Promoting	0	0	0	0
Weapon Law Violations	3	3	3	0
Total Group A Offenses	508	203	192	15



Trezevant Police Department

2002 Population Estimate **891**

Offense Overview

Offense Total 56
 Number Cleared 25
 Percent Cleared 44.6%

Group A Crimes per 100,000
 population 6,285.1

Arrest Overview

Total Arrests 13
 Adult Arrests 12
 Juvenile Arrests 1
 Unknown Age 0

Arrests per 100,000 population 1,459.0

Avg. number offenses/incident 1.22

Domestic Violence Victims

Offense	Total	Arrests
Murder	0	0
Aggravated Assault	0	0
Simple Assault	4	2
Intimidation	1	1
Stalking	0	0
Forcible Rape	0	0
Forcible Sodomy	0	0
Sexual Assault w/Object	0	0
Forcible Fondling	0	0
Incest	0	0
Statutory Rape	0	0
Kidnapping/Abduction	0	0
Total	5	3

TIBRS Group B Arrests

Offense	Adult	Juvenile
Bad Checks	0	0
Curfew/Vagrancy	0	0
Disorderly Conduct	0	0
DUI	3	1
Drunkenness	0	0
Family-Non Violent	0	0
Liquor Law Violation	0	0
Peeping Tom	0	0
Runaway	0	0
Trespass	0	0
All Other Offense	2	0
Total Group B	5	1

TIBRS Group A Offenses	Offenses		Arrests	
	Reported	Cleared	Adult	Juvenile
Crimes Against Persons				
Murder	0	0	0	0
Negligent Manslaughter	0	0	0	0
Kidnapping/Abduction	0	0	0	0
Forcible Rape	0	0	0	0
Forcible Sodomy	0	0	0	0
Sexual Assault w/Object	0	0	0	0
Forcible Fondling	0	0	0	0
Incest	0	0	0	0
Statutory Rape	0	0	0	0
Aggravated Assault	2	1	0	0
Simple Assault	5	5	3	0
Intimidation	3	2	1	0
Stalking	0	0	0	0
Crimes Against Property				
Arson	0	0	0	0
Bribery	0	0	0	0
Burglary	7	3	0	0
Counterfeiting/Forgery	0	0	0	0
Destruction/Damage/Vandalism	13	3	0	0
Embezzlement	0	0	0	0
Extortion/Blackmail	0	0	0	0
Fraud - False Pretenses	0	0	0	0
Fraud - Credit Card/ATM	0	0	0	0
Fraud - Impersonation	0	0	0	0
Fraud - Welfare	0	0	0	0
Fraud - Wire	0	0	0	0
Motor Vehicle Theft	2	0	0	0
Robbery	0	0	0	0
Stolen Property Offense	1	1	1	0
Theft - Pocket Picking	0	0	0	0
Theft - Purse Snatching	0	0	0	0
Theft - Shoplifting	1	0	0	0
Theft from Building	0	0	0	0
Theft from Coin Machine	0	0	0	0
Theft from Motor Vehicle	2	0	0	0
Theft of Motor Vehicle Parts	1	0	0	0
Theft - All Other Larceny	3	0	0	0
Crimes Against Society				
Drug/Narcotic Violations	9	5	2	0
Drug/Narcotic Equipment Violations	7	5	0	0
Gambling-Betting/Wagering	0	0	0	0
Gambling-Operating/Promoting	0	0	0	0
Gambling-Equipment Violation	0	0	0	0
Gambling-Sports Tampering	0	0	0	0
Pornography/Obscene Materials	0	0	0	0
Prostitution	0	0	0	0
Prostitution-Assisting/Promoting	0	0	0	0
Weapon Law Violations	0	0	0	0
Total Group A Offenses	56	25	7	0



Trimble Police Department

2002 Population Estimate 713

Offense Overview

Offense Total 55
Number Cleared 32
Percent Cleared 58.2%

Group A Crimes per 100,000 population 7,713.9

Arrest Overview

Total Arrests 17
Adult Arrests 11
Juvenile Arrests 6
Unknown Age 0

Arrests per 100,000 population 2,384.3

Avg. number offenses/incident 1.12

Domestic Violence Victims

Offense	Total	Arrests
Murder	0	0
Aggravated Assault	2	1
Simple Assault	3	0
Intimidation	1	0
Stalking	0	0
Forcible Rape	0	0
Forcible Sodomy	0	0
Sexual Assault w/Object	0	0
Forcible Fondling	0	0
Incest	0	0
Statutory Rape	0	0
Kidnapping/Abduction	0	0
Total	6	1

TIBRS Group B Arrests

Offense	Adult	Juvenile
Bad Checks	0	0
Curfew/Vagrancy	0	1
Disorderly Conduct	1	3
DUI	1	0
Drunkenness	0	0
Family-Non Violent	0	0
Liquor Law Violation	0	0
Peeping Tom	0	0
Runaway	0	1
Trespass	0	0
All Other Offense	0	1
Total Group B	2	6

TIBRS Group A Offenses	Offenses		Arrests	
	Reported	Cleared	Adult	Juvenile
Crimes Against Persons				
Murder	0	0	0	0
Negligent Manslaughter	0	0	0	0
Kidnapping/Abduction	0	0	0	0
Forcible Rape	0	0	0	0
Forcible Sodomy	0	0	0	0
Sexual Assault w/Object	0	0	0	0
Forcible Fondling	1	0	0	0
Incest	0	0	0	0
Statutory Rape	0	0	0	0
Aggravated Assault	3	3	1	0
Simple Assault	10	9	1	0
Intimidation	2	2	0	0
Stalking	0	0	0	0
Crimes Against Property				
Arson	0	0	0	0
Bribery	0	0	0	0
Burglary	10	3	3	0
Counterfeiting/Forgery	2	2	1	0
Destruction/Damage/Vandalism	8	6	2	0
Embezzlement	0	0	0	0
Extortion/Blackmail	0	0	0	0
Fraud - False Pretenses	2	2	0	0
Fraud - Credit Card/ATM	0	0	0	0
Fraud - Impersonation	0	0	0	0
Fraud - Welfare	0	0	0	0
Fraud - Wire	0	0	0	0
Motor Vehicle Theft	1	0	0	0
Robbery	0	0	0	0
Stolen Property Offense	0	0	0	0
Theft - Pocket Picking	0	0	0	0
Theft - Purse Snatching	0	0	0	0
Theft - Shoplifting	0	0	0	0
Theft from Building	3	1	0	0
Theft from Coin Machine	0	0	0	0
Theft from Motor Vehicle	1	0	0	0
Theft of Motor Vehicle Parts	2	0	0	0
Theft - All Other Larceny	9	3	0	0
Crimes Against Society				
Drug/Narcotic Violations	1	1	1	0
Drug/Narcotic Equipment Violations	0	0	0	0
Gambling-Betting/Wagering	0	0	0	0
Gambling-Operating/Promoting	0	0	0	0
Gambling-Equipment Violation	0	0	0	0
Gambling-Sports Tampering	0	0	0	0
Pornography/Obscene Materials	0	0	0	0
Prostitution	0	0	0	0
Prostitution-Assisting/Promoting	0	0	0	0
Weapon Law Violations	0	0	0	0
Total Group A Offenses	55	32	9	0



Troy Police Department

2002 Population Estimate **1,268**

Offense Overview

Offense Total 109
 Number Cleared 28
 Percent Cleared 25.7%

Group A Crimes per 100,000
 population 8,596.2

Arrest Overview

Total Arrests 50
 Adult Arrests 45
 Juvenile Arrests 2
 Unknown Age 3

Arrests per 100,000 population 3,943.2

Avg. number offenses/incident 1.03

Domestic Violence Victims

Offense	Total	Arrests
Murder	0	0
Aggravated Assault	0	0
Simple Assault	3	3
Intimidation	0	0
Stalking	0	0
Forcible Rape	0	0
Forcible Sodomy	0	0
Sexual Assault w/Object	0	0
Forcible Fondling	0	0
Incest	0	0
Statutory Rape	0	0
Kidnapping/Abduction	0	0
Total	3	3

TIBRS Group B Arrests

Offense	Adult	Juvenile
Bad Checks	0	0
Curfew/Vagrancy	0	0
Disorderly Conduct	4	0
DUI	16	0
Drunkenness	1	0
Family-Non Violent	2	0
Liquor Law Violation	0	0
Peeping Tom	0	0
Runaway	0	0
Trespass	1	0
All Other Offense	0	0
Total Group B	24	0

TIBRS Group A Offenses	Offenses		Arrests	
	Reported	Cleared	Adult	Juvenile
Crimes Against Persons				
Murder	0	0	0	0
Negligent Manslaughter	0	0	0	0
Kidnapping/Abduction	0	0	0	0
Forcible Rape	0	0	0	0
Forcible Sodomy	0	0	0	0
Sexual Assault w/Object	0	0	0	0
Forcible Fondling	2	2	2	0
Incest	0	0	0	0
Statutory Rape	1	1	1	0
Aggravated Assault	1	1	0	0
Simple Assault	13	6	7	0
Intimidation	17	0	0	0
Stalking	1	0	0	0
Crimes Against Property				
Arson	0	0	0	0
Bribery	0	0	0	0
Burglary	8	2	1	0
Counterfeiting/Forgery	3	2	2	0
Destruction/Damage/Vandalism	22	4	2	2
Embezzlement	0	0	0	0
Extortion/Blackmail	0	0	0	0
Fraud - False Pretenses	0	0	0	0
Fraud - Credit Card/ATM	0	0	0	0
Fraud - Impersonation	0	0	0	0
Fraud - Welfare	0	0	0	0
Fraud - Wire	0	0	0	0
Motor Vehicle Theft	3	1	1	0
Robbery	0	0	0	0
Stolen Property Offense	0	0	0	0
Theft - Pocket Picking	0	0	0	0
Theft - Purse Snatching	0	0	0	0
Theft - Shoplifting	1	1	1	0
Theft from Building	12	1	1	0
Theft from Coin Machine	0	0	0	0
Theft from Motor Vehicle	2	0	0	0
Theft of Motor Vehicle Parts	6	0	0	0
Theft - All Other Larceny	11	1	1	0
Crimes Against Society				
Drug/Narcotic Violations	3	3	2	0
Drug/Narcotic Equipment Violations	3	3	0	0
Gambling-Betting/Wagering	0	0	0	0
Gambling-Operating/Promoting	0	0	0	0
Gambling-Equipment Violation	0	0	0	0
Gambling-Sports Tampering	0	0	0	0
Pornography/Obscene Materials	0	0	0	0
Prostitution	0	0	0	0
Prostitution-Assisting/Promoting	0	0	0	0
Weapon Law Violations	0	0	0	0
Total Group A Offenses	109	28	21	2



Tullahoma Police Department

2002 Population Estimate **18,304**

Offense Overview

Offense Total 2,205
 Number Cleared 866
 Percent Cleared 39.3%

Group A Crimes per 100,000
 population 12,046.5

Arrest Overview

Total Arrests 963
 Adult Arrests 877
 Juvenile Arrests 86
 Unknown Age 0

Arrests per 100,000 population 5,261.1

Avg. number offenses/incident 1.06

Domestic Violence Victims

Offense	Total	Arrests
Murder	0	0
Aggravated Assault	14	9
Simple Assault	104	57
Intimidation	11	5
Stalking	0	0
Forcible Rape	0	0
Forcible Sodomy	0	0
Sexual Assault w/Object	0	0
Forcible Fondling	0	0
Incest	0	0
Statutory Rape	0	0
Kidnapping/Abduction	0	0
Total	129	71

TIBRS Group B Arrests

Offense	Adult	Juvenile
Bad Checks	6	0
Curfew/Vagrancy	2	1
Disorderly Conduct	25	1
DUI	45	1
Drunkenness	62	0
Family-Non Violent	1	0
Liquor Law Violation	74	4
Peeping Tom	0	0
Runaway	0	4
Trespass	17	0
All Other Offense	155	6
Total Group B	387	17

TIBRS Group A Offenses	Offenses		Arrests	
	Reported	Cleared	Adult	Juvenile
Crimes Against Persons				
Murder	1	1	1	0
Negligent Manslaughter	0	0	0	0
Kidnapping/Abduction	9	5	5	0
Forcible Rape	2	0	0	0
Forcible Sodomy	0	0	0	0
Sexual Assault w/Object	1	1	0	0
Forcible Fondling	16	7	2	1
Incest	0	0	0	0
Statutory Rape	2	1	1	0
Aggravated Assault	53	31	21	1
Simple Assault	308	203	103	7
Intimidation	95	63	19	2
Stalking	4	2	0	0
Crimes Against Property				
Arson	2	1	0	0
Bribery	0	0	0	0
Burglary	203	33	19	2
Counterfeiting/Forgery	46	21	13	3
Destruction/Damage/Vandalism	365	71	20	8
Embezzlement	7	2	2	0
Extortion/Blackmail	1	1	0	0
Fraud - False Pretenses	51	24	9	1
Fraud - Credit Card/ATM	8	5	2	0
Fraud - Impersonation	5	2	1	0
Fraud - Welfare	0	0	0	0
Fraud - Wire	0	0	0	0
Motor Vehicle Theft	41	13	10	1
Robbery	11	5	5	0
Stolen Property Offense	0	0	0	0
Theft - Pocket Picking	0	0	0	0
Theft - Purse Snatching	0	0	0	0
Theft - Shoplifting	81	76	65	30
Theft from Building	167	54	23	3
Theft from Coin Machine	23	8	3	0
Theft from Motor Vehicle	149	16	8	1
Theft of Motor Vehicle Parts	108	11	7	0
Theft - All Other Larceny	238	30	13	4
Crimes Against Society				
Drug/Narcotic Violations	122	97	97	5
Drug/Narcotic Equipment Violations	78	74	36	0
Gambling-Betting/Wagering	0	0	0	0
Gambling-Operating/Promoting	0	0	0	0
Gambling-Equipment Violation	0	0	0	0
Gambling-Sports Tampering	0	0	0	0
Pornography/Obscene Materials	0	0	0	0
Prostitution	0	0	0	0
Prostitution-Assisting/Promoting	0	0	0	0
Weapon Law Violations	8	8	5	0
Total Group A Offenses	2,205	866	490	69



Tusculum Police Department

2002 Population Estimate **2,001**

Offense Overview

Offense Total 100
 Number Cleared 42
 Percent Cleared 42.0%

Group A Crimes per 100,000
 population 4,997.5

Arrest Overview

Total Arrests 69
 Adult Arrests 56
 Juvenile Arrests 13
 Unknown Age 0

Arrests per 100,000 population 3,448.3

Avg. number offenses/incident 1.11

Domestic Violence Victims

Offense	Total	Arrests
Murder	0	0
Aggravated Assault	0	0
Simple Assault	0	0
Intimidation	0	0
Stalking	0	0
Forcible Rape	0	0
Forcible Sodomy	0	0
Sexual Assault w/Object	0	0
Forcible Fondling	0	0
Incest	0	0
Statutory Rape	0	0
Kidnapping/Abduction	0	0
Total	0	0

TIBRS Group B Arrests

Offense	Adult	Juvenile
Bad Checks	0	0
Curfew/Vagrancy	0	0
Disorderly Conduct	0	0
DUI	16	0
Drunkenness	6	0
Family-Non Violent	0	0
Liquor Law Violation	8	0
Peeping Tom	0	0
Runaway	0	0
Trespass	0	0
All Other Offense	1	0
Total Group B	31	0

TIBRS Group A Offenses	Offenses		Arrests	
	Reported	Cleared	Adult	Juvenile
Crimes Against Persons				
Murder	0	0	0	0
Negligent Manslaughter	0	0	0	0
Kidnapping/Abduction	0	0	0	0
Forcible Rape	1	0	0	0
Forcible Sodomy	0	0	0	0
Sexual Assault w/Object	0	0	0	0
Forcible Fondling	0	0	0	0
Incest	0	0	0	0
Statutory Rape	0	0	0	0
Aggravated Assault	3	2	1	1
Simple Assault	5	5	5	0
Intimidation	1	0	0	0
Stalking	0	0	0	0
Crimes Against Property				
Arson	0	0	0	0
Bribery	0	0	0	0
Burglary	17	2	0	1
Counterfeiting/Forgery	0	0	0	0
Destruction/Damage/Vandalism	9	2	0	0
Embezzlement	0	0	0	0
Extortion/Blackmail	0	0	0	0
Fraud - False Pretenses	0	0	0	0
Fraud - Credit Card/ATM	2	2	4	0
Fraud - Impersonation	1	0	0	0
Fraud - Welfare	0	0	0	0
Fraud - Wire	0	0	0	0
Motor Vehicle Theft	0	0	0	0
Robbery	0	0	0	0
Stolen Property Offense	0	0	0	0
Theft - Pocket Picking	0	0	0	0
Theft - Purse Snatching	0	0	0	0
Theft - Shoplifting	0	0	0	0
Theft from Building	14	2	0	0
Theft from Coin Machine	0	0	0	0
Theft from Motor Vehicle	6	1	0	0
Theft of Motor Vehicle Parts	7	0	0	0
Theft - All Other Larceny	9	1	0	0
Crimes Against Society				
Drug/Narcotic Violations	16	16	9	11
Drug/Narcotic Equipment Violations	8	8	5	0
Gambling-Betting/Wagering	0	0	0	0
Gambling-Operating/Promoting	0	0	0	0
Gambling-Equipment Violation	0	0	0	0
Gambling-Sports Tampering	0	0	0	0
Pornography/Obscene Materials	0	0	0	0
Prostitution	0	0	0	0
Prostitution-Assisting/Promoting	0	0	0	0
Weapon Law Violations	1	1	1	0
Total Group A Offenses	100	42	25	13



Union City Police Department

2002 Population Estimate 10,770

Offense Overview

Offense Total 1,998
Number Cleared 839
Percent Cleared 42.0%

Group A Crimes per 100,000 population 18,551.5

Arrest Overview

Total Arrests 780
Adult Arrests 675
Juvenile Arrests 105
Unknown Age 0

Arrests per 100,000 population 7,242.3

Avg. number offenses/incident 1.14

Domestic Violence Victims

Offense	Total	Arrests
Murder	0	0
Aggravated Assault	13	10
Simple Assault	67	34
Intimidation	17	5
Stalking	1	0
Forcible Rape	1	1
Forcible Sodomy	0	0
Sexual Assault w/Object	0	0
Forcible Fondling	0	0
Incest	0	0
Statutory Rape	0	0
Kidnapping/Abduction	0	0
Total	99	50

TIBRS Group B Arrests

Offense	Adult	Juvenile
Bad Checks	0	0
Curfew/Vagrancy	0	8
Disorderly Conduct	8	4
DUI	37	0
Drunkenness	108	0
Family-Non Violent	3	0
Liquor Law Violation	12	9
Peeping Tom	0	0
Runaway	0	7
Trespass	27	4
All Other Offense	26	4
Total Group B	221	36

TIBRS Group A Offenses	Offenses		Arrests	
	Reported	Cleared	Adult	Juvenile
Crimes Against Persons				
Murder	2	2	2	0
Negligent Manslaughter	0	0	0	0
Kidnapping/Abduction	3	2	0	0
Forcible Rape	2	1	1	0
Forcible Sodomy	0	0	0	0
Sexual Assault w/Object	0	0	0	0
Forcible Fondling	5	4	3	1
Incest	0	0	0	0
Statutory Rape	1	1	0	0
Aggravated Assault	53	43	31	3
Simple Assault	247	212	81	5
Intimidation	73	50	14	0
Stalking	4	3	2	0
Crimes Against Property				
Arson	5	0	0	0
Bribery	0	0	0	0
Burglary	124	21	17	3
Counterfeiting/Forgery	188	68	45	0
Destruction/Damage/Vandalism	232	48	13	4
Embezzlement	17	11	6	0
Extortion/Blackmail	0	0	0	0
Fraud - False Pretenses	178	71	27	0
Fraud - Credit Card/ATM	27	8	7	0
Fraud - Impersonation	8	5	4	0
Fraud - Welfare	0	0	0	0
Fraud - Wire	0	0	0	0
Motor Vehicle Theft	28	12	2	5
Robbery	14	7	7	0
Stolen Property Offense	3	2	3	1
Theft - Pocket Picking	0	0	0	0
Theft - Purse Snatching	3	0	0	0
Theft - Shoplifting	137	114	98	28
Theft from Building	111	35	11	2
Theft from Coin Machine	6	2	1	3
Theft from Motor Vehicle	77	5	5	0
Theft of Motor Vehicle Parts	181	8	4	3
Theft - All Other Larceny	178	13	1	1
Crimes Against Society				
Drug/Narcotic Violations	53	53	53	2
Drug/Narcotic Equipment Violations	26	26	11	2
Gambling-Betting/Wagering	0	0	0	0
Gambling-Operating/Promoting	0	0	0	0
Gambling-Equipment Violation	0	0	0	0
Gambling-Sports Tampering	0	0	0	0
Pornography/Obscene Materials	0	0	0	0
Prostitution	0	0	0	0
Prostitution-Assisting/Promoting	0	0	0	0
Weapon Law Violations	12	12	5	6
Total Group A Offenses	1,998	839	454	69



Vonore Police Department

2002 Population Estimate **1,224**

Offense Overview

Offense Total 127
 Number Cleared 21
 Percent Cleared 16.5%

Group A Crimes per 100,000
 population 10,375.8

Arrest Overview

Total Arrests 29
 Adult Arrests 28
 Juvenile Arrests 1
 Unknown Age 0

Arrests per 100,000 population 2,369.3

Avg. number offenses/incident 1.09

Domestic Violence Victims

Offense	Total	Arrests
Murder	0	0
Aggravated Assault	2	2
Simple Assault	6	5
Intimidation	1	0
Stalking	0	0
Forcible Rape	0	0
Forcible Sodomy	0	0
Sexual Assault w/Object	0	0
Forcible Fondling	0	0
Incest	0	0
Statutory Rape	0	0
Kidnapping/Abduction	0	0
Total	9	7

TIBRS Group B Arrests

Offense	Adult	Juvenile
Bad Checks	0	0
Curfew/Vagrancy	0	0
Disorderly Conduct	1	0
DUI	4	0
Drunkenness	4	0
Family-Non Violent	0	0
Liquor Law Violation	0	0
Peeping Tom	0	0
Runaway	0	0
Trespass	0	0
All Other Offense	0	0
Total Group B	9	0

TIBRS Group A Offenses	Offenses		Arrests	
	Reported	Cleared	Adult	Juvenile
Crimes Against Persons				
Murder	0	0	0	0
Negligent Manslaughter	0	0	0	0
Kidnapping/Abduction	0	0	0	0
Forcible Rape	0	0	0	0
Forcible Sodomy	0	0	0	0
Sexual Assault w/Object	0	0	0	0
Forcible Fondling	1	0	0	0
Incest	0	0	0	0
Statutory Rape	0	0	0	0
Aggravated Assault	8	5	5	0
Simple Assault	16	7	5	1
Intimidation	10	0	0	0
Stalking	0	0	0	0
Crimes Against Property				
Arson	1	0	0	0
Bribery	0	0	0	0
Burglary	18	2	4	0
Counterfeiting/Forgery	1	0	0	0
Destruction/Damage/Vandalism	18	0	0	0
Embezzlement	1	0	0	0
Extortion/Blackmail	0	0	0	0
Fraud - False Pretenses	0	0	0	0
Fraud - Credit Card/ATM	0	0	0	0
Fraud - Impersonation	0	0	0	0
Fraud - Welfare	0	0	0	0
Fraud - Wire	0	0	0	0
Motor Vehicle Theft	1	0	0	0
Robbery	2	1	1	0
Stolen Property Offense	0	0	0	0
Theft - Pocket Picking	0	0	0	0
Theft - Purse Snatching	0	0	0	0
Theft - Shoplifting	3	2	2	0
Theft from Building	16	0	0	0
Theft from Coin Machine	1	0	0	0
Theft from Motor Vehicle	7	0	0	0
Theft of Motor Vehicle Parts	4	0	0	0
Theft - All Other Larceny	15	1	0	0
Crimes Against Society				
Drug/Narcotic Violations	1	1	1	0
Drug/Narcotic Equipment Violations	2	1	0	0
Gambling-Betting/Wagering	0	0	0	0
Gambling-Operating/Promoting	0	0	0	0
Gambling-Equipment Violation	0	0	0	0
Gambling-Sports Tampering	0	0	0	0
Pornography/Obscene Materials	0	0	0	0
Prostitution	0	0	0	0
Prostitution-Assisting/Promoting	0	0	0	0
Weapon Law Violations	1	1	1	0
Total Group A Offenses	127	21	19	1



Wartburg Police Department

2002 Population Estimate 879

Offense Overview

Offense Total 1
 Number Cleared 0
 Percent Cleared 0.0%

Group A Crimes per 100,000 population 113.8

Arrest Overview

Total Arrests 4
 Adult Arrests 4
 Juvenile Arrests 0
 Unknown Age 0

Arrests per 100,000 population 455.1

Avg. number offenses/incident 1.00

Domestic Violence Victims

Offense	Total	Arrests
Murder	0	0
Aggravated Assault	0	0
Simple Assault	0	0
Intimidation	0	0
Stalking	0	0
Forcible Rape	0	0
Forcible Sodomy	0	0
Sexual Assault w/Object	0	0
Forcible Fondling	0	0
Incest	0	0
Statutory Rape	0	0
Kidnapping/Abduction	0	0
Total	0	0

TIBRS Group B Arrests

Offense	Adult	Juvenile
Bad Checks	0	0
Curfew/Vagrancy	0	0
Disorderly Conduct	0	0
DUI	1	0
Drunkenness	3	0
Family-Non Violent	0	0
Liquor Law Violation	0	0
Peeping Tom	0	0
Runaway	0	0
Trespass	0	0
All Other Offense	0	0
Total Group B	4	0

TIBRS Group A Offenses	Offenses		Arrests	
	Reported	Cleared	Adult	Juvenile
Crimes Against Persons				
Murder	0	0	0	0
Negligent Manslaughter	0	0	0	0
Kidnapping/Abduction	0	0	0	0
Forcible Rape	0	0	0	0
Forcible Sodomy	0	0	0	0
Sexual Assault w/Object	0	0	0	0
Forcible Fondling	0	0	0	0
Incest	0	0	0	0
Statutory Rape	0	0	0	0
Aggravated Assault	0	0	0	0
Simple Assault	0	0	0	0
Intimidation	0	0	0	0
Stalking	0	0	0	0
Crimes Against Property				
Arson	0	0	0	0
Bribery	0	0	0	0
Burglary	0	0	0	0
Counterfeiting/Forgery	0	0	0	0
Destruction/Damage/Vandalism	0	0	0	0
Embezzlement	0	0	0	0
Extortion/Blackmail	0	0	0	0
Fraud - False Pretenses	0	0	0	0
Fraud - Credit Card/ATM	0	0	0	0
Fraud - Impersonation	0	0	0	0
Fraud - Welfare	0	0	0	0
Fraud - Wire	0	0	0	0
Motor Vehicle Theft	0	0	0	0
Robbery	0	0	0	0
Stolen Property Offense	0	0	0	0
Theft - Pocket Picking	0	0	0	0
Theft - Purse Snatching	0	0	0	0
Theft - Shoplifting	0	0	0	0
Theft from Building	0	0	0	0
Theft from Coin Machine	0	0	0	0
Theft from Motor Vehicle	1	0	0	0
Theft of Motor Vehicle Parts	0	0	0	0
Theft - All Other Larceny	0	0	0	0
Crimes Against Society				
Drug/Narcotic Violations	0	0	0	0
Drug/Narcotic Equipment Violations	0	0	0	0
Gambling-Betting/Wagering	0	0	0	0
Gambling-Operating/Promoting	0	0	0	0
Gambling-Equipment Violation	0	0	0	0
Gambling-Sports Tampering	0	0	0	0
Pornography/Obscene Materials	0	0	0	0
Prostitution	0	0	0	0
Prostitution-Assisting/Promoting	0	0	0	0
Weapon Law Violations	0	0	0	0
Total Group A Offenses	1	0	0	0



Wartrace Police Department

2002 Population Estimate 559

Offense Overview

Offense Total 12
Number Cleared 6
Percent Cleared 50.0%

Group A Crimes per 100,000 population 2,146.7

Arrest Overview

Total Arrests 6
Adult Arrests 6
Juvenile Arrests 0
Unknown Age 0

Arrests per 100,000 population 1,073.3

Avg. number offenses/incident 1.20

Domestic Violence Victims

Offense	Total	Arrests
Murder	0	0
Aggravated Assault	0	0
Simple Assault	1	1
Intimidation	0	0
Stalking	0	0
Forcible Rape	0	0
Forcible Sodomy	0	0
Sexual Assault w/Object	0	0
Forcible Fondling	0	0
Incest	0	0
Statutory Rape	0	0
Kidnapping/Abduction	0	0
Total	1	1

TIBRS Group B Arrests

Offense	Adult	Juvenile
Bad Checks	0	0
Curfew/Vagrancy	0	0
Disorderly Conduct	0	0
DUI	1	0
Drunkenness	0	0
Family-Non Violent	0	0
Liquor Law Violation	0	0
Peeping Tom	0	0
Runaway	0	0
Trespass	0	0
All Other Offense	1	0
Total Group B	2	0

TIBRS Group A Offenses	Offenses		Arrests	
	Reported	Cleared	Adult	Juvenile
Crimes Against Persons				
Murder	0	0	0	0
Negligent Manslaughter	0	0	0	0
Kidnapping/Abduction	0	0	0	0
Forcible Rape	0	0	0	0
Forcible Sodomy	0	0	0	0
Sexual Assault w/Object	0	0	0	0
Forcible Fondling	0	0	0	0
Incest	0	0	0	0
Statutory Rape	0	0	0	0
Aggravated Assault	0	0	0	0
Simple Assault	2	1	1	0
Intimidation	0	0	0	0
Stalking	0	0	0	0
Crimes Against Property				
Arson	0	0	0	0
Bribery	0	0	0	0
Burglary	1	0	0	0
Counterfeiting/Forgery	0	0	0	0
Destruction/Damage/Vandalism	2	0	0	0
Embezzlement	0	0	0	0
Extortion/Blackmail	0	0	0	0
Fraud - False Pretenses	0	0	0	0
Fraud - Credit Card/ATM	0	0	0	0
Fraud - Impersonation	0	0	0	0
Fraud - Welfare	0	0	0	0
Fraud - Wire	0	0	0	0
Motor Vehicle Theft	0	0	0	0
Robbery	0	0	0	0
Stolen Property Offense	0	0	0	0
Theft - Pocket Picking	0	0	0	0
Theft - Purse Snatching	0	0	0	0
Theft - Shoplifting	0	0	0	0
Theft from Building	1	0	0	0
Theft from Coin Machine	0	0	0	0
Theft from Motor Vehicle	1	0	0	0
Theft of Motor Vehicle Parts	0	0	0	0
Theft - All Other Larceny	0	0	0	0
Crimes Against Society				
Drug/Narcotic Violations	3	3	2	0
Drug/Narcotic Equipment Violations	1	1	0	0
Gambling-Betting/Wagering	0	0	0	0
Gambling-Operating/Promoting	0	0	0	0
Gambling-Equipment Violation	0	0	0	0
Gambling-Sports Tampering	0	0	0	0
Pornography/Obscene Materials	0	0	0	0
Prostitution	0	0	0	0
Prostitution-Assisting/Promoting	0	0	0	0
Weapon Law Violations	1	1	1	0
Total Group A Offenses	12	6	4	0



Watauga Police Department

2002 Population Estimate **418**

Offense Overview

Offense Total 1
 Number Cleared 0
 Percent Cleared 0.0%

Group A Crimes per 100,000
 population 239.2

Arrest Overview

Total Arrests 0
 Adult Arrests 0
 Juvenile Arrests 0
 Unknown Age 0

Arrests per 100,000 population 0.0

Avg. number offenses/incident 1.00

Domestic Violence Victims

Offense	Total	Arrests
Murder	0	0
Aggravated Assault	0	0
Simple Assault	0	0
Intimidation	0	0
Stalking	0	0
Forcible Rape	0	0
Forcible Sodomy	0	0
Sexual Assault w/Object	0	0
Forcible Fondling	0	0
Incest	0	0
Statutory Rape	0	0
Kidnapping/Abduction	0	0
Total	0	0

TIBRS Group B Arrests

Offense	Adult	Juvenile
Bad Checks	0	0
Curfew/Vagrancy	0	0
Disorderly Conduct	0	0
DUI	0	0
Drunkenness	0	0
Family-Non Violent	0	0
Liquor Law Violation	0	0
Peeping Tom	0	0
Runaway	0	0
Trespass	0	0
All Other Offense	0	0
Total Group B	0	0

TIBRS Group A Offenses	Offenses		Arrests	
	Reported	Cleared	Adult	Juvenile
Crimes Against Persons				
Murder	0	0	0	0
Negligent Manslaughter	0	0	0	0
Kidnapping/Abduction	0	0	0	0
Forcible Rape	0	0	0	0
Forcible Sodomy	0	0	0	0
Sexual Assault w/Object	0	0	0	0
Forcible Fondling	0	0	0	0
Incest	0	0	0	0
Statutory Rape	0	0	0	0
Aggravated Assault	0	0	0	0
Simple Assault	0	0	0	0
Intimidation	0	0	0	0
Stalking	0	0	0	0
Crimes Against Property				
Arson	0	0	0	0
Bribery	0	0	0	0
Burglary	0	0	0	0
Counterfeiting/Forgery	0	0	0	0
Destruction/Damage/Vandalism	0	0	0	0
Embezzlement	0	0	0	0
Extortion/Blackmail	0	0	0	0
Fraud - False Pretenses	0	0	0	0
Fraud - Credit Card/ATM	0	0	0	0
Fraud - Impersonation	0	0	0	0
Fraud - Welfare	0	0	0	0
Fraud - Wire	0	0	0	0
Motor Vehicle Theft	0	0	0	0
Robbery	0	0	0	0
Stolen Property Offense	0	0	0	0
Theft - Pocket Picking	0	0	0	0
Theft - Purse Snatching	0	0	0	0
Theft - Shoplifting	0	0	0	0
Theft from Building	0	0	0	0
Theft from Coin Machine	0	0	0	0
Theft from Motor Vehicle	0	0	0	0
Theft of Motor Vehicle Parts	0	0	0	0
Theft - All Other Larceny	1	0	0	0
Crimes Against Society				
Drug/Narcotic Violations	0	0	0	0
Drug/Narcotic Equipment Violations	0	0	0	0
Gambling-Betting/Wagering	0	0	0	0
Gambling-Operating/Promoting	0	0	0	0
Gambling-Equipment Violation	0	0	0	0
Gambling-Sports Tampering	0	0	0	0
Pornography/Obscene Materials	0	0	0	0
Prostitution	0	0	0	0
Prostitution-Assisting/Promoting	0	0	0	0
Weapon Law Violations	0	0	0	0
Total Group A Offenses	1	0	0	0



Watertown Police Department

2002 Population Estimate 1,379

Offense Overview

Offense Total 124
 Number Cleared 17
 Percent Cleared 13.7%

Group A Crimes per 100,000
 population 8,992.0

Arrest Overview

Total Arrests 24
 Adult Arrests 20
 Juvenile Arrests 2
 Unknown Age 2

Arrests per 100,000 population 1,740.4

Avg. number offenses/incident 1.11

Domestic Violence Victims

Offense	Total	Arrests
Murder	0	0
Aggravated Assault	1	0
Simple Assault	5	1
Intimidation	4	0
Stalking	0	0
Forcible Rape	0	0
Forcible Sodomy	0	0
Sexual Assault w/Object	0	0
Forcible Fondling	0	0
Incest	0	0
Statutory Rape	0	0
Kidnapping/Abduction	0	0
Total	10	1

TIBRS Group B Arrests

Offense	Adult	Juvenile
Bad Checks	0	0
Curfew/Vagrancy	0	0
Disorderly Conduct	0	0
DUI	7	0
Drunkenness	2	0
Family-Non Violent	0	0
Liquor Law Violation	0	0
Peeping Tom	0	0
Runaway	0	0
Trespass	0	0
All Other Offense	0	0
Total Group B	9	0

TIBRS Group A Offenses	Offenses		Arrests	
	Reported	Cleared	Adult	Juvenile
Crimes Against Persons				
Murder	0	0	0	0
Negligent Manslaughter	0	0	0	0
Kidnapping/Abduction	1	1	1	0
Forcible Rape	0	0	0	0
Forcible Sodomy	0	0	0	0
Sexual Assault w/Object	0	0	0	0
Forcible Fondling	0	0	0	0
Incest	0	0	0	0
Statutory Rape	0	0	0	0
Aggravated Assault	6	2	1	0
Simple Assault	23	1	2	0
Intimidation	27	3	0	0
Stalking	0	0	0	0
Crimes Against Property				
Arson	0	0	0	0
Bribery	0	0	0	0
Burglary	11	1	1	0
Counterfeiting/Forgery	0	0	0	0
Destruction/Damage/Vandalism	19	2	0	1
Embezzlement	0	0	0	0
Extortion/Blackmail	1	0	0	0
Fraud - False Pretenses	0	0	0	0
Fraud - Credit Card/ATM	0	0	0	0
Fraud - Impersonation	2	0	0	0
Fraud - Welfare	0	0	0	0
Fraud - Wire	0	0	0	0
Motor Vehicle Theft	2	0	0	0
Robbery	0	0	0	0
Stolen Property Offense	0	0	0	0
Theft - Pocket Picking	0	0	0	0
Theft - Purse Snatching	0	0	0	0
Theft - Shoplifting	0	0	0	0
Theft from Building	7	0	0	0
Theft from Coin Machine	0	0	0	0
Theft from Motor Vehicle	3	0	0	0
Theft of Motor Vehicle Parts	2	0	0	0
Theft - All Other Larceny	7	0	0	0
Crimes Against Society				
Drug/Narcotic Violations	11	7	6	1
Drug/Narcotic Equipment Violations	2	0	0	0
Gambling-Betting/Wagering	0	0	0	0
Gambling-Operating/Promoting	0	0	0	0
Gambling-Equipment Violation	0	0	0	0
Gambling-Sports Tampering	0	0	0	0
Pornography/Obscene Materials	0	0	0	0
Prostitution	0	0	0	0
Prostitution-Assisting/Promoting	0	0	0	0
Weapon Law Violations	0	0	0	0
Total Group A Offenses	124	17	11	2



Waverly Police Department

2002 Population Estimate 4,014

Offense Overview

Offense Total 581
Number Cleared 396
Percent Cleared 68.2%

Group A Crimes per 100,000 population 14,474.3

Arrest Overview

Total Arrests 438
Adult Arrests 402
Juvenile Arrests 36
Unknown Age 0

Arrests per 100,000 population 10,911.8

Avg. number offenses/incident 1.42

Domestic Violence Victims

Offense	Total	Arrests
Murder	0	0
Aggravated Assault	3	3
Simple Assault	25	19
Intimidation	6	2
Stalking	0	0
Forcible Rape	0	0
Forcible Sodomy	0	0
Sexual Assault w/Object	0	0
Forcible Fondling	1	0
Incest	0	0
Statutory Rape	0	0
Kidnapping/Abduction	0	0
Total	35	24

TIBRS Group B Arrests

Offense	Adult	Juvenile
Bad Checks	0	0
Curfew/Vagrancy	0	0
Disorderly Conduct	5	2
DUI	36	1
Drunkenness	19	0
Family-Non Violent	3	0
Liquor Law Violation	82	13
Peeping Tom	0	0
Runaway	0	0
Trespass	5	0
All Other Offense	8	0
Total Group B	158	16

TIBRS Group A Offenses	Offenses		Arrests	
	Reported	Cleared	Adult	Juvenile
Crimes Against Persons				
Murder	0	0	0	0
Negligent Manslaughter	0	0	0	0
Kidnapping/Abduction	0	0	0	0
Forcible Rape	0	0	0	0
Forcible Sodomy	2	1	0	0
Sexual Assault w/Object	0	0	0	0
Forcible Fondling	3	1	1	0
Incest	0	0	0	0
Statutory Rape	2	0	0	0
Aggravated Assault	10	9	7	0
Simple Assault	51	44	32	3
Intimidation	13	10	5	1
Stalking	2	0	0	0
Crimes Against Property				
Arson	1	0	0	0
Bribery	0	0	0	0
Burglary	27	6	5	1
Counterfeiting/Forgery	53	20	7	0
Destruction/Damage/Vandalism	23	3	1	4
Embezzlement	1	0	0	0
Extortion/Blackmail	0	0	0	0
Fraud - False Pretenses	50	19	1	0
Fraud - Credit Card/ATM	1	1	1	0
Fraud - Impersonation	1	1	1	0
Fraud - Welfare	0	0	0	0
Fraud - Wire	0	0	0	0
Motor Vehicle Theft	9	3	1	1
Robbery	1	1	1	0
Stolen Property Offense	1	0	0	0
Theft - Pocket Picking	0	0	0	0
Theft - Purse Snatching	0	0	0	0
Theft - Shoplifting	10	7	6	3
Theft from Building	11	1	1	0
Theft from Coin Machine	2	1	0	0
Theft from Motor Vehicle	5	1	0	0
Theft of Motor Vehicle Parts	9	2	1	1
Theft - All Other Larceny	9	3	1	0
Crimes Against Society				
Drug/Narcotic Violations	160	141	139	5
Drug/Narcotic Equipment Violations	120	118	31	1
Gambling-Betting/Wagering	0	0	0	0
Gambling-Operating/Promoting	0	0	0	0
Gambling-Equipment Violation	0	0	0	0
Gambling-Sports Tampering	0	0	0	0
Pornography/Obscene Materials	1	0	0	0
Prostitution	0	0	0	0
Prostitution-Assisting/Promoting	0	0	0	0
Weapon Law Violations	3	3	2	0
Total Group A Offenses	581	396	244	20



Waynesboro Police Department

2002 Population Estimate 2,188

Offense Overview

Offense Total 200
Number Cleared 153
Percent Cleared 76.5%

Group A Crimes per 100,000 population 9,140.8

Arrest Overview

Total Arrests 228
Adult Arrests 210
Juvenile Arrests 18
Unknown Age 0

Arrests per 100,000 population 10,420.5

Avg. number offenses/incident 1.20

Domestic Violence Victims

Offense	Total	Arrests
Murder	0	0
Aggravated Assault	4	4
Simple Assault	11	6
Intimidation	3	0
Stalking	0	0
Forcible Rape	0	0
Forcible Sodomy	0	0
Sexual Assault w/Object	0	0
Forcible Fondling	1	0
Incest	0	0
Statutory Rape	0	0
Kidnapping/Abduction	0	0
Total	19	10

TIBRS Group B Arrests

Offense	Adult	Juvenile
Bad Checks	1	0
Curfew/Vagrancy	0	3
Disorderly Conduct	4	1
DUI	19	0
Drunkenness	12	0
Family-Non Violent	2	0
Liquor Law Violation	1	0
Peeping Tom	0	0
Runaway	0	0
Trespass	0	0
All Other Offense	93	1
Total Group B	132	5

TIBRS Group A Offenses	Offenses		Arrests	
	Reported	Cleared	Adult	Juvenile
Crimes Against Persons				
Murder	0	0	0	0
Negligent Manslaughter	0	0	0	0
Kidnapping/Abduction	1	0	0	0
Forcible Rape	0	0	0	0
Forcible Sodomy	0	0	0	0
Sexual Assault w/Object	0	0	0	0
Forcible Fondling	1	1	0	0
Incest	0	0	0	0
Statutory Rape	0	0	0	0
Aggravated Assault	9	9	9	0
Simple Assault	22	22	13	1
Intimidation	8	8	1	0
Stalking	1	1	0	0
Crimes Against Property				
Arson	0	0	0	0
Bribery	0	0	0	0
Burglary	12	6	2	2
Counterfeiting/Forgery	18	16	13	0
Destruction/Damage/Vandalism	31	11	2	0
Embezzlement	0	0	0	0
Extortion/Blackmail	0	0	0	0
Fraud - False Pretenses	7	5	1	0
Fraud - Credit Card/ATM	0	0	0	0
Fraud - Impersonation	1	1	1	0
Fraud - Welfare	0	0	0	0
Fraud - Wire	0	0	0	0
Motor Vehicle Theft	4	0	0	0
Robbery	0	0	0	0
Stolen Property Offense	0	0	0	0
Theft - Pocket Picking	0	0	0	0
Theft - Purse Snatching	0	0	0	0
Theft - Shoplifting	5	4	3	0
Theft from Building	12	8	3	1
Theft from Coin Machine	1	0	0	0
Theft from Motor Vehicle	1	0	0	0
Theft of Motor Vehicle Parts	2	0	0	0
Theft - All Other Larceny	5	2	0	0
Crimes Against Society				
Drug/Narcotic Violations	42	42	29	8
Drug/Narcotic Equipment Violations	16	16	1	1
Gambling-Betting/Wagering	0	0	0	0
Gambling-Operating/Promoting	0	0	0	0
Gambling-Equipment Violation	0	0	0	0
Gambling-Sports Tampering	0	0	0	0
Pornography/Obscene Materials	0	0	0	0
Prostitution	0	0	0	0
Prostitution-Assisting/Promoting	0	0	0	0
Weapon Law Violations	1	1	0	0
Total Group A Offenses	200	153	78	13



Westmoreland Police Department

2002 Population Estimate **2,115**

Offense Overview

Offense Total 193
 Number Cleared 81
 Percent Cleared 42.0%

Group A Crimes per 100,000
 population 9,125.3

Arrest Overview

Total Arrests 124
 Adult Arrests 112
 Juvenile Arrests 9
 Unknown Age 3

Arrests per 100,000 population 5,862.9

Avg. number offenses/incident 1.11

Domestic Violence Victims

Offense	Total	Arrests
Murder	0	0
Aggravated Assault	0	0
Simple Assault	4	4
Intimidation	0	0
Stalking	0	0
Forcible Rape	0	0
Forcible Sodomy	0	0
Sexual Assault w/Object	0	0
Forcible Fondling	0	0
Incest	0	0
Statutory Rape	0	0
Kidnapping/Abduction	0	0
Total	4	4

TIBRS Group B Arrests

Offense	Adult	Juvenile
Bad Checks	0	0
Curfew/Vagrancy	0	0
Disorderly Conduct	5	4
DUI	24	0
Drunkenness	20	0
Family-Non Violent	0	0
Liquor Law Violation	3	0
Peeping Tom	0	0
Runaway	0	0
Trespass	0	0
All Other Offense	2	0
Total Group B	54	4

TIBRS Group A Offenses	Offenses		Arrests	
	Reported	Cleared	Adult	Juvenile
Crimes Against Persons				
Murder	0	0	0	0
Negligent Manslaughter	0	0	0	0
Kidnapping/Abduction	0	0	0	0
Forcible Rape	0	0	0	0
Forcible Sodomy	0	0	0	0
Sexual Assault w/Object	0	0	0	0
Forcible Fondling	0	0	0	0
Incest	0	0	0	0
Statutory Rape	0	0	0	0
Aggravated Assault	16	15	6	0
Simple Assault	24	11	12	0
Intimidation	23	3	1	2
Stalking	0	0	0	0
Crimes Against Property				
Arson	2	0	0	0
Bribery	0	0	0	0
Burglary	15	5	5	0
Counterfeiting/Forgery	5	3	3	0
Destruction/Damage/Vandalism	33	4	1	1
Embezzlement	0	0	0	0
Extortion/Blackmail	0	0	0	0
Fraud - False Pretenses	2	1	1	0
Fraud - Credit Card/ATM	0	0	0	0
Fraud - Impersonation	0	0	0	0
Fraud - Welfare	0	0	0	0
Fraud - Wire	0	0	0	0
Motor Vehicle Theft	7	2	1	0
Robbery	0	0	0	0
Stolen Property Offense	0	0	0	0
Theft - Pocket Picking	1	0	0	0
Theft - Purse Snatching	0	0	0	0
Theft - Shoplifting	1	1	1	0
Theft from Building	1	0	0	0
Theft from Coin Machine	0	0	0	0
Theft from Motor Vehicle	7	0	0	0
Theft of Motor Vehicle Parts	0	0	0	0
Theft - All Other Larceny	22	3	3	0
Crimes Against Society				
Drug/Narcotic Violations	21	20	17	1
Drug/Narcotic Equipment Violations	9	9	5	1
Gambling-Betting/Wagering	0	0	0	0
Gambling-Operating/Promoting	0	0	0	0
Gambling-Equipment Violation	0	0	0	0
Gambling-Sports Tampering	0	0	0	0
Pornography/Obscene Materials	0	0	0	0
Prostitution	0	0	0	0
Prostitution-Assisting/Promoting	0	0	0	0
Weapon Law Violations	4	4	2	0
Total Group A Offenses	193	81	58	5



White Bluff Police Department

2002 Population Estimate 2,203

Offense Overview

Offense Total 86
Number Cleared 18
Percent Cleared 20.9%

Group A Crimes per 100,000 population 3,903.8

Arrest Overview

Total Arrests 41
Adult Arrests 40
Juvenile Arrests 1
Unknown Age 0

Arrests per 100,000 population 1,861.1

Avg. number offenses/incident 1.01

Domestic Violence Victims

Offense	Total	Arrests
Murder	0	0
Aggravated Assault	1	1
Simple Assault	9	9
Intimidation	2	0
Stalking	0	0
Forcible Rape	0	0
Forcible Sodomy	0	0
Sexual Assault w/Object	0	0
Forcible Fondling	0	0
Incest	0	0
Statutory Rape	0	0
Kidnapping/Abduction	0	0
Total	12	10

TIBRS Group B Arrests

Offense	Adult	Juvenile
Bad Checks	2	0
Curfew/Vagrancy	0	0
Disorderly Conduct	0	0
DUI	5	0
Drunkenness	2	0
Family-Non Violent	0	0
Liquor Law Violation	0	0
Peeping Tom	0	0
Runaway	0	0
Trespass	1	0
All Other Offense	12	0
Total Group B	22	0

TIBRS Group A Offenses	Offenses		Arrests	
	Reported	Cleared	Adult	Juvenile
Crimes Against Persons				
Murder	0	0	0	0
Negligent Manslaughter	0	0	0	0
Kidnapping/Abduction	0	0	0	0
Forcible Rape	0	0	0	0
Forcible Sodomy	0	0	0	0
Sexual Assault w/Object	0	0	0	0
Forcible Fondling	0	0	0	0
Incest	0	0	0	0
Statutory Rape	0	0	0	0
Aggravated Assault	1	1	1	0
Simple Assault	19	13	13	1
Intimidation	9	1	1	0
Stalking	0	0	0	0
Crimes Against Property				
Arson	0	0	0	0
Bribery	0	0	0	0
Burglary	5	0	0	0
Counterfeiting/Forgery	5	1	1	0
Destruction/Damage/Vandalism	8	0	0	0
Embezzlement	1	0	0	0
Extortion/Blackmail	0	0	0	0
Fraud - False Pretenses	0	0	0	0
Fraud - Credit Card/ATM	0	0	0	0
Fraud - Impersonation	0	0	0	0
Fraud - Welfare	0	0	0	0
Fraud - Wire	0	0	0	0
Motor Vehicle Theft	1	1	1	0
Robbery	0	0	0	0
Stolen Property Offense	0	0	0	0
Theft - Pocket Picking	0	0	0	0
Theft - Purse Snatching	0	0	0	0
Theft - Shoplifting	2	0	0	0
Theft from Building	1	0	0	0
Theft from Coin Machine	2	0	0	0
Theft from Motor Vehicle	7	0	0	0
Theft of Motor Vehicle Parts	24	0	0	0
Theft - All Other Larceny	0	0	0	0
Crimes Against Society				
Drug/Narcotic Violations	1	1	1	0
Drug/Narcotic Equipment Violations	0	0	0	0
Gambling-Betting/Wagering	0	0	0	0
Gambling-Operating/Promoting	0	0	0	0
Gambling-Equipment Violation	0	0	0	0
Gambling-Sports Tampering	0	0	0	0
Pornography/Obscene Materials	0	0	0	0
Prostitution	0	0	0	0
Prostitution-Assisting/Promoting	0	0	0	0
Weapon Law Violations	0	0	0	0
Total Group A Offenses	86	18	18	1



White House Police Department

2002 Population Estimate **7,958**

Offense Overview

Offense Total 862
 Number Cleared 603
 Percent Cleared 70.0%

Group A Crimes per 100,000
 population 10,831.9

Arrest Overview

Total Arrests 762
 Adult Arrests 634
 Juvenile Arrests 128
 Unknown Age 0

Arrests per 100,000 population 9,575.3

Avg. number offenses/incident 1.40

Domestic Violence Victims

Offense	Total	Arrests
Murder	0	0
Aggravated Assault	3	3
Simple Assault	31	23
Intimidation	14	5
Stalking	0	0
Forcible Rape	1	0
Forcible Sodomy	0	0
Sexual Assault w/Object	0	0
Forcible Fondling	1	1
Incest	0	0
Statutory Rape	0	0
Kidnapping/Abduction	1	0
Total	51	32

TIBRS Group B Arrests

Offense	Adult	Juvenile
Bad Checks	0	0
Curfew/Vagrancy	0	2
Disorderly Conduct	3	6
DUI	93	4
Drunkenness	18	0
Family-Non Violent	1	2
Liquor Law Violation	53	30
Peeping Tom	1	0
Runaway	0	4
Trespass	1	5
All Other Offense	47	5
Total Group B	217	58

TIBRS Group A Offenses	Offenses		Arrests	
	Reported	Cleared	Adult	Juvenile
Crimes Against Persons				
Murder	0	0	0	0
Negligent Manslaughter	0	0	0	0
Kidnapping/Abduction	2	1	1	0
Forcible Rape	4	1	0	0
Forcible Sodomy	0	0	0	0
Sexual Assault w/Object	0	0	0	0
Forcible Fondling	2	1	0	1
Incest	0	0	0	0
Statutory Rape	0	0	0	0
Aggravated Assault	11	6	6	0
Simple Assault	54	39	26	9
Intimidation	36	9	6	1
Stalking	0	0	0	0
Crimes Against Property				
Arson	1	1	0	3
Bribery	0	0	0	0
Burglary	24	4	3	4
Counterfeiting/Forgery	10	4	3	1
Destruction/Damage/Vandalism	65	8	4	0
Embezzlement	0	0	0	0
Extortion/Blackmail	0	0	0	0
Fraud - False Pretenses	8	2	2	0
Fraud - Credit Card/ATM	4	0	0	0
Fraud - Impersonation	20	17	13	0
Fraud - Welfare	0	0	0	0
Fraud - Wire	0	0	0	0
Motor Vehicle Theft	9	7	2	5
Robbery	1	1	1	0
Stolen Property Offense	2	2	1	0
Theft - Pocket Picking	0	0	0	0
Theft - Purse Snatching	0	0	0	0
Theft - Shoplifting	9	4	5	0
Theft from Building	27	3	1	1
Theft from Coin Machine	4	2	2	3
Theft from Motor Vehicle	25	2	2	0
Theft of Motor Vehicle Parts	20	1	0	0
Theft - All Other Larceny	35	2	0	0
Crimes Against Society				
Drug/Narcotic Violations	252	251	296	34
Drug/Narcotic Equipment Violations	218	217	32	7
Gambling-Betting/Wagering	0	0	0	0
Gambling-Operating/Promoting	0	0	0	0
Gambling-Equipment Violation	0	0	0	0
Gambling-Sports Tampering	0	0	0	0
Pornography/Obscene Materials	0	0	0	0
Prostitution	0	0	0	0
Prostitution-Assisting/Promoting	0	0	0	0
Weapon Law Violations	19	18	11	1
Total Group A Offenses	862	603	417	70



White Pine Police Department

2002 Population Estimate 2,018

Offense Overview

Offense Total 242
Number Cleared 52
Percent Cleared 21.5%

Group A Crimes per 100,000 population 11,992.1

Arrest Overview

Total Arrests 90
Adult Arrests 79
Juvenile Arrests 11
Unknown Age 0

Arrests per 100,000 population 4,459.9

Avg. number offenses/incident 1.01

Domestic Violence Victims

Offense	Total	Arrests
Murder	0	0
Aggravated Assault	0	0
Simple Assault	9	9
Intimidation	0	0
Stalking	0	0
Forcible Rape	0	0
Forcible Sodomy	0	0
Sexual Assault w/Object	0	0
Forcible Fondling	0	0
Incest	0	0
Statutory Rape	0	0
Kidnapping/Abduction	0	0
Total	9	9

TIBRS Group B Arrests

Offense	Adult	Juvenile
Bad Checks	2	0
Curfew/Vagrancy	0	0
Disorderly Conduct	2	0
DUI	9	1
Drunkenness	10	0
Family-Non Violent	0	0
Liquor Law Violation	0	0
Peeping Tom	0	0
Runaway	0	0
Trespass	1	0
All Other Offense	3	1
Total Group B	27	2

TIBRS Group A Offenses	Offenses		Arrests	
	Reported	Cleared	Adult	Juvenile
Crimes Against Persons				
Murder	1	0	0	0
Negligent Manslaughter	0	0	0	0
Kidnapping/Abduction	0	0	0	0
Forcible Rape	1	0	0	0
Forcible Sodomy	0	0	0	0
Sexual Assault w/Object	0	0	0	0
Forcible Fondling	2	0	0	0
Incest	0	0	0	0
Statutory Rape	0	0	0	0
Aggravated Assault	2	0	1	0
Simple Assault	25	13	12	1
Intimidation	14	0	0	0
Stalking	2	0	0	0
Crimes Against Property				
Arson	1	0	0	0
Bribery	0	0	0	0
Burglary	9	1	1	2
Counterfeiting/Forgery	3	0	1	0
Destruction/Damage/Vandalism	18	1	0	2
Embezzlement	0	0	0	0
Extortion/Blackmail	0	0	0	0
Fraud - False Pretenses	10	4	1	0
Fraud - Credit Card/ATM	0	0	0	0
Fraud - Impersonation	1	0	1	0
Fraud - Welfare	0	0	0	0
Fraud - Wire	0	0	0	0
Motor Vehicle Theft	8	0	0	0
Robbery	4	1	1	0
Stolen Property Offense	0	0	0	0
Theft - Pocket Picking	0	0	0	0
Theft - Purse Snatching	0	0	0	0
Theft - Shoplifting	17	10	10	0
Theft from Building	17	2	2	0
Theft from Coin Machine	4	0	0	0
Theft from Motor Vehicle	12	1	0	0
Theft of Motor Vehicle Parts	3	0	0	0
Theft - All Other Larceny	74	5	5	0
Crimes Against Society				
Drug/Narcotic Violations	12	12	14	4
Drug/Narcotic Equipment Violations	1	1	2	0
Gambling-Betting/Wagering	0	0	0	0
Gambling-Operating/Promoting	0	0	0	0
Gambling-Equipment Violation	0	0	0	0
Gambling-Sports Tampering	0	0	0	0
Pornography/Obscene Materials	0	0	0	0
Prostitution	1	1	1	0
Prostitution-Assisting/Promoting	0	0	0	0
Weapon Law Violations	0	0	0	0
Total Group A Offenses	242	52	52	9



Whiteville Police Department

2002 Population Estimate 5,975

Offense Overview

Offense Total 117
Number Cleared 68
Percent Cleared 58.1%

Group A Crimes per 100,000 population 1,958.2

Arrest Overview

Total Arrests 81
Adult Arrests 80
Juvenile Arrests 0
Unknown Age 1

Arrests per 100,000 population 1,355.6

Avg. number offenses/incident 1.06

Domestic Violence Victims

Offense	Total	Arrests
Murder	0	0
Aggravated Assault	2	2
Simple Assault	6	4
Intimidation	1	0
Stalking	0	0
Forcible Rape	0	0
Forcible Sodomy	0	0
Sexual Assault w/Object	0	0
Forcible Fondling	0	0
Incest	0	0
Statutory Rape	0	0
Kidnapping/Abduction	0	0
Total	9	6

TIBRS Group B Arrests

Offense	Adult	Juvenile
Bad Checks	0	0
Curfew/Vagrancy	0	0
Disorderly Conduct	1	0
DUI	9	0
Drunkenness	0	0
Family-Non Violent	0	0
Liquor Law Violation	1	0
Peeping Tom	0	0
Runaway	0	0
Trespass	0	0
All Other Offense	0	0
Total Group B	11	0

TIBRS Group A Offenses	Offenses		Arrests	
	Reported	Cleared	Adult	Juvenile
Crimes Against Persons				
Murder	0	0	0	0
Negligent Manslaughter	0	0	0	0
Kidnapping/Abduction	0	0	0	0
Forcible Rape	0	0	0	0
Forcible Sodomy	0	0	0	0
Sexual Assault w/Object	0	0	0	0
Forcible Fondling	1	1	1	0
Incest	0	0	0	0
Statutory Rape	1	1	0	0
Aggravated Assault	13	11	11	0
Simple Assault	20	15	14	0
Intimidation	1	0	0	0
Stalking	0	0	0	0
Crimes Against Property				
Arson	0	0	0	0
Bribery	0	0	0	0
Burglary	13	4	5	0
Counterfeiting/Forgery	3	1	1	0
Destruction/Damage/Vandalism	8	2	2	0
Embezzlement	0	0	0	0
Extortion/Blackmail	0	0	0	0
Fraud - False Pretenses	1	0	0	0
Fraud - Credit Card/ATM	0	0	0	0
Fraud - Impersonation	0	0	0	0
Fraud - Welfare	0	0	0	0
Fraud - Wire	0	0	0	0
Motor Vehicle Theft	1	0	0	0
Robbery	0	0	0	0
Stolen Property Offense	0	0	0	0
Theft - Pocket Picking	0	0	0	0
Theft - Purse Snatching	0	0	0	0
Theft - Shoplifting	2	0	0	0
Theft from Building	1	1	1	0
Theft from Coin Machine	3	1	0	0
Theft from Motor Vehicle	1	0	0	0
Theft of Motor Vehicle Parts	6	0	0	0
Theft - All Other Larceny	12	1	1	0
Crimes Against Society				
Drug/Narcotic Violations	24	24	28	0
Drug/Narcotic Equipment Violations	3	3	2	0
Gambling-Betting/Wagering	0	0	0	0
Gambling-Operating/Promoting	0	0	0	0
Gambling-Equipment Violation	0	0	0	0
Gambling-Sports Tampering	0	0	0	0
Pornography/Obscene Materials	0	0	0	0
Prostitution	0	0	0	0
Prostitution-Assisting/Promoting	0	0	0	0
Weapon Law Violations	3	3	3	0
Total Group A Offenses	117	68	69	0



Whitwell Police Department

2002 Population Estimate 1,634

Offense Overview

Offense Total 256
Number Cleared 152
Percent Cleared 59.4%

Group A Crimes per 100,000 population 15,667.1

Arrest Overview

Total Arrests 183
Adult Arrests 168
Juvenile Arrests 15
Unknown Age 0

Arrests per 100,000 population 11,199.5

Avg. number offenses/incident 1.17

Domestic Violence Victims

Offense	Total	Arrests
Murder	0	0
Aggravated Assault	7	4
Simple Assault	7	4
Intimidation	0	0
Stalking	0	0
Forcible Rape	0	0
Forcible Sodomy	0	0
Sexual Assault w/Object	0	0
Forcible Fondling	0	0
Incest	0	0
Statutory Rape	0	0
Kidnapping/Abduction	0	0
Total	14	8

TIBRS Group B Arrests

Offense	Adult	Juvenile
Bad Checks	15	0
Curfew/Vagrancy	0	0
Disorderly Conduct	6	1
DUI	35	1
Drunkenness	40	0
Family-Non Violent	0	0
Liquor Law Violation	22	7
Peeping Tom	0	0
Runaway	0	0
Trespass	0	0
All Other Offense	15	2
Total Group B	133	11

TIBRS Group A Offenses	Offenses		Arrests	
	Reported	Cleared	Adult	Juvenile
Crimes Against Persons				
Murder	0	0	0	0
Negligent Manslaughter	0	0	0	0
Kidnapping/Abduction	0	0	0	0
Forcible Rape	0	0	0	0
Forcible Sodomy	0	0	0	0
Sexual Assault w/Object	0	0	0	0
Forcible Fondling	0	0	0	0
Incest	0	0	0	0
Statutory Rape	0	0	0	0
Aggravated Assault	14	12	5	1
Simple Assault	18	10	6	0
Intimidation	7	2	0	0
Stalking	4	1	1	0
Crimes Against Property				
Arson	1	0	0	0
Bribery	0	0	0	0
Burglary	33	5	1	0
Counterfeiting/Forgery	7	2	0	0
Destruction/Damage/Vandalism	22	9	3	0
Embezzlement	0	0	0	0
Extortion/Blackmail	0	0	0	0
Fraud - False Pretenses	6	1	0	0
Fraud - Credit Card/ATM	0	0	0	0
Fraud - Impersonation	0	0	0	0
Fraud - Welfare	0	0	0	0
Fraud - Wire	0	0	0	0
Motor Vehicle Theft	12	4	2	0
Robbery	0	0	0	0
Stolen Property Offense	3	3	1	0
Theft - Pocket Picking	0	0	0	0
Theft - Purse Snatching	0	0	0	0
Theft - Shoplifting	6	3	1	0
Theft from Building	4	3	3	0
Theft from Coin Machine	3	0	0	0
Theft from Motor Vehicle	6	1	0	0
Theft of Motor Vehicle Parts	4	0	0	0
Theft - All Other Larceny	14	4	0	0
Crimes Against Society				
Drug/Narcotic Violations	48	48	7	3
Drug/Narcotic Equipment Violations	34	34	3	0
Gambling-Betting/Wagering	0	0	0	0
Gambling-Operating/Promoting	0	0	0	0
Gambling-Equipment Violation	0	0	0	0
Gambling-Sports Tampering	0	0	0	0
Pornography/Obscene Materials	0	0	0	0
Prostitution	0	0	0	0
Prostitution-Assisting/Promoting	0	0	0	0
Weapon Law Violations	10	10	2	0
Total Group A Offenses	256	152	35	4



Winchester Police Department

2002 Population Estimate 7,512

Offense Overview

Offense Total 1,289
Number Cleared 653
Percent Cleared 50.7%

Group A Crimes per 100,000 population 17,159.2

Arrest Overview

Total Arrests 852
Adult Arrests 765
Juvenile Arrests 87
Unknown Age 0

Arrests per 100,000 population 11,341.9

Avg. number offenses/incident 1.19

Domestic Violence Victims

Offense	Total	Arrests
Murder	0	0
Aggravated Assault	22	14
Simple Assault	69	47
Intimidation	16	3
Stalking	0	0
Forcible Rape	1	1
Forcible Sodomy	1	0
Sexual Assault w/Object	0	0
Forcible Fondling	0	0
Incest	0	0
Statutory Rape	0	0
Kidnapping/Abduction	0	0
Total	109	65

TIBRS Group B Arrests

Offense	Adult	Juvenile
Bad Checks	24	0
Curfew/Vagrancy	0	18
Disorderly Conduct	16	2
DUI	93	0
Drunkenness	77	1
Family-Non Violent	5	0
Liquor Law Violation	28	9
Peeping Tom	0	0
Runaway	0	1
Trespass	16	1
All Other Offense	34	1
Total Group B	293	33

TIBRS Group A Offenses	Offenses		Arrests	
	Reported	Cleared	Adult	Juvenile
Crimes Against Persons				
Murder	0	0	0	0
Negligent Manslaughter	0	0	0	0
Kidnapping/Abduction	3	1	0	0
Forcible Rape	2	2	1	1
Forcible Sodomy	2	1	0	0
Sexual Assault w/Object	0	0	0	0
Forcible Fondling	5	3	3	0
Incest	0	0	0	0
Statutory Rape	4	1	1	0
Aggravated Assault	68	41	32	1
Simple Assault	151	108	85	6
Intimidation	80	17	6	0
Stalking	8	3	2	0
Crimes Against Property				
Arson	2	0	0	0
Bribery	0	0	0	0
Burglary	105	19	12	2
Counterfeiting/Forgery	31	8	5	0
Destruction/Damage/Vandalism	144	31	10	9
Embezzlement	7	2	2	0
Extortion/Blackmail	2	1	1	0
Fraud - False Pretenses	35	11	8	0
Fraud - Credit Card/ATM	5	2	1	0
Fraud - Impersonation	10	9	4	0
Fraud - Welfare	0	0	0	0
Fraud - Wire	0	0	0	0
Motor Vehicle Theft	19	7	8	0
Robbery	9	2	3	0
Stolen Property Offense	9	7	7	2
Theft - Pocket Picking	0	0	0	0
Theft - Purse Snatching	0	0	0	0
Theft - Shoplifting	62	53	37	21
Theft from Building	33	12	4	1
Theft from Coin Machine	7	3	1	2
Theft from Motor Vehicle	41	3	3	0
Theft of Motor Vehicle Parts	35	1	1	0
Theft - All Other Larceny	124	22	13	1
Crimes Against Society				
Drug/Narcotic Violations	197	196	196	7
Drug/Narcotic Equipment Violations	69	69	16	1
Gambling-Betting/Wagering	0	0	0	0
Gambling-Operating/Promoting	0	0	0	0
Gambling-Equipment Violation	0	0	0	0
Gambling-Sports Tampering	0	0	0	0
Pornography/Obscene Materials	1	0	0	0
Prostitution	0	0	0	0
Prostitution-Assisting/Promoting	0	0	0	0
Weapon Law Violations	19	18	10	0
Total Group A Offenses	1,289	653	472	54



Winfield Police Department

2002 Population Estimate 938

Offense Overview

Offense Total 75
Number Cleared 50
Percent Cleared 66.7%

Group A Crimes per 100,000 population 7,995.7

Arrest Overview

Total Arrests 68
Adult Arrests 65
Juvenile Arrests 0
Unknown Age 3

Arrests per 100,000 population 7,249.5

Avg. number offenses/incident 1.39

Domestic Violence Victims

Offense	Total	Arrests
Murder	0	0
Aggravated Assault	1	1
Simple Assault	0	0
Intimidation	0	0
Stalking	0	0
Forcible Rape	0	0
Forcible Sodomy	0	0
Sexual Assault w/Object	0	0
Forcible Fondling	0	0
Incest	0	0
Statutory Rape	0	0
Kidnapping/Abduction	0	0
Total	1	1

TIBRS Group B Arrests

Offense	Adult	Juvenile
Bad Checks	3	0
Curfew/Vagrancy	0	0
Disorderly Conduct	1	0
DUI	6	0
Drunkenness	9	0
Family-Non Violent	0	0
Liquor Law Violation	2	0
Peeping Tom	0	0
Runaway	0	0
Trespass	0	0
All Other Offense	9	0
Total Group B	30	0

TIBRS Group A Offenses	Offenses		Arrests	
	Reported	Cleared	Adult	Juvenile
Crimes Against Persons				
Murder	0	0	0	0
Negligent Manslaughter	0	0	0	0
Kidnapping/Abduction	0	0	0	0
Forcible Rape	0	0	0	0
Forcible Sodomy	0	0	0	0
Sexual Assault w/Object	0	0	0	0
Forcible Fondling	0	0	0	0
Incest	0	0	0	0
Statutory Rape	0	0	0	0
Aggravated Assault	2	2	2	0
Simple Assault	4	2	1	0
Intimidation	6	4	3	0
Stalking	0	0	0	0
Crimes Against Property				
Arson	0	0	0	0
Bribery	0	0	0	0
Burglary	6	5	5	0
Counterfeiting/Forgery	3	3	2	0
Destruction/Damage/Vandalism	13	3	2	0
Embezzlement	0	0	0	0
Extortion/Blackmail	0	0	0	0
Fraud - False Pretenses	3	3	0	0
Fraud - Credit Card/ATM	0	0	0	0
Fraud - Impersonation	0	0	0	0
Fraud - Welfare	0	0	0	0
Fraud - Wire	0	0	0	0
Motor Vehicle Theft	1	0	0	0
Robbery	1	1	1	0
Stolen Property Offense	0	0	0	0
Theft - Pocket Picking	0	0	0	0
Theft - Purse Snatching	0	0	0	0
Theft - Shoplifting	0	0	0	0
Theft from Building	4	3	2	0
Theft from Coin Machine	1	0	0	0
Theft from Motor Vehicle	4	3	1	0
Theft of Motor Vehicle Parts	1	1	1	0
Theft - All Other Larceny	7	1	0	0
Crimes Against Society				
Drug/Narcotic Violations	13	13	14	0
Drug/Narcotic Equipment Violations	5	5	1	0
Gambling-Betting/Wagering	0	0	0	0
Gambling-Operating/Promoting	0	0	0	0
Gambling-Equipment Violation	0	0	0	0
Gambling-Sports Tampering	0	0	0	0
Pornography/Obscene Materials	0	0	0	0
Prostitution	0	0	0	0
Prostitution-Assisting/Promoting	0	0	0	0
Weapon Law Violations	1	1	0	0
Total Group A Offenses	75	50	35	0



Woodbury Police Department

2002 Population Estimate **2,459**

Offense Overview

Offense Total 121
 Number Cleared 84
 Percent Cleared 69.42%

Group A Crimes per 100,000
 population 4,920.7

Arrest Overview

Total Arrests 168
 Adult Arrests 142
 Juvenile Arrests 26
 Unknown Age 0

Arrests per 100,000 population 6,832.0

Avg. number offenses/incident 1.17

Domestic Violence Victims

Offense	Total	Arrests
Murder	0	0
Aggravated Assault	0	0
Simple Assault	10	8
Intimidation	1	1
Stalking	0	0
Forcible Rape	0	0
Forcible Sodomy	0	0
Sexual Assault w/Object	0	0
Forcible Fondling	0	0
Incest	0	0
Statutory Rape	0	0
Kidnapping/Abduction	0	0
Total	11	9

TIBRS Group B Arrests

Offense	Adult	Juvenile
Bad Checks	0	0
Curfew/Vagrancy	0	3
Disorderly Conduct	1	1
DUI	48	0
Drunkenness	6	0
Family-Non Violent	0	0
Liquor Law Violation	12	2
Peeping Tom	0	0
Runaway	0	4
Trespass	0	2
All Other Offense	5	4
Total Group B	72	16

TIBRS Group A Offenses	Offenses		Arrests	
	Reported	Cleared	Adult	Juvenile
Crimes Against Persons				
Murder	0	0	0	0
Negligent Manslaughter	0	0	0	0
Kidnapping/Abduction	0	0	0	0
Forcible Rape	0	0	0	0
Forcible Sodomy	0	0	0	0
Sexual Assault w/Object	0	0	0	0
Forcible Fondling	0	0	0	0
Incest	0	0	0	0
Statutory Rape	0	0	0	0
Aggravated Assault	4	4	2	1
Simple Assault	14	10	9	1
Intimidation	1	1	1	0
Stalking	0	0	0	0
Crimes Against Property				
Arson	0	0	0	0
Bribery	0	0	0	0
Burglary	10	4	5	0
Counterfeiting/Forgery	0	0	0	0
Destruction/Damage/Vandalism	13	2	0	4
Embezzlement	0	0	0	0
Extortion/Blackmail	0	0	0	0
Fraud - False Pretenses	0	0	0	0
Fraud - Credit Card/ATM	0	0	0	0
Fraud - Impersonation	0	0	0	0
Fraud - Welfare	0	0	0	0
Fraud - Wire	0	0	0	0
Motor Vehicle Theft	4	1	1	0
Robbery	0	0	0	0
Stolen Property Offense	0	0	0	0
Theft - Pocket Picking	0	0	0	0
Theft - Purse Snatching	0	0	0	0
Theft - Shoplifting	4	3	2	2
Theft from Building	1	0	0	0
Theft from Coin Machine	2	0	0	0
Theft from Motor Vehicle	2	0	0	0
Theft of Motor Vehicle Parts	5	0	0	0
Theft - All Other Larceny	4	2	3	0
Crimes Against Society				
Drug/Narcotic Violations	35	35	35	2
Drug/Narcotic Equipment Violations	16	16	6	0
Gambling-Betting/Wagering	0	0	0	0
Gambling-Operating/Promoting	0	0	0	0
Gambling-Equipment Violation	0	0	0	0
Gambling-Sports Tampering	0	0	0	0
Pornography/Obscene Materials	0	0	0	0
Prostitution	0	0	0	0
Prostitution-Assisting/Promoting	0	0	0	0
Weapon Law Violations	6	6	6	0
Total Group A Offenses	121	84	70	10





OTHER POLICE DEPARTMENTS

2003

Chattanooga Metropolitan Airport Authority

2002 Population Estimate N/A

Offense Overview

Offense Total 3
Number Cleared 0
Percent Cleared 0.0%

Group A Crimes per 100,000 population N/A

Arrest Overview

Total Arrests 0
Adult Arrests 0
Juvenile Arrests 0
Unknown Age 0

Arrests per 100,000 population N/A

Avg. number offenses/incident 1.00

Domestic Violence Victims

Offense	Total	Arrests
Murder	0	0
Aggravated Assault	0	0
Simple Assault	0	0
Intimidation	0	0
Stalking	0	0
Forcible Rape	0	0
Forcible Sodomy	0	0
Sexual Assault w/Object	0	0
Forcible Fondling	0	0
Incest	0	0
Statutory Rape	0	0
Kidnapping/Abduction	0	0
Total	0	0

TIBRS Group B Arrests

Offense	Adult	Juvenile
Bad Checks	0	0
Curfew/Vagrancy	0	0
Disorderly Conduct	0	0
DUI	0	0
Drunkenness	0	0
Family-Non Violent	0	0
Liquor Law Violation	0	0
Peeping Tom	0	0
Runaway	0	0
Trespass	0	0
All Other Offense	0	0
Total Group B	0	0

TIBRS Group A Offenses	Offenses		Arrests	
	Reported	Cleared	Adult	Juvenile
Crimes Against Persons				
Murder	0	0	0	0
Negligent Manslaughter	0	0	0	0
Kidnapping/Abduction	0	0	0	0
Forcible Rape	0	0	0	0
Forcible Sodomy	0	0	0	0
Sexual Assault w/Object	0	0	0	0
Forcible Fondling	0	0	0	0
Incest	0	0	0	0
Statutory Rape	0	0	0	0
Aggravated Assault	0	0	0	0
Simple Assault	0	0	0	0
Intimidation	0	0	0	0
Stalking	0	0	0	0
Crimes Against Property				
Arson	0	0	0	0
Bribery	0	0	0	0
Burglary	0	0	0	0
Counterfeiting/Forgery	0	0	0	0
Destruction/Damage/Vandalism	2	0	0	0
Embezzlement	0	0	0	0
Extortion/Blackmail	0	0	0	0
Fraud - False Pretenses	0	0	0	0
Fraud - Credit Card/ATM	0	0	0	0
Fraud - Impersonation	0	0	0	0
Fraud - Welfare	0	0	0	0
Fraud - Wire	0	0	0	0
Motor Vehicle Theft	0	0	0	0
Robbery	0	0	0	0
Stolen Property Offense	0	0	0	0
Theft - Pocket Picking	0	0	0	0
Theft - Purse Snatching	0	0	0	0
Theft - Shoplifting	0	0	0	0
Theft from Building	1	0	0	0
Theft from Coin Machine	0	0	0	0
Theft from Motor Vehicle	0	0	0	0
Theft of Motor Vehicle Parts	0	0	0	0
Theft - All Other Larceny	0	0	0	0
Crimes Against Society				
Drug/Narcotic Violations	0	0	0	0
Drug/Narcotic Equipment Violations	0	0	0	0
Gambling-Betting/Wagering	0	0	0	0
Gambling-Operating/Promoting	0	0	0	0
Gambling-Equipment Violation	0	0	0	0
Gambling-Sports Tampering	0	0	0	0
Pornography/Obscene Materials	0	0	0	0
Prostitution	0	0	0	0
Prostitution-Assisting/Promoting	0	0	0	0
Weapon Law Violations	0	0	0	0
Total Group A Offenses	3	0	0	0



Knoxville Metro Airport Authority

2002 Population Estimate N/A

Offense Overview

Offense Total 23
Number Cleared 3
Percent Cleared 13.0%

Group A Crimes per 100,000 population N/A

Arrest Overview

Total Arrests 8
Adult Arrests 7
Juvenile Arrests 1
Unknown Age 0

Arrests per 100,000 population N/A

Avg. number offenses/incident 1.00

Domestic Violence Victims

Offense	Total	Arrests
Murder	0	0
Aggravated Assault	0	0
Simple Assault	0	0
Intimidation	0	0
Stalking	0	0
Forcible Rape	0	0
Forcible Sodomy	0	0
Sexual Assault w/Object	0	0
Forcible Fondling	0	0
Incest	0	0
Statutory Rape	0	0
Kidnapping/Abduction	0	0
Total	0	0

TIBRS Group B Arrests

Offense	Adult	Juvenile
Bad Checks	0	0
Curfew/Vagrancy	0	0
Disorderly Conduct	0	0
DUI	3	0
Drunkenness	2	0
Family-Non Violent	0	0
Liquor Law Violation	0	0
Peeping Tom	0	0
Runaway	0	0
Trespass	0	0
All Other Offense	0	0
Total Group B	5	0

TIBRS Group A Offenses	Offenses		Arrests	
	Reported	Cleared	Adult	Juvenile
Crimes Against Persons				
Murder	0	0	0	0
Negligent Manslaughter	0	0	0	0
Kidnapping/Abduction	0	0	0	0
Forcible Rape	0	0	0	0
Forcible Sodomy	0	0	0	0
Sexual Assault w/Object	0	0	0	0
Forcible Fondling	0	0	0	0
Incest	0	0	0	0
Statutory Rape	0	0	0	0
Aggravated Assault	0	0	0	0
Simple Assault	4	0	0	0
Intimidation	2	0	0	0
Stalking	0	0	0	0
Crimes Against Property				
Arson	0	0	0	0
Bribery	0	0	0	0
Burglary	0	0	0	0
Counterfeiting/Forgery	0	0	0	0
Destruction/Damage/Vandalism	2	0	0	0
Embezzlement	1	0	0	0
Extortion/Blackmail	0	0	0	0
Fraud - False Pretenses	4	0	0	0
Fraud - Credit Card/ATM	0	0	0	0
Fraud - Impersonation	0	0	0	0
Fraud - Welfare	0	0	0	0
Fraud - Wire	0	0	0	0
Motor Vehicle Theft	0	0	0	0
Robbery	0	0	0	0
Stolen Property Offense	0	0	0	0
Theft - Pocket Picking	0	0	0	0
Theft - Purse Snatching	0	0	0	0
Theft - Shoplifting	1	1	0	1
Theft from Building	3	0	0	0
Theft from Coin Machine	0	0	0	0
Theft from Motor Vehicle	2	0	0	0
Theft of Motor Vehicle Parts	1	0	0	0
Theft - All Other Larceny	0	0	0	0
Crimes Against Society				
Drug/Narcotic Violations	1	0	0	0
Drug/Narcotic Equipment Violations	0	0	0	0
Gambling-Betting/Wagering	0	0	0	0
Gambling-Operating/Promoting	0	0	0	0
Gambling-Equipment Violation	0	0	0	0
Gambling-Sports Tampering	0	0	0	0
Pornography/Obscene Materials	0	0	0	0
Prostitution	0	0	0	0
Prostitution-Assisting/Promoting	0	0	0	0
Weapon Law Violations	2	2	2	0
Total Group A Offenses	23	3	2	1



Memphis International Airport Police

2002 Population Estimate N/A

Offense Overview

Offense Total 274
Number Cleared 48
Percent Cleared 17.5%

Group A Crimes per 100,000 population N/A

Arrest Overview

Total Arrests 45
Adult Arrests 44
Juvenile Arrests 1
Unknown Age 0

Arrests per 100,000 population N/A

Avg. number offenses/incident 1.04

Domestic Violence Victims

Offense	Total	Arrests
Murder	0	0
Aggravated Assault	1	1
Simple Assault	0	0
Intimidation	1	0
Stalking	0	0
Forcible Rape	0	0
Forcible Sodomy	0	0
Sexual Assault w/Object	0	0
Forcible Fondling	0	0
Incest	0	0
Statutory Rape	0	0
Kidnapping/Abduction	0	0
Total	2	1

TIBRS Group B Arrests

Offense	Adult	Juvenile
Bad Checks	0	0
Curfew/Vagrancy	0	0
Disorderly Conduct	5	0
DUI	6	0
Drunkenness	4	0
Family-Non Violent	0	0
Liquor Law Violation	0	0
Peeping Tom	0	0
Runaway	0	1
Trespass	3	0
All Other Offense	0	0
Total Group B	18	1

TIBRS Group A Offenses	Offenses		Arrests	
	Reported	Cleared	Adult	Juvenile
Crimes Against Persons				
Murder	0	0	0	0
Negligent Manslaughter	0	0	0	0
Kidnapping/Abduction	1	0	0	0
Forcible Rape	0	0	0	0
Forcible Sodomy	0	0	0	0
Sexual Assault w/Object	0	0	0	0
Forcible Fondling	0	0	0	0
Incest	0	0	0	0
Statutory Rape	0	0	0	0
Aggravated Assault	2	2	1	0
Simple Assault	10	3	1	0
Intimidation	15	3	0	0
Stalking	0	0	0	0
Crimes Against Property				
Arson	0	0	0	0
Bribery	0	0	0	0
Burglary	1	0	0	0
Counterfeiting/Forgery	3	0	0	0
Destruction/Damage/Vandalism	39	1	1	0
Embezzlement	11	2	1	0
Extortion/Blackmail	0	0	0	0
Fraud - False Pretenses	6	3	1	0
Fraud - Credit Card/ATM	1	0	0	0
Fraud - Impersonation	0	0	0	0
Fraud - Welfare	0	0	0	0
Fraud - Wire	0	0	0	0
Motor Vehicle Theft	12	1	1	0
Robbery	2	0	0	0
Stolen Property Offense	2	1	1	0
Theft - Pocket Picking	4	0	0	0
Theft - Purse Snatching	0	0	0	0
Theft - Shoplifting	3	2	1	0
Theft from Building	65	6	5	0
Theft from Coin Machine	0	0	0	0
Theft from Motor Vehicle	23	0	0	0
Theft of Motor Vehicle Parts	33	1	1	0
Theft - All Other Larceny	13	1	1	0
Crimes Against Society				
Drug/Narcotic Violations	14	14	7	0
Drug/Narcotic Equipment Violations	1	0	0	0
Gambling-Betting/Wagering	0	0	0	0
Gambling-Operating/Promoting	0	0	0	0
Gambling-Equipment Violation	0	0	0	0
Gambling-Sports Tampering	0	0	0	0
Pornography/Obscene Materials	0	0	0	0
Prostitution	0	0	0	0
Prostitution-Assisting/Promoting	0	0	0	0
Weapon Law Violations	13	8	4	0
Total Group A Offenses	274	48	26	0



Metro Park Rangers Office

2002 Population Estimate N/A

Offense Overview

Offense Total 223
 Number Cleared 43
 Percent Cleared 19.3%

Group A Crimes per 100,000
 population N/A

Arrest Overview

Total Arrests 275
 Adult Arrests 244
 Juvenile Arrests 28
 Unknown Age 3

Arrests per 100,000 population N/A

Avg. number offenses/incident 1.29

Domestic Violence Victims

Offense	Total	Arrests
Murder	0	0
Aggravated Assault	0	0
Simple Assault	1	0
Intimidation	0	0
Stalking	0	0
Forcible Rape	0	0
Forcible Sodomy	0	0
Sexual Assault w/Object	0	0
Forcible Fondling	0	0
Incest	0	0
Statutory Rape	0	0
Kidnapping/Abduction	0	0
Total	1	0

TIBRS Group B Arrests

Offense	Adult	Juvenile
Bad Checks	0	0
Curfew/Vagrancy	0	0
Disorderly Conduct	10	1
DUI	5	0
Drunkenness	9	0
Family-Non Violent	0	0
Liquor Law Violation	4	0
Peeping Tom	0	0
Runaway	0	0
Trespass	3	3
All Other Offense	184	12
Total Group B	215	16

TIBRS Group A Offenses	Offenses		Arrests	
	Reported	Cleared	Adult	Juvenile
Crimes Against Persons				
Murder	0	0	0	0
Negligent Manslaughter	0	0	0	0
Kidnapping/Abduction	0	0	0	0
Forcible Rape	0	0	0	0
Forcible Sodomy	0	0	0	0
Sexual Assault w/Object	0	0	0	0
Forcible Fondling	1	0	0	0
Incest	0	0	0	0
Statutory Rape	1	0	0	0
Aggravated Assault	13	1	0	1
Simple Assault	15	5	2	1
Intimidation	1	0	0	0
Stalking	1	0	0	0
Crimes Against Property				
Arson	5	0	0	0
Bribery	0	0	0	0
Burglary	7	1	0	0
Counterfeiting/Forgery	1	0	1	0
Destruction/Damage/Vandalism	59	3	0	2
Embezzlement	0	0	0	0
Extortion/Blackmail	0	0	0	0
Fraud - False Pretenses	1	1	0	0
Fraud - Credit Card/ATM	0	0	0	0
Fraud - Impersonation	0	0	0	0
Fraud - Welfare	0	0	0	0
Fraud - Wire	0	0	0	0
Motor Vehicle Theft	6	0	0	0
Robbery	3	0	0	0
Stolen Property Offense	1	1	0	0
Theft - Pocket Picking	0	0	0	0
Theft - Purse Snatching	0	0	0	0
Theft - Shoplifting	0	0	0	0
Theft from Building	12	0	0	0
Theft from Coin Machine	0	0	0	0
Theft from Motor Vehicle	39	0	0	0
Theft of Motor Vehicle Parts	2	0	0	0
Theft - All Other Larceny	6	1	0	1
Crimes Against Society				
Drug/Narcotic Violations	26	16	15	7
Drug/Narcotic Equipment Violations	14	9	6	0
Gambling-Betting/Wagering	0	0	0	0
Gambling-Operating/Promoting	0	0	0	0
Gambling-Equipment Violation	0	0	0	0
Gambling-Sports Tampering	0	0	0	0
Pornography/Obscene Materials	0	0	0	0
Prostitution	1	1	1	0
Prostitution-Assisting/Promoting	0	0	0	0
Weapon Law Violations	8	4	4	0
Total Group A Offenses	223	43	29	12



Nashville Metro Airport Police Department

2002 Population Estimate N/A

Offense Overview

Offense Total 225
Number Cleared 70
Percent Cleared 31.1%

Group A Crimes per 100,000 population N/A

Arrest Overview

Total Arrests 103
Adult Arrests 99
Juvenile Arrests 4
Unknown Age 0

Arrests per 100,000 population N/A

Avg. number offenses/incident 1.10

Domestic Violence Victims

Offense	Total	Arrests
Murder	0	0
Aggravated Assault	0	0
Simple Assault	3	2
Intimidation	0	0
Stalking	0	0
Forcible Rape	0	0
Forcible Sodomy	0	0
Sexual Assault w/Object	0	0
Forcible Fondling	0	0
Incest	0	0
Statutory Rape	0	0
Kidnapping/Abduction	0	0
Total	3	2

TIBRS Group B Arrests

Offense	Adult	Juvenile
Bad Checks	0	0
Curfew/Vagrancy	0	0
Disorderly Conduct	2	1
DUI	13	0
Drunkenness	10	0
Family-Non Violent	0	0
Liquor Law Violation	4	0
Peeping Tom	0	0
Runaway	0	0
Trespass	7	1
All Other Offense	2	0
Total Group B	38	2

TIBRS Group A Offenses	Offenses		Arrests	
	Reported	Cleared	Adult	Juvenile
Crimes Against Persons				
Murder	0	0	0	0
Negligent Manslaughter	0	0	0	0
Kidnapping/Abduction	0	0	0	0
Forcible Rape	0	0	0	0
Forcible Sodomy	0	0	0	0
Sexual Assault w/Object	0	0	0	0
Forcible Fondling	0	0	0	0
Incest	0	0	0	0
Statutory Rape	0	0	0	0
Aggravated Assault	2	2	1	0
Simple Assault	16	10	11	0
Intimidation	3	0	0	0
Stalking	0	0	0	0
Crimes Against Property				
Arson	0	0	0	0
Bribery	0	0	0	0
Burglary	1	0	0	0
Counterfeiting/Forgery	3	1	1	0
Destruction/Damage/Vandalism	23	1	1	0
Embezzlement	5	2	1	0
Extortion/Blackmail	0	0	0	0
Fraud - False Pretenses	16	0	0	0
Fraud - Credit Card/ATM	5	1	1	0
Fraud - Impersonation	4	3	3	0
Fraud - Welfare	0	0	0	0
Fraud - Wire	0	0	0	0
Motor Vehicle Theft	5	0	0	0
Robbery	0	0	0	0
Stolen Property Offense	0	0	0	0
Theft - Pocket Picking	1	0	0	0
Theft - Purse Snatching	0	0	0	0
Theft - Shoplifting	0	0	0	0
Theft from Building	15	2	1	1
Theft from Coin Machine	0	0	0	0
Theft from Motor Vehicle	5	0	0	0
Theft of Motor Vehicle Parts	8	0	0	0
Theft - All Other Larceny	7	0	0	0
Crimes Against Society				
Drug/Narcotic Violations	56	31	28	1
Drug/Narcotic Equipment Violations	41	9	5	0
Gambling-Betting/Wagering	0	0	0	0
Gambling-Operating/Promoting	0	0	0	0
Gambling-Equipment Violation	0	0	0	0
Gambling-Sports Tampering	0	0	0	0
Pornography/Obscene Materials	0	0	0	0
Prostitution	0	0	0	0
Prostitution-Assisting/Promoting	0	0	0	0
Weapon Law Violations	9	8	8	0
Total Group A Offenses	225	70	61	2



Shelby County Police Department

2002 Population Estimate N/A

Offense Overview

Offense Total 89
Number Cleared 11
Percent Cleared 12.4%

Group A Crimes per 100,000 population N/A

Arrest Overview

Total Arrests 30
Adult Arrests 30
Juvenile Arrests 0
Unknown Age 0

Arrests per 100,000 population N/A

Avg. number offenses/incident 1.06

Domestic Violence Victims

Offense	Total	Arrests
Murder	0	0
Aggravated Assault	0	0
Simple Assault	1	1
Intimidation	0	0
Stalking	0	0
Forcible Rape	0	0
Forcible Sodomy	0	0
Sexual Assault w/Object	0	0
Forcible Fondling	0	0
Incest	0	0
Statutory Rape	0	0
Kidnapping/Abduction	0	0
Total	1	1

TIBRS Group B Arrests

Offense	Adult	Juvenile
Bad Checks	0	0
Curfew/Vagrancy	1	0
Disorderly Conduct	2	0
DUI	0	0
Drunkenness	14	0
Family-Non Violent	0	0
Liquor Law Violation	1	0
Peeping Tom	0	0
Runaway	0	0
Trespass	1	0
All Other Offense	0	0
Total Group B	19	0

TIBRS Group A Offenses	Offenses		Arrests	
	Reported	Cleared	Adult	Juvenile
Crimes Against Persons				
Murder	0	0	0	0
Negligent Manslaughter	0	0	0	0
Kidnapping/Abduction	0	0	0	0
Forcible Rape	0	0	0	0
Forcible Sodomy	0	0	0	0
Sexual Assault w/Object	0	0	0	0
Forcible Fondling	0	0	0	0
Incest	0	0	0	0
Statutory Rape	0	0	0	0
Aggravated Assault	0	0	0	0
Simple Assault	6	4	4	0
Intimidation	9	0	0	0
Stalking	0	0	0	0
Crimes Against Property				
Arson	0	0	0	0
Bribery	0	0	0	0
Burglary	3	0	0	0
Counterfeiting/Forgery	0	0	0	0
Destruction/Damage/Vandalism	18	0	0	0
Embezzlement	0	0	0	0
Extortion/Blackmail	0	0	0	0
Fraud - False Pretenses	1	0	0	0
Fraud - Credit Card/ATM	0	0	0	0
Fraud - Impersonation	0	0	0	0
Fraud - Welfare	0	0	0	0
Fraud - Wire	0	0	0	0
Motor Vehicle Theft	3	0	0	0
Robbery	0	0	0	0
Stolen Property Offense	0	0	0	0
Theft - Pocket Picking	0	0	0	0
Theft - Purse Snatching	0	0	0	0
Theft - Shoplifting	0	0	0	0
Theft from Building	28	1	1	0
Theft from Coin Machine	2	2	2	0
Theft from Motor Vehicle	8	1	1	0
Theft of Motor Vehicle Parts	7	1	1	0
Theft - All Other Larceny	0	0	0	0
Crimes Against Society				
Drug/Narcotic Violations	4	2	2	0
Drug/Narcotic Equipment Violations	0	0	0	0
Gambling-Betting/Wagering	0	0	0	0
Gambling-Operating/Promoting	0	0	0	0
Gambling-Equipment Violation	0	0	0	0
Gambling-Sports Tampering	0	0	0	0
Pornography/Obscene Materials	0	0	0	0
Prostitution	0	0	0	0
Prostitution-Assisting/Promoting	0	0	0	0
Weapon Law Violations	0	0	0	0
Total Group A Offenses	89	11	11	0



Tri-Cities Airport Public Safety Department

2002 Population Estimate N/A

Offense Overview

Offense Total 3
Number Cleared 0
Percent Cleared 0.0%

Group A Crimes per 100,000 population N/A

Arrest Overview

Total Arrests 0
Adult Arrests 0
Juvenile Arrests 0
Unknown Age 0

Arrests per 100,000 population N/A

Avg. number offenses/incident 1.00

Domestic Violence Victims

Offense	Total	Arrests
Murder	0	0
Aggravated Assault	0	0
Simple Assault	0	0
Intimidation	0	0
Stalking	0	0
Forcible Rape	0	0
Forcible Sodomy	0	0
Sexual Assault w/Object	0	0
Forcible Fondling	0	0
Incest	0	0
Statutory Rape	0	0
Kidnapping/Abduction	0	0
Total	0	0

TIBRS Group B Arrests

Offense	Adult	Juvenile
Bad Checks	0	0
Curfew/Vagrancy	0	0
Disorderly Conduct	0	0
DUI	0	0
Drunkenness	0	0
Family-Non Violent	0	0
Liquor Law Violation	0	0
Peeping Tom	0	0
Runaway	0	0
Trespass	0	0
All Other Offense	0	0
Total Group B	0	0

TIBRS Group A Offenses	Offenses		Arrests	
	Reported	Cleared	Adult	Juvenile
Crimes Against Persons				
Murder	0	0	0	0
Negligent Manslaughter	0	0	0	0
Kidnapping/Abduction	0	0	0	0
Forcible Rape	0	0	0	0
Forcible Sodomy	0	0	0	0
Sexual Assault w/Object	0	0	0	0
Forcible Fondling	0	0	0	0
Incest	0	0	0	0
Statutory Rape	0	0	0	0
Aggravated Assault	0	0	0	0
Simple Assault	0	0	0	0
Intimidation	0	0	0	0
Stalking	0	0	0	0
Crimes Against Property				
Arson	0	0	0	0
Bribery	0	0	0	0
Burglary	0	0	0	0
Counterfeiting/Forgery	0	0	0	0
Destruction/Damage/Vandalism	0	0	0	0
Embezzlement	0	0	0	0
Extortion/Blackmail	0	0	0	0
Fraud - False Pretenses	0	0	0	0
Fraud - Credit Card/ATM	0	0	0	0
Fraud - Impersonation	0	0	0	0
Fraud - Welfare	0	0	0	0
Fraud - Wire	0	0	0	0
Motor Vehicle Theft	0	0	0	0
Robbery	0	0	0	0
Stolen Property Offense	0	0	0	0
Theft - Pocket Picking	0	0	0	0
Theft - Purse Snatching	0	0	0	0
Theft - Shoplifting	0	0	0	0
Theft from Building	1	0	0	0
Theft from Coin Machine	1	0	0	0
Theft from Motor Vehicle	0	0	0	0
Theft of Motor Vehicle Parts	0	0	0	0
Theft - All Other Larceny	1	0	0	0
Crimes Against Society				
Drug/Narcotic Violations	0	0	0	0
Drug/Narcotic Equipment Violations	0	0	0	0
Gambling-Betting/Wagering	0	0	0	0
Gambling-Operating/Promoting	0	0	0	0
Gambling-Equipment Violation	0	0	0	0
Gambling-Sports Tampering	0	0	0	0
Pornography/Obscene Materials	0	0	0	0
Prostitution	0	0	0	0
Prostitution-Assisting/Promoting	0	0	0	0
Weapon Law Violations	0	0	0	0
Total Group A Offenses	3	0	0	0





COLLEGES AND UNIVERSITIES

2003

Austin Peay State University

2003 Fall Campus Population **6,974**

Offense Overview

Offense Total 156
 Number Cleared 58
 Percent Cleared 37.2%

Group A Crimes per 100,000
 population 2,236.9

Arrest Overview

Total Arrests 55
 Adult Arrests 53
 Juvenile Arrests 2
 Unknown Age 0

Arrests per 100,000 population 788.6

Avg. number offenses/incident 1.08

Domestic Violence Victims

Offense	Total	Arrests
Murder	0	0
Aggravated Assault	0	0
Simple Assault	2	2
Intimidation	0	0
Stalking	0	0
Forcible Rape	0	0
Forcible Sodomy	0	0
Sexual Assault w/Object	0	0
Forcible Fondling	0	0
Incest	0	0
Statutory Rape	0	0
Kidnapping/Abduction	0	0
Total	2	2

TIBRS Group B Arrests

Offense	Adult	Juvenile
Bad Checks	0	0
Curfew/Vagrancy	0	0
Disorderly Conduct	0	0
DUI	8	0
Drunkenness	4	0
Family-Non Violent	0	0
Liquor Law Violation	4	0
Peeping Tom	1	0
Runaway	0	0
Trespass	1	0
All Other Offense	4	0
Total Group B	22	0

TIBRS Group A Offenses	Offenses		Arrests	
	Reported	Cleared	Adult	Juvenile
Crimes Against Persons				
Murder	0	0	0	0
Negligent Manslaughter	0	0	0	0
Kidnapping/Abduction	0	0	0	0
Forcible Rape	1	0	0	0
Forcible Sodomy	0	0	0	0
Sexual Assault w/Object	0	0	0	0
Forcible Fondling	0	0	0	0
Incest	0	0	0	0
Statutory Rape	0	0	0	0
Aggravated Assault	0	0	0	0
Simple Assault	23	19	8	1
Intimidation	6	3	0	0
Stalking	0	0	0	0
Crimes Against Property				
Arson	0	0	0	0
Bribery	0	0	0	0
Burglary	3	1	1	0
Counterfeiting/Forgery	0	0	0	0
Destruction/Damage/Vandalism	26	0	0	0
Embezzlement	0	0	0	0
Extortion/Blackmail	0	0	0	0
Fraud - False Pretenses	0	0	0	0
Fraud - Credit Card/ATM	1	0	0	0
Fraud - Impersonation	4	4	2	0
Fraud - Welfare	0	0	0	0
Fraud - Wire	0	0	0	0
Motor Vehicle Theft	0	0	0	0
Robbery	0	0	0	0
Stolen Property Offense	0	0	0	0
Theft - Pocket Picking	0	0	0	0
Theft - Purse Snatching	0	0	0	0
Theft - Shoplifting	2	2	0	0
Theft from Building	48	7	3	0
Theft from Coin Machine	0	0	0	0
Theft from Motor Vehicle	8	2	3	0
Theft of Motor Vehicle Parts	6	1	1	1
Theft - All Other Larceny	6	1	0	0
Crimes Against Society				
Drug/Narcotic Violations	13	11	10	0
Drug/Narcotic Equipment Violations	6	5	2	0
Gambling-Betting/Wagering	0	0	0	0
Gambling-Operating/Promoting	0	0	0	0
Gambling-Equipment Violation	0	0	0	0
Gambling-Sports Tampering	0	0	0	0
Pornography/Obscene Materials	0	0	0	0
Prostitution	0	0	0	0
Prostitution-Assisting/Promoting	0	0	0	0
Weapon Law Violations	3	2	1	0
Total Group A Offenses	156	58	31	2



East Tennessee State University

2003 Fall Campus Population	13,828
-----------------------------	--------

Offense Overview

Offense Total	336
---------------	-----

Number Cleared 76

Percent Cleared 22.6%

Group A Crimes per 100,000 population	2,429.9
---------------------------------------	---------

Arrest Overview

Total Arrests	142
---------------	-----

Adult Arrests 137

Juvenile Arrests 5

Unknown Age	0
-------------	---

Arrests per 100,000 population	1,026.9
--------------------------------	---------

Avg. number offenses/incident	1.09
-------------------------------	------

Domestic Violence Victims

Offense	Total	Arrests
Murder	0	0
Aggravated Assault	0	0
Simple Assault	3	3
Intimidation	0	0
Stalking	0	0
Forcible Rape	0	0
Forcible Sodomy	0	0
Sexual Assault w/Object	0	0
Forcible Fondling	0	0
Incest	0	0
Statutory Rape	0	0
Kidnapping/Abduction	0	0
Total	3	3

TIBRS Group B Arrests

Offense	Adult	Juvenile
Bad Checks	0	0
Curfew/Vagrancy	0	0
Disorderly Conduct	0	0
DUI	13	0
Drunkenness	24	0
Family-Non Violent	0	0
Liquor Law Violation	41	0
Peeping Tom	0	0
Runaway	0	0
Trespass	2	0
All Other Offense	2	0
Total Group B	82	0

TIBRS Group A Offenses	Offenses		Arrests	
	Reported	Cleared	Adult	Juvenile
Crimes Against Persons				
Murder	0	0	0	0
Negligent Manslaughter	0	0	0	0
Kidnapping/Abduction	0	0	0	0
Forcible Rape	2	1	0	0
Forcible Sodomy	0	0	0	0
Sexual Assault w/Object	0	0	0	0
Forcible Fondling	0	0	0	0
Incest	0	0	0	0
Statutory Rape	0	0	0	0
Aggravated Assault	1	1	1	0
Simple Assault	33	23	20	1
Intimidation	30	3	0	1
Stalking	0	0	0	0
Crimes Against Property				
Arson	2	0	0	0
Bribery	0	0	0	0
Burglary	20	1	1	2
Counterfeiting/Forgery	0	0	0	0
Destruction/Damage/Vandalism	84	4	4	0
Embezzlement	1	1	1	0
Extortion/Blackmail	0	0	0	0
Fraud - False Pretenses	1	1	1	0
Fraud - Credit Card/ATM	1	1	0	0
Fraud - Impersonation	4	4	4	0
Fraud - Welfare	0	0	0	0
Fraud - Wire	0	0	0	0
Motor Vehicle Theft	2	0	0	0
Robbery	0	0	0	0
Stolen Property Offense	0	0	0	0
Theft - Pocket Picking	1	0	0	0
Theft - Purse Snatching	0	0	0	0
Theft - Shoplifting	2	1	0	0
Theft from Building	71	4	3	0
Theft from Coin Machine	6	0	0	0
Theft from Motor Vehicle	13	0	0	0
Theft of Motor Vehicle Parts	18	1	1	0
Theft - All Other Larceny	11	1	1	0
Crimes Against Society				
Drug/Narcotic Violations	13	11	9	0
Drug/Narcotic Equipment Violations	12	11	3	0
Gambling-Betting/Wagering	0	0	0	0
Gambling-Operating/Promoting	0	0	0	0
Gambling-Equipment Violation	0	0	0	0
Gambling-Sports Tampering	0	0	0	0
Pornography/Obscene Materials	1	0	0	0
Prostitution	0	0	0	0
Prostitution-Assisting/Promoting	0	0	0	0
Weapon Law Violations	7	7	6	1
Total Group A Offenses	336	76	55	5



Middle Tennessee State University

2003 Fall Campus Population **20,672**

Offense Overview

Offense Total 426
 Number Cleared 89
 Percent Cleared 20.9%

Group A Crimes per 100,000
 population 2,060.8

Arrest Overview

Total Arrests 303
 Adult Arrests 293
 Juvenile Arrests 10
 Unknown Age 0

Arrests per 100,000 population 1,465.8

Avg. number offenses/incident 1.05

Domestic Violence Victims

Offense	Total	Arrests
Murder	0	0
Aggravated Assault	1	1
Simple Assault	4	2
Intimidation	1	0
Stalking	0	0
Forcible Rape	0	0
Forcible Sodomy	0	0
Sexual Assault w/Object	0	0
Forcible Fondling	0	0
Incest	0	0
Statutory Rape	0	0
Kidnapping/Abduction	0	0
Total	6	3

TIBRS Group B Arrests

Offense	Adult	Juvenile
Bad Checks	0	0
Curfew/Vagrancy	0	0
Disorderly Conduct	6	0
DUI	47	0
Drunkenness	21	1
Family-Non Violent	0	0
Liquor Law Violation	50	0
Peeping Tom	0	0
Runaway	0	0
Trespass	3	0
All Other Offense	122	3
Total Group B	249	4

TIBRS Group A Offenses	Offenses		Arrests	
	Reported	Cleared	Adult	Juvenile
Crimes Against Persons				
Murder	0	0	0	0
Negligent Manslaughter	0	0	0	0
Kidnapping/Abduction	0	0	0	0
Forcible Rape	0	0	0	0
Forcible Sodomy	0	0	0	0
Sexual Assault w/Object	0	0	0	0
Forcible Fondling	1	0	0	0
Incest	0	0	0	0
Statutory Rape	0	0	0	0
Aggravated Assault	6	4	3	0
Simple Assault	24	16	6	1
Intimidation	33	6	3	0
Stalking	2	0	0	0
Crimes Against Property				
Arson	2	0	0	0
Bribery	0	0	0	0
Burglary	31	3	2	0
Counterfeiting/Forgery	1	0	0	0
Destruction/Damage/Vandalism	82	3	2	0
Embezzlement	0	0	0	0
Extortion/Blackmail	0	0	0	0
Fraud - False Pretenses	0	0	0	0
Fraud - Credit Card/ATM	3	1	0	0
Fraud - Impersonation	0	0	0	0
Fraud - Welfare	0	0	0	0
Fraud - Wire	0	0	0	0
Motor Vehicle Theft	6	2	0	2
Robbery	5	1	1	0
Stolen Property Offense	0	0	0	0
Theft - Pocket Picking	1	0	0	0
Theft - Purse Snatching	0	0	0	0
Theft - Shoplifting	2	2	0	0
Theft from Building	85	13	11	0
Theft from Coin Machine	7	0	0	0
Theft from Motor Vehicle	18	2	0	0
Theft of Motor Vehicle Parts	29	0	0	0
Theft - All Other Larceny	58	7	4	1
Crimes Against Society				
Drug/Narcotic Violations	17	17	10	2
Drug/Narcotic Equipment Violations	11	10	1	0
Gambling-Betting/Wagering	0	0	0	0
Gambling-Operating/Promoting	0	0	0	0
Gambling-Equipment Violation	0	0	0	0
Gambling-Sports Tampering	0	0	0	0
Pornography/Obscene Materials	0	0	0	0
Prostitution	0	0	0	0
Prostitution-Assisting/Promoting	0	0	0	0
Weapon Law Violations	2	2	1	0
Total Group A Offenses	426	89	44	6



Southwest Tennessee Community College

2003 Fall Campus Population 9,240

Offense Overview

Offense Total 161
Number Cleared 10
Percent Cleared 6.2%

Group A Crimes per 100,000 population 1,742.4

Arrest Overview

Total Arrests 9
Adult Arrests 9
Juvenile Arrests 0
Unknown Age 0

Arrests per 100,000 population 97.4

Avg. number offenses/incident 1.05

Domestic Violence Victims

Offense	Total	Arrests
Murder	0	0
Aggravated Assault	0	0
Simple Assault	0	0
Intimidation	0	0
Stalking	0	0
Forcible Rape	0	0
Forcible Sodomy	0	0
Sexual Assault w/Object	0	0
Forcible Fondling	0	0
Incest	0	0
Statutory Rape	0	0
Kidnapping/Abduction	0	0
Total	0	0

TIBRS Group B Arrests

Offense	Adult	Juvenile
Bad Checks	0	0
Curfew/Vagrancy	0	0
Disorderly Conduct	0	0
DUI	0	0
Drunkennes	0	0
Family-Non Violent	0	0
Liquor Law Violation	0	0
Peeping Tom	0	0
Runaway	0	0
Trespass	0	0
All Other Offense	0	0
Total Group B	0	0

TIBRS Group A Offenses	Offenses		Arrests	
	Reported	Cleared	Adult	Juvenile
Crimes Against Persons				
Murder	0	0	0	0
Negligent Manslaughter	0	0	0	0
Kidnapping/Abduction	0	0	0	0
Forcible Rape	0	0	0	0
Forcible Sodomy	0	0	0	0
Sexual Assault w/Object	0	0	0	0
Forcible Fondling	1	0	0	0
Incest	0	0	0	0
Statutory Rape	0	0	0	0
Aggravated Assault	0	0	0	0
Simple Assault	16	5	4	0
Intimidation	7	0	0	0
Stalking	1	0	0	0
Crimes Against Property				
Arson	0	0	0	0
Bribery	1	1	1	0
Burglary	3	0	0	0
Counterfeiting/Forgery	1	1	1	0
Destruction/Damage/Vandalism	9	0	0	0
Embezzlement	0	0	0	0
Extortion/Blackmail	0	0	0	0
Fraud - False Pretenses	0	0	0	0
Fraud - Credit Card/ATM	0	0	0	0
Fraud - Impersonation	0	0	0	0
Fraud - Welfare	0	0	0	0
Fraud - Wire	0	0	0	0
Motor Vehicle Theft	15	0	0	0
Robbery	1	0	0	0
Stolen Property Offense	0	0	0	0
Theft - Pocket Picking	0	0	0	0
Theft - Purse Snatching	0	0	0	0
Theft - Shoplifting	0	0	0	0
Theft from Building	51	0	0	0
Theft from Coin Machine	0	0	0	0
Theft from Motor Vehicle	26	0	0	0
Theft of Motor Vehicle Parts	24	0	0	0
Theft - All Other Larceny	0	0	0	0
Crimes Against Society				
Drug/Narcotic Violations	2	0	0	0
Drug/Narcotic Equipment Violations	0	0	0	0
Gambling-Betting/Wagering	1	1	2	0
Gambling-Operating/Promoting	0	0	0	0
Gambling-Equipment Violation	1	1	1	0
Gambling-Sports Tampering	0	0	0	0
Pornography/Obscene Materials	0	0	0	0
Prostitution	0	0	0	0
Prostitution-Assisting/Promoting	0	0	0	0
Weapon Law Violations	1	1	0	0
Total Group A Offenses	161	10	9	0



Tennessee State University

2003 Fall Campus Population **9,544**

Offense Overview

Offense Total 445
 Number Cleared 64
 Percent Cleared 14.4%

Group A Crimes per 100,000
 population 4,662.6

Arrest Overview

Total Arrests 60
 Adult Arrests 57
 Juvenile Arrests 3
 Unknown Age 0

Arrests per 100,000 population 628.7

Avg. number offenses/incident 1.14

Domestic Violence Victims

Offense	Total	Arrests
Murder	0	0
Aggravated Assault	0	0
Simple Assault	0	0
Intimidation	0	0
Stalking	0	0
Forcible Rape	0	0
Forcible Sodomy	0	0
Sexual Assault w/Object	0	0
Forcible Fondling	0	0
Incest	0	0
Statutory Rape	0	0
Kidnapping/Abduction	0	0
Total	0	0

TIBRS Group B Arrests

Offense	Adult	Juvenile
Bad Checks	0	0
Curfew/Vagrancy	0	0
Disorderly Conduct	11	0
DUI	0	0
Drunkenness	0	0
Family-Non Violent	0	0
Liquor Law Violation	0	0
Peeping Tom	0	0
Runaway	0	0
Trespass	14	2
All Other Offense	2	0
Total Group B	27	2

TIBRS Group A Offenses	Offenses		Arrests	
	Reported	Cleared	Adult	Juvenile
Crimes Against Persons				
Murder	0	0	0	0
Negligent Manslaughter	0	0	0	0
Kidnapping/Abduction	0	0	0	0
Forcible Rape	0	0	0	0
Forcible Sodomy	0	0	0	0
Sexual Assault w/Object	0	0	0	0
Forcible Fondling	2	1	0	0
Incest	0	0	0	0
Statutory Rape	0	0	0	0
Aggravated Assault	5	3	2	0
Simple Assault	20	12	2	0
Intimidation	18	4	0	0
Stalking	0	0	0	0
Crimes Against Property				
Arson	3	0	0	0
Bribery	0	0	0	0
Burglary	7	0	0	0
Counterfeiting/Forgery	0	0	0	0
Destruction/Damage/Vandalism	91	1	0	0
Embezzlement	0	0	0	0
Extortion/Blackmail	0	0	0	0
Fraud - False Pretenses	2	0	0	0
Fraud - Credit Card/ATM	1	0	0	0
Fraud - Impersonation	1	1	0	0
Fraud - Welfare	0	0	0	0
Fraud - Wire	1	0	0	0
Motor Vehicle Theft	34	3	2	0
Robbery	3	0	0	0
Stolen Property Offense	0	0	0	0
Theft - Pocket Picking	0	0	0	0
Theft - Purse Snatching	0	0	0	0
Theft - Shoplifting	1	1	0	0
Theft from Building	135	4	4	0
Theft from Coin Machine	8	0	0	0
Theft from Motor Vehicle	35	1	0	0
Theft of Motor Vehicle Parts	43	2	0	0
Theft - All Other Larceny	2	0	0	0
Crimes Against Society				
Drug/Narcotic Violations	23	23	19	0
Drug/Narcotic Equipment Violations	4	4	0	0
Gambling-Betting/Wagering	2	1	0	0
Gambling-Operating/Promoting	0	0	0	0
Gambling-Equipment Violation	0	0	0	0
Gambling-Sports Tampering	0	0	0	0
Pornography/Obscene Materials	0	0	0	0
Prostitution	0	0	0	0
Prostitution-Assisting/Promoting	0	0	0	0
Weapon Law Violations	4	3	1	1
Total Group A Offenses	445	64	30	1



Tennessee Technological University

2003 Fall Campus Population	10,221
-----------------------------	--------

Offense Overview

Offense Total	309
---------------	-----

Number Cleared 39

Percent Cleared 12.6%

Group A Crimes per 100,000 population	3,023.2
---------------------------------------	---------

Arrest Overview

Total Arrests	116
---------------	-----

Adult Arrests 114

Juvenile Arrests 2

Unknown Age	0
-------------	---

Arrests per 100,000 population	1,134.9
--------------------------------	---------

Avg. number offenses/incident	1.02
-------------------------------	------

Domestic Violence Victims		
Offense	Total	Arrests
Murder	0	0
Aggravated Assault	0	0
Simple Assault	0	0
Intimidation	1	1
Stalking	0	0
Forcible Rape	0	0
Forcible Sodomy	0	0
Sexual Assault w/Object	0	0
Forcible Fondling	0	0
Incest	0	0
Statutory Rape	0	0
Kidnapping/Abduction	0	0
Total	1	1

TIBRS Group B Arrests		
Offense	Adult	Juvenile
Bad Checks	0	0
Curfew/Vagrancy	0	0
Disorderly Conduct	17	0
DUI	1	0
Drunkenness	10	0
Family-Non Violent	0	0
Liquor Law Violation	25	1
Peeping Tom	1	0
Runaway	0	0
Trespass	1	0
All Other Offense	6	0
Total Group B	61	1

TIBRS Group A Offenses	Offenses		Arrests	
	Reported	Cleared	Adult	Juvenile
Crimes Against Persons				
Murder	0	0	0	0
Negligent Manslaughter	0	0	0	0
Kidnapping/Abduction	0	0	0	0
Forcible Rape	0	0	0	0
Forcible Sodomy	0	0	0	0
Sexual Assault w/Object	0	0	0	0
Forcible Fondling	0	0	0	0
Incest	0	0	0	0
Statutory Rape	0	0	0	0
Aggravated Assault	3	2	2	0
Simple Assault	4	3	5	0
Intimidation	4	1	1	0
Stalking	0	0	0	0
Crimes Against Property				
Arson	1	1	1	0
Bribery	0	0	0	0
Burglary	69	0	0	0
Counterfeiting/Forgery	1	0	0	0
Destruction/Damage/Vandalism	84	11	13	0
Embezzlement	0	0	0	0
Extortion/Blackmail	0	0	0	0
Fraud - False Pretenses	1	0	0	0
Fraud - Credit Card/ATM	4	0	0	0
Fraud - Impersonation	1	0	0	0
Fraud - Welfare	0	0	0	0
Fraud - Wire	0	0	0	0
Motor Vehicle Theft	2	0	0	0
Robbery	0	0	0	0
Stolen Property Offense	0	0	0	0
Theft - Pocket Picking	0	0	0	0
Theft - Purse Snatching	0	0	0	0
Theft - Shoplifting	0	0	0	0
Theft from Building	78	5	5	0
Theft from Coin Machine	2	0	0	0
Theft from Motor Vehicle	6	0	0	0
Theft of Motor Vehicle Parts	8	0	0	0
Theft - All Other Larceny	24	1	1	0
Crimes Against Society				
Drug/Narcotic Violations	15	13	23	1
Drug/Narcotic Equipment Violations	2	2	2	0
Gambling-Betting/Wagering	0	0	0	0
Gambling-Operating/Promoting	0	0	0	0
Gambling-Equipment Violation	0	0	0	0
Gambling-Sports Tampering	0	0	0	0
Pornography/Obscene Materials	0	0	0	0
Prostitution	0	0	0	0
Prostitution-Assisting/Promoting	0	0	0	0
Weapon Law Violations	0	0	0	0
Total Group A Offenses	309	39	53	1



University of Tennessee at Chattanooga

2003 Fall Campus Population 8,090

Offense Overview

Offense Total 377
Number Cleared 74
Percent Cleared 19.6%

Group A Crimes per 100,000 population 4,660.1

Arrest Overview

Total Arrests 45
Adult Arrests 44
Juvenile Arrests 1
Unknown Age 0

Arrests per 100,000 population 556.2

Avg. number offenses/incident 1.03

Domestic Violence Victims

Offense	Total	Arrests
Murder	0	0
Aggravated Assault	0	0
Simple Assault	1	1
Intimidation	1	1
Stalking	0	0
Forcible Rape	0	0
Forcible Sodomy	0	0
Sexual Assault w/Object	0	0
Forcible Fondling	0	0
Incest	0	0
Statutory Rape	0	0
Kidnapping/Abduction	0	0
Total	2	2

TIBRS Group B Arrests

Offense	Adult	Juvenile
Bad Checks	0	0
Curfew/Vagrancy	0	0
Disorderly Conduct	2	0
DUI	2	0
Drunkenness	6	0
Family-Non Violent	0	0
Liquor Law Violation	2	0
Peeping Tom	0	0
Runaway	0	0
Trespass	3	0
All Other Offense	0	0
Total Group B	15	0

TIBRS Group A Offenses	Offenses		Arrests	
	Reported	Cleared	Adult	Juvenile
Crimes Against Persons				
Murder	0	0	0	0
Negligent Manslaughter	0	0	0	0
Kidnapping/Abduction	0	0	0	0
Forcible Rape	1	1	1	0
Forcible Sodomy	0	0	0	0
Sexual Assault w/Object	0	0	0	0
Forcible Fondling	0	0	0	0
Incest	0	0	0	0
Statutory Rape	0	0	0	0
Aggravated Assault	1	1	0	0
Simple Assault	24	15	4	0
Intimidation	30	11	2	0
Stalking	0	0	0	0
Crimes Against Property				
Arson	0	0	0	0
Bribery	0	0	0	0
Burglary	56	2	3	0
Counterfeiting/Forgery	0	0	0	0
Destruction/Damage/Vandalism	73	6	2	0
Embezzlement	2	1	0	0
Extortion/Blackmail	0	0	0	0
Fraud - False Pretenses	4	2	0	0
Fraud - Credit Card/ATM	1	0	0	0
Fraud - Impersonation	0	0	0	0
Fraud - Welfare	0	0	0	0
Fraud - Wire	0	0	0	0
Motor Vehicle Theft	7	3	3	0
Robbery	1	1	1	0
Stolen Property Offense	0	0	0	0
Theft - Pocket Picking	0	0	0	0
Theft - Purse Snatching	0	0	0	0
Theft - Shoplifting	0	0	0	0
Theft from Building	72	3	1	0
Theft from Coin Machine	10	0	0	0
Theft from Motor Vehicle	27	1	1	0
Theft of Motor Vehicle Parts	27	0	0	0
Theft - All Other Larceny	10	1	1	0
Crimes Against Society				
Drug/Narcotic Violations	14	11	9	1
Drug/Narcotic Equipment Violations	15	14	1	0
Gambling-Betting/Wagering	0	0	0	0
Gambling-Operating/Promoting	0	0	0	0
Gambling-Equipment Violation	0	0	0	0
Gambling-Sports Tampering	0	0	0	0
Pornography/Obscene Materials	0	0	0	0
Prostitution	0	0	0	0
Prostitution-Assisting/Promoting	0	0	0	0
Weapon Law Violations	2	1	0	0
Total Group A Offenses	377	74	29	1



University of Tennessee at Knoxville

2003 Fall Campus Population 26,989

Offense Overview

Offense Total 1,060
Number Cleared 267
Percent Cleared 25.2%

Group A Crimes per 100,000 population 3,927.5

Arrest Overview

Total Arrests 742
Adult Arrests 707
Juvenile Arrests 33
Unknown Age 2

Arrests per 100,000 population 2,749.3

Avg. number offenses/incident 1.15

Domestic Violence Victims

Offense	Total	Arrests
Murder	0	0
Aggravated Assault	0	0
Simple Assault	5	1
Intimidation	0	0
Stalking	0	0
Forcible Rape	0	0
Forcible Sodomy	0	0
Sexual Assault w/Object	0	0
Forcible Fondling	0	0
Incest	0	0
Statutory Rape	0	0
Kidnapping/Abduction	0	0
Total	5	1

TIBRS Group B Arrests

Offense	Adult	Juvenile
Bad Checks	0	0
Curfew/Vagrancy	0	9
Disorderly Conduct	6	0
DUI	49	1
Drunkenness	72	0
Family-Non Violent	0	0
Liquor Law Violation	401	14
Peeping Tom	0	0
Runaway	0	0
Trespass	41	2
All Other Offense	7	0
Total Group B	576	26

TIBRS Group A Offenses	Offenses		Arrests	
	Reported	Cleared	Adult	Juvenile
Crimes Against Persons				
Murder	0	0	0	0
Negligent Manslaughter	0	0	0	0
Kidnapping/Abduction	0	0	0	0
Forcible Rape	2	0	0	0
Forcible Sodomy	0	0	0	0
Sexual Assault w/Object	0	0	0	0
Forcible Fondling	1	0	0	0
Incest	0	0	0	0
Statutory Rape	0	0	0	0
Aggravated Assault	5	4	2	0
Simple Assault	48	29	17	1
Intimidation	34	10	1	0
Stalking	0	0	0	0
Crimes Against Property				
Arson	0	0	0	0
Bribery	0	0	0	0
Burglary	20	4	2	0
Counterfeiting/Forgery	45	26	11	0
Destruction/Damage/Vandalism	223	15	5	0
Embezzlement	3	0	0	0
Extortion/Blackmail	0	0	0	0
Fraud - False Pretenses	17	8	5	0
Fraud - Credit Card/ATM	0	0	0	0
Fraud - Impersonation	24	23	17	1
Fraud - Welfare	0	0	0	0
Fraud - Wire	1	1	0	1
Motor Vehicle Theft	11	0	0	0
Robbery	1	1	3	0
Stolen Property Offense	1	0	1	0
Theft - Pocket Picking	2	0	0	0
Theft - Purse Snatching	1	0	0	0
Theft - Shoplifting	3	2	1	0
Theft from Building	227	8	4	0
Theft from Coin Machine	4	0	0	0
Theft from Motor Vehicle	104	6	6	2
Theft of Motor Vehicle Parts	114	4	5	0
Theft - All Other Larceny	39	3	6	0
Crimes Against Society				
Drug/Narcotic Violations	62	59	36	1
Drug/Narcotic Equipment Violations	53	49	5	0
Gambling-Betting/Wagering	0	0	0	0
Gambling-Operating/Promoting	0	0	0	0
Gambling-Equipment Violation	0	0	0	0
Gambling-Sports Tampering	0	0	0	0
Pornography/Obscene Materials	0	0	0	0
Prostitution	0	0	0	0
Prostitution-Assisting/Promoting	0	0	0	0
Weapon Law Violations	15	15	4	1
Total Group A Offenses	1,060	267	131	7



University of Tennessee at Martin

2003 Fall Campus Population 6,083

Offense Overview

Offense Total 155
Number Cleared 36
Percent Cleared 23.2%

Group A Crimes per 100,000 population 2,548.1

Arrest Overview

Total Arrests 61
Adult Arrests 61
Juvenile Arrests 0
Unknown Age 0

Arrests per 100,000 population 1,002.8

Avg. number offenses/incident 1.20

Domestic Violence Victims

Offense	Total	Arrests
Murder	0	0
Aggravated Assault	2	2
Simple Assault	0	0
Intimidation	0	0
Stalking	0	0
Forcible Rape	0	0
Forcible Sodomy	0	0
Sexual Assault w/Object	0	0
Forcible Fondling	0	0
Incest	0	0
Statutory Rape	0	0
Kidnapping/Abduction	0	0
Total	2	2

TIBRS Group B Arrests

Offense	Adult	Juvenile
Bad Checks	0	0
Curfew/Vagrancy	0	0
Disorderly Conduct	11	0
DUI	2	0
Drunkenness	6	0
Family-Non Violent	0	0
Liquor Law Violation	3	0
Peeping Tom	0	0
Runaway	0	0
Trespass	3	0
All Other Offense	3	0
Total Group B	28	0

TIBRS Group A Offenses	Offenses		Arrests	
	Reported	Cleared	Adult	Juvenile
Crimes Against Persons				
Murder	0	0	0	0
Negligent Manslaughter	0	0	0	0
Kidnapping/Abduction	0	0	0	0
Forcible Rape	0	0	0	0
Forcible Sodomy	0	0	0	0
Sexual Assault w/Object	0	0	0	0
Forcible Fondling	0	0	0	0
Incest	0	0	0	0
Statutory Rape	0	0	0	0
Aggravated Assault	2	2	2	0
Simple Assault	13	11	10	0
Intimidation	2	1	2	0
Stalking	0	0	0	0
Crimes Against Property				
Arson	0	0	0	0
Bribery	0	0	0	0
Burglary	5	1	1	0
Counterfeiting/Forgery	2	1	2	0
Destruction/Damage/Vandalism	51	5	3	0
Embezzlement	0	0	0	0
Extortion/Blackmail	0	0	0	0
Fraud - False Pretenses	2	2	2	0
Fraud - Credit Card/ATM	0	0	0	0
Fraud - Impersonation	0	0	0	0
Fraud - Welfare	0	0	0	0
Fraud - Wire	0	0	0	0
Motor Vehicle Theft	0	0	0	0
Robbery	1	0	0	0
Stolen Property Offense	0	0	0	0
Theft - Pocket Picking	0	0	0	0
Theft - Purse Snatching	0	0	0	0
Theft - Shoplifting	1	1	1	0
Theft from Building	27	7	5	0
Theft from Coin Machine	0	0	0	0
Theft from Motor Vehicle	9	1	1	0
Theft of Motor Vehicle Parts	27	0	1	0
Theft - All Other Larceny	9	0	0	0
Crimes Against Society				
Drug/Narcotic Violations	2	2	3	0
Drug/Narcotic Equipment Violations	2	2	0	0
Gambling-Betting/Wagering	0	0	0	0
Gambling-Operating/Promoting	0	0	0	0
Gambling-Equipment Violation	0	0	0	0
Gambling-Sports Tampering	0	0	0	0
Pornography/Obscene Materials	0	0	0	0
Prostitution	0	0	0	0
Prostitution-Assisting/Promoting	0	0	0	0
Weapon Law Violations	0	0	0	0
Total Group A Offenses	155	36	33	0



University of Tennessee at Memphis

2003 Fall Campus Population 5,274

Offense Overview

Offense Total 188
Number Cleared 14
Percent Cleared 7.4%

Group A Crimes per 100,000 population 3,564.7

Arrest Overview

Total Arrests 23
Adult Arrests 20
Juvenile Arrests 3
Unknown Age 0

Arrests per 100,000 population 436.1

Avg. number offenses/incident 1.00

Domestic Violence Victims

Offense	Total	Arrests
Murder	0	0
Aggravated Assault	0	0
Simple Assault	1	1
Intimidation	0	0
Stalking	0	0
Forcible Rape	0	0
Forcible Sodomy	0	0
Sexual Assault w/Object	0	0
Forcible Fondling	0	0
Incest	0	0
Statutory Rape	0	0
Kidnapping/Abduction	0	0
Total	1	1

TIBRS Group B Arrests

Offense	Adult	Juvenile
Bad Checks	0	0
Curfew/Vagrancy	0	0
Disorderly Conduct	2	0
DUI	0	0
Drunkenness	1	0
Family-Non Violent	0	0
Liquor Law Violation	0	0
Peeping Tom	0	0
Runaway	0	0
Trespass	9	0
All Other Offense	0	0
Total Group B	12	0

TIBRS Group A Offenses	Offenses		Arrests	
	Reported	Cleared	Adult	Juvenile
Crimes Against Persons				
Murder	0	0	0	0
Negligent Manslaughter	0	0	0	0
Kidnapping/Abduction	0	0	0	0
Forcible Rape	0	0	0	0
Forcible Sodomy	0	0	0	0
Sexual Assault w/Object	0	0	0	0
Forcible Fondling	0	0	0	0
Incest	0	0	0	0
Statutory Rape	0	0	0	0
Aggravated Assault	0	0	0	0
Simple Assault	4	3	3	0
Intimidation	3	1	1	0
Stalking	0	0	0	0
Crimes Against Property				
Arson	0	0	0	0
Bribery	0	0	0	0
Burglary	20	0	0	0
Counterfeiting/Forgery	1	0	0	0
Destruction/Damage/Vandalism	15	0	0	0
Embezzlement	0	0	0	0
Extortion/Blackmail	0	0	0	0
Fraud - False Pretenses	0	0	0	0
Fraud - Credit Card/ATM	0	0	0	0
Fraud - Impersonation	0	0	0	0
Fraud - Welfare	0	0	0	0
Fraud - Wire	0	0	0	0
Motor Vehicle Theft	9	5	0	3
Robbery	3	1	1	0
Stolen Property Offense	0	0	0	0
Theft - Pocket Picking	0	0	0	0
Theft - Purse Snatching	0	0	0	0
Theft - Shoplifting	0	0	0	0
Theft from Building	77	3	2	0
Theft from Coin Machine	0	0	0	0
Theft from Motor Vehicle	36	1	1	0
Theft of Motor Vehicle Parts	18	0	0	0
Theft - All Other Larceny	1	0	0	0
Crimes Against Society				
Drug/Narcotic Violations	0	0	0	0
Drug/Narcotic Equipment Violations	0	0	0	0
Gambling-Betting/Wagering	0	0	0	0
Gambling-Operating/Promoting	0	0	0	0
Gambling-Equipment Violation	0	0	0	0
Gambling-Sports Tampering	0	0	0	0
Pornography/Obscene Materials	0	0	0	0
Prostitution	0	0	0	0
Prostitution-Assisting/Promoting	0	0	0	0
Weapon Law Violations	1	0	0	0
Total Group A Offenses	188	14	8	3



University of the South

2003 Fall Campus Population 2,392

Offense Overview

Offense Total 103
Number Cleared 28
Percent Cleared 27.2%

Group A Crimes per 100,000 population 4,306.0

Arrest Overview

Total Arrests 61
Adult Arrests 61
Juvenile Arrests 0
Unknown Age 0

Arrests per 100,000 population 2,550.2

Avg. number offenses/incident 1.21

Domestic Violence Victims

Offense	Total	Arrests
Murder	0	0
Aggravated Assault	0	0
Simple Assault	0	0
Intimidation	0	0
Stalking	0	0
Forcible Rape	0	0
Forcible Sodomy	0	0
Sexual Assault w/Object	0	0
Forcible Fondling	0	0
Incest	0	0
Statutory Rape	0	0
Kidnapping/Abduction	0	0
Total	0	0

TIBRS Group B Arrests

Offense	Adult	Juvenile
Bad Checks	0	0
Curfew/Vagrancy	0	0
Disorderly Conduct	2	0
DUI	4	0
Drunkenness	2	0
Family-Non Violent	0	0
Liquor Law Violation	25	0
Peeping Tom	0	0
Runaway	0	0
Trespass	0	0
All Other Offense	4	0
Total Group B	37	0

TIBRS Group A Offenses	Offenses		Arrests	
	Reported	Cleared	Adult	Juvenile
Crimes Against Persons				
Murder	0	0	0	0
Negligent Manslaughter	0	0	0	0
Kidnapping/Abduction	0	0	0	0
Forcible Rape	0	0	0	0
Forcible Sodomy	0	0	0	0
Sexual Assault w/Object	0	0	0	0
Forcible Fondling	0	0	0	0
Incest	0	0	0	0
Statutory Rape	0	0	0	0
Aggravated Assault	0	0	0	0
Simple Assault	0	0	0	0
Intimidation	0	0	0	0
Stalking	0	0	0	0
Crimes Against Property				
Arson	1	0	0	0
Bribery	0	0	0	0
Burglary	26	1	1	0
Counterfeiting/Forgery	0	0	0	0
Destruction/Damage/Vandalism	15	0	0	0
Embezzlement	0	0	0	0
Extortion/Blackmail	0	0	0	0
Fraud - False Pretenses	0	0	0	0
Fraud - Credit Card/ATM	1	0	0	0
Fraud - Impersonation	0	0	0	0
Fraud - Welfare	0	0	0	0
Fraud - Wire	0	0	0	0
Motor Vehicle Theft	1	0	0	0
Robbery	0	0	0	0
Stolen Property Offense	0	0	0	0
Theft - Pocket Picking	0	0	0	0
Theft - Purse Snatching	0	0	0	0
Theft - Shoplifting	0	0	0	0
Theft from Building	12	1	0	0
Theft from Coin Machine	0	0	0	0
Theft from Motor Vehicle	12	0	0	0
Theft of Motor Vehicle Parts	4	0	0	0
Theft - All Other Larceny	5	0	0	0
Crimes Against Society				
Drug/Narcotic Violations	13	13	17	0
Drug/Narcotic Equipment Violations	11	11	2	0
Gambling-Betting/Wagering	0	0	0	0
Gambling-Operating/Promoting	0	0	0	0
Gambling-Equipment Violation	0	0	0	0
Gambling-Sports Tampering	0	0	0	0
Pornography/Obscene Materials	0	0	0	0
Prostitution	0	0	0	0
Prostitution-Assisting/Promoting	0	0	0	0
Weapon Law Violations	2	2	4	0
Total Group A Offenses	103	28	24	0



Vanderbilt University

2003 Fall Campus Population 27,729

Offense Overview

Offense Total 1,157
Number Cleared 130
Percent Cleared 11.2%

Group A Crimes per 100,000 population 4,172.5

Arrest Overview

Total Arrests 210
Adult Arrests 205
Juvenile Arrests 5
Unknown Age 0

Arrests per 100,000 population 757.3

Avg. number offenses/incident 1.09

Domestic Violence Victims

Offense	Total	Arrests
Murder	0	0
Aggravated Assault	0	0
Simple Assault	8	2
Intimidation	1	0
Stalking	0	0
Forcible Rape	0	0
Forcible Sodomy	0	0
Sexual Assault w/Object	0	0
Forcible Fondling	0	0
Incest	0	0
Statutory Rape	0	0
Kidnapping/Abduction	0	0
Total	9	2

TIBRS Group B Arrests

Offense	Adult	Juvenile
Bad Checks	1	0
Curfew/Vagrancy	0	1
Disorderly Conduct	11	1
DUI	16	0
Drunkenness	23	0
Family-Non Violent	0	0
Liquor Law Violation	20	0
Peeping Tom	2	0
Runaway	0	0
Trespass	42	0
All Other Offense	18	0
Total Group B	133	2

TIBRS Group A Offenses	Offenses		Arrests	
	Reported	Cleared	Adult	Juvenile
Crimes Against Persons				
Murder	0	0	0	0
Negligent Manslaughter	0	0	0	0
Kidnapping/Abduction	0	0	0	0
Forcible Rape	5	2	0	0
Forcible Sodomy	1	1	0	0
Sexual Assault w/Object	0	0	0	0
Forcible Fondling	13	3	2	0
Incest	0	0	0	0
Statutory Rape	0	0	0	0
Aggravated Assault	18	8	6	0
Simple Assault	80	36	22	0
Intimidation	36	6	1	0
Stalking	0	0	0	0
Crimes Against Property				
Arson	3	0	0	0
Bribery	0	0	0	0
Burglary	86	6	4	0
Counterfeiting/Forgery	4	2	1	0
Destruction/Damage/Vandalism	156	9	2	0
Embezzlement	7	2	1	0
Extortion/Blackmail	1	0	0	0
Fraud - False Pretenses	7	1	1	0
Fraud - Credit Card/ATM	2	1	0	0
Fraud - Impersonation	10	8	6	0
Fraud - Welfare	0	0	0	0
Fraud - Wire	0	0	0	0
Motor Vehicle Theft	15	2	1	1
Robbery	9	1	1	2
Stolen Property Offense	1	1	1	0
Theft - Pocket Picking	5	0	0	0
Theft - Purse Snatching	1	0	0	0
Theft - Shoplifting	15	5	5	0
Theft from Building	481	13	7	0
Theft from Coin Machine	5	0	0	0
Theft from Motor Vehicle	49	3	0	0
Theft of Motor Vehicle Parts	39	1	1	0
Theft - All Other Larceny	55	2	3	0
Crimes Against Society				
Drug/Narcotic Violations	27	9	2	0
Drug/Narcotic Equipment Violations	17	4	2	0
Gambling-Betting/Wagering	0	0	0	0
Gambling-Operating/Promoting	0	0	0	0
Gambling-Equipment Violation	0	0	0	0
Gambling-Sports Tampering	0	0	0	0
Pornography/Obscene Materials	0	0	0	0
Prostitution	0	0	0	0
Prostitution-Assisting/Promoting	0	0	0	0
Weapon Law Violations	9	4	3	0
Total Group A Offenses	1,157	130	72	3



Volunteer State Community College

2003 Fall Campus Population 3,158

Offense Overview

Offense Total 32
Number Cleared 2
Percent Cleared 6.3%

Group A Crimes per 100,000 population 1,013.3

Arrest Overview

Total Arrests 1
Adult Arrests 1
Juvenile Arrests 0
Unknown Age 0

Arrests per 100,000 population 31.7

Avg. number offenses/incident 1.00

Domestic Violence Victims

Offense	Total	Arrests
Murder	0	0
Aggravated Assault	0	0
Simple Assault	0	0
Intimidation	0	0
Stalking	0	0
Forcible Rape	0	0
Forcible Sodomy	0	0
Sexual Assault w/Object	0	0
Forcible Fondling	0	0
Incest	0	0
Statutory Rape	0	0
Kidnapping/Abduction	0	0
Total	0	0

TIBRS Group B Arrests

Offense	Adult	Juvenile
Bad Checks	0	0
Curfew/Vagrancy	0	0
Disorderly Conduct	0	0
DUI	0	0
Drunkenness	0	0
Family-Non Violent	0	0
Liquor Law Violation	0	0
Peeping Tom	0	0
Runaway	0	0
Trespass	0	0
All Other Offense	0	0
Total Group B	0	0

TIBRS Group A Offenses	Offenses		Arrests	
	Reported	Cleared	Adult	Juvenile
Crimes Against Persons				
Murder	0	0	0	0
Negligent Manslaughter	0	0	0	0
Kidnapping/Abduction	0	0	0	0
Forcible Rape	0	0	0	0
Forcible Sodomy	0	0	0	0
Sexual Assault w/Object	0	0	0	0
Forcible Fondling	0	0	0	0
Incest	0	0	0	0
Statutory Rape	0	0	0	0
Aggravated Assault	0	0	0	0
Simple Assault	1	0	0	0
Intimidation	1	0	0	0
Stalking	0	0	0	0
Crimes Against Property				
Arson	0	0	0	0
Bribery	0	0	0	0
Burglary	1	0	0	0
Counterfeiting/Forgery	1	0	0	0
Destruction/Damage/Vandalism	5	0	0	0
Embezzlement	0	0	0	0
Extortion/Blackmail	0	0	0	0
Fraud - False Pretenses	0	0	0	0
Fraud - Credit Card/ATM	0	0	0	0
Fraud - Impersonation	0	0	0	0
Fraud - Welfare	0	0	0	0
Fraud - Wire	0	0	0	0
Motor Vehicle Theft	0	0	0	0
Robbery	0	0	0	0
Stolen Property Offense	0	0	0	0
Theft - Pocket Picking	0	0	0	0
Theft - Purse Snatching	0	0	0	0
Theft - Shoplifting	0	0	0	0
Theft from Building	13	0	0	0
Theft from Coin Machine	0	0	0	0
Theft from Motor Vehicle	4	0	0	0
Theft of Motor Vehicle Parts	2	0	0	0
Theft - All Other Larceny	2	0	0	0
Crimes Against Society				
Drug/Narcotic Violations	1	1	1	0
Drug/Narcotic Equipment Violations	1	1	0	0
Gambling-Betting/Wagering	0	0	0	0
Gambling-Operating/Promoting	0	0	0	0
Gambling-Equipment Violation	0	0	0	0
Gambling-Sports Tampering	0	0	0	0
Pornography/Obscene Materials	0	0	0	0
Prostitution	0	0	0	0
Prostitution-Assisting/Promoting	0	0	0	0
Weapon Law Violations	0	0	0	0
Total Group A Offenses	32	2	1	0



Walters State Community College

2003 Fall Campus Population **4,521**

Offense Overview

Offense Total 9
 Number Cleared 2
 Percent Cleared 22.2%

Group A Crimes per 100,000
 population 199.1

Arrest Overview

Total Arrests 3
 Adult Arrests 3
 Juvenile Arrests 0
 Unknown Age 0

Arrests per 100,000 population 66.4

Avg. number offenses/incident 1.00

Domestic Violence Victims

Offense	Total	Arrests
Murder	0	0
Aggravated Assault	0	0
Simple Assault	0	0
Intimidation	0	0
Stalking	0	0
Forcible Rape	0	0
Forcible Sodomy	0	0
Sexual Assault w/Object	0	0
Forcible Fondling	0	0
Incest	0	0
Statutory Rape	0	0
Kidnapping/Abduction	0	0
Total	0	0

TIBRS Group B Arrests

Offense	Adult	Juvenile
Bad Checks	0	0
Curfew/Vagrancy	0	0
Disorderly Conduct	0	0
DUI	0	0
Drunkenness	0	0
Family-Non Violent	0	0
Liquor Law Violation	0	0
Peeping Tom	0	0
Runaway	0	0
Trespass	0	0
All Other Offense	2	0
Total Group B	2	0

TIBRS Group A Offenses	Offenses		Arrests	
	Reported	Cleared	Adult	Juvenile
Crimes Against Persons				
Murder	0	0	0	0
Negligent Manslaughter	0	0	0	0
Kidnapping/Abduction	0	0	0	0
Forcible Rape	0	0	0	0
Forcible Sodomy	0	0	0	0
Sexual Assault w/Object	0	0	0	0
Forcible Fondling	0	0	0	0
Incest	0	0	0	0
Statutory Rape	0	0	0	0
Aggravated Assault	0	0	0	0
Simple Assault	0	0	0	0
Intimidation	1	1	0	0
Stalking	0	0	0	0
Crimes Against Property				
Arson	0	0	0	0
Bribery	0	0	0	0
Burglary	0	0	0	0
Counterfeiting/Forgery	0	0	0	0
Destruction/Damage/Vandalism	1	0	0	0
Embezzlement	0	0	0	0
Extortion/Blackmail	0	0	0	0
Fraud - False Pretenses	0	0	0	0
Fraud - Credit Card/ATM	0	0	0	0
Fraud - Impersonation	0	0	0	0
Fraud - Welfare	0	0	0	0
Fraud - Wire	0	0	0	0
Motor Vehicle Theft	0	0	0	0
Robbery	0	0	0	0
Stolen Property Offense	1	0	0	0
Theft - Pocket Picking	0	0	0	0
Theft - Purse Snatching	0	0	0	0
Theft - Shoplifting	0	0	0	0
Theft from Building	3	0	0	0
Theft from Coin Machine	1	0	0	0
Theft from Motor Vehicle	0	0	0	0
Theft of Motor Vehicle Parts	1	0	0	0
Theft - All Other Larceny	0	0	0	0
Crimes Against Society				
Drug/Narcotic Violations	0	0	0	0
Drug/Narcotic Equipment Violations	1	1	1	0
Gambling-Betting/Wagering	0	0	0	0
Gambling-Operating/Promoting	0	0	0	0
Gambling-Equipment Violation	0	0	0	0
Gambling-Sports Tampering	0	0	0	0
Pornography/Obscene Materials	0	0	0	0
Prostitution	0	0	0	0
Prostitution-Assisting/Promoting	0	0	0	0
Weapon Law Violations	0	0	0	0
Total Group A Offenses	9	2	1	0





TASK FORCES

2003

Twentieth Judicial Drug Task Force reports through Nashville Metro Police Department. Metro Narcotics Drug Task Force reports through Jackson Police Department.

1st Judicial Drug Task Force

2002 Population Estimate N/A

Offense Overview

Offense Total 98
Number Cleared 98
Percent Cleared 100.0%

Group A Crimes per 100,000 population N/A

Arrest Overview

Total Arrests 98
Adult Arrests 97
Juvenile Arrests 1
Unknown Age 0

Arrests per 100,000 population N/A

Avg. number offenses/incident 1.61

Domestic Violence Victims

Offense	Total	Arrests
Murder	0	0
Aggravated Assault	0	0
Simple Assault	0	0
Intimidation	0	0
Stalking	0	0
Forcible Rape	0	0
Forcible Sodomy	0	0
Sexual Assault w/Object	0	0
Forcible Fondling	0	0
Incest	0	0
Statutory Rape	0	0
Kidnapping/Abduction	0	0
Total	0	0

TIBRS Group B Arrests

Offense	Adult	Juvenile
Bad Checks	0	0
Curfew/Vagrancy	0	0
Disorderly Conduct	0	0
DUI	0	0
Drunkenness	0	0
Family-Non Violent	0	0
Liquor Law Violation	0	0
Peeping Tom	0	0
Runaway	0	0
Trespass	0	0
All Other Offense	1	0
Total Group B	1	0

TIBRS Group A Offenses	Offenses		Arrests	
	Reported	Cleared	Adult	Juvenile
Crimes Against Persons				
Murder	0	0	0	0
Negligent Manslaughter	0	0	0	0
Kidnapping/Abduction	0	0	0	0
Forcible Rape	0	0	0	0
Forcible Sodomy	0	0	0	0
Sexual Assault w/Object	0	0	0	0
Forcible Fondling	0	0	0	0
Incest	0	0	0	0
Statutory Rape	0	0	0	0
Aggravated Assault	1	1	0	0
Simple Assault	1	1	0	0
Intimidation	0	0	0	0
Stalking	0	0	0	0
Crimes Against Property				
Arson	0	0	0	0
Bribery	0	0	0	0
Burglary	0	0	0	0
Counterfeiting/Forgery	0	0	0	0
Destruction/Damage/Vandalism	0	0	0	0
Embezzlement	0	0	0	0
Extortion/Blackmail	0	0	0	0
Fraud - False Pretenses	0	0	0	0
Fraud - Credit Card/ATM	0	0	0	0
Fraud - Impersonation	0	0	0	0
Fraud - Welfare	0	0	0	0
Fraud - Wire	0	0	0	0
Motor Vehicle Theft	0	0	0	0
Robbery	0	0	0	0
Stolen Property Offense	0	0	0	0
Theft - Pocket Picking	0	0	0	0
Theft - Purse Snatching	0	0	0	0
Theft - Shoplifting	0	0	0	0
Theft from Building	0	0	0	0
Theft from Coin Machine	0	0	0	0
Theft from Motor Vehicle	0	0	0	0
Theft of Motor Vehicle Parts	0	0	0	0
Theft - All Other Larceny	0	0	0	0
Crimes Against Society				
Drug/Narcotic Violations	60	60	94	0
Drug/Narcotic Equipment Violations	34	34	2	1
Gambling-Betting/Wagering	0	0	0	0
Gambling-Operating/Promoting	0	0	0	0
Gambling-Equipment Violation	0	0	0	0
Gambling-Sports Tampering	0	0	0	0
Pornography/Obscene Materials	0	0	0	0
Prostitution	0	0	0	0
Prostitution-Assisting/Promoting	0	0	0	0
Weapon Law Violations	2	2	0	0
Total Group A Offenses	98	98	96	1



2nd Judicial Drug Task Force

2002 Population Estimate N/A

Offense Overview

Offense Total 28
 Number Cleared 4
 Percent Cleared 14.3%

Group A Crimes per 100,000
 population N/A

Arrest Overview

Total Arrests 3
 Adult Arrests 3
 Juvenile Arrests 0
 Unknown Age 0

Arrests per 100,000 population N/A

Avg. number offenses/incident 1.08

Domestic Violence Victims

Offense	Total	Arrests
Murder	0	0
Aggravated Assault	0	0
Simple Assault	0	0
Intimidation	0	0
Stalking	0	0
Forcible Rape	0	0
Forcible Sodomy	0	0
Sexual Assault w/Object	0	0
Forcible Fondling	0	0
Incest	0	0
Statutory Rape	0	0
Kidnapping/Abduction	0	0
Total	0	0

TIBRS Group B Arrests

Offense	Adult	Juvenile
Bad Checks	0	0
Curfew/Vagrancy	0	0
Disorderly Conduct	0	0
DUI	0	0
Drunkenness	0	0
Family-Non Violent	0	0
Liquor Law Violation	0	0
Peeping Tom	0	0
Runaway	0	0
Trespass	0	0
All Other Offense	1	0
Total Group B	1	0

TIBRS Group A Offenses	Offenses		Arrests	
	Reported	Cleared	Adult	Juvenile
Crimes Against Persons				
Murder	0	0	0	0
Negligent Manslaughter	0	0	0	0
Kidnapping/Abduction	0	0	0	0
Forcible Rape	0	0	0	0
Forcible Sodomy	0	0	0	0
Sexual Assault w/Object	0	0	0	0
Forcible Fondling	0	0	0	0
Incest	0	0	0	0
Statutory Rape	0	0	0	0
Aggravated Assault	1	1	1	0
Simple Assault	0	0	0	0
Intimidation	0	0	0	0
Stalking	0	0	0	0
Crimes Against Property				
Arson	0	0	0	0
Bribery	0	0	0	0
Burglary	0	0	0	0
Counterfeiting/Forgery	0	0	0	0
Destruction/Damage/Vandalism	0	0	0	0
Embezzlement	0	0	0	0
Extortion/Blackmail	0	0	0	0
Fraud - False Pretenses	0	0	0	0
Fraud - Credit Card/ATM	0	0	0	0
Fraud - Impersonation	0	0	0	0
Fraud - Welfare	0	0	0	0
Fraud - Wire	0	0	0	0
Motor Vehicle Theft	0	0	0	0
Robbery	0	0	0	0
Stolen Property Offense	0	0	0	0
Theft - Pocket Picking	0	0	0	0
Theft - Purse Snatching	0	0	0	0
Theft - Shoplifting	0	0	0	0
Theft from Building	0	0	0	0
Theft from Coin Machine	0	0	0	0
Theft from Motor Vehicle	0	0	0	0
Theft of Motor Vehicle Parts	0	0	0	0
Theft - All Other Larceny	0	0	0	0
Crimes Against Society				
Drug/Narcotic Violations	24	2	1	0
Drug/Narcotic Equipment Violations	3	1	0	0
Gambling-Betting/Wagering	0	0	0	0
Gambling-Operating/Promoting	0	0	0	0
Gambling-Equipment Violation	0	0	0	0
Gambling-Sports Tampering	0	0	0	0
Pornography/Obscene Materials	0	0	0	0
Prostitution	0	0	0	0
Prostitution-Assisting/Promoting	0	0	0	0
Weapon Law Violations	0	0	0	0
Total Group A Offenses	28	4	2	0



3rd Judicial Drug Task Force

2002 Population Estimate N/A

Offense Overview

Offense Total 65
 Number Cleared 33
 Percent Cleared 50.8%

Group A Crimes per 100,000
 population N/A

Arrest Overview

Total Arrests 28
 Adult Arrests 28
 Juvenile Arrests 0
 Unknown Age 0

Arrests per 100,000 population N/A

Avg. number offenses/incident 1.10

Domestic Violence Victims

Offense	Total	Arrests
Murder	0	0
Aggravated Assault	0	0
Simple Assault	0	0
Intimidation	0	0
Stalking	0	0
Forcible Rape	0	0
Forcible Sodomy	0	0
Sexual Assault w/Object	0	0
Forcible Fondling	0	0
Incest	0	0
Statutory Rape	0	0
Kidnapping/Abduction	0	0
Total	0	0

TIBRS Group B Arrests

Offense	Adult	Juvenile
Bad Checks	0	0
Curfew/Vagrancy	0	0
Disorderly Conduct	0	0
DUI	0	0
Drunkenness	0	0
Family-Non Violent	0	0
Liquor Law Violation	0	0
Peeping Tom	0	0
Runaway	0	0
Trespass	0	0
All Other Offense	0	0
Total Group B	0	0

TIBRS Group A Offenses	Offenses		Arrests	
	Reported	Cleared	Adult	Juvenile
Crimes Against Persons				
Murder	0	0	0	0
Negligent Manslaughter	0	0	0	0
Kidnapping/Abduction	0	0	0	0
Forcible Rape	0	0	0	0
Forcible Sodomy	0	0	0	0
Sexual Assault w/Object	0	0	0	0
Forcible Fondling	0	0	0	0
Incest	0	0	0	0
Statutory Rape	0	0	0	0
Aggravated Assault	0	0	0	0
Simple Assault	0	0	0	0
Intimidation	0	0	0	0
Stalking	0	0	0	0
Crimes Against Property				
Arson	0	0	0	0
Bribery	0	0	0	0
Burglary	0	0	0	0
Counterfeiting/Forgery	0	0	0	0
Destruction/Damage/Vandalism	0	0	0	0
Embezzlement	0	0	0	0
Extortion/Blackmail	0	0	0	0
Fraud - False Pretenses	0	0	0	0
Fraud - Credit Card/ATM	0	0	0	0
Fraud - Impersonation	0	0	0	0
Fraud - Welfare	0	0	0	0
Fraud - Wire	0	0	0	0
Motor Vehicle Theft	0	0	0	0
Robbery	0	0	0	0
Stolen Property Offense	0	0	0	0
Theft - Pocket Picking	0	0	0	0
Theft - Purse Snatching	0	0	0	0
Theft - Shoplifting	0	0	0	0
Theft from Building	0	0	0	0
Theft from Coin Machine	0	0	0	0
Theft from Motor Vehicle	0	0	0	0
Theft of Motor Vehicle Parts	0	0	0	0
Theft - All Other Larceny	0	0	0	0
Crimes Against Society				
Drug/Narcotic Violations	58	27	28	0
Drug/Narcotic Equipment Violations	7	6	0	0
Gambling-Betting/Wagering	0	0	0	0
Gambling-Operating/Promoting	0	0	0	0
Gambling-Equipment Violation	0	0	0	0
Gambling-Sports Tampering	0	0	0	0
Pornography/Obscene Materials	0	0	0	0
Prostitution	0	0	0	0
Prostitution-Assisting/Promoting	0	0	0	0
Weapon Law Violations	0	0	0	0
Total Group A Offenses	65	33	28	0



4th Judicial Drug Task Force

2002 Population Estimate N/A

Offense Overview

Offense Total 184
Number Cleared 38
Percent Cleared 20.7%

Group A Crimes per 100,000 population N/A

Arrest Overview

Total Arrests 37
Adult Arrests 36
Juvenile Arrests 1
Unknown Age 0

Arrests per 100,000 population N/A

Avg. number offenses/incident 1.12

Domestic Violence Victims

Offense	Total	Arrests
Murder	0	0
Aggravated Assault	0	0
Simple Assault	0	0
Intimidation	0	0
Stalking	0	0
Forcible Rape	0	0
Forcible Sodomy	0	0
Sexual Assault w/Object	0	0
Forcible Fondling	0	0
Incest	0	0
Statutory Rape	0	0
Kidnapping/Abduction	0	0
Total	0	0

TIBRS Group B Arrests

Offense	Adult	Juvenile
Bad Checks	0	0
Curfew/Vagrancy	0	0
Disorderly Conduct	0	0
DUI	0	0
Drunkenness	0	0
Family-Non Violent	2	0
Liquor Law Violation	0	0
Peeping Tom	0	0
Runaway	0	0
Trespass	0	0
All Other Offense	1	0
Total Group B	3	0

TIBRS Group A Offenses	Offenses		Arrests	
	Reported	Cleared	Adult	Juvenile
Crimes Against Persons				
Murder	0	0	0	0
Negligent Manslaughter	0	0	0	0
Kidnapping/Abduction	0	0	0	0
Forcible Rape	0	0	0	0
Forcible Sodomy	0	0	0	0
Sexual Assault w/Object	0	0	0	0
Forcible Fondling	0	0	0	0
Incest	0	0	0	0
Statutory Rape	0	0	0	0
Aggravated Assault	0	0	0	0
Simple Assault	0	0	0	0
Intimidation	0	0	0	0
Stalking	0	0	0	0
Crimes Against Property				
Arson	0	0	0	0
Bribery	0	0	0	0
Burglary	0	0	0	0
Counterfeiting/Forgery	0	0	0	0
Destruction/Damage/Vandalism	0	0	0	0
Embezzlement	0	0	0	0
Extortion/Blackmail	0	0	0	0
Fraud - False Pretenses	3	1	1	0
Fraud - Credit Card/ATM	0	0	0	0
Fraud - Impersonation	0	0	0	0
Fraud - Welfare	0	0	0	0
Fraud - Wire	0	0	0	0
Motor Vehicle Theft	0	0	0	0
Robbery	0	0	0	0
Stolen Property Offense	0	0	0	0
Theft - Pocket Picking	0	0	0	0
Theft - Purse Snatching	0	0	0	0
Theft - Shoplifting	0	0	0	0
Theft from Building	0	0	0	0
Theft from Coin Machine	0	0	0	0
Theft from Motor Vehicle	0	0	0	0
Theft of Motor Vehicle Parts	0	0	0	0
Theft - All Other Larceny	0	0	0	0
Crimes Against Society				
Drug/Narcotic Violations	156	29	28	1
Drug/Narcotic Equipment Violations	16	6	1	0
Gambling-Betting/Wagering	0	0	0	0
Gambling-Operating/Promoting	0	0	0	0
Gambling-Equipment Violation	0	0	0	0
Gambling-Sports Tampering	0	0	0	0
Pornography/Obscene Materials	0	0	0	0
Prostitution	1	1	3	0
Prostitution-Assisting/Promoting	1	0	0	0
Weapon Law Violations	7	1	0	0
Total Group A Offenses	184	38	33	1



5th Judicial Drug Task Force

2002 Population Estimate N/A

Offense Overview

Offense Total 457
 Number Cleared 187
 Percent Cleared 40.9%

Group A Crimes per 100,000
 population N/A

Arrest Overview

Total Arrests 130
 Adult Arrests 128
 Juvenile Arrests 1
 Unknown Age 1

Arrests per 100,000 population N/A

Avg. number offenses/incident 1.52

Domestic Violence Victims

Offense	Total	Arrests
Murder	0	0
Aggravated Assault	0	0
Simple Assault	0	0
Intimidation	0	0
Stalking	0	0
Forcible Rape	0	0
Forcible Sodomy	0	0
Sexual Assault w/Object	0	0
Forcible Fondling	0	0
Incest	0	0
Statutory Rape	0	0
Kidnapping/Abduction	0	0
Total	0	0

TIBRS Group B Arrests

Offense	Adult	Juvenile
Bad Checks	0	0
Curfew/Vagrancy	0	0
Disorderly Conduct	0	0
DUI	0	0
Drunkenness	0	0
Family-Non Violent	0	0
Liquor Law Violation	0	0
Peeping Tom	0	0
Runaway	0	0
Trespass	0	0
All Other Offense	0	0
Total Group B	0	0

TIBRS Group A Offenses	Offenses		Arrests	
	Reported	Cleared	Adult	Juvenile
Crimes Against Persons				
Murder	0	0	0	0
Negligent Manslaughter	0	0	0	0
Kidnapping/Abduction	0	0	0	0
Forcible Rape	0	0	0	0
Forcible Sodomy	0	0	0	0
Sexual Assault w/Object	0	0	0	0
Forcible Fondling	0	0	0	0
Incest	0	0	0	0
Statutory Rape	0	0	0	0
Aggravated Assault	0	0	0	0
Simple Assault	3	3	1	0
Intimidation	0	0	0	0
Stalking	0	0	0	0
Crimes Against Property				
Arson	0	0	0	0
Bribery	0	0	0	0
Burglary	0	0	0	0
Counterfeiting/Forgery	33	13	0	0
Destruction/Damage/Vandalism	0	0	0	0
Embezzlement	0	0	0	0
Extortion/Blackmail	0	0	0	0
Fraud - False Pretenses	79	29	18	0
Fraud - Credit Card/ATM	0	0	0	0
Fraud - Impersonation	35	12	0	0
Fraud - Welfare	7	1	0	0
Fraud - Wire	0	0	0	0
Motor Vehicle Theft	0	0	0	0
Robbery	0	0	0	0
Stolen Property Offense	0	0	0	0
Theft - Pocket Picking	0	0	0	0
Theft - Purse Snatching	0	0	0	0
Theft - Shoplifting	0	0	0	0
Theft from Building	0	0	0	0
Theft from Coin Machine	0	0	0	0
Theft from Motor Vehicle	0	0	0	0
Theft of Motor Vehicle Parts	0	0	0	0
Theft - All Other Larceny	0	0	0	0
Crimes Against Society				
Drug/Narcotic Violations	199	75	90	1
Drug/Narcotic Equipment Violations	99	52	19	0
Gambling-Betting/Wagering	0	0	0	0
Gambling-Operating/Promoting	0	0	0	0
Gambling-Equipment Violation	0	0	0	0
Gambling-Sports Tampering	0	0	0	0
Pornography/Obscene Materials	0	0	0	0
Prostitution	0	0	0	0
Prostitution-Assisting/Promoting	0	0	0	0
Weapon Law Violations	2	2	0	0
Total Group A Offenses	457	187	128	1



8th Judicial Drug Task Force

2002 Population Estimate N/A

Offense Overview

Offense Total 33
Number Cleared 3
Percent Cleared 9.1%

Group A Crimes per 100,000 population N/A

Arrest Overview

Total Arrests 3
Adult Arrests 3
Juvenile Arrests 0
Unknown Age 0

Arrests per 100,000 population N/A

Avg. number offenses/incident 1.00

Domestic Violence Victims

Offense	Total	Arrests
Murder	0	0
Aggravated Assault	0	0
Simple Assault	0	0
Intimidation	0	0
Stalking	0	0
Forcible Rape	0	0
Forcible Sodomy	0	0
Sexual Assault w/Object	0	0
Forcible Fondling	0	0
Incest	0	0
Statutory Rape	0	0
Kidnapping/Abduction	0	0
Total	0	0

TIBRS Group B Arrests

Offense	Adult	Juvenile
Bad Checks	0	0
Curfew/Vagrancy	0	0
Disorderly Conduct	0	0
DUI	0	0
Drunkenness	0	0
Family-Non Violent	0	0
Liquor Law Violation	0	0
Peeping Tom	0	0
Runaway	0	0
Trespass	0	0
All Other Offense	0	0
Total Group B	0	0

TIBRS Group A Offenses	Offenses		Arrests	
	Reported	Cleared	Adult	Juvenile
Crimes Against Persons				
Murder	0	0	0	0
Negligent Manslaughter	0	0	0	0
Kidnapping/Abduction	0	0	0	0
Forcible Rape	0	0	0	0
Forcible Sodomy	0	0	0	0
Sexual Assault w/Object	0	0	0	0
Forcible Fondling	0	0	0	0
Incest	0	0	0	0
Statutory Rape	0	0	0	0
Aggravated Assault	0	0	0	0
Simple Assault	0	0	0	0
Intimidation	0	0	0	0
Stalking	0	0	0	0
Crimes Against Property				
Arson	0	0	0	0
Bribery	0	0	0	0
Burglary	0	0	0	0
Counterfeiting/Forgery	0	0	0	0
Destruction/Damage/Vandalism	0	0	0	0
Embezzlement	0	0	0	0
Extortion/Blackmail	0	0	0	0
Fraud - False Pretenses	0	0	0	0
Fraud - Credit Card/ATM	0	0	0	0
Fraud - Impersonation	0	0	0	0
Fraud - Welfare	0	0	0	0
Fraud - Wire	0	0	0	0
Motor Vehicle Theft	0	0	0	0
Robbery	0	0	0	0
Stolen Property Offense	0	0	0	0
Theft - Pocket Picking	0	0	0	0
Theft - Purse Snatching	0	0	0	0
Theft - Shoplifting	0	0	0	0
Theft from Building	0	0	0	0
Theft from Coin Machine	0	0	0	0
Theft from Motor Vehicle	0	0	0	0
Theft of Motor Vehicle Parts	0	0	0	0
Theft - All Other Larceny	0	0	0	0
Crimes Against Society				
Drug/Narcotic Violations	33	3	3	0
Drug/Narcotic Equipment Violations	0	0	0	0
Gambling-Betting/Wagering	0	0	0	0
Gambling-Operating/Promoting	0	0	0	0
Gambling-Equipment Violation	0	0	0	0
Gambling-Sports Tampering	0	0	0	0
Pornography/Obscene Materials	0	0	0	0
Prostitution	0	0	0	0
Prostitution-Assisting/Promoting	0	0	0	0
Weapon Law Violations	0	0	0	0
Total Group A Offenses	33	3	3	0



9th Judicial Drug Task Force

2002 Population Estimate N/A

Offense Overview

Offense Total 10
Number Cleared 2
Percent Cleared 20.0%

Group A Crimes per 100,000 population N/A

Arrest Overview

Total Arrests 2
Adult Arrests 2
Juvenile Arrests 0
Unknown Age 0

Arrests per 100,000 population N/A

Avg. number offenses/incident 1.00

Domestic Violence Victims

Offense	Total	Arrests
Murder	0	0
Aggravated Assault	0	0
Simple Assault	0	0
Intimidation	0	0
Stalking	0	0
Forcible Rape	0	0
Forcible Sodomy	0	0
Sexual Assault w/Object	0	0
Forcible Fondling	0	0
Incest	0	0
Statutory Rape	0	0
Kidnapping/Abduction	0	0
Total	0	0

TIBRS Group B Arrests

Offense	Adult	Juvenile
Bad Checks	0	0
Curfew/Vagrancy	0	0
Disorderly Conduct	0	0
DUI	0	0
Drunkenness	0	0
Family-Non Violent	0	0
Liquor Law Violation	0	0
Peeping Tom	0	0
Runaway	0	0
Trespass	0	0
All Other Offense	0	0
Total Group B	0	0

TIBRS Group A Offenses	Offenses		Arrests	
	Reported	Cleared	Adult	Juvenile
Crimes Against Persons				
Murder	0	0	0	0
Negligent Manslaughter	0	0	0	0
Kidnapping/Abduction	0	0	0	0
Forcible Rape	0	0	0	0
Forcible Sodomy	0	0	0	0
Sexual Assault w/Object	0	0	0	0
Forcible Fondling	0	0	0	0
Incest	0	0	0	0
Statutory Rape	0	0	0	0
Aggravated Assault	0	0	0	0
Simple Assault	0	0	0	0
Intimidation	0	0	0	0
Stalking	0	0	0	0
Crimes Against Property				
Arson	0	0	0	0
Bribery	0	0	0	0
Burglary	0	0	0	0
Counterfeiting/Forgery	0	0	0	0
Destruction/Damage/Vandalism	0	0	0	0
Embezzlement	0	0	0	0
Extortion/Blackmail	0	0	0	0
Fraud - False Pretenses	0	0	0	0
Fraud - Credit Card/ATM	0	0	0	0
Fraud - Impersonation	0	0	0	0
Fraud - Welfare	0	0	0	0
Fraud - Wire	0	0	0	0
Motor Vehicle Theft	0	0	0	0
Robbery	0	0	0	0
Stolen Property Offense	0	0	0	0
Theft - Pocket Picking	0	0	0	0
Theft - Purse Snatching	0	0	0	0
Theft - Shoplifting	0	0	0	0
Theft from Building	0	0	0	0
Theft from Coin Machine	0	0	0	0
Theft from Motor Vehicle	0	0	0	0
Theft of Motor Vehicle Parts	0	0	0	0
Theft - All Other Larceny	0	0	0	0
Crimes Against Society				
Drug/Narcotic Violations	10	2	2	0
Drug/Narcotic Equipment Violations	0	0	0	0
Gambling-Betting/Wagering	0	0	0	0
Gambling-Operating/Promoting	0	0	0	0
Gambling-Equipment Violation	0	0	0	0
Gambling-Sports Tampering	0	0	0	0
Pornography/Obscene Materials	0	0	0	0
Prostitution	0	0	0	0
Prostitution-Assisting/Promoting	0	0	0	0
Weapon Law Violations	0	0	0	0
Total Group A Offenses	10	2	2	0



10th Judicial Drug Task Force

2002 Population Estimate N/A

Offense Overview

Offense Total 115
Number Cleared 114
Percent Cleared 99.1%

Group A Crimes per 100,000 population N/A

Arrest Overview

Total Arrests 86
Adult Arrests 86
Juvenile Arrests 0
Unknown Age 0

Arrests per 100,000 population N/A

Avg. number offenses/incident 1.51

Domestic Violence Victims

Offense	Total	Arrests
Murder	0	0
Aggravated Assault	0	0
Simple Assault	0	0
Intimidation	0	0
Stalking	0	0
Forcible Rape	0	0
Forcible Sodomy	0	0
Sexual Assault w/Object	0	0
Forcible Fondling	0	0
Incest	0	0
Statutory Rape	0	0
Kidnapping/Abduction	0	0
Total	0	0

TIBRS Group B Arrests

Offense	Adult	Juvenile
Bad Checks	0	0
Curfew/Vagrancy	0	0
Disorderly Conduct	0	0
DUI	0	0
Drunkenness	0	0
Family-Non Violent	0	0
Liquor Law Violation	0	0
Peeping Tom	0	0
Runaway	0	0
Trespass	0	0
All Other Offense	1	0
Total Group B	1	0

TIBRS Group A Offenses	Offenses		Arrests	
	Reported	Cleared	Adult	Juvenile
Crimes Against Persons				
Murder	0	0	0	0
Negligent Manslaughter	0	0	0	0
Kidnapping/Abduction	0	0	0	0
Forcible Rape	0	0	0	0
Forcible Sodomy	0	0	0	0
Sexual Assault w/Object	0	0	0	0
Forcible Fondling	0	0	0	0
Incest	0	0	0	0
Statutory Rape	0	0	0	0
Aggravated Assault	0	0	0	0
Simple Assault	0	0	0	0
Intimidation	0	0	0	0
Stalking	0	0	0	0
Crimes Against Property				
Arson	0	0	0	0
Bribery	0	0	0	0
Burglary	0	0	0	0
Counterfeiting/Forgery	0	0	0	0
Destruction/Damage/Vandalism	0	0	0	0
Embezzlement	0	0	0	0
Extortion/Blackmail	0	0	0	0
Fraud - False Pretenses	0	0	0	0
Fraud - Credit Card/ATM	0	0	0	0
Fraud - Impersonation	0	0	0	0
Fraud - Welfare	0	0	0	0
Fraud - Wire	0	0	0	0
Motor Vehicle Theft	0	0	0	0
Robbery	0	0	0	0
Stolen Property Offense	0	0	0	0
Theft - Pocket Picking	0	0	0	0
Theft - Purse Snatching	0	0	0	0
Theft - Shoplifting	0	0	0	0
Theft from Building	0	0	0	0
Theft from Coin Machine	0	0	0	0
Theft from Motor Vehicle	0	0	0	0
Theft of Motor Vehicle Parts	0	0	0	0
Theft - All Other Larceny	0	0	0	0
Crimes Against Society				
Drug/Narcotic Violations	72	71	82	0
Drug/Narcotic Equipment Violations	36	36	3	0
Gambling-Betting/Wagering	0	0	0	0
Gambling-Operating/Promoting	0	0	0	0
Gambling-Equipment Violation	1	1	0	0
Gambling-Sports Tampering	0	0	0	0
Pornography/Obscene Materials	0	0	0	0
Prostitution	0	0	0	0
Prostitution-Assisting/Promoting	0	0	0	0
Weapon Law Violations	6	6	0	0
Total Group A Offenses	115	114	85	0



12th Judicial Drug Task Force

2002 Population Estimate N/A

Offense Overview

Offense Total 11
Number Cleared 8
Percent Cleared 72.7%

Group A Crimes per 100,000 population N/A

Arrest Overview

Total Arrests 15
Adult Arrests 15
Juvenile Arrests 0
Unknown Age 0

Arrests per 100,000 population N/A

Avg. number offenses/incident 1.10

Domestic Violence Victims

Offense	Total	Arrests
Murder	0	0
Aggravated Assault	0	0
Simple Assault	0	0
Intimidation	0	0
Stalking	0	0
Forcible Rape	0	0
Forcible Sodomy	0	0
Sexual Assault w/Object	0	0
Forcible Fondling	0	0
Incest	0	0
Statutory Rape	0	0
Kidnapping/Abduction	0	0
Total	0	0

TIBRS Group B Arrests

Offense	Adult	Juvenile
Bad Checks	0	0
Curfew/Vagrancy	0	0
Disorderly Conduct	0	0
DUI	0	0
Drunkenness	0	0
Family-Non Violent	0	0
Liquor Law Violation	0	0
Peeping Tom	0	0
Runaway	0	0
Trespass	0	0
All Other Offense	4	0
Total Group B	4	0

TIBRS Group A Offenses	Offenses		Arrests	
	Reported	Cleared	Adult	Juvenile
Crimes Against Persons				
Murder	0	0	0	0
Negligent Manslaughter	0	0	0	0
Kidnapping/Abduction	0	0	0	0
Forcible Rape	0	0	0	0
Forcible Sodomy	0	0	0	0
Sexual Assault w/Object	0	0	0	0
Forcible Fondling	0	0	0	0
Incest	0	0	0	0
Statutory Rape	0	0	0	0
Aggravated Assault	0	0	0	0
Simple Assault	0	0	0	0
Intimidation	0	0	0	0
Stalking	0	0	0	0
Crimes Against Property				
Arson	0	0	0	0
Bribery	0	0	0	0
Burglary	0	0	0	0
Counterfeiting/Forgery	0	0	0	0
Destruction/Damage/Vandalism	0	0	0	0
Embezzlement	0	0	0	0
Extortion/Blackmail	0	0	0	0
Fraud - False Pretenses	0	0	0	0
Fraud - Credit Card/ATM	0	0	0	0
Fraud - Impersonation	0	0	0	0
Fraud - Welfare	0	0	0	0
Fraud - Wire	0	0	0	0
Motor Vehicle Theft	0	0	0	0
Robbery	0	0	0	0
Stolen Property Offense	2	2	5	0
Theft - Pocket Picking	0	0	0	0
Theft - Purse Snatching	0	0	0	0
Theft - Shoplifting	0	0	0	0
Theft from Building	0	0	0	0
Theft from Coin Machine	0	0	0	0
Theft from Motor Vehicle	0	0	0	0
Theft of Motor Vehicle Parts	0	0	0	0
Theft - All Other Larceny	0	0	0	0
Crimes Against Society				
Drug/Narcotic Violations	3	3	5	0
Drug/Narcotic Equipment Violations	5	2	0	0
Gambling-Betting/Wagering	0	0	0	0
Gambling-Operating/Promoting	0	0	0	0
Gambling-Equipment Violation	0	0	0	0
Gambling-Sports Tampering	0	0	0	0
Pornography/Obscene Materials	0	0	0	0
Prostitution	0	0	0	0
Prostitution-Assisting/Promoting	0	0	0	0
Weapon Law Violations	1	1	1	0
Total Group A Offenses	11	8	11	0



13th Judicial Drug Task Force

2002 Population Estimate N/A

Offense Overview

Offense Total 40
Number Cleared 6
Percent Cleared 15.0%

Group A Crimes per 100,000 population N/A

Arrest Overview

Total Arrests 6
Adult Arrests 6
Juvenile Arrests 0
Unknown Age 0

Arrests per 100,000 population N/A

Avg. number offenses/incident 1.14

Domestic Violence Victims

Offense	Total	Arrests
Murder	0	0
Aggravated Assault	0	0
Simple Assault	0	0
Intimidation	0	0
Stalking	0	0
Forcible Rape	0	0
Forcible Sodomy	0	0
Sexual Assault w/Object	0	0
Forcible Fondling	0	0
Incest	0	0
Statutory Rape	0	0
Kidnapping/Abduction	0	0
Total	0	0

TIBRS Group B Arrests

Offense	Adult	Juvenile
Bad Checks	0	0
Curfew/Vagrancy	0	0
Disorderly Conduct	0	0
DUI	0	0
Drunkenness	0	0
Family-Non Violent	0	0
Liquor Law Violation	0	0
Peeping Tom	0	0
Runaway	0	0
Trespass	0	0
All Other Offense	0	0
Total Group B	0	0

TIBRS Group A Offenses	Offenses		Arrests	
	Reported	Cleared	Adult	Juvenile
Crimes Against Persons				
Murder	0	0	0	0
Negligent Manslaughter	0	0	0	0
Kidnapping/Abduction	0	0	0	0
Forcible Rape	0	0	0	0
Forcible Sodomy	0	0	0	0
Sexual Assault w/Object	0	0	0	0
Forcible Fondling	0	0	0	0
Incest	0	0	0	0
Statutory Rape	0	0	0	0
Aggravated Assault	0	0	0	0
Simple Assault	0	0	0	0
Intimidation	0	0	0	0
Stalking	0	0	0	0
Crimes Against Property				
Arson	0	0	0	0
Bribery	0	0	0	0
Burglary	0	0	0	0
Counterfeiting/Forgery	0	0	0	0
Destruction/Damage/Vandalism	0	0	0	0
Embezzlement	0	0	0	0
Extortion/Blackmail	0	0	0	0
Fraud - False Pretenses	0	0	0	0
Fraud - Credit Card/ATM	0	0	0	0
Fraud - Impersonation	0	0	0	0
Fraud - Welfare	0	0	0	0
Fraud - Wire	0	0	0	0
Motor Vehicle Theft	0	0	0	0
Robbery	0	0	0	0
Stolen Property Offense	0	0	0	0
Theft - Pocket Picking	0	0	0	0
Theft - Purse Snatching	0	0	0	0
Theft - Shoplifting	0	0	0	0
Theft from Building	0	0	0	0
Theft from Coin Machine	0	0	0	0
Theft from Motor Vehicle	0	0	0	0
Theft of Motor Vehicle Parts	0	0	0	0
Theft - All Other Larceny	0	0	0	0
Crimes Against Society				
Drug/Narcotic Violations	35	4	6	0
Drug/Narcotic Equipment Violations	2	0	0	0
Gambling-Betting/Wagering	0	0	0	0
Gambling-Operating/Promoting	0	0	0	0
Gambling-Equipment Violation	0	0	0	0
Gambling-Sports Tampering	0	0	0	0
Pornography/Obscene Materials	0	0	0	0
Prostitution	0	0	0	0
Prostitution-Assisting/Promoting	0	0	0	0
Weapon Law Violations	3	2	0	0
Total Group A Offenses	40	6	6	0



14th Judicial Drug Task Force

2002 Population Estimate N/A

Offense Overview

Offense Total 65
 Number Cleared 65
 Percent Cleared 100.0%

Group A Crimes per 100,000
 population N/A

Arrest Overview

Total Arrests 82
 Adult Arrests 81
 Juvenile Arrests 0
 Unknown Age 1

Arrests per 100,000 population N/A

Avg. number offenses/incident 1.08

Domestic Violence Victims

Offense	Total	Arrests
Murder	0	0
Aggravated Assault	1	0
Simple Assault	0	0
Intimidation	0	0
Stalking	0	0
Forcible Rape	0	0
Forcible Sodomy	0	0
Sexual Assault w/Object	0	0
Forcible Fondling	0	0
Incest	0	0
Statutory Rape	0	0
Kidnapping/Abduction	1	2
Total	2	2

TIBRS Group B Arrests

Offense	Adult	Juvenile
Bad Checks	0	0
Curfew/Vagrancy	0	0
Disorderly Conduct	0	0
DUI	0	0
Drunkenness	0	0
Family-Non Violent	0	0
Liquor Law Violation	0	0
Peeping Tom	0	0
Runaway	0	0
Trespass	0	0
All Other Offense	0	0
Total Group B	0	0

TIBRS Group A Offenses	Offenses		Arrests	
	Reported	Cleared	Adult	Juvenile
Crimes Against Persons				
Murder	1	1	1	0
Negligent Manslaughter	0	0	0	0
Kidnapping/Abduction	1	1	2	0
Forcible Rape	0	0	0	0
Forcible Sodomy	0	0	0	0
Sexual Assault w/Object	0	0	0	0
Forcible Fondling	0	0	0	0
Incest	0	0	0	0
Statutory Rape	0	0	0	0
Aggravated Assault	1	1	0	0
Simple Assault	0	0	0	0
Intimidation	0	0	0	0
Stalking	0	0	0	0
Crimes Against Property				
Arson	0	0	0	0
Bribery	0	0	0	0
Burglary	0	0	0	0
Counterfeiting/Forgery	0	0	0	0
Destruction/Damage/Vandalism	0	0	0	0
Embezzlement	0	0	0	0
Extortion/Blackmail	0	0	0	0
Fraud - False Pretenses	0	0	0	0
Fraud - Credit Card/ATM	0	0	0	0
Fraud - Impersonation	0	0	0	0
Fraud - Welfare	0	0	0	0
Fraud - Wire	0	0	0	0
Motor Vehicle Theft	0	0	0	0
Robbery	1	1	0	0
Stolen Property Offense	0	0	0	0
Theft - Pocket Picking	0	0	0	0
Theft - Purse Snatching	0	0	0	0
Theft - Shoplifting	0	0	0	0
Theft from Building	0	0	0	0
Theft from Coin Machine	0	0	0	0
Theft from Motor Vehicle	0	0	0	0
Theft of Motor Vehicle Parts	0	0	0	0
Theft - All Other Larceny	0	0	0	0
Crimes Against Society				
Drug/Narcotic Violations	51	51	68	0
Drug/Narcotic Equipment Violations	7	7	10	0
Gambling-Betting/Wagering	0	0	0	0
Gambling-Operating/Promoting	0	0	0	0
Gambling-Equipment Violation	0	0	0	0
Gambling-Sports Tampering	0	0	0	0
Pornography/Obscene Materials	0	0	0	0
Prostitution	0	0	0	0
Prostitution-Assisting/Promoting	0	0	0	0
Weapon Law Violations	3	3	0	0
Total Group A Offenses	65	65	81	0



15th Judicial Drug Task Force

2002 Population Estimate N/A

Offense Overview

Offense Total 182
Number Cleared 156
Percent Cleared 85.7%

Group A Crimes per 100,000 population N/A

Arrest Overview

Total Arrests 90
Adult Arrests 90
Juvenile Arrests 0
Unknown Age 0

Arrests per 100,000 population N/A

Avg. number offenses/incident 1.14

Domestic Violence Victims

Offense	Total	Arrests
Murder	0	0
Aggravated Assault	0	0
Simple Assault	0	0
Intimidation	0	0
Stalking	0	0
Forcible Rape	0	0
Forcible Sodomy	0	0
Sexual Assault w/Object	0	0
Forcible Fondling	0	0
Incest	0	0
Statutory Rape	0	0
Kidnapping/Abduction	0	0
Total	0	0

TIBRS Group B Arrests

Offense	Adult	Juvenile
Bad Checks	0	0
Curfew/Vagrancy	0	0
Disorderly Conduct	0	0
DUI	0	0
Drunkenness	1	0
Family-Non Violent	0	0
Liquor Law Violation	0	0
Peeping Tom	0	0
Runaway	0	0
Trespass	0	0
All Other Offense	0	0
Total Group B	1	0

TIBRS Group A Offenses	Offenses		Arrests	
	Reported	Cleared	Adult	Juvenile
Crimes Against Persons				
Murder	0	0	0	0
Negligent Manslaughter	0	0	0	0
Kidnapping/Abduction	0	0	0	0
Forcible Rape	0	0	0	0
Forcible Sodomy	0	0	0	0
Sexual Assault w/Object	0	0	0	0
Forcible Fondling	0	0	0	0
Incest	0	0	0	0
Statutory Rape	0	0	0	0
Aggravated Assault	0	0	0	0
Simple Assault	0	0	0	0
Intimidation	0	0	0	0
Stalking	0	0	0	0
Crimes Against Property				
Arson	0	0	0	0
Bribery	0	0	0	0
Burglary	0	0	0	0
Counterfeiting/Forgery	1	1	0	0
Destruction/Damage/Vandalism	0	0	0	0
Embezzlement	0	0	0	0
Extortion/Blackmail	0	0	0	0
Fraud - False Pretenses	1	0	0	0
Fraud - Credit Card/ATM	0	0	0	0
Fraud - Impersonation	0	0	0	0
Fraud - Welfare	0	0	0	0
Fraud - Wire	0	0	0	0
Motor Vehicle Theft	0	0	0	0
Robbery	0	0	0	0
Stolen Property Offense	0	0	0	0
Theft - Pocket Picking	0	0	0	0
Theft - Purse Snatching	0	0	0	0
Theft - Shoplifting	0	0	0	0
Theft from Building	0	0	0	0
Theft from Coin Machine	0	0	0	0
Theft from Motor Vehicle	0	0	0	0
Theft of Motor Vehicle Parts	0	0	0	0
Theft - All Other Larceny	0	0	0	0
Crimes Against Society				
Drug/Narcotic Violations	154	133	87	0
Drug/Narcotic Equipment Violations	25	21	1	0
Gambling-Betting/Wagering	0	0	0	0
Gambling-Operating/Promoting	0	0	0	0
Gambling-Equipment Violation	0	0	0	0
Gambling-Sports Tampering	0	0	0	0
Pornography/Obscene Materials	0	0	0	0
Prostitution	0	0	0	0
Prostitution-Assisting/Promoting	0	0	0	0
Weapon Law Violations	1	1	1	0
Total Group A Offenses	182	156	89	0



17th Judicial Drug Task Force

2002 Population Estimate N/A

Offense Overview

Offense Total 213
Number Cleared 127
Percent Cleared 59.6%

Group A Crimes per 100,000 population N/A

Arrest Overview

Total Arrests 141
Adult Arrests 137
Juvenile Arrests 1
Unknown Age 3

Arrests per 100,000 population N/A

Avg. number offenses/incident 1.02

Domestic Violence Victims

Offense	Total	Arrests
Murder	0	0
Aggravated Assault	0	0
Simple Assault	0	0
Intimidation	0	0
Stalking	0	0
Forcible Rape	0	0
Forcible Sodomy	0	0
Sexual Assault w/Object	0	0
Forcible Fondling	0	0
Incest	0	0
Statutory Rape	0	0
Kidnapping/Abduction	0	0
Total	0	0

TIBRS Group B Arrests

Offense	Adult	Juvenile
Bad Checks	0	0
Curfew/Vagrancy	0	0
Disorderly Conduct	0	0
DUI	0	0
Drunkenness	0	0
Family-Non Violent	0	0
Liquor Law Violation	0	0
Peeping Tom	0	0
Runaway	0	0
Trespass	0	0
All Other Offense	1	0
Total Group B	1	0

TIBRS Group A Offenses	Offenses		Arrests	
	Reported	Cleared	Adult	Juvenile
Crimes Against Persons				
Murder	0	0	0	0
Negligent Manslaughter	0	0	0	0
Kidnapping/Abduction	0	0	0	0
Forcible Rape	0	0	0	0
Forcible Sodomy	0	0	0	0
Sexual Assault w/Object	0	0	0	0
Forcible Fondling	0	0	0	0
Incest	0	0	0	0
Statutory Rape	0	0	0	0
Aggravated Assault	0	0	0	0
Simple Assault	0	0	0	0
Intimidation	0	0	0	0
Stalking	0	0	0	0
Crimes Against Property				
Arson	0	0	0	0
Bribery	0	0	0	0
Burglary	0	0	0	0
Counterfeiting/Forgery	0	0	0	0
Destruction/Damage/Vandalism	0	0	0	0
Embezzlement	0	0	0	0
Extortion/Blackmail	0	0	0	0
Fraud - False Pretenses	0	0	0	0
Fraud - Credit Card/ATM	0	0	0	0
Fraud - Impersonation	1	1	1	0
Fraud - Welfare	0	0	0	0
Fraud - Wire	0	0	0	0
Motor Vehicle Theft	0	0	0	0
Robbery	0	0	0	0
Stolen Property Offense	1	1	1	0
Theft - Pocket Picking	0	0	0	0
Theft - Purse Snatching	0	0	0	0
Theft - Shoplifting	0	0	0	0
Theft from Building	0	0	0	0
Theft from Coin Machine	0	0	0	0
Theft from Motor Vehicle	0	0	0	0
Theft of Motor Vehicle Parts	0	0	0	0
Theft - All Other Larceny	0	0	0	0
Crimes Against Society				
Drug/Narcotic Violations	194	116	129	1
Drug/Narcotic Equipment Violations	17	9	5	0
Gambling-Betting/Wagering	0	0	0	0
Gambling-Operating/Promoting	0	0	0	0
Gambling-Equipment Violation	0	0	0	0
Gambling-Sports Tampering	0	0	0	0
Pornography/Obscene Materials	0	0	0	0
Prostitution	0	0	0	0
Prostitution-Assisting/Promoting	0	0	0	0
Weapon Law Violations	0	0	0	0
Total Group A Offenses	213	127	136	1



18th Judicial Drug Task Force

2002 Population Estimate N/A

Offense Overview

Offense Total 277
Number Cleared 277
Percent Cleared 100.0%

Group A Crimes per 100,000 population N/A

Arrest Overview

Total Arrests 258
Adult Arrests 255
Juvenile Arrests 3
Unknown Age 0

Arrests per 100,000 population N/A

Avg. number offenses/incident 1.40

Domestic Violence Victims

Offense	Total	Arrests
Murder	0	0
Aggravated Assault	0	0
Simple Assault	0	0
Intimidation	0	0
Stalking	0	0
Forcible Rape	0	0
Forcible Sodomy	0	0
Sexual Assault w/Object	0	0
Forcible Fondling	0	0
Incest	0	0
Statutory Rape	0	0
Kidnapping/Abduction	0	0
Total	0	0

TIBRS Group B Arrests

Offense	Adult	Juvenile
Bad Checks	0	0
Curfew/Vagrancy	0	0
Disorderly Conduct	1	0
DUI	1	0
Drunkenness	0	0
Family-Non Violent	0	0
Liquor Law Violation	0	0
Peeping Tom	0	0
Runaway	0	0
Trespass	1	0
All Other Offense	0	0
Total Group B	3	0

TIBRS Group A Offenses	Offenses		Arrests	
	Reported	Cleared	Adult	Juvenile
Crimes Against Persons				
Murder	0	0	0	0
Negligent Manslaughter	0	0	0	0
Kidnapping/Abduction	0	0	0	0
Forcible Rape	0	0	0	0
Forcible Sodomy	0	0	0	0
Sexual Assault w/Object	0	0	0	0
Forcible Fondling	0	0	0	0
Incest	0	0	0	0
Statutory Rape	0	0	0	0
Aggravated Assault	0	0	0	0
Simple Assault	0	0	0	0
Intimidation	0	0	0	0
Stalking	0	0	0	0
Crimes Against Property				
Arson	0	0	0	0
Bribery	0	0	0	0
Burglary	0	0	0	0
Counterfeiting/Forgery	1	1	2	0
Destruction/Damage/Vandalism	0	0	0	0
Embezzlement	0	0	0	0
Extortion/Blackmail	0	0	0	0
Fraud - False Pretenses	3	3	3	0
Fraud - Credit Card/ATM	0	0	0	0
Fraud - Impersonation	0	0	0	0
Fraud - Welfare	0	0	0	0
Fraud - Wire	0	0	0	0
Motor Vehicle Theft	0	0	0	0
Robbery	0	0	0	0
Stolen Property Offense	0	0	0	0
Theft - Pocket Picking	0	0	0	0
Theft - Purse Snatching	0	0	0	0
Theft - Shoplifting	0	0	0	0
Theft from Building	0	0	0	0
Theft from Coin Machine	0	0	0	0
Theft from Motor Vehicle	0	0	0	0
Theft of Motor Vehicle Parts	0	0	0	0
Theft - All Other Larceny	0	0	0	0
Crimes Against Society				
Drug/Narcotic Violations	188	188	233	3
Drug/Narcotic Equipment Violations	72	72	10	0
Gambling-Betting/Wagering	0	0	0	0
Gambling-Operating/Promoting	0	0	0	0
Gambling-Equipment Violation	0	0	0	0
Gambling-Sports Tampering	0	0	0	0
Pornography/Obscene Materials	0	0	0	0
Prostitution	0	0	0	0
Prostitution-Assisting/Promoting	0	0	0	0
Weapon Law Violations	13	13	4	0
Total Group A Offenses	277	277	252	3



19th Judicial Drug Task Force

2002 Population Estimate N/A

Offense Overview

Offense Total 194
Number Cleared 85
Percent Cleared 43.8%

Group A Crimes per 100,000 population N/A

Arrest Overview

Total Arrests 34
Adult Arrests 34
Juvenile Arrests 0
Unknown Age 0

Arrests per 100,000 population N/A

Avg. number offenses/incident 1.11

Domestic Violence Victims

Offense	Total	Arrests
Murder	0	0
Aggravated Assault	0	0
Simple Assault	0	0
Intimidation	0	0
Stalking	0	0
Forcible Rape	0	0
Forcible Sodomy	0	0
Sexual Assault w/Object	0	0
Forcible Fondling	0	0
Incest	0	0
Statutory Rape	0	0
Kidnapping/Abduction	0	0
Total	0	0

TIBRS Group B Arrests

Offense	Adult	Juvenile
Bad Checks	0	0
Curfew/Vagrancy	0	0
Disorderly Conduct	0	0
DUI	0	0
Drunkenness	0	0
Family-Non Violent	0	0
Liquor Law Violation	0	0
Peeping Tom	0	0
Runaway	0	0
Trespass	0	0
All Other Offense	0	0
Total Group B	0	0

TIBRS Group A Offenses	Offenses		Arrests	
	Reported	Cleared	Adult	Juvenile
Crimes Against Persons				
Murder	0	0	0	0
Negligent Manslaughter	0	0	0	0
Kidnapping/Abduction	0	0	0	0
Forcible Rape	0	0	0	0
Forcible Sodomy	0	0	0	0
Sexual Assault w/Object	0	0	0	0
Forcible Fondling	0	0	0	0
Incest	0	0	0	0
Statutory Rape	0	0	0	0
Aggravated Assault	1	1	0	0
Simple Assault	0	0	0	0
Intimidation	0	0	0	0
Stalking	0	0	0	0
Crimes Against Property				
Arson	0	0	0	0
Bribery	0	0	0	0
Burglary	0	0	0	0
Counterfeiting/Forgery	33	27	3	0
Destruction/Damage/Vandalism	0	0	0	0
Embezzlement	0	0	0	0
Extortion/Blackmail	0	0	0	0
Fraud - False Pretenses	34	20	6	0
Fraud - Credit Card/ATM	0	0	0	0
Fraud - Impersonation	0	0	0	0
Fraud - Welfare	0	0	0	0
Fraud - Wire	0	0	0	0
Motor Vehicle Theft	0	0	0	0
Robbery	0	0	0	0
Stolen Property Offense	0	0	0	0
Theft - Pocket Picking	0	0	0	0
Theft - Purse Snatching	0	0	0	0
Theft - Shoplifting	0	0	0	0
Theft from Building	0	0	0	0
Theft from Coin Machine	0	0	0	0
Theft from Motor Vehicle	0	0	0	0
Theft of Motor Vehicle Parts	0	0	0	0
Theft - All Other Larceny	0	0	0	0
Crimes Against Society				
Drug/Narcotic Violations	106	27	25	0
Drug/Narcotic Equipment Violations	18	10	0	0
Gambling-Betting/Wagering	0	0	0	0
Gambling-Operating/Promoting	0	0	0	0
Gambling-Equipment Violation	0	0	0	0
Gambling-Sports Tampering	0	0	0	0
Pornography/Obscene Materials	0	0	0	0
Prostitution	0	0	0	0
Prostitution-Assisting/Promoting	0	0	0	0
Weapon Law Violations	2	0	0	0
Total Group A Offenses	194	85	34	0



21st Judicial Drug Task Force

2002 Population Estimate N/A

Offense Overview

Offense Total 218
Number Cleared 166
Percent Cleared 76.1%

Group A Crimes per 100,000 population N/A

Arrest Overview

Total Arrests 169
Adult Arrests 169
Juvenile Arrests 0
Unknown Age 0

Arrests per 100,000 population N/A

Avg. number offenses/incident 1.19

Domestic Violence Victims

Offense	Total	Arrests
Murder	0	0
Aggravated Assault	0	0
Simple Assault	0	0
Intimidation	0	0
Stalking	0	0
Forcible Rape	0	0
Forcible Sodomy	0	0
Sexual Assault w/Object	0	0
Forcible Fondling	0	0
Incest	0	0
Statutory Rape	0	0
Kidnapping/Abduction	0	0
Total	0	0

TIBRS Group B Arrests

Offense	Adult	Juvenile
Bad Checks	0	0
Curfew/Vagrancy	0	0
Disorderly Conduct	0	0
DUI	1	0
Drunkenness	0	0
Family-Non Violent	0	0
Liquor Law Violation	0	0
Peeping Tom	0	0
Runaway	0	0
Trespass	0	0
All Other Offense	0	0
Total Group B	1	0

TIBRS Group A Offenses	Offenses		Arrests	
	Reported	Cleared	Adult	Juvenile
Crimes Against Persons				
Murder	0	0	0	0
Negligent Manslaughter	0	0	0	0
Kidnapping/Abduction	0	0	0	0
Forcible Rape	0	0	0	0
Forcible Sodomy	0	0	0	0
Sexual Assault w/Object	0	0	0	0
Forcible Fondling	0	0	0	0
Incest	0	0	0	0
Statutory Rape	0	0	0	0
Aggravated Assault	2	2	1	0
Simple Assault	0	0	0	0
Intimidation	0	0	0	0
Stalking	0	0	0	0
Crimes Against Property				
Arson	0	0	0	0
Bribery	0	0	0	0
Burglary	0	0	0	0
Counterfeiting/Forgery	7	4	1	0
Destruction/Damage/Vandalism	0	0	0	0
Embezzlement	0	0	0	0
Extortion/Blackmail	0	0	0	0
Fraud - False Pretenses	7	4	2	0
Fraud - Credit Card/ATM	0	0	0	0
Fraud - Impersonation	1	1	1	0
Fraud - Welfare	0	0	0	0
Fraud - Wire	0	0	0	0
Motor Vehicle Theft	1	1	1	0
Robbery	0	0	0	0
Stolen Property Offense	0	0	0	0
Theft - Pocket Picking	0	0	0	0
Theft - Purse Snatching	0	0	0	0
Theft - Shoplifting	0	0	0	0
Theft from Building	0	0	0	0
Theft from Coin Machine	0	0	0	0
Theft from Motor Vehicle	0	0	0	0
Theft of Motor Vehicle Parts	0	0	0	0
Theft - All Other Larceny	1	1	2	0
Crimes Against Society				
Drug/Narcotic Violations	170	132	156	0
Drug/Narcotic Equipment Violations	22	15	3	0
Gambling-Betting/Wagering	0	0	0	0
Gambling-Operating/Promoting	0	0	0	0
Gambling-Equipment Violation	0	0	0	0
Gambling-Sports Tampering	0	0	0	0
Pornography/Obscene Materials	0	0	0	0
Prostitution	0	0	0	0
Prostitution-Assisting/Promoting	0	0	0	0
Weapon Law Violations	7	6	1	0
Total Group A Offenses	218	166	168	0



22nd Judicial Drug Task Force

2002 Population Estimate N/A

Offense Overview

Offense Total 17
 Number Cleared 0
 Percent Cleared 0.0%

Group A Crimes per 100,000
 population N/A

Arrest Overview

Total Arrests 0
 Adult Arrests 0
 Juvenile Arrests 0
 Unknown Age 0

Arrests per 100,000 population N/A

Avg. number offenses/incident 1.70

Domestic Violence Victims

Offense	Total	Arrests
Murder	0	0
Aggravated Assault	0	0
Simple Assault	0	0
Intimidation	0	0
Stalking	0	0
Forcible Rape	0	0
Forcible Sodomy	0	0
Sexual Assault w/Object	0	0
Forcible Fondling	0	0
Incest	0	0
Statutory Rape	0	0
Kidnapping/Abduction	0	0
Total	0	0

TIBRS Group B Arrests

Offense	Adult	Juvenile
Bad Checks	0	0
Curfew/Vagrancy	0	0
Disorderly Conduct	0	0
DUI	0	0
Drunkenness	0	0
Family-Non Violent	0	0
Liquor Law Violation	0	0
Peeping Tom	0	0
Runaway	0	0
Trespass	0	0
All Other Offense	0	0
Total Group B	0	0

TIBRS Group A Offenses	Offenses		Arrests	
	Reported	Cleared	Adult	Juvenile
Crimes Against Persons				
Murder	0	0	0	0
Negligent Manslaughter	0	0	0	0
Kidnapping/Abduction	0	0	0	0
Forcible Rape	0	0	0	0
Forcible Sodomy	0	0	0	0
Sexual Assault w/Object	0	0	0	0
Forcible Fondling	0	0	0	0
Incest	0	0	0	0
Statutory Rape	0	0	0	0
Aggravated Assault	0	0	0	0
Simple Assault	0	0	0	0
Intimidation	0	0	0	0
Stalking	0	0	0	0
Crimes Against Property				
Arson	0	0	0	0
Bribery	0	0	0	0
Burglary	0	0	0	0
Counterfeiting/Forgery	0	0	0	0
Destruction/Damage/Vandalism	0	0	0	0
Embezzlement	0	0	0	0
Extortion/Blackmail	0	0	0	0
Fraud - False Pretenses	0	0	0	0
Fraud - Credit Card/ATM	0	0	0	0
Fraud - Impersonation	0	0	0	0
Fraud - Welfare	1	0	0	0
Fraud - Wire	0	0	0	0
Motor Vehicle Theft	0	0	0	0
Robbery	0	0	0	0
Stolen Property Offense	0	0	0	0
Theft - Pocket Picking	0	0	0	0
Theft - Purse Snatching	0	0	0	0
Theft - Shoplifting	0	0	0	0
Theft from Building	0	0	0	0
Theft from Coin Machine	0	0	0	0
Theft from Motor Vehicle	0	0	0	0
Theft of Motor Vehicle Parts	0	0	0	0
Theft - All Other Larceny	0	0	0	0
Crimes Against Society				
Drug/Narcotic Violations	9	0	0	0
Drug/Narcotic Equipment Violations	6	0	0	0
Gambling-Betting/Wagering	0	0	0	0
Gambling-Operating/Promoting	0	0	0	0
Gambling-Equipment Violation	0	0	0	0
Gambling-Sports Tampering	0	0	0	0
Pornography/Obscene Materials	0	0	0	0
Prostitution	0	0	0	0
Prostitution-Assisting/Promoting	0	0	0	0
Weapon Law Violations	1	0	0	0
Total Group A Offenses	17	0	0	0



23rd Judicial Drug Task Force

2002 Population Estimate N/A

Offense Overview

Offense Total 56
Number Cleared 36
Percent Cleared 64.3%

Group A Crimes per 100,000 population N/A

Arrest Overview

Total Arrests 42
Adult Arrests 42
Juvenile Arrests 0
Unknown Age 0

Arrests per 100,000 population N/A

Avg. number offenses/incident 1.06

Domestic Violence Victims

Offense	Total	Arrests
Murder	0	0
Aggravated Assault	0	0
Simple Assault	0	0
Intimidation	0	0
Stalking	0	0
Forcible Rape	0	0
Forcible Sodomy	0	0
Sexual Assault w/Object	0	0
Forcible Fondling	0	0
Incest	0	0
Statutory Rape	0	0
Kidnapping/Abduction	0	0
Total	0	0

TIBRS Group B Arrests

Offense	Adult	Juvenile
Bad Checks	0	0
Curfew/Vagrancy	0	0
Disorderly Conduct	0	0
DUI	1	0
Drunkenness	0	0
Family-Non Violent	0	0
Liquor Law Violation	0	0
Peeping Tom	0	0
Runaway	0	0
Trespass	0	0
All Other Offense	0	0
Total Group B	1	0

TIBRS Group A Offenses	Offenses		Arrests	
	Reported	Cleared	Adult	Juvenile
Crimes Against Persons				
Murder	0	0	0	0
Negligent Manslaughter	0	0	0	0
Kidnapping/Abduction	0	0	0	0
Forcible Rape	0	0	0	0
Forcible Sodomy	0	0	0	0
Sexual Assault w/Object	0	0	0	0
Forcible Fondling	0	0	0	0
Incest	0	0	0	0
Statutory Rape	0	0	0	0
Aggravated Assault	0	0	0	0
Simple Assault	0	0	0	0
Intimidation	0	0	0	0
Stalking	0	0	0	0
Crimes Against Property				
Arson	0	0	0	0
Bribery	0	0	0	0
Burglary	0	0	0	0
Counterfeiting/Forgery	0	0	0	0
Destruction/Damage/Vandalism	0	0	0	0
Embezzlement	1	0	0	0
Extortion/Blackmail	0	0	0	0
Fraud - False Pretenses	0	0	0	0
Fraud - Credit Card/ATM	0	0	0	0
Fraud - Impersonation	0	0	0	0
Fraud - Welfare	0	0	0	0
Fraud - Wire	0	0	0	0
Motor Vehicle Theft	0	0	0	0
Robbery	0	0	0	0
Stolen Property Offense	0	0	0	0
Theft - Pocket Picking	0	0	0	0
Theft - Purse Snatching	0	0	0	0
Theft - Shoplifting	0	0	0	0
Theft from Building	0	0	0	0
Theft from Coin Machine	0	0	0	0
Theft from Motor Vehicle	0	0	0	0
Theft of Motor Vehicle Parts	0	0	0	0
Theft - All Other Larceny	0	0	0	0
Crimes Against Society				
Drug/Narcotic Violations	52	33	39	0
Drug/Narcotic Equipment Violations	3	3	2	0
Gambling-Betting/Wagering	0	0	0	0
Gambling-Operating/Promoting	0	0	0	0
Gambling-Equipment Violation	0	0	0	0
Gambling-Sports Tampering	0	0	0	0
Pornography/Obscene Materials	0	0	0	0
Prostitution	0	0	0	0
Prostitution-Assisting/Promoting	0	0	0	0
Weapon Law Violations	0	0	0	0
Total Group A Offenses	56	36	41	0



24th Judicial Drug Task Force

2002 Population Estimate N/A

Offense Overview

Offense Total 132
 Number Cleared 132
 Percent Cleared 100.0%

Group A Crimes per 100,000
 population N/A

Arrest Overview

Total Arrests 153
 Adult Arrests 153
 Juvenile Arrests 0
 Unknown Age 0

Arrests per 100,000 population N/A

Avg. number offenses/incident 1.47

Domestic Violence Victims

Offense	Total	Arrests
Murder	0	0
Aggravated Assault	0	0
Simple Assault	0	0
Intimidation	0	0
Stalking	0	0
Forcible Rape	0	0
Forcible Sodomy	0	0
Sexual Assault w/Object	0	0
Forcible Fondling	0	0
Incest	0	0
Statutory Rape	0	0
Kidnapping/Abduction	0	0
Total	0	0

TIBRS Group B Arrests

Offense	Adult	Juvenile
Bad Checks	0	0
Curfew/Vagrancy	0	0
Disorderly Conduct	0	0
DUI	0	0
Drunkenness	0	0
Family-Non Violent	0	0
Liquor Law Violation	0	0
Peeping Tom	0	0
Runaway	0	0
Trespass	0	0
All Other Offense	1	0
Total Group B	1	0

TIBRS Group A Offenses	Offenses		Arrests	
	Reported	Cleared	Adult	Juvenile
Crimes Against Persons				
Murder	0	0	0	0
Negligent Manslaughter	0	0	0	0
Kidnapping/Abduction	0	0	0	0
Forcible Rape	0	0	0	0
Forcible Sodomy	0	0	0	0
Sexual Assault w/Object	0	0	0	0
Forcible Fondling	0	0	0	0
Incest	0	0	0	0
Statutory Rape	0	0	0	0
Aggravated Assault	0	0	0	0
Simple Assault	0	0	0	0
Intimidation	0	0	0	0
Stalking	0	0	0	0
Crimes Against Property				
Arson	0	0	0	0
Bribery	0	0	0	0
Burglary	0	0	0	0
Counterfeiting/Forgery	0	0	0	0
Destruction/Damage/Vandalism	0	0	0	0
Embezzlement	0	0	0	0
Extortion/Blackmail	0	0	0	0
Fraud - False Pretenses	2	2	2	0
Fraud - Credit Card/ATM	0	0	0	0
Fraud - Impersonation	0	0	0	0
Fraud - Welfare	0	0	0	0
Fraud - Wire	0	0	0	0
Motor Vehicle Theft	0	0	0	0
Robbery	0	0	0	0
Stolen Property Offense	0	0	0	0
Theft - Pocket Picking	0	0	0	0
Theft - Purse Snatching	0	0	0	0
Theft - Shoplifting	0	0	0	0
Theft from Building	0	0	0	0
Theft from Coin Machine	0	0	0	0
Theft from Motor Vehicle	0	0	0	0
Theft of Motor Vehicle Parts	0	0	0	0
Theft - All Other Larceny	0	0	0	0
Crimes Against Society				
Drug/Narcotic Violations	72	72	125	0
Drug/Narcotic Equipment Violations	47	47	15	0
Gambling-Betting/Wagering	0	0	0	0
Gambling-Operating/Promoting	2	2	5	0
Gambling-Equipment Violation	5	5	5	0
Gambling-Sports Tampering	0	0	0	0
Pornography/Obscene Materials	0	0	0	0
Prostitution	0	0	0	0
Prostitution-Assisting/Promoting	0	0	0	0
Weapon Law Violations	4	4	0	0
Total Group A Offenses	132	132	152	0



27th Judicial Drug Task Force

2002 Population Estimate N/A

Offense Overview

Offense Total 89
 Number Cleared 68
 Percent Cleared 76.4%

Group A Crimes per 100,000
 population N/A

Arrest Overview

Total Arrests 43
 Adult Arrests 42
 Juvenile Arrests 1
 Unknown Age 0

Arrests per 100,000 population N/A

Avg. number offenses/incident 1.11

Domestic Violence Victims

Offense	Total	Arrests
Murder	0	0
Aggravated Assault	0	0
Simple Assault	0	0
Intimidation	0	0
Stalking	0	0
Forcible Rape	0	0
Forcible Sodomy	0	0
Sexual Assault w/Object	0	0
Forcible Fondling	0	0
Incest	0	0
Statutory Rape	0	0
Kidnapping/Abduction	0	0
Total	0	0

TIBRS Group B Arrests

Offense	Adult	Juvenile
Bad Checks	0	0
Curfew/Vagrancy	0	0
Disorderly Conduct	0	0
DUI	0	0
Drunkenness	0	0
Family-Non Violent	0	0
Liquor Law Violation	0	0
Peeping Tom	0	0
Runaway	0	0
Trespass	0	0
All Other Offense	0	0
Total Group B	0	0

TIBRS Group A Offenses	Offenses		Arrests	
	Reported	Cleared	Adult	Juvenile
Crimes Against Persons				
Murder	0	0	0	0
Negligent Manslaughter	0	0	0	0
Kidnapping/Abduction	0	0	0	0
Forcible Rape	0	0	0	0
Forcible Sodomy	0	0	0	0
Sexual Assault w/Object	0	0	0	0
Forcible Fondling	0	0	0	0
Incest	0	0	0	0
Statutory Rape	0	0	0	0
Aggravated Assault	1	1	0	0
Simple Assault	0	0	0	0
Intimidation	0	0	0	0
Stalking	0	0	0	0
Crimes Against Property				
Arson	0	0	0	0
Bribery	0	0	0	0
Burglary	0	0	0	0
Counterfeiting/Forgery	0	0	0	0
Destruction/Damage/Vandalism	0	0	0	0
Embezzlement	0	0	0	0
Extortion/Blackmail	0	0	0	0
Fraud - False Pretenses	0	0	0	0
Fraud - Credit Card/ATM	0	0	0	0
Fraud - Impersonation	0	0	0	0
Fraud - Welfare	0	0	0	0
Fraud - Wire	0	0	0	0
Motor Vehicle Theft	0	0	0	0
Robbery	0	0	0	0
Stolen Property Offense	0	0	0	0
Theft - Pocket Picking	0	0	0	0
Theft - Purse Snatching	0	0	0	0
Theft - Shoplifting	0	0	0	0
Theft from Building	0	0	0	0
Theft from Coin Machine	0	0	0	0
Theft from Motor Vehicle	0	0	0	0
Theft of Motor Vehicle Parts	0	0	0	0
Theft - All Other Larceny	0	0	0	0
Crimes Against Society				
Drug/Narcotic Violations	80	62	42	1
Drug/Narcotic Equipment Violations	6	4	0	0
Gambling-Betting/Wagering	0	0	0	0
Gambling-Operating/Promoting	0	0	0	0
Gambling-Equipment Violation	0	0	0	0
Gambling-Sports Tampering	0	0	0	0
Pornography/Obscene Materials	0	0	0	0
Prostitution	0	0	0	0
Prostitution-Assisting/Promoting	0	0	0	0
Weapon Law Violations	2	1	0	0
Total Group A Offenses	89	68	42	1



31st Judicial Drug Task Force

2002 Population Estimate N/A

Offense Overview

Offense Total 13
Number Cleared 8
Percent Cleared 61.5%

Group A Crimes per 100,000 population N/A

Arrest Overview

Total Arrests 6
Adult Arrests 5
Juvenile Arrests 0
Unknown Age 1

Arrests per 100,000 population N/A

Avg. number offenses/incident 1.18

Domestic Violence Victims

Offense	Total	Arrests
Murder	0	0
Aggravated Assault	0	0
Simple Assault	0	0
Intimidation	0	0
Stalking	0	0
Forcible Rape	2	1
Forcible Sodomy	0	0
Sexual Assault w/Object	0	0
Forcible Fondling	3	1
Incest	0	0
Statutory Rape	0	0
Kidnapping/Abduction	0	0
Total	5	2

TIBRS Group B Arrests

Offense	Adult	Juvenile
Bad Checks	0	0
Curfew/Vagrancy	0	0
Disorderly Conduct	0	0
DUI	0	0
Drunkenness	0	0
Family-Non Violent	0	0
Liquor Law Violation	0	0
Peeping Tom	0	0
Runaway	0	0
Trespass	0	0
All Other Offense	0	0
Total Group B	0	0

TIBRS Group A Offenses	Offenses		Arrests	
	Reported	Cleared	Adult	Juvenile
Crimes Against Persons				
Murder	0	0	0	0
Negligent Manslaughter	0	0	0	0
Kidnapping/Abduction	0	0	0	0
Forcible Rape	3	2	2	0
Forcible Sodomy	0	0	0	0
Sexual Assault w/Object	0	0	0	0
Forcible Fondling	3	2	1	0
Incest	0	0	0	0
Statutory Rape	0	0	0	0
Aggravated Assault	0	0	0	0
Simple Assault	0	0	0	0
Intimidation	0	0	0	0
Stalking	0	0	0	0
Crimes Against Property				
Arson	0	0	0	0
Bribery	0	0	0	0
Burglary	0	0	0	0
Counterfeiting/Forgery	0	0	0	0
Destruction/Damage/Vandalism	0	0	0	0
Embezzlement	1	1	1	0
Extortion/Blackmail	0	0	0	0
Fraud - False Pretenses	1	1	1	0
Fraud - Credit Card/ATM	0	0	0	0
Fraud - Impersonation	0	0	0	0
Fraud - Welfare	0	0	0	0
Fraud - Wire	0	0	0	0
Motor Vehicle Theft	0	0	0	0
Robbery	0	0	0	0
Stolen Property Offense	0	0	0	0
Theft - Pocket Picking	0	0	0	0
Theft - Purse Snatching	0	0	0	0
Theft - Shoplifting	0	0	0	0
Theft from Building	0	0	0	0
Theft from Coin Machine	0	0	0	0
Theft from Motor Vehicle	0	0	0	0
Theft of Motor Vehicle Parts	0	0	0	0
Theft - All Other Larceny	0	0	0	0
Crimes Against Society				
Drug/Narcotic Violations	5	2	0	0
Drug/Narcotic Equipment Violations	0	0	0	0
Gambling-Betting/Wagering	0	0	0	0
Gambling-Operating/Promoting	0	0	0	0
Gambling-Equipment Violation	0	0	0	0
Gambling-Sports Tampering	0	0	0	0
Pornography/Obscene Materials	0	0	0	0
Prostitution	0	0	0	0
Prostitution-Assisting/Promoting	0	0	0	0
Weapon Law Violations	0	0	0	0
Total Group A Offenses	13	8	5	0



West Tennessee Drug Task Force

2002 Population Estimate N/A

Offense Overview

Offense Total 132
 Number Cleared 132
 Percent Cleared 100.0%

Group A Crimes per 100,000
 population N/A

Arrest Overview

Total Arrests 189
 Adult Arrests 186
 Juvenile Arrests 3
 Unknown Age 0

Arrests per 100,000 population N/A

Avg. number offenses/incident 1.19

Domestic Violence Victims


Offense	Total	Arrests
Murder	0	0
Aggravated Assault	0	0
Simple Assault	0	0
Intimidation	0	0
Stalking	0	0
Forcible Rape	0	0
Forcible Sodomy	0	0
Sexual Assault w/Object	0	0
Forcible Fondling	0	0
Incest	0	0
Statutory Rape	0	0
Kidnapping/Abduction	0	0
Total	0	0

TIBRS Group B Arrests

Offense	Adult	Juvenile
Bad Checks	0	0
Curfew/Vagrancy	0	0
Disorderly Conduct	0	0
DUI	1	0
Drunkenness	0	0
Family-Non Violent	0	0
Liquor Law Violation	0	0
Peeping Tom	0	0
Runaway	0	0
Trespass	2	0
All Other Offense	18	0
Total Group B	21	0

TIBRS Group A Offenses	Offenses		Arrests	
	Reported	Cleared	Adult	Juvenile
Crimes Against Persons				
Murder	0	0	0	0
Negligent Manslaughter	0	0	0	0
Kidnapping/Abduction	0	0	0	0
Forcible Rape	0	0	0	0
Forcible Sodomy	0	0	0	0
Sexual Assault w/Object	0	0	0	0
Forcible Fondling	0	0	0	0
Incest	0	0	0	0
Statutory Rape	0	0	0	0
Aggravated Assault	1	1	1	0
Simple Assault	0	0	0	0
Intimidation	0	0	0	0
Stalking	0	0	0	0
Crimes Against Property				
Arson	0	0	0	0
Bribery	0	0	0	0
Burglary	0	0	0	0
Counterfeiting/Forgery	0	0	0	0
Destruction/Damage/Vandalism	0	0	0	0
Embezzlement	0	0	0	0
Extortion/Blackmail	0	0	0	0
Fraud - False Pretenses	0	0	0	0
Fraud - Credit Card/ATM	0	0	0	0
Fraud - Impersonation	0	0	0	0
Fraud - Welfare	0	0	0	0
Fraud - Wire	0	0	0	0
Motor Vehicle Theft	0	0	0	0
Robbery	1	1	1	0
Stolen Property Offense	0	0	0	0
Theft - Pocket Picking	0	0	0	0
Theft - Purse Snatching	0	0	0	0
Theft - Shoplifting	0	0	0	0
Theft from Building	0	0	0	0
Theft from Coin Machine	0	0	0	0
Theft from Motor Vehicle	0	0	0	0
Theft of Motor Vehicle Parts	0	0	0	0
Theft - All Other Larceny	0	0	0	0
Crimes Against Society				
Drug/Narcotic Violations	105	105	155	3
Drug/Narcotic Equipment Violations	23	23	7	0
Gambling-Betting/Wagering	0	0	0	0
Gambling-Operating/Promoting	0	0	0	0
Gambling-Equipment Violation	0	0	0	0
Gambling-Sports Tampering	0	0	0	0
Pornography/Obscene Materials	0	0	0	0
Prostitution	0	0	0	0
Prostitution-Assisting/Promoting	0	0	0	0
Weapon Law Violations	2	2	1	0
Total Group A Offenses	132	132	165	3



A large, stylized fingerprint pattern in a light gray color serves as the background for the entire page. The ridges and valleys of the fingerprint are clearly visible, creating a textured, circular pattern that fills the frame.

STATE AGENCIES

2003

Note: The great majority of state level law enforcement agencies are not first responders to crime incidents but provide investigative, technical, or forensic support to other agencies including sheriff's departments, municipal police departments, and drug task forces.

The agencies that utilize the investigative, technical, or forensic support provided by these state level law enforcement agencies most often are first responders, and therefore it is their responsibility to submit the crime statistics to the TIBRS program and the numbers will be included in their data. Reports are not submitted by state level agencies in these cases in order to avoid duplicate reporting and the resulting inflated statistics and inaccurate data.

Tennessee Alcoholic Beverage Commission

2002 Population Estimate N/A

Offense Overview

Offense Total 103
 Number Cleared 76
 Percent Cleared 73.8%

Group A Crimes per 100,000
 population N/A

Arrest Overview

Total Arrests 212
 Adult Arrests 207
 Juvenile Arrests 5
 Unknown Age 0

Arrests per 100,000 population N/A

Avg. number offenses/incident 1.10

Domestic Violence Victims

Offense	Total	Arrests
Murder	0	0
Aggravated Assault	0	0
Simple Assault	0	0
Intimidation	0	0
Stalking	0	0
Forcible Rape	0	0
Forcible Sodomy	0	0
Sexual Assault w/Object	0	0
Forcible Fondling	0	0
Incest	0	0
Statutory Rape	0	0
Kidnapping/Abduction	0	0
Total	0	0

TIBRS Group B Arrests

Offense	Adult	Juvenile
Bad Checks	0	0
Curfew/Vagrancy	0	0
Disorderly Conduct	2	0
DUI	0	0
Drunkenness	4	0
Family-Non Violent	0	0
Liquor Law Violation	84	1
Peeping Tom	0	0
Runaway	0	0
Trespass	0	0
All Other Offense	42	4
Total Group B	132	5

TIBRS Group A Offenses	Offenses		Arrests	
	Reported	Cleared	Adult	Juvenile
Crimes Against Persons				
Murder	0	0	0	0
Negligent Manslaughter	0	0	0	0
Kidnapping/Abduction	0	0	0	0
Forcible Rape	0	0	0	0
Forcible Sodomy	0	0	0	0
Sexual Assault w/Object	0	0	0	0
Forcible Fondling	0	0	0	0
Incest	0	0	0	0
Statutory Rape	0	0	0	0
Aggravated Assault	0	0	0	0
Simple Assault	0	0	0	0
Intimidation	0	0	0	0
Stalking	0	0	0	0
Crimes Against Property				
Arson	0	0	0	0
Bribery	0	0	0	0
Burglary	0	0	0	0
Counterfeiting/Forgery	0	0	0	0
Destruction/Damage/Vandalism	0	0	0	0
Embezzlement	0	0	0	0
Extortion/Blackmail	0	0	0	0
Fraud - False Pretenses	0	0	0	0
Fraud - Credit Card/ATM	0	0	0	0
Fraud - Impersonation	4	4	4	0
Fraud - Welfare	0	0	0	0
Fraud - Wire	0	0	0	0
Motor Vehicle Theft	0	0	0	0
Robbery	0	0	0	0
Stolen Property Offense	0	0	0	0
Theft - Pocket Picking	0	0	0	0
Theft - Purse Snatching	0	0	0	0
Theft - Shoplifting	0	0	0	0
Theft from Building	0	0	0	0
Theft from Coin Machine	0	0	0	0
Theft from Motor Vehicle	0	0	0	0
Theft of Motor Vehicle Parts	0	0	0	0
Theft - All Other Larceny	0	0	0	0
Crimes Against Society				
Drug/Narcotic Violations	87	64	69	0
Drug/Narcotic Equipment Violations	10	7	1	0
Gambling-Betting/Wagering	0	0	0	0
Gambling-Operating/Promoting	0	0	0	0
Gambling-Equipment Violation	1	1	1	0
Gambling-Sports Tampering	0	0	0	0
Pornography/Obscene Materials	0	0	0	0
Prostitution	0	0	0	0
Prostitution-Assisting/Promoting	0	0	0	0
Weapon Law Violations	1	0	0	0
Total Group A Offenses	103	76	75	0

Note: Please see explanatory note on State Agency divider page concerning state level agency reporting numbers.



Tennessee Bureau of Investigation

2002 Population Estimate N/A

Offense Overview

Offense Total 347
 Number Cleared 77
 Percent Cleared 22.2%

Group A Crimes per 100,000 population N/A

Arrest Overview

Total Arrests 203
 Adult Arrests 203
 Juvenile Arrests 0
 Unknown Age 0

Arrests per 100,000 population N/A

Avg. number offenses/incident 1.04

Domestic Violence Victims

Offense	Total	Arrests
Murder	1	1
Aggravated Assault	0	0
Simple Assault	0	0
Intimidation	0	0
Stalking	0	0
Forcible Rape	0	0
Forcible Sodomy	1	0
Sexual Assault w/Object	0	0
Forcible Fondling	0	0
Incest	0	0
Statutory Rape	0	0
Kidnapping/Abduction	0	0
Total	2	1

TIBRS Group B Arrests

Offense	Adult	Juvenile
Bad Checks	0	0
Curfew/Vagrancy	0	0
Disorderly Conduct	0	0
DUI	0	0
Drunkenness	0	0
Family-Non Violent	0	0
Liquor Law Violation	1	0
Peeping Tom	0	0
Runaway	0	0
Trespass	0	0
All Other Offense	117	0
Total Group B	118	0

TIBRS Group A Offenses	Offenses		Arrests	
	Reported	Cleared	Adult	Juvenile
Crimes Against Persons				
Murder	1	1	1	0
Negligent Manslaughter	0	0	0	0
Kidnapping/Abduction	0	0	0	0
Forcible Rape	2	1	0	0
Forcible Sodomy	2	2	1	0
Sexual Assault w/Object	0	0	0	0
Forcible Fondling	1	1	0	0
Incest	0	0	0	0
Statutory Rape	1	1	1	0
Aggravated Assault	4	4	3	0
Simple Assault	1	1	1	0
Intimidation	1	1	0	0
Stalking	1	1	0	0
Crimes Against Property				
Arson	0	0	0	0
Bribery	0	0	0	0
Burglary	3	3	3	0
Counterfeiting/Forgery	1	0	0	0
Destruction/Damage/Vandalism	0	0	0	0
Embezzlement	6	4	3	0
Extortion/Blackmail	0	0	0	0
Fraud - False Pretenses	1	0	0	0
Fraud - Credit Card/ATM	0	0	0	0
Fraud - Impersonation	1	1	0	0
Fraud - Welfare	0	0	0	0
Fraud - Wire	0	0	0	0
Motor Vehicle Theft	0	0	0	0
Robbery	0	0	0	0
Stolen Property Offense	0	0	0	0
Theft - Pocket Picking	0	0	0	0
Theft - Purse Snatching	0	0	0	0
Theft - Shoplifting	0	0	0	0
Theft from Building	1	1	0	0
Theft from Coin Machine	0	0	0	0
Theft from Motor Vehicle	0	0	0	0
Theft of Motor Vehicle Parts	0	0	0	0
Theft - All Other Larceny	3	2	1	0
Crimes Against Society				
Drug/Narcotic Violations	306	48	70	0
Drug/Narcotic Equipment Violations	5	1	0	0
Gambling-Betting/Wagering	0	0	0	0
Gambling-Operating/Promoting	0	0	0	0
Gambling-Equipment Violation	1	1	1	0
Gambling-Sports Tampering	0	0	0	0
Pornography/Obscene Materials	1	1	0	0
Prostitution	0	0	0	0
Prostitution-Assisting/Promoting	0	0	0	0
Weapon Law Violations	4	2	0	0
Total Group A Offenses	347	77	85	0

Note: Please see explanatory note on State Agency divider page concerning state level agency reporting numbers.



Tennessee Department of Revenue

2002 Population Estimate N/A

Offense Overview

Offense Total 15
 Number Cleared 11
 Percent Cleared 73.3%

Group A Crimes per 100,000
 population N/A

Arrest Overview

Total Arrests 7
 Adult Arrests 7
 Juvenile Arrests 0
 Unknown Age 0

Arrests per 100,000 population N/A

Avg. number offenses/incident 1.00

Domestic Violence Victims

Offense	Total	Arrests
Murder	0	0
Aggravated Assault	0	0
Simple Assault	0	0
Intimidation	0	0
Stalking	0	0
Forcible Rape	0	0
Forcible Sodomy	0	0
Sexual Assault w/Object	0	0
Forcible Fondling	0	0
Incest	0	0
Statutory Rape	0	0
Kidnapping/Abduction	0	0
Total	0	0

TIBRS Group B Arrests

Offense	Adult	Juvenile
Bad Checks	0	0
Curfew/Vagrancy	0	0
Disorderly Conduct	0	0
DUI	0	0
Drunkenness	0	0
Family-Non Violent	0	0
Liquor Law Violation	0	0
Peeping Tom	0	0
Runaway	0	0
Trespass	0	0
All Other Offense	0	0
Total Group B	0	0

TIBRS Group A Offenses	Offenses		Arrests	
	Reported	Cleared	Adult	Juvenile
Crimes Against Persons				
Murder	0	0	0	0
Negligent Manslaughter	0	0	0	0
Kidnapping/Abduction	0	0	0	0
Forcible Rape	0	0	0	0
Forcible Sodomy	0	0	0	0
Sexual Assault w/Object	0	0	0	0
Forcible Fondling	0	0	0	0
Incest	0	0	0	0
Statutory Rape	0	0	0	0
Aggravated Assault	0	0	0	0
Simple Assault	0	0	0	0
Intimidation	0	0	0	0
Stalking	0	0	0	0
Crimes Against Property				
Arson	0	0	0	0
Bribery	0	0	0	0
Burglary	0	0	0	0
Counterfeiting/Forgery	0	0	0	0
Destruction/Damage/Vandalism	0	0	0	0
Embezzlement	1	1	0	0
Extortion/Blackmail	0	0	0	0
Fraud - False Pretenses	14	10	7	0
Fraud - Credit Card/ATM	0	0	0	0
Fraud - Impersonation	0	0	0	0
Fraud - Welfare	0	0	0	0
Fraud - Wire	0	0	0	0
Motor Vehicle Theft	0	0	0	0
Robbery	0	0	0	0
Stolen Property Offense	0	0	0	0
Theft - Pocket Picking	0	0	0	0
Theft - Purse Snatching	0	0	0	0
Theft - Shoplifting	0	0	0	0
Theft from Building	0	0	0	0
Theft from Coin Machine	0	0	0	0
Theft from Motor Vehicle	0	0	0	0
Theft of Motor Vehicle Parts	0	0	0	0
Theft - All Other Larceny	0	0	0	0
Crimes Against Society				
Drug/Narcotic Violations	0	0	0	0
Drug/Narcotic Equipment Violations	0	0	0	0
Gambling-Betting/Wagering	0	0	0	0
Gambling-Operating/Promoting	0	0	0	0
Gambling-Equipment Violation	0	0	0	0
Gambling-Sports Tampering	0	0	0	0
Pornography/Obscene Materials	0	0	0	0
Prostitution	0	0	0	0
Prostitution-Assisting/Promoting	0	0	0	0
Weapon Law Violations	0	0	0	0
Total Group A Offenses	15	11	7	0

Note: Please see explanatory note on State Agency divider page concerning state level agency reporting numbers.



Tennessee Department of Safety

2002 Population Estimate **N/A**

Offense Overview

Offense Total 1,759
 Number Cleared 1,749
 Percent Cleared 99.4%

Group A Crimes per 100,000
 population N/A

Arrest Overview

Total Arrests 5,355
 Adult Arrests 5,242
 Juvenile Arrests 111
 Unknown Age 2

Arrests per 100,000 population N/A

Avg. number offenses/incident 1.37

Domestic Violence Victims

Offense	Total	Arrests
Murder	0	0
Aggravated Assault	5	0
Simple Assault	7	7
Intimidation	1	1
Stalking	0	0
Forcible Rape	0	0
Forcible Sodomy	0	0
Sexual Assault w/Object	0	0
Forcible Fondling	0	0
Incest	0	0
Statutory Rape	0	0
Kidnapping/Abduction	0	0
Total	13	8

TIBRS Group B Arrests

Offense	Adult	Juvenile
Bad Checks	0	0
Curfew/Vagrancy	0	0
Disorderly Conduct	10	0
DUI	3,192	29
Drunkenness	289	0
Family-Non Violent	2	0
Liquor Law Violation	114	10
Peeping Tom	0	0
Runaway	0	0
Trespass	0	0
All Other Offense	207	3
Total Group B	3,814	42

TIBRS Group A Offenses	Offenses		Arrests	
	Reported	Cleared	Adult	Juvenile
Crimes Against Persons				
Murder	0	0	0	0
Negligent Manslaughter	4	4	3	0
Kidnapping/Abduction	0	0	0	0
Forcible Rape	0	0	0	0
Forcible Sodomy	0	0	0	0
Sexual Assault w/Object	0	0	0	0
Forcible Fondling	0	0	0	0
Incest	0	0	0	0
Statutory Rape	0	0	0	0
Aggravated Assault	43	37	18	1
Simple Assault	21	21	18	1
Intimidation	36	36	23	2
Stalking	0	0	0	0
Crimes Against Property				
Arson	1	1	1	0
Bribery	2	2	1	0
Burglary	1	1	1	1
Counterfeiting/Forgery	11	11	9	1
Destruction/Damage/Vandalism	1	1	0	0
Embezzlement	0	0	0	0
Extortion/Blackmail	0	0	0	0
Fraud - False Pretenses	14	14	14	0
Fraud - Credit Card/ATM	0	0	0	0
Fraud - Impersonation	21	21	19	0
Fraud - Welfare	0	0	0	0
Fraud - Wire	0	0	0	0
Motor Vehicle Theft	0	0	0	0
Robbery	0	0	0	0
Stolen Property Offense	85	81	90	14
Theft - Pocket Picking	0	0	0	0
Theft - Purse Snatching	0	0	0	0
Theft - Shoplifting	0	0	0	0
Theft from Building	0	0	0	0
Theft from Coin Machine	0	0	0	0
Theft from Motor Vehicle	1	1	1	0
Theft of Motor Vehicle Parts	1	1	1	0
Theft - All Other Larceny	1	1	1	0
Crimes Against Society				
Drug/Narcotic Violations	907	907	1,012	45
Drug/Narcotic Equipment Violations	450	450	111	4
Gambling-Betting/Wagering	0	0	0	0
Gambling-Operating/Promoting	0	0	0	0
Gambling-Equipment Violation	1	1	1	0
Gambling-Sports Tampering	0	0	0	0
Pornography/Obscene Materials	0	0	0	0
Prostitution	2	2	1	0
Prostitution-Assisting/Promoting	0	0	0	0
Weapon Law Violations	156	156	103	0
Total Group A Offenses	1,759	1,749	1,428	69

Note: Please see explanatory note on State Agency divider page concerning state level agency reporting numbers.



Tennessee State Fire Marshal - Arson/Bomb

2002 Population Estimate N/A

Offense Overview

Offense Total 47
 Number Cleared 7
 Percent Cleared 14.9%

Group A Crimes per 100,000
 population N/A

Arrest Overview

Total Arrests 9
 Adult Arrests 9
 Juvenile Arrests 0
 Unknown Age 0

Arrests per 100,000 population N/A

Avg. number offenses/incident 1.02

Domestic Violence Victims

Offense	Total	Arrests
Murder	0	0
Aggravated Assault	0	0
Simple Assault	0	0
Intimidation	0	0
Stalking	0	0
Forcible Rape	0	0
Forcible Sodomy	0	0
Sexual Assault w/Object	0	0
Forcible Fondling	0	0
Incest	0	0
Statutory Rape	0	0
Kidnapping/Abduction	0	0
Total	0	0

TIBRS Group B Arrests

Offense	Adult	Juvenile
Bad Checks	0	0
Curfew/Vagrancy	0	0
Disorderly Conduct	0	0
DUI	0	0
Drunkenness	0	0
Family-Non Violent	0	0
Liquor Law Violation	0	0
Peeping Tom	0	0
Runaway	0	0
Trespass	0	0
All Other Offense	0	0
Total Group B	0	0

TIBRS Group A Offenses	Offenses		Arrests	
	Reported	Cleared	Adult	Juvenile
Crimes Against Persons				
Murder	0	0	0	0
Negligent Manslaughter	0	0	0	0
Kidnapping/Abduction	0	0	0	0
Forcible Rape	0	0	0	0
Forcible Sodomy	0	0	0	0
Sexual Assault w/Object	0	0	0	0
Forcible Fondling	0	0	0	0
Incest	0	0	0	0
Statutory Rape	0	0	0	0
Aggravated Assault	0	0	0	0
Simple Assault	0	0	0	0
Intimidation	0	0	0	0
Stalking	0	0	0	0
Crimes Against Property				
Arson	46	7	9	0
Bribery	0	0	0	0
Burglary	1	0	0	0
Counterfeiting/Forgery	0	0	0	0
Destruction/Damage/Vandalism	0	0	0	0
Embezzlement	0	0	0	0
Extortion/Blackmail	0	0	0	0
Fraud - False Pretenses	0	0	0	0
Fraud - Credit Card/ATM	0	0	0	0
Fraud - Impersonation	0	0	0	0
Fraud - Welfare	0	0	0	0
Fraud - Wire	0	0	0	0
Motor Vehicle Theft	0	0	0	0
Robbery	0	0	0	0
Stolen Property Offense	0	0	0	0
Theft - Pocket Picking	0	0	0	0
Theft - Purse Snatching	0	0	0	0
Theft - Shoplifting	0	0	0	0
Theft from Building	0	0	0	0
Theft from Coin Machine	0	0	0	0
Theft from Motor Vehicle	0	0	0	0
Theft of Motor Vehicle Parts	0	0	0	0
Theft - All Other Larceny	0	0	0	0
Crimes Against Society				
Drug/Narcotic Violations	0	0	0	0
Drug/Narcotic Equipment Violations	0	0	0	0
Gambling-Betting/Wagering	0	0	0	0
Gambling-Operating/Promoting	0	0	0	0
Gambling-Equipment Violation	0	0	0	0
Gambling-Sports Tampering	0	0	0	0
Pornography/Obscene Materials	0	0	0	0
Prostitution	0	0	0	0
Prostitution-Assisting/Promoting	0	0	0	0
Weapon Law Violations	0	0	0	0
Total Group A Offenses	47	7	9	0

Note: Please see explanatory note on State Agency divider page concerning state level agency reporting numbers.



Tennessee Wildlife Resources Agency - Crossville

2002 Population Estimate N/A

Offense Overview

Offense Total 5
Number Cleared 5
Percent Cleared 100.0%

Group A Crimes per 100,000 population N/A

Arrest Overview

Total Arrests 38
Adult Arrests 37
Juvenile Arrests 0
Unknown Age 1

Arrests per 100,000 population N/A

Avg. number offenses/incident 1.00

Domestic Violence Victims

Offense	Total	Arrests
Murder	0	0
Aggravated Assault	0	0
Simple Assault	0	0
Intimidation	0	0
Stalking	0	0
Forcible Rape	0	0
Forcible Sodomy	0	0
Sexual Assault w/Object	0	0
Forcible Fondling	0	0
Incest	0	0
Statutory Rape	0	0
Kidnapping/Abduction	0	0
Total	0	0

TIBRS Group B Arrests

Offense	Adult	Juvenile
Bad Checks	0	0
Curfew/Vagrancy	0	0
Disorderly Conduct	0	0
DUI	6	0
Drunkenness	2	0
Family-Non Violent	0	0
Liquor Law Violation	0	0
Peeping Tom	0	0
Runaway	0	0
Trespass	0	0
All Other Offense	23	0
Total Group B	31	0

TIBRS Group A Offenses	Offenses		Arrests	
	Reported	Cleared	Adult	Juvenile
Crimes Against Persons				
Murder	0	0	0	0
Negligent Manslaughter	0	0	0	0
Kidnapping/Abduction	0	0	0	0
Forcible Rape	0	0	0	0
Forcible Sodomy	0	0	0	0
Sexual Assault w/Object	0	0	0	0
Forcible Fondling	0	0	0	0
Incest	0	0	0	0
Statutory Rape	0	0	0	0
Aggravated Assault	0	0	0	0
Simple Assault	2	2	2	0
Intimidation	0	0	0	0
Stalking	0	0	0	0
Crimes Against Property				
Arson	0	0	0	0
Bribery	0	0	0	0
Burglary	0	0	0	0
Counterfeiting/Forgery	0	0	0	0
Destruction/Damage/Vandalism	0	0	0	0
Embezzlement	0	0	0	0
Extortion/Blackmail	0	0	0	0
Fraud - False Pretenses	0	0	0	0
Fraud - Credit Card/ATM	0	0	0	0
Fraud - Impersonation	0	0	0	0
Fraud - Welfare	0	0	0	0
Fraud - Wire	0	0	0	0
Motor Vehicle Theft	0	0	0	0
Robbery	0	0	0	0
Stolen Property Offense	0	0	0	0
Theft - Pocket Picking	0	0	0	0
Theft - Purse Snatching	0	0	0	0
Theft - Shoplifting	0	0	0	0
Theft from Building	0	0	0	0
Theft from Coin Machine	0	0	0	0
Theft from Motor Vehicle	0	0	0	0
Theft of Motor Vehicle Parts	0	0	0	0
Theft - All Other Larceny	0	0	0	0
Crimes Against Society				
Drug/Narcotic Violations	3	3	4	0
Drug/Narcotic Equipment Violations	0	0	0	0
Gambling-Betting/Wagering	0	0	0	0
Gambling-Operating/Promoting	0	0	0	0
Gambling-Equipment Violation	0	0	0	0
Gambling-Sports Tampering	0	0	0	0
Pornography/Obscene Materials	0	0	0	0
Prostitution	0	0	0	0
Prostitution-Assisting/Promoting	0	0	0	0
Weapon Law Violations	0	0	0	0
Total Group A Offenses	5	5	6	0

Note: Please see explanatory note on State Agency divider page concerning state level agency reporting numbers.



Tennessee Wildlife Resources Agency - Jackson

2002 Population Estimate N/A

Offense Overview

Offense Total 3
 Number Cleared 3
 Percent Cleared 100.0%

Group A Crimes per 100,000
 population N/A

Arrest Overview

Total Arrests 27
 Adult Arrests 27
 Juvenile Arrests 0
 Unknown Age 0

Arrests per 100,000 population N/A

Avg. number offenses/incident 1.00

Domestic Violence Victims

Offense	Total	Arrests
Murder	0	0
Aggravated Assault	0	0
Simple Assault	0	0
Intimidation	0	0
Stalking	0	0
Forcible Rape	0	0
Forcible Sodomy	0	0
Sexual Assault w/Object	0	0
Forcible Fondling	0	0
Incest	0	0
Statutory Rape	0	0
Kidnapping/Abduction	0	0
Total	0	0

TIBRS Group B Arrests

Offense	Adult	Juvenile
Bad Checks	0	0
Curfew/Vagrancy	0	0
Disorderly Conduct	0	0
DUI	13	0
Drunkenness	6	0
Family-Non Violent	0	0
Liquor Law Violation	0	0
Peeping Tom	0	0
Runaway	0	0
Trespass	0	0
All Other Offense	5	0
Total Group B	24	0

TIBRS Group A Offenses	Offenses		Arrests	
	Reported	Cleared	Adult	Juvenile
Crimes Against Persons				
Murder	0	0	0	0
Negligent Manslaughter	0	0	0	0
Kidnapping/Abduction	0	0	0	0
Forcible Rape	0	0	0	0
Forcible Sodomy	0	0	0	0
Sexual Assault w/Object	0	0	0	0
Forcible Fondling	0	0	0	0
Incest	0	0	0	0
Statutory Rape	0	0	0	0
Aggravated Assault	0	0	0	0
Simple Assault	0	0	0	0
Intimidation	1	1	1	0
Stalking	0	0	0	0
Crimes Against Property				
Arson	0	0	0	0
Bribery	0	0	0	0
Burglary	0	0	0	0
Counterfeiting/Forgery	0	0	0	0
Destruction/Damage/Vandalism	0	0	0	0
Embezzlement	0	0	0	0
Extortion/Blackmail	0	0	0	0
Fraud - False Pretenses	0	0	0	0
Fraud - Credit Card/ATM	0	0	0	0
Fraud - Impersonation	0	0	0	0
Fraud - Welfare	0	0	0	0
Fraud - Wire	0	0	0	0
Motor Vehicle Theft	0	0	0	0
Robbery	0	0	0	0
Stolen Property Offense	0	0	0	0
Theft - Pocket Picking	0	0	0	0
Theft - Purse Snatching	0	0	0	0
Theft - Shoplifting	0	0	0	0
Theft from Building	0	0	0	0
Theft from Coin Machine	0	0	0	0
Theft from Motor Vehicle	0	0	0	0
Theft of Motor Vehicle Parts	0	0	0	0
Theft - All Other Larceny	0	0	0	0
Crimes Against Society				
Drug/Narcotic Violations	1	1	1	0
Drug/Narcotic Equipment Violations	0	0	0	0
Gambling-Betting/Wagering	0	0	0	0
Gambling-Operating/Promoting	0	0	0	0
Gambling-Equipment Violation	0	0	0	0
Gambling-Sports Tampering	0	0	0	0
Pornography/Obscene Materials	0	0	0	0
Prostitution	0	0	0	0
Prostitution-Assisting/Promoting	0	0	0	0
Weapon Law Violations	1	1	1	0
Total Group A Offenses	3	3	3	0

Note: Please see explanatory note on State Agency divider page concerning state level agency reporting numbers.



Tennessee Wildlife Resources Agency - Nashville

2002 Population Estimate N/A

Offense Overview

Offense Total 55
 Number Cleared 55
 Percent Cleared 100.0%

Group A Crimes per 100,000
 population N/A

Arrest Overview

Total Arrests 142
 Adult Arrests 138
 Juvenile Arrests 4
 Unknown Age 0

Arrests per 100,000 population N/A

Avg. number offenses/incident 1.00

Domestic Violence Victims

Offense	Total	Arrests
Murder	0	0
Aggravated Assault	0	0
Simple Assault	0	0
Intimidation	0	0
Stalking	0	0
Forcible Rape	0	0
Forcible Sodomy	0	0
Sexual Assault w/Object	0	0
Forcible Fondling	0	0
Incest	0	0
Statutory Rape	0	0
Kidnapping/Abduction	0	0
Total	0	0

TIBRS Group B Arrests

Offense	Adult	Juvenile
Bad Checks	0	0
Curfew/Vagrancy	0	0
Disorderly Conduct	0	0
DUI	24	0
Drunkenness	0	0
Family-Non Violent	0	0
Liquor Law Violation	0	0
Peeping Tom	0	0
Runaway	0	0
Trespass	0	0
All Other Offense	61	2
Total Group B	85	2

TIBRS Group A Offenses	Offenses		Arrests	
	Reported	Cleared	Adult	Juvenile
Crimes Against Persons				
Murder	0	0	0	0
Negligent Manslaughter	0	0	0	0
Kidnapping/Abduction	0	0	0	0
Forcible Rape	0	0	0	0
Forcible Sodomy	0	0	0	0
Sexual Assault w/Object	0	0	0	0
Forcible Fondling	0	0	0	0
Incest	0	0	0	0
Statutory Rape	0	0	0	0
Aggravated Assault	0	0	0	0
Simple Assault	0	0	0	0
Intimidation	0	0	0	0
Stalking	0	0	0	0
Crimes Against Property				
Arson	0	0	0	0
Bribery	0	0	0	0
Burglary	0	0	0	0
Counterfeiting/Forgery	0	0	0	0
Destruction/Damage/Vandalism	0	0	0	0
Embezzlement	0	0	0	0
Extortion/Blackmail	0	0	0	0
Fraud - False Pretenses	0	0	0	0
Fraud - Credit Card/ATM	0	0	0	0
Fraud - Impersonation	1	1	1	0
Fraud - Welfare	0	0	0	0
Fraud - Wire	0	0	0	0
Motor Vehicle Theft	0	0	0	0
Robbery	0	0	0	0
Stolen Property Offense	0	0	0	0
Theft - Pocket Picking	0	0	0	0
Theft - Purse Snatching	0	0	0	0
Theft - Shoplifting	0	0	0	0
Theft from Building	0	0	0	0
Theft from Coin Machine	0	0	0	0
Theft from Motor Vehicle	0	0	0	0
Theft of Motor Vehicle Parts	0	0	0	0
Theft - All Other Larceny	0	0	0	0
Crimes Against Society				
Drug/Narcotic Violations	54	54	52	2
Drug/Narcotic Equipment Violations	0	0	0	0
Gambling-Betting/Wagering	0	0	0	0
Gambling-Operating/Promoting	0	0	0	0
Gambling-Equipment Violation	0	0	0	0
Gambling-Sports Tampering	0	0	0	0
Pornography/Obscene Materials	0	0	0	0
Prostitution	0	0	0	0
Prostitution-Assisting/Promoting	0	0	0	0
Weapon Law Violations	0	0	0	0
Total Group A Offenses	55	55	53	2

Note: Please see explanatory note on State Agency divider page concerning state level agency reporting numbers.



Tennessee Wildlife Resources Agency - Talbot

2002 Population Estimate N/A

Offense Overview

Offense Total 44
 Number Cleared 44
 Percent Cleared 100.0%

Group A Crimes per 100,000
 population N/A

Arrest Overview

Total Arrests 190
 Adult Arrests 186
 Juvenile Arrests 2
 Unknown Age 2

Arrests per 100,000 population N/A

Avg. number offenses/incident 1.00

Domestic Violence Victims

Offense	Total	Arrests
Murder	0	0
Aggravated Assault	0	0
Simple Assault	0	0
Intimidation	0	0
Stalking	0	0
Forcible Rape	0	0
Forcible Sodomy	0	0
Sexual Assault w/Object	0	0
Forcible Fondling	0	0
Incest	0	0
Statutory Rape	0	0
Kidnapping/Abduction	0	0
Total	0	0

TIBRS Group B Arrests

Offense	Adult	Juvenile
Bad Checks	0	0
Curfew/Vagrancy	0	0
Disorderly Conduct	1	0
DUI	23	0
Drunkenness	11	0
Family-Non Violent	0	0
Liquor Law Violation	0	0
Peeping Tom	0	0
Runaway	0	0
Trespass	0	0
All Other Offense	109	1
Total Group B	144	1

TIBRS Group A Offenses	Offenses		Arrests	
	Reported	Cleared	Adult	Juvenile
Crimes Against Persons				
Murder	0	0	0	0
Negligent Manslaughter	0	0	0	0
Kidnapping/Abduction	0	0	0	0
Forcible Rape	0	0	0	0
Forcible Sodomy	0	0	0	0
Sexual Assault w/Object	0	0	0	0
Forcible Fondling	0	0	0	0
Incest	0	0	0	0
Statutory Rape	0	0	0	0
Aggravated Assault	0	0	0	0
Simple Assault	0	0	0	0
Intimidation	1	1	1	0
Stalking	0	0	0	0
Crimes Against Property				
Arson	0	0	0	0
Bribery	0	0	0	0
Burglary	0	0	0	0
Counterfeiting/Forgery	0	0	0	0
Destruction/Damage/Vandalism	0	0	0	0
Embezzlement	0	0	0	0
Extortion/Blackmail	0	0	0	0
Fraud - False Pretenses	0	0	0	0
Fraud - Credit Card/ATM	0	0	0	0
Fraud - Impersonation	1	1	1	0
Fraud - Welfare	0	0	0	0
Fraud - Wire	0	0	0	0
Motor Vehicle Theft	0	0	0	0
Robbery	0	0	0	0
Stolen Property Offense	0	0	0	0
Theft - Pocket Picking	0	0	0	0
Theft - Purse Snatching	0	0	0	0
Theft - Shoplifting	0	0	0	0
Theft from Building	0	0	0	0
Theft from Coin Machine	0	0	0	0
Theft from Motor Vehicle	0	0	0	0
Theft of Motor Vehicle Parts	0	0	0	0
Theft - All Other Larceny	0	0	0	0
Crimes Against Society				
Drug/Narcotic Violations	41	41	39	1
Drug/Narcotic Equipment Violations	1	1	1	0
Gambling-Betting/Wagering	0	0	0	0
Gambling-Operating/Promoting	0	0	0	0
Gambling-Equipment Violation	0	0	0	0
Gambling-Sports Tampering	0	0	0	0
Pornography/Obscene Materials	0	0	0	0
Prostitution	0	0	0	0
Prostitution-Assisting/Promoting	0	0	0	0
Weapon Law Violations	0	0	0	0
Total Group A Offenses	44	44	42	1

Note: Please see explanatory note on State Agency divider page concerning state level agency reporting numbers.





STATE PARKS

2003

Bicentennial Capitol Mall State Park

2002 Population Estimate N/A

Offense Overview

Offense Total 1
 Number Cleared 0
 Percent Cleared 0.0%

Group A Crimes per 100,000
 population N/A

Arrest Overview

Total Arrests 0
 Adult Arrests 0
 Juvenile Arrests 0
 Unknown Age 0

Arrests per 100,000 population N/A

Avg. number offenses/incident 1.00

Domestic Violence Victims

Offense	Total	Arrests
Murder	0	0
Aggravated Assault	0	0
Simple Assault	0	0
Intimidation	0	0
Stalking	0	0
Forcible Rape	0	0
Forcible Sodomy	0	0
Sexual Assault w/Object	0	0
Forcible Fondling	0	0
Incest	0	0
Statutory Rape	0	0
Kidnapping/Abduction	0	0
Total	0	0

TIBRS Group B Arrests

Offense	Adult	Juvenile
Bad Checks	0	0
Curfew/Vagrancy	0	0
Disorderly Conduct	0	0
DUI	0	0
Drunkenness	0	0
Family-Non Violent	0	0
Liquor Law Violation	0	0
Peeping Tom	0	0
Runaway	0	0
Trespass	0	0
All Other Offense	3	0
Total Group B	3	0

TIBRS Group A Offenses	Offenses		Arrests	
	Reported	Cleared	Adult	Juvenile
Crimes Against Persons				
Murder	0	0	0	0
Negligent Manslaughter	0	0	0	0
Kidnapping/Abduction	0	0	0	0
Forcible Rape	0	0	0	0
Forcible Sodomy	0	0	0	0
Sexual Assault w/Object	0	0	0	0
Forcible Fondling	0	0	0	0
Incest	0	0	0	0
Statutory Rape	0	0	0	0
Aggravated Assault	1	0	0	0
Simple Assault	0	0	0	0
Intimidation	0	0	0	0
Stalking	0	0	0	0
Crimes Against Property				
Arson	0	0	0	0
Bribery	0	0	0	0
Burglary	0	0	0	0
Counterfeiting/Forgery	0	0	0	0
Destruction/Damage/Vandalism	0	0	0	0
Embezzlement	0	0	0	0
Extortion/Blackmail	0	0	0	0
Fraud - False Pretenses	0	0	0	0
Fraud - Credit Card/ATM	0	0	0	0
Fraud - Impersonation	0	0	0	0
Fraud - Welfare	0	0	0	0
Fraud - Wire	0	0	0	0
Motor Vehicle Theft	0	0	0	0
Robbery	0	0	0	0
Stolen Property Offense	0	0	0	0
Theft - Pocket Picking	0	0	0	0
Theft - Purse Snatching	0	0	0	0
Theft - Shoplifting	0	0	0	0
Theft from Building	0	0	0	0
Theft from Coin Machine	0	0	0	0
Theft from Motor Vehicle	0	0	0	0
Theft of Motor Vehicle Parts	0	0	0	0
Theft - All Other Larceny	0	0	0	0
Crimes Against Society				
Drug/Narcotic Violations	0	0	0	0
Drug/Narcotic Equipment Violations	0	0	0	0
Gambling-Betting/Wagering	0	0	0	0
Gambling-Operating/Promoting	0	0	0	0
Gambling-Equipment Violation	0	0	0	0
Gambling-Sports Tampering	0	0	0	0
Pornography/Obscene Materials	0	0	0	0
Prostitution	0	0	0	0
Prostitution-Assisting/Promoting	0	0	0	0
Weapon Law Violations	0	0	0	0
Total Group A Offenses	1	0	0	0



Big Ridge State Park

2002 Population Estimate N/A

Offense Overview

Offense Total 7
Number Cleared 1
Percent Cleared 14.3%

Group A Crimes per 100,000 population N/A

Arrest Overview

Total Arrests 19
Adult Arrests 18
Juvenile Arrests 0
Unknown Age 1

Arrests per 100,000 population N/A

Avg. number offenses/incident 1.00

Domestic Violence Victims

Offense	Total	Arrests
Murder	0	0
Aggravated Assault	0	0
Simple Assault	0	0
Intimidation	0	0
Stalking	0	0
Forcible Rape	0	0
Forcible Sodomy	0	0
Sexual Assault w/Object	0	0
Forcible Fondling	0	0
Incest	0	0
Statutory Rape	0	0
Kidnapping/Abduction	0	0
Total	0	0

TIBRS Group B Arrests

Offense	Adult	Juvenile
Bad Checks	0	0
Curfew/Vagrancy	0	0
Disorderly Conduct	0	0
DUI	1	0
Drunkenness	0	0
Family-Non Violent	0	0
Liquor Law Violation	15	0
Peeping Tom	0	0
Runaway	0	0
Trespass	0	0
All Other Offense	1	0
Total Group B	17	0

TIBRS Group A Offenses	Offenses		Arrests	
	Reported	Cleared	Adult	Juvenile
Crimes Against Persons				
Murder	0	0	0	0
Negligent Manslaughter	0	0	0	0
Kidnapping/Abduction	0	0	0	0
Forcible Rape	0	0	0	0
Forcible Sodomy	0	0	0	0
Sexual Assault w/Object	0	0	0	0
Forcible Fondling	0	0	0	0
Incest	0	0	0	0
Statutory Rape	0	0	0	0
Aggravated Assault	0	0	0	0
Simple Assault	0	0	0	0
Intimidation	0	0	0	0
Stalking	0	0	0	0
Crimes Against Property				
Arson	0	0	0	0
Bribery	0	0	0	0
Burglary	0	0	0	0
Counterfeiting/Forgery	0	0	0	0
Destruction/Damage/Vandalism	0	0	0	0
Embezzlement	0	0	0	0
Extortion/Blackmail	0	0	0	0
Fraud - False Pretenses	0	0	0	0
Fraud - Credit Card/ATM	0	0	0	0
Fraud - Impersonation	0	0	0	0
Fraud - Welfare	0	0	0	0
Fraud - Wire	0	0	0	0
Motor Vehicle Theft	0	0	0	0
Robbery	0	0	0	0
Stolen Property Offense	0	0	0	0
Theft - Pocket Picking	0	0	0	0
Theft - Purse Snatching	0	0	0	0
Theft - Shoplifting	0	0	0	0
Theft from Building	0	0	0	0
Theft from Coin Machine	0	0	0	0
Theft from Motor Vehicle	0	0	0	0
Theft of Motor Vehicle Parts	0	0	0	0
Theft - All Other Larceny	0	0	0	0
Crimes Against Society				
Drug/Narcotic Violations	4	1	1	0
Drug/Narcotic Equipment Violations	2	0	0	0
Gambling-Betting/Wagering	0	0	0	0
Gambling-Operating/Promoting	0	0	0	0
Gambling-Equipment Violation	0	0	0	0
Gambling-Sports Tampering	0	0	0	0
Pornography/Obscene Materials	0	0	0	0
Prostitution	0	0	0	0
Prostitution-Assisting/Promoting	0	0	0	0
Weapon Law Violations	1	0	0	0
Total Group A Offenses	7	1	1	0



Booker T. Washington State Park

2002 Population Estimate N/A

Offense Overview

Offense Total 3
Number Cleared 0
Percent Cleared 0.0%

Group A Crimes per 100,000 population N/A

Arrest Overview

Total Arrests 3
Adult Arrests 3
Juvenile Arrests 0
Unknown Age 0

Arrests per 100,000 population N/A

Avg. number offenses/incident 1.00

Domestic Violence Victims

Offense	Total	Arrests
Murder	0	0
Aggravated Assault	0	0
Simple Assault	0	0
Intimidation	0	0
Stalking	0	0
Forcible Rape	0	0
Forcible Sodomy	0	0
Sexual Assault w/Object	0	0
Forcible Fondling	0	0
Incest	0	0
Statutory Rape	0	0
Kidnapping/Abduction	0	0
Total	0	0

TIBRS Group B Arrests

Offense	Adult	Juvenile
Bad Checks	0	0
Curfew/Vagrancy	0	0
Disorderly Conduct	0	0
DUI	0	0
Drunkenness	0	0
Family-Non Violent	0	0
Liquor Law Violation	0	0
Peeping Tom	0	0
Runaway	0	0
Trespass	0	0
All Other Offense	3	0
Total Group B	3	0

TIBRS Group A Offenses	Offenses		Arrests	
	Reported	Cleared	Adult	Juvenile
Crimes Against Persons				
Murder	0	0	0	0
Negligent Manslaughter	0	0	0	0
Kidnapping/Abduction	0	0	0	0
Forcible Rape	0	0	0	0
Forcible Sodomy	0	0	0	0
Sexual Assault w/Object	0	0	0	0
Forcible Fondling	0	0	0	0
Incest	0	0	0	0
Statutory Rape	0	0	0	0
Aggravated Assault	0	0	0	0
Simple Assault	0	0	0	0
Intimidation	0	0	0	0
Stalking	0	0	0	0
Crimes Against Property				
Arson	0	0	0	0
Bribery	0	0	0	0
Burglary	0	0	0	0
Counterfeiting/Forgery	0	0	0	0
Destruction/Damage/Vandalism	3	0	0	0
Embezzlement	0	0	0	0
Extortion/Blackmail	0	0	0	0
Fraud - False Pretenses	0	0	0	0
Fraud - Credit Card/ATM	0	0	0	0
Fraud - Impersonation	0	0	0	0
Fraud - Welfare	0	0	0	0
Fraud - Wire	0	0	0	0
Motor Vehicle Theft	0	0	0	0
Robbery	0	0	0	0
Stolen Property Offense	0	0	0	0
Theft - Pocket Picking	0	0	0	0
Theft - Purse Snatching	0	0	0	0
Theft - Shoplifting	0	0	0	0
Theft from Building	0	0	0	0
Theft from Coin Machine	0	0	0	0
Theft from Motor Vehicle	0	0	0	0
Theft of Motor Vehicle Parts	0	0	0	0
Theft - All Other Larceny	0	0	0	0
Crimes Against Society				
Drug/Narcotic Violations	0	0	0	0
Drug/Narcotic Equipment Violations	0	0	0	0
Gambling-Betting/Wagering	0	0	0	0
Gambling-Operating/Promoting	0	0	0	0
Gambling-Equipment Violation	0	0	0	0
Gambling-Sports Tampering	0	0	0	0
Pornography/Obscene Materials	0	0	0	0
Prostitution	0	0	0	0
Prostitution-Assisting/Promoting	0	0	0	0
Weapon Law Violations	0	0	0	0
Total Group A Offenses	3	0	0	0



Cedars of Lebanon State Park

2002 Population Estimate N/A

Offense Overview

Offense Total 6
 Number Cleared 2
 Percent Cleared 33.3%

Group A Crimes per 100,000 population N/A

Arrest Overview

Total Arrests 0
 Adult Arrests 0
 Juvenile Arrests 0
 Unknown Age 0

Arrests per 100,000 population N/A

Avg. number offenses/incident 1.20

Domestic Violence Victims

Offense	Total	Arrests
Murder	0	0
Aggravated Assault	0	0
Simple Assault	0	0
Intimidation	0	0
Stalking	0	0
Forcible Rape	0	0
Forcible Sodomy	0	0
Sexual Assault w/Object	0	0
Forcible Fondling	0	0
Incest	0	0
Statutory Rape	0	0
Kidnapping/Abduction	0	0
Total	0	0

TIBRS Group B Arrests

Offense	Adult	Juvenile
Bad Checks	0	0
Curfew/Vagrancy	0	0
Disorderly Conduct	0	0
DUI	0	0
Drunkenness	0	0
Family-Non Violent	0	0
Liquor Law Violation	0	0
Peeping Tom	0	0
Runaway	0	0
Trespass	0	0
All Other Offense	0	0
Total Group B	0	0

TIBRS Group A Offenses	Offenses		Arrests	
	Reported	Cleared	Adult	Juvenile
Crimes Against Persons				
Murder	0	0	0	0
Negligent Manslaughter	0	0	0	0
Kidnapping/Abduction	0	0	0	0
Forcible Rape	0	0	0	0
Forcible Sodomy	0	0	0	0
Sexual Assault w/Object	0	0	0	0
Forcible Fondling	0	0	0	0
Incest	0	0	0	0
Statutory Rape	0	0	0	0
Aggravated Assault	0	0	0	0
Simple Assault	0	0	0	0
Intimidation	0	0	0	0
Stalking	0	0	0	0
Crimes Against Property				
Arson	0	0	0	0
Bribery	0	0	0	0
Burglary	1	0	0	0
Counterfeiting/Forgery	0	0	0	0
Destruction/Damage/Vandalism	0	0	0	0
Embezzlement	0	0	0	0
Extortion/Blackmail	0	0	0	0
Fraud - False Pretenses	0	0	0	0
Fraud - Credit Card/ATM	0	0	0	0
Fraud - Impersonation	0	0	0	0
Fraud - Welfare	0	0	0	0
Fraud - Wire	0	0	0	0
Motor Vehicle Theft	0	0	0	0
Robbery	0	0	0	0
Stolen Property Offense	0	0	0	0
Theft - Pocket Picking	0	0	0	0
Theft - Purse Snatching	0	0	0	0
Theft - Shoplifting	0	0	0	0
Theft from Building	0	0	0	0
Theft from Coin Machine	1	0	0	0
Theft from Motor Vehicle	2	0	0	0
Theft of Motor Vehicle Parts	0	0	0	0
Theft - All Other Larceny	0	0	0	0
Crimes Against Society				
Drug/Narcotic Violations	1	1	0	0
Drug/Narcotic Equipment Violations	0	0	0	0
Gambling-Betting/Wagering	0	0	0	0
Gambling-Operating/Promoting	0	0	0	0
Gambling-Equipment Violation	0	0	0	0
Gambling-Sports Tampering	0	0	0	0
Pornography/Obscene Materials	0	0	0	0
Prostitution	0	0	0	0
Prostitution-Assisting/Promoting	0	0	0	0
Weapon Law Violations	1	1	0	0
Total Group A Offenses	6	2	0	0



Chickasaw State Park

2002 Population Estimate N/A

Offense Overview

Offense Total 1
Number Cleared 0
Percent Cleared 0.0%

Group A Crimes per 100,000 population N/A

Arrest Overview

Total Arrests 0
Adult Arrests 0
Juvenile Arrests 0
Unknown Age 0

Arrests per 100,000 population N/A

Avg. number offenses/incident 1.00

Domestic Violence Victims

Offense	Total	Arrests
Murder	0	0
Aggravated Assault	0	0
Simple Assault	0	0
Intimidation	0	0
Stalking	0	0
Forcible Rape	0	0
Forcible Sodomy	0	0
Sexual Assault w/Object	0	0
Forcible Fondling	0	0
Incest	0	0
Statutory Rape	0	0
Kidnapping/Abduction	0	0
Total	0	0

TIBRS Group B Arrests

Offense	Adult	Juvenile
Bad Checks	0	0
Curfew/Vagrancy	0	0
Disorderly Conduct	0	0
DUI	0	0
Drunkenness	0	0
Family-Non Violent	0	0
Liquor Law Violation	0	0
Peeping Tom	0	0
Runaway	0	0
Trespass	0	0
All Other Offense	0	0
Total Group B	0	0

TIBRS Group A Offenses	Offenses		Arrests	
	Reported	Cleared	Adult	Juvenile
Crimes Against Persons				
Murder	0	0	0	0
Negligent Manslaughter	0	0	0	0
Kidnapping/Abduction	0	0	0	0
Forcible Rape	0	0	0	0
Forcible Sodomy	0	0	0	0
Sexual Assault w/Object	0	0	0	0
Forcible Fondling	0	0	0	0
Incest	0	0	0	0
Statutory Rape	0	0	0	0
Aggravated Assault	0	0	0	0
Simple Assault	0	0	0	0
Intimidation	0	0	0	0
Stalking	0	0	0	0
Crimes Against Property				
Arson	0	0	0	0
Bribery	0	0	0	0
Burglary	1	0	0	0
Counterfeiting/Forgery	0	0	0	0
Destruction/Damage/Vandalism	0	0	0	0
Embezzlement	0	0	0	0
Extortion/Blackmail	0	0	0	0
Fraud - False Pretenses	0	0	0	0
Fraud - Credit Card/ATM	0	0	0	0
Fraud - Impersonation	0	0	0	0
Fraud - Welfare	0	0	0	0
Fraud - Wire	0	0	0	0
Motor Vehicle Theft	0	0	0	0
Robbery	0	0	0	0
Stolen Property Offense	0	0	0	0
Theft - Pocket Picking	0	0	0	0
Theft - Purse Snatching	0	0	0	0
Theft - Shoplifting	0	0	0	0
Theft from Building	0	0	0	0
Theft from Coin Machine	0	0	0	0
Theft from Motor Vehicle	0	0	0	0
Theft of Motor Vehicle Parts	0	0	0	0
Theft - All Other Larceny	0	0	0	0
Crimes Against Society				
Drug/Narcotic Violations	0	0	0	0
Drug/Narcotic Equipment Violations	0	0	0	0
Gambling-Betting/Wagering	0	0	0	0
Gambling-Operating/Promoting	0	0	0	0
Gambling-Equipment Violation	0	0	0	0
Gambling-Sports Tampering	0	0	0	0
Pornography/Obscene Materials	0	0	0	0
Prostitution	0	0	0	0
Prostitution-Assisting/Promoting	0	0	0	0
Weapon Law Violations	0	0	0	0
Total Group A Offenses	1	0	0	0



Cove Lake State Park

2002 Population Estimate N/A

Offense Overview

Offense Total 4
 Number Cleared 1
 Percent Cleared 25.0%

Group A Crimes per 100,000
 population N/A

Arrest Overview

Total Arrests 1
 Adult Arrests 1
 Juvenile Arrests 0
 Unknown Age 0

Arrests per 100,000 population N/A

Avg. number offenses/incident 1.00

Domestic Violence Victims

Offense	Total	Arrests
Murder	0	0
Aggravated Assault	0	0
Simple Assault	1	1
Intimidation	0	0
Stalking	0	0
Forcible Rape	0	0
Forcible Sodomy	0	0
Sexual Assault w/Object	0	0
Forcible Fondling	0	0
Incest	0	0
Statutory Rape	0	0
Kidnapping/Abduction	0	0
Total	1	1

TIBRS Group B Arrests

Offense	Adult	Juvenile
Bad Checks	0	0
Curfew/Vagrancy	0	0
Disorderly Conduct	0	0
DUI	0	0
Drunkenness	0	0
Family-Non Violent	0	0
Liquor Law Violation	0	0
Peeping Tom	0	0
Runaway	0	0
Trespass	0	0
All Other Offense	0	0
Total Group B	0	0

TIBRS Group A Offenses	Offenses		Arrests	
	Reported	Cleared	Adult	Juvenile
Crimes Against Persons				
Murder	0	0	0	0
Negligent Manslaughter	0	0	0	0
Kidnapping/Abduction	0	0	0	0
Forcible Rape	0	0	0	0
Forcible Sodomy	0	0	0	0
Sexual Assault w/Object	0	0	0	0
Forcible Fondling	0	0	0	0
Incest	0	0	0	0
Statutory Rape	0	0	0	0
Aggravated Assault	0	0	0	0
Simple Assault	1	1	1	0
Intimidation	0	0	0	0
Stalking	0	0	0	0
Crimes Against Property				
Arson	0	0	0	0
Bribery	0	0	0	0
Burglary	0	0	0	0
Counterfeiting/Forgery	0	0	0	0
Destruction/Damage/Vandalism	0	0	0	0
Embezzlement	0	0	0	0
Extortion/Blackmail	0	0	0	0
Fraud - False Pretenses	0	0	0	0
Fraud - Credit Card/ATM	0	0	0	0
Fraud - Impersonation	0	0	0	0
Fraud - Welfare	0	0	0	0
Fraud - Wire	0	0	0	0
Motor Vehicle Theft	1	0	0	0
Robbery	0	0	0	0
Stolen Property Offense	0	0	0	0
Theft - Pocket Picking	0	0	0	0
Theft - Purse Snatching	0	0	0	0
Theft - Shoplifting	0	0	0	0
Theft from Building	0	0	0	0
Theft from Coin Machine	0	0	0	0
Theft from Motor Vehicle	1	0	0	0
Theft of Motor Vehicle Parts	0	0	0	0
Theft - All Other Larceny	1	0	0	0
Crimes Against Society				
Drug/Narcotic Violations	0	0	0	0
Drug/Narcotic Equipment Violations	0	0	0	0
Gambling-Betting/Wagering	0	0	0	0
Gambling-Operating/Promoting	0	0	0	0
Gambling-Equipment Violation	0	0	0	0
Gambling-Sports Tampering	0	0	0	0
Pornography/Obscene Materials	0	0	0	0
Prostitution	0	0	0	0
Prostitution-Assisting/Promoting	0	0	0	0
Weapon Law Violations	0	0	0	0
Total Group A Offenses	4	1	1	0



Cumberland Mountain State Park

2002 Population Estimate N/A

Offense Overview

Offense Total 0
Number Cleared 0
Percent Cleared #DIV/0!

Group A Crimes per 100,000 population N/A

Arrest Overview

Total Arrests 0
Adult Arrests 0
Juvenile Arrests 0
Unknown Age 0

Arrests per 100,000 population N/A

Avg. number offenses/incident

Domestic Violence Victims

Offense	Total	Arrests
Murder	0	0
Aggravated Assault	0	0
Simple Assault	0	0
Intimidation	0	0
Stalking	0	0
Forcible Rape	0	0
Forcible Sodomy	0	0
Sexual Assault w/Object	0	0
Forcible Fondling	0	0
Incest	0	0
Statutory Rape	0	0
Kidnapping/Abduction	0	0
Total	0	0

TIBRS Group B Arrests

Offense	Adult	Juvenile
Bad Checks	0	0
Curfew/Vagrancy	0	0
Disorderly Conduct	0	0
DUI	0	0
Drunkenness	0	0
Family-Non Violent	0	0
Liquor Law Violation	0	0
Peeping Tom	0	0
Runaway	0	0
Trespass	0	0
All Other Offense	0	0
Total Group B	0	0

TIBRS Group A Offenses	Offenses		Arrests	
	Reported	Cleared	Adult	Juvenile
Crimes Against Persons				
Murder	0	0	0	0
Negligent Manslaughter	0	0	0	0
Kidnapping/Abduction	0	0	0	0
Forcible Rape	0	0	0	0
Forcible Sodomy	0	0	0	0
Sexual Assault w/Object	0	0	0	0
Forcible Fondling	0	0	0	0
Incest	0	0	0	0
Statutory Rape	0	0	0	0
Aggravated Assault	0	0	0	0
Simple Assault	0	0	0	0
Intimidation	0	0	0	0
Stalking	0	0	0	0
Crimes Against Property				
Arson	0	0	0	0
Bribery	0	0	0	0
Burglary	0	0	0	0
Counterfeiting/Forgery	0	0	0	0
Destruction/Damage/Vandalism	0	0	0	0
Embezzlement	0	0	0	0
Extortion/Blackmail	0	0	0	0
Fraud - False Pretenses	0	0	0	0
Fraud - Credit Card/ATM	0	0	0	0
Fraud - Impersonation	0	0	0	0
Fraud - Welfare	0	0	0	0
Fraud - Wire	0	0	0	0
Motor Vehicle Theft	0	0	0	0
Robbery	0	0	0	0
Stolen Property Offense	0	0	0	0
Theft - Pocket Picking	0	0	0	0
Theft - Purse Snatching	0	0	0	0
Theft - Shoplifting	0	0	0	0
Theft from Building	0	0	0	0
Theft from Coin Machine	0	0	0	0
Theft from Motor Vehicle	0	0	0	0
Theft of Motor Vehicle Parts	0	0	0	0
Theft - All Other Larceny	0	0	0	0
Crimes Against Society				
Drug/Narcotic Violations	0	0	0	0
Drug/Narcotic Equipment Violations	0	0	0	0
Gambling-Betting/Wagering	0	0	0	0
Gambling-Operating/Promoting	0	0	0	0
Gambling-Equipment Violation	0	0	0	0
Gambling-Sports Tampering	0	0	0	0
Pornography/Obscene Materials	0	0	0	0
Prostitution	0	0	0	0
Prostitution-Assisting/Promoting	0	0	0	0
Weapon Law Violations	0	0	0	0
Total Group A Offenses	0	0	0	0



David Crockett State Park

2002 Population Estimate N/A

Offense Overview

Offense Total 7
 Number Cleared 1
 Percent Cleared 14.3%

Group A Crimes per 100,000 population N/A

Arrest Overview

Total Arrests 2
 Adult Arrests 2
 Juvenile Arrests 0
 Unknown Age 0

Arrests per 100,000 population N/A

Avg. number offenses/incident 1.00

Domestic Violence Victims

Offense	Total	Arrests
Murder	0	0
Aggravated Assault	0	0
Simple Assault	0	0
Intimidation	0	0
Stalking	0	0
Forcible Rape	0	0
Forcible Sodomy	0	0
Sexual Assault w/Object	0	0
Forcible Fondling	0	0
Incest	0	0
Statutory Rape	0	0
Kidnapping/Abduction	0	0
Total	0	0

TIBRS Group B Arrests

Offense	Adult	Juvenile
Bad Checks	0	0
Curfew/Vagrancy	0	0
Disorderly Conduct	0	0
DUI	0	0
Drunkenness	1	0
Family-Non Violent	0	0
Liquor Law Violation	0	0
Peeping Tom	0	0
Runaway	0	0
Trespass	0	0
All Other Offense	0	0
Total Group B	1	0

TIBRS Group A Offenses	Offenses		Arrests	
	Reported	Cleared	Adult	Juvenile
Crimes Against Persons				
Murder	0	0	0	0
Negligent Manslaughter	0	0	0	0
Kidnapping/Abduction	0	0	0	0
Forcible Rape	0	0	0	0
Forcible Sodomy	0	0	0	0
Sexual Assault w/Object	0	0	0	0
Forcible Fondling	0	0	0	0
Incest	0	0	0	0
Statutory Rape	0	0	0	0
Aggravated Assault	0	0	0	0
Simple Assault	1	1	1	0
Intimidation	0	0	0	0
Stalking	0	0	0	0
Crimes Against Property				
Arson	0	0	0	0
Bribery	0	0	0	0
Burglary	0	0	0	0
Counterfeiting/Forgery	0	0	0	0
Destruction/Damage/Vandalism	3	0	0	0
Embezzlement	0	0	0	0
Extortion/Blackmail	0	0	0	0
Fraud - False Pretenses	0	0	0	0
Fraud - Credit Card/ATM	0	0	0	0
Fraud - Impersonation	0	0	0	0
Fraud - Welfare	0	0	0	0
Fraud - Wire	0	0	0	0
Motor Vehicle Theft	0	0	0	0
Robbery	0	0	0	0
Stolen Property Offense	0	0	0	0
Theft - Pocket Picking	0	0	0	0
Theft - Purse Snatching	0	0	0	0
Theft - Shoplifting	0	0	0	0
Theft from Building	0	0	0	0
Theft from Coin Machine	0	0	0	0
Theft from Motor Vehicle	2	0	0	0
Theft of Motor Vehicle Parts	0	0	0	0
Theft - All Other Larceny	1	0	0	0
Crimes Against Society				
Drug/Narcotic Violations	0	0	0	0
Drug/Narcotic Equipment Violations	0	0	0	0
Gambling-Betting/Wagering	0	0	0	0
Gambling-Operating/Promoting	0	0	0	0
Gambling-Equipment Violation	0	0	0	0
Gambling-Sports Tampering	0	0	0	0
Pornography/Obscene Materials	0	0	0	0
Prostitution	0	0	0	0
Prostitution-Assisting/Promoting	0	0	0	0
Weapon Law Violations	0	0	0	0
Total Group A Offenses	7	1	1	0



Davy Crockett Birthplace State Park

2002 Population Estimate N/A

Offense Overview

Offense Total 2
 Number Cleared 0
 Percent Cleared 0.0%

Group A Crimes per 100,000
 population N/A

Arrest Overview

Total Arrests 1
 Adult Arrests 1
 Juvenile Arrests 0
 Unknown Age 0

Arrests per 100,000 population N/A

Avg. number offenses/incident 1.00

Domestic Violence Victims

Offense	Total	Arrests
Murder	0	0
Aggravated Assault	0	0
Simple Assault	0	0
Intimidation	0	0
Stalking	0	0
Forcible Rape	0	0
Forcible Sodomy	0	0
Sexual Assault w/Object	0	0
Forcible Fondling	0	0
Incest	0	0
Statutory Rape	0	0
Kidnapping/Abduction	0	0
Total	0	0

TIBRS Group B Arrests

Offense	Adult	Juvenile
Bad Checks	0	0
Curfew/Vagrancy	0	0
Disorderly Conduct	0	0
DUI	0	0
Drunkenness	1	0
Family-Non Violent	0	0
Liquor Law Violation	0	0
Peeping Tom	0	0
Runaway	0	0
Trespass	0	0
All Other Offense	0	0
Total Group B	1	0

TIBRS Group A Offenses	Offenses		Arrests	
	Reported	Cleared	Adult	Juvenile
Crimes Against Persons				
Murder	0	0	0	0
Negligent Manslaughter	0	0	0	0
Kidnapping/Abduction	0	0	0	0
Forcible Rape	0	0	0	0
Forcible Sodomy	0	0	0	0
Sexual Assault w/Object	0	0	0	0
Forcible Fondling	0	0	0	0
Incest	0	0	0	0
Statutory Rape	0	0	0	0
Aggravated Assault	0	0	0	0
Simple Assault	0	0	0	0
Intimidation	0	0	0	0
Stalking	0	0	0	0
Crimes Against Property				
Arson	0	0	0	0
Bribery	0	0	0	0
Burglary	1	0	0	0
Counterfeiting/Forgery	0	0	0	0
Destruction/Damage/Vandalism	1	0	0	0
Embezzlement	0	0	0	0
Extortion/Blackmail	0	0	0	0
Fraud - False Pretenses	0	0	0	0
Fraud - Credit Card/ATM	0	0	0	0
Fraud - Impersonation	0	0	0	0
Fraud - Welfare	0	0	0	0
Fraud - Wire	0	0	0	0
Motor Vehicle Theft	0	0	0	0
Robbery	0	0	0	0
Stolen Property Offense	0	0	0	0
Theft - Pocket Picking	0	0	0	0
Theft - Purse Snatching	0	0	0	0
Theft - Shoplifting	0	0	0	0
Theft from Building	0	0	0	0
Theft from Coin Machine	0	0	0	0
Theft from Motor Vehicle	0	0	0	0
Theft of Motor Vehicle Parts	0	0	0	0
Theft - All Other Larceny	0	0	0	0
Crimes Against Society				
Drug/Narcotic Violations	0	0	0	0
Drug/Narcotic Equipment Violations	0	0	0	0
Gambling-Betting/Wagering	0	0	0	0
Gambling-Operating/Promoting	0	0	0	0
Gambling-Equipment Violation	0	0	0	0
Gambling-Sports Tampering	0	0	0	0
Pornography/Obscene Materials	0	0	0	0
Prostitution	0	0	0	0
Prostitution-Assisting/Promoting	0	0	0	0
Weapon Law Violations	0	0	0	0
Total Group A Offenses	2	0	0	0



Edgar Evins State Park

2002 Population Estimate N/A

Offense Overview

Offense Total 0
 Number Cleared 0
 Percent Cleared #DIV/0!

Group A Crimes per 100,000
 population N/A

Arrest Overview

Total Arrests 2
 Adult Arrests 2
 Juvenile Arrests 0
 Unknown Age 0

Arrests per 100,000 population N/A

Avg. number offenses/incident N/A

Domestic Violence Victims

Offense	Total	Arrests
Murder	0	0
Aggravated Assault	0	0
Simple Assault	0	0
Intimidation	0	0
Stalking	0	0
Forcible Rape	0	0
Forcible Sodomy	0	0
Sexual Assault w/Object	0	0
Forcible Fondling	0	0
Incest	0	0
Statutory Rape	0	0
Kidnapping/Abduction	0	0
Total	0	0

TIBRS Group B Arrests

Offense	Adult	Juvenile
Bad Checks	0	0
Curfew/Vagrancy	0	0
Disorderly Conduct	0	0
DUI	1	0
Drunkenness	1	0
Family-Non Violent	0	0
Liquor Law Violation	0	0
Peeping Tom	0	0
Runaway	0	0
Trespass	0	0
All Other Offense	0	0
Total Group B	2	0

TIBRS Group A Offenses	Offenses		Arrests	
	Reported	Cleared	Adult	Juvenile
Crimes Against Persons				
Murder	0	0	0	0
Negligent Manslaughter	0	0	0	0
Kidnapping/Abduction	0	0	0	0
Forcible Rape	0	0	0	0
Forcible Sodomy	0	0	0	0
Sexual Assault w/Object	0	0	0	0
Forcible Fondling	0	0	0	0
Incest	0	0	0	0
Statutory Rape	0	0	0	0
Aggravated Assault	0	0	0	0
Simple Assault	0	0	0	0
Intimidation	0	0	0	0
Stalking	0	0	0	0
Crimes Against Property				
Arson	0	0	0	0
Bribery	0	0	0	0
Burglary	0	0	0	0
Counterfeiting/Forgery	0	0	0	0
Destruction/Damage/Vandalism	0	0	0	0
Embezzlement	0	0	0	0
Extortion/Blackmail	0	0	0	0
Fraud - False Pretenses	0	0	0	0
Fraud - Credit Card/ATM	0	0	0	0
Fraud - Impersonation	0	0	0	0
Fraud - Welfare	0	0	0	0
Fraud - Wire	0	0	0	0
Motor Vehicle Theft	0	0	0	0
Robbery	0	0	0	0
Stolen Property Offense	0	0	0	0
Theft - Pocket Picking	0	0	0	0
Theft - Purse Snatching	0	0	0	0
Theft - Shoplifting	0	0	0	0
Theft from Building	0	0	0	0
Theft from Coin Machine	0	0	0	0
Theft from Motor Vehicle	0	0	0	0
Theft of Motor Vehicle Parts	0	0	0	0
Theft - All Other Larceny	0	0	0	0
Crimes Against Society				
Drug/Narcotic Violations	0	0	0	0
Drug/Narcotic Equipment Violations	0	0	0	0
Gambling-Betting/Wagering	0	0	0	0
Gambling-Operating/Promoting	0	0	0	0
Gambling-Equipment Violation	0	0	0	0
Gambling-Sports Tampering	0	0	0	0
Pornography/Obscene Materials	0	0	0	0
Prostitution	0	0	0	0
Prostitution-Assisting/Promoting	0	0	0	0
Weapon Law Violations	0	0	0	0
Total Group A Offenses	0	0	0	0



Fall Creek Falls State Park

2002 Population Estimate N/A

Offense Overview

Offense Total 12
 Number Cleared 2
 Percent Cleared 16.7%

Group A Crimes per 100,000
 population N/A

Arrest Overview

Total Arrests 3
 Adult Arrests 3
 Juvenile Arrests 0
 Unknown Age 0

Arrests per 100,000 population N/A

Avg. number offenses/incident 1.00

Domestic Violence Victims

Offense	Total	Arrests
Murder	0	0
Aggravated Assault	0	0
Simple Assault	0	0
Intimidation	0	0
Stalking	0	0
Forcible Rape	0	0
Forcible Sodomy	0	0
Sexual Assault w/Object	0	0
Forcible Fondling	0	0
Incest	0	0
Statutory Rape	0	0
Kidnapping/Abduction	0	0
Total	0	0

TIBRS Group B Arrests

Offense	Adult	Juvenile
Bad Checks	0	0
Curfew/Vagrancy	0	0
Disorderly Conduct	0	0
DUI	0	0
Drunkenness	0	0
Family-Non Violent	0	0
Liquor Law Violation	0	0
Peeping Tom	0	0
Runaway	0	0
Trespass	0	0
All Other Offense	1	0
Total Group B	1	0

TIBRS Group A Offenses	Offenses		Arrests	
	Reported	Cleared	Adult	Juvenile
Crimes Against Persons				
Murder	0	0	0	0
Negligent Manslaughter	0	0	0	0
Kidnapping/Abduction	0	0	0	0
Forcible Rape	0	0	0	0
Forcible Sodomy	0	0	0	0
Sexual Assault w/Object	0	0	0	0
Forcible Fondling	0	0	0	0
Incest	0	0	0	0
Statutory Rape	0	0	0	0
Aggravated Assault	0	0	0	0
Simple Assault	0	0	0	0
Intimidation	0	0	0	0
Stalking	0	0	0	0
Crimes Against Property				
Arson	0	0	0	0
Bribery	0	0	0	0
Burglary	0	0	0	0
Counterfeiting/Forgery	0	0	0	0
Destruction/Damage/Vandalism	5	0	0	0
Embezzlement	0	0	0	0
Extortion/Blackmail	0	0	0	0
Fraud - False Pretenses	3	2	2	0
Fraud - Credit Card/ATM	0	0	0	0
Fraud - Impersonation	0	0	0	0
Fraud - Welfare	0	0	0	0
Fraud - Wire	0	0	0	0
Motor Vehicle Theft	0	0	0	0
Robbery	0	0	0	0
Stolen Property Offense	0	0	0	0
Theft - Pocket Picking	0	0	0	0
Theft - Purse Snatching	0	0	0	0
Theft - Shoplifting	0	0	0	0
Theft from Building	1	0	0	0
Theft from Coin Machine	0	0	0	0
Theft from Motor Vehicle	1	0	0	0
Theft of Motor Vehicle Parts	0	0	0	0
Theft - All Other Larceny	1	0	0	0
Crimes Against Society				
Drug/Narcotic Violations	0	0	0	0
Drug/Narcotic Equipment Violations	0	0	0	0
Gambling-Betting/Wagering	0	0	0	0
Gambling-Operating/Promoting	0	0	0	0
Gambling-Equipment Violation	0	0	0	0
Gambling-Sports Tampering	0	0	0	0
Pornography/Obscene Materials	0	0	0	0
Prostitution	0	0	0	0
Prostitution-Assisting/Promoting	0	0	0	0
Weapon Law Violations	1	0	0	0
Total Group A Offenses	12	2	2	0



Fort Loudoun State Historic Area

2002 Population Estimate N/A

Offense Overview

Offense Total 0
 Number Cleared 0
 Percent Cleared #DIV/0!

Group A Crimes per 100,000 population N/A

Arrest Overview

Total Arrests 0
 Adult Arrests 0
 Juvenile Arrests 0
 Unknown Age 0

Arrests per 100,000 population N/A

Avg. number offenses/incident

Domestic Violence Victims

Offense	Total	Arrests
Murder	0	0
Aggravated Assault	0	0
Simple Assault	0	0
Intimidation	0	0
Stalking	0	0
Forcible Rape	0	0
Forcible Sodomy	0	0
Sexual Assault w/Object	0	0
Forcible Fondling	0	0
Incest	0	0
Statutory Rape	0	0
Kidnapping/Abduction	0	0
Total	0	0

TIBRS Group B Arrests

Offense	Adult	Juvenile
Bad Checks	0	0
Curfew/Vagrancy	0	0
Disorderly Conduct	0	0
DUI	0	0
Drunkenness	0	0
Family-Non Violent	0	0
Liquor Law Violation	0	0
Peeping Tom	0	0
Runaway	0	0
Trespass	0	0
All Other Offense	0	0
Total Group B	0	0

TIBRS Group A Offenses	Offenses		Arrests	
	Reported	Cleared	Adult	Juvenile
Crimes Against Persons				
Murder	0	0	0	0
Negligent Manslaughter	0	0	0	0
Kidnapping/Abduction	0	0	0	0
Forcible Rape	0	0	0	0
Forcible Sodomy	0	0	0	0
Sexual Assault w/Object	0	0	0	0
Forcible Fondling	0	0	0	0
Incest	0	0	0	0
Statutory Rape	0	0	0	0
Aggravated Assault	0	0	0	0
Simple Assault	0	0	0	0
Intimidation	0	0	0	0
Stalking	0	0	0	0
Crimes Against Property				
Arson	0	0	0	0
Bribery	0	0	0	0
Burglary	0	0	0	0
Counterfeiting/Forgery	0	0	0	0
Destruction/Damage/Vandalism	0	0	0	0
Embezzlement	0	0	0	0
Extortion/Blackmail	0	0	0	0
Fraud - False Pretenses	0	0	0	0
Fraud - Credit Card/ATM	0	0	0	0
Fraud - Impersonation	0	0	0	0
Fraud - Welfare	0	0	0	0
Fraud - Wire	0	0	0	0
Motor Vehicle Theft	0	0	0	0
Robbery	0	0	0	0
Stolen Property Offense	0	0	0	0
Theft - Pocket Picking	0	0	0	0
Theft - Purse Snatching	0	0	0	0
Theft - Shoplifting	0	0	0	0
Theft from Building	0	0	0	0
Theft from Coin Machine	0	0	0	0
Theft from Motor Vehicle	0	0	0	0
Theft of Motor Vehicle Parts	0	0	0	0
Theft - All Other Larceny	0	0	0	0
Crimes Against Society				
Drug/Narcotic Violations	0	0	0	0
Drug/Narcotic Equipment Violations	0	0	0	0
Gambling-Betting/Wagering	0	0	0	0
Gambling-Operating/Promoting	0	0	0	0
Gambling-Equipment Violation	0	0	0	0
Gambling-Sports Tampering	0	0	0	0
Pornography/Obscene Materials	0	0	0	0
Prostitution	0	0	0	0
Prostitution-Assisting/Promoting	0	0	0	0
Weapon Law Violations	0	0	0	0
Total Group A Offenses	0	0	0	0



Frozen Head State Natural Area

2002 Population Estimate N/A

Offense Overview

Offense Total 3
 Number Cleared 3
 Percent Cleared 100.0%

Group A Crimes per 100,000
 population N/A

Arrest Overview

Total Arrests 11
 Adult Arrests 11
 Juvenile Arrests 0
 Unknown Age 0

Arrests per 100,000 population N/A

Avg. number offenses/incident 1.00

Domestic Violence Victims

Offense	Total	Arrests
Murder	0	0
Aggravated Assault	0	0
Simple Assault	0	0
Intimidation	0	0
Stalking	0	0
Forcible Rape	0	0
Forcible Sodomy	0	0
Sexual Assault w/Object	0	0
Forcible Fondling	0	0
Incest	0	0
Statutory Rape	0	0
Kidnapping/Abduction	0	0
Total	0	0

TIBRS Group B Arrests

Offense	Adult	Juvenile
Bad Checks	0	0
Curfew/Vagrancy	0	0
Disorderly Conduct	0	0
DUI	1	0
Drunkenness	3	0
Family-Non Violent	0	0
Liquor Law Violation	0	0
Peeping Tom	0	0
Runaway	0	0
Trespass	0	0
All Other Offense	4	0
Total Group B	8	0

TIBRS Group A Offenses	Offenses		Arrests	
	Reported	Cleared	Adult	Juvenile
Crimes Against Persons				
Murder	0	0	0	0
Negligent Manslaughter	0	0	0	0
Kidnapping/Abduction	0	0	0	0
Forcible Rape	0	0	0	0
Forcible Sodomy	0	0	0	0
Sexual Assault w/Object	0	0	0	0
Forcible Fondling	0	0	0	0
Incest	0	0	0	0
Statutory Rape	0	0	0	0
Aggravated Assault	0	0	0	0
Simple Assault	0	0	0	0
Intimidation	0	0	0	0
Stalking	0	0	0	0
Crimes Against Property				
Arson	0	0	0	0
Bribery	0	0	0	0
Burglary	0	0	0	0
Counterfeiting/Forgery	0	0	0	0
Destruction/Damage/Vandalism	0	0	0	0
Embezzlement	0	0	0	0
Extortion/Blackmail	0	0	0	0
Fraud - False Pretenses	0	0	0	0
Fraud - Credit Card/ATM	0	0	0	0
Fraud - Impersonation	0	0	0	0
Fraud - Welfare	0	0	0	0
Fraud - Wire	0	0	0	0
Motor Vehicle Theft	0	0	0	0
Robbery	0	0	0	0
Stolen Property Offense	0	0	0	0
Theft - Pocket Picking	0	0	0	0
Theft - Purse Snatching	0	0	0	0
Theft - Shoplifting	0	0	0	0
Theft from Building	0	0	0	0
Theft from Coin Machine	0	0	0	0
Theft from Motor Vehicle	0	0	0	0
Theft of Motor Vehicle Parts	0	0	0	0
Theft - All Other Larceny	0	0	0	0
Crimes Against Society				
Drug/Narcotic Violations	2	2	2	0
Drug/Narcotic Equipment Violations	1	1	1	0
Gambling-Betting/Wagering	0	0	0	0
Gambling-Operating/Promoting	0	0	0	0
Gambling-Equipment Violation	0	0	0	0
Gambling-Sports Tampering	0	0	0	0
Pornography/Obscene Materials	0	0	0	0
Prostitution	0	0	0	0
Prostitution-Assisting/Promoting	0	0	0	0
Weapon Law Violations	0	0	0	0
Total Group A Offenses	3	3	3	0



Harpeth Scenic River & Narrows Historic Area

2002 Population Estimate N/A

Offense Overview

Offense Total 1
Number Cleared 1
Percent Cleared 100.0%

Group A Crimes per 100,000 population N/A

Arrest Overview

Total Arrests 1
Adult Arrests 1
Juvenile Arrests 0
Unknown Age 0

Arrests per 100,000 population N/A

Avg. number offenses/incident 1.00

Domestic Violence Victims

Offense	Total	Arrests
Murder	0	0
Aggravated Assault	0	0
Simple Assault	0	0
Intimidation	0	0
Stalking	0	0
Forcible Rape	0	0
Forcible Sodomy	0	0
Sexual Assault w/Object	0	0
Forcible Fondling	0	0
Incest	0	0
Statutory Rape	0	0
Kidnapping/Abduction	0	0
Total	0	0

TIBRS Group B Arrests

Offense	Adult	Juvenile
Bad Checks	0	0
Curfew/Vagrancy	0	0
Disorderly Conduct	0	0
DUI	0	0
Drunkenness	0	0
Family-Non Violent	0	0
Liquor Law Violation	0	0
Peeping Tom	0	0
Runaway	0	0
Trespass	0	0
All Other Offense	0	0
Total Group B	0	0

TIBRS Group A Offenses	Offenses		Arrests	
	Reported	Cleared	Adult	Juvenile
Crimes Against Persons				
Murder	0	0	0	0
Negligent Manslaughter	0	0	0	0
Kidnapping/Abduction	0	0	0	0
Forcible Rape	0	0	0	0
Forcible Sodomy	0	0	0	0
Sexual Assault w/Object	0	0	0	0
Forcible Fondling	0	0	0	0
Incest	0	0	0	0
Statutory Rape	0	0	0	0
Aggravated Assault	0	0	0	0
Simple Assault	0	0	0	0
Intimidation	0	0	0	0
Stalking	0	0	0	0
Crimes Against Property				
Arson	0	0	0	0
Bribery	0	0	0	0
Burglary	0	0	0	0
Counterfeiting/Forgery	0	0	0	0
Destruction/Damage/Vandalism	0	0	0	0
Embezzlement	0	0	0	0
Extortion/Blackmail	0	0	0	0
Fraud - False Pretenses	0	0	0	0
Fraud - Credit Card/ATM	0	0	0	0
Fraud - Impersonation	0	0	0	0
Fraud - Welfare	0	0	0	0
Fraud - Wire	0	0	0	0
Motor Vehicle Theft	0	0	0	0
Robbery	0	0	0	0
Stolen Property Offense	0	0	0	0
Theft - Pocket Picking	0	0	0	0
Theft - Purse Snatching	0	0	0	0
Theft - Shoplifting	0	0	0	0
Theft from Building	0	0	0	0
Theft from Coin Machine	0	0	0	0
Theft from Motor Vehicle	0	0	0	0
Theft of Motor Vehicle Parts	0	0	0	0
Theft - All Other Larceny	0	0	0	0
Crimes Against Society				
Drug/Narcotic Violations	0	0	0	0
Drug/Narcotic Equipment Violations	0	0	0	0
Gambling-Betting/Wagering	0	0	0	0
Gambling-Operating/Promoting	0	0	0	0
Gambling-Equipment Violation	0	0	0	0
Gambling-Sports Tampering	0	0	0	0
Pornography/Obscene Materials	0	0	0	0
Prostitution	0	0	0	0
Prostitution-Assisting/Promoting	0	0	0	0
Weapon Law Violations	1	1	1	0
Total Group A Offenses	1	1	1	0



Harrison Bay State Park

2002 Population Estimate N/A

Offense Overview

Offense Total 19
 Number Cleared 4
 Percent Cleared 21.1%

Group A Crimes per 100,000
 population N/A

Arrest Overview

Total Arrests 23
 Adult Arrests 19
 Juvenile Arrests 4
 Unknown Age 0

Arrests per 100,000 population N/A

Avg. number offenses/incident 1.12

Domestic Violence Victims

Offense	Total	Arrests
Murder	0	0
Aggravated Assault	0	0
Simple Assault	0	0
Intimidation	0	0
Stalking	0	0
Forcible Rape	0	0
Forcible Sodomy	0	0
Sexual Assault w/Object	0	0
Forcible Fondling	0	0
Incest	0	0
Statutory Rape	0	0
Kidnapping/Abduction	0	0
Total	0	0

TIBRS Group B Arrests

Offense	Adult	Juvenile
Bad Checks	0	0
Curfew/Vagrancy	0	0
Disorderly Conduct	0	0
DUI	1	0
Drunkenness	1	0
Family-Non Violent	0	0
Liquor Law Violation	10	4
Peeping Tom	0	0
Runaway	0	0
Trespass	0	0
All Other Offense	5	0
Total Group B	17	4

TIBRS Group A Offenses	Offenses		Arrests	
	Reported	Cleared	Adult	Juvenile
Crimes Against Persons				
Murder	0	0	0	0
Negligent Manslaughter	0	0	0	0
Kidnapping/Abduction	0	0	0	0
Forcible Rape	0	0	0	0
Forcible Sodomy	0	0	0	0
Sexual Assault w/Object	0	0	0	0
Forcible Fondling	0	0	0	0
Incest	0	0	0	0
Statutory Rape	0	0	0	0
Aggravated Assault	0	0	0	0
Simple Assault	1	1	1	0
Intimidation	1	1	0	0
Stalking	0	0	0	0
Crimes Against Property				
Arson	0	0	0	0
Bribery	0	0	0	0
Burglary	0	0	0	0
Counterfeiting/Forgery	0	0	0	0
Destruction/Damage/Vandalism	4	1	0	0
Embezzlement	0	0	0	0
Extortion/Blackmail	0	0	0	0
Fraud - False Pretenses	0	0	0	0
Fraud - Credit Card/ATM	0	0	0	0
Fraud - Impersonation	0	0	0	0
Fraud - Welfare	0	0	0	0
Fraud - Wire	0	0	0	0
Motor Vehicle Theft	0	0	0	0
Robbery	0	0	0	0
Stolen Property Offense	0	0	0	0
Theft - Pocket Picking	0	0	0	0
Theft - Purse Snatching	0	0	0	0
Theft - Shoplifting	0	0	0	0
Theft from Building	0	0	0	0
Theft from Coin Machine	0	0	0	0
Theft from Motor Vehicle	5	0	0	0
Theft of Motor Vehicle Parts	1	0	0	0
Theft - All Other Larceny	6	0	0	0
Crimes Against Society				
Drug/Narcotic Violations	0	0	0	0
Drug/Narcotic Equipment Violations	1	1	1	0
Gambling-Betting/Wagering	0	0	0	0
Gambling-Operating/Promoting	0	0	0	0
Gambling-Equipment Violation	0	0	0	0
Gambling-Sports Tampering	0	0	0	0
Pornography/Obscene Materials	0	0	0	0
Prostitution	0	0	0	0
Prostitution-Assisting/Promoting	0	0	0	0
Weapon Law Violations	0	0	0	0
Total Group A Offenses	19	4	2	0



Henry Horton State Park

2002 Population Estimate N/A

Offense Overview

Offense Total 4
Number Cleared 2
Percent Cleared 50.0%

Group A Crimes per 100,000 population N/A

Arrest Overview

Total Arrests 14
Adult Arrests 13
Juvenile Arrests 1
Unknown Age 0

Arrests per 100,000 population N/A

Avg. number offenses/incident 1.00

Domestic Violence Victims

Offense	Total	Arrests
Murder	0	0
Aggravated Assault	0	0
Simple Assault	0	0
Intimidation	0	0
Stalking	0	0
Forcible Rape	0	0
Forcible Sodomy	0	0
Sexual Assault w/Object	0	0
Forcible Fondling	0	0
Incest	0	0
Statutory Rape	0	0
Kidnapping/Abduction	0	0
Total	0	0

TIBRS Group B Arrests

Offense	Adult	Juvenile
Bad Checks	0	0
Curfew/Vagrancy	0	0
Disorderly Conduct	0	0
DUI	0	0
Drunkenness	1	0
Family-Non Violent	0	0
Liquor Law Violation	9	0
Peeping Tom	0	0
Runaway	0	0
Trespass	0	0
All Other Offense	1	1
Total Group B	11	1

TIBRS Group A Offenses	Offenses		Arrests	
	Reported	Cleared	Adult	Juvenile
Crimes Against Persons				
Murder	0	0	0	0
Negligent Manslaughter	0	0	0	0
Kidnapping/Abduction	0	0	0	0
Forcible Rape	0	0	0	0
Forcible Sodomy	0	0	0	0
Sexual Assault w/Object	0	0	0	0
Forcible Fondling	0	0	0	0
Incest	0	0	0	0
Statutory Rape	0	0	0	0
Aggravated Assault	0	0	0	0
Simple Assault	0	0	0	0
Intimidation	0	0	0	0
Stalking	0	0	0	0
Crimes Against Property				
Arson	0	0	0	0
Bribery	0	0	0	0
Burglary	0	0	0	0
Counterfeiting/Forgery	0	0	0	0
Destruction/Damage/Vandalism	3	2	2	0
Embezzlement	0	0	0	0
Extortion/Blackmail	0	0	0	0
Fraud - False Pretenses	0	0	0	0
Fraud - Credit Card/ATM	0	0	0	0
Fraud - Impersonation	0	0	0	0
Fraud - Welfare	0	0	0	0
Fraud - Wire	0	0	0	0
Motor Vehicle Theft	0	0	0	0
Robbery	0	0	0	0
Stolen Property Offense	0	0	0	0
Theft - Pocket Picking	0	0	0	0
Theft - Purse Snatching	0	0	0	0
Theft - Shoplifting	0	0	0	0
Theft from Building	0	0	0	0
Theft from Coin Machine	0	0	0	0
Theft from Motor Vehicle	0	0	0	0
Theft of Motor Vehicle Parts	0	0	0	0
Theft - All Other Larceny	1	0	0	0
Crimes Against Society				
Drug/Narcotic Violations	0	0	0	0
Drug/Narcotic Equipment Violations	0	0	0	0
Gambling-Betting/Wagering	0	0	0	0
Gambling-Operating/Promoting	0	0	0	0
Gambling-Equipment Violation	0	0	0	0
Gambling-Sports Tampering	0	0	0	0
Pornography/Obscene Materials	0	0	0	0
Prostitution	0	0	0	0
Prostitution-Assisting/Promoting	0	0	0	0
Weapon Law Violations	0	0	0	0
Total Group A Offenses	4	2	2	0



Hiwassee and Ocoee Rivers State Park

2002 Population Estimate N/A

Offense Overview

Offense Total 13
Number Cleared 2
Percent Cleared 15.4%

Group A Crimes per 100,000 population N/A

Arrest Overview

Total Arrests 10
Adult Arrests 8
Juvenile Arrests 0
Unknown Age 2

Arrests per 100,000 population N/A

Avg. number offenses/incident 1.08

Domestic Violence Victims

Offense	Total	Arrests
Murder	0	0
Aggravated Assault	0	0
Simple Assault	0	0
Intimidation	0	0
Stalking	0	0
Forcible Rape	0	0
Forcible Sodomy	0	0
Sexual Assault w/Object	0	0
Forcible Fondling	0	0
Incest	0	0
Statutory Rape	0	0
Kidnapping/Abduction	0	0
Total	0	0

TIBRS Group B Arrests

Offense	Adult	Juvenile
Bad Checks	0	0
Curfew/Vagrancy	0	0
Disorderly Conduct	0	0
DUI	0	0
Drunkenness	3	0
Family-Non Violent	0	0
Liquor Law Violation	4	0
Peeping Tom	0	0
Runaway	0	0
Trespass	0	0
All Other Offense	0	0
Total Group B	7	0

TIBRS Group A Offenses	Offenses		Arrests	
	Reported	Cleared	Adult	Juvenile
Crimes Against Persons				
Murder	0	0	0	0
Negligent Manslaughter	0	0	0	0
Kidnapping/Abduction	0	0	0	0
Forcible Rape	0	0	0	0
Forcible Sodomy	0	0	0	0
Sexual Assault w/Object	0	0	0	0
Forcible Fondling	0	0	0	0
Incest	0	0	0	0
Statutory Rape	0	0	0	0
Aggravated Assault	0	0	0	0
Simple Assault	0	0	0	0
Intimidation	0	0	0	0
Stalking	0	0	0	0
Crimes Against Property				
Arson	0	0	0	0
Bribery	0	0	0	0
Burglary	1	0	0	0
Counterfeiting/Forgery	0	0	0	0
Destruction/Damage/Vandalism	5	0	0	0
Embezzlement	0	0	0	0
Extortion/Blackmail	0	0	0	0
Fraud - False Pretenses	0	0	0	0
Fraud - Credit Card/ATM	0	0	0	0
Fraud - Impersonation	0	0	0	0
Fraud - Welfare	0	0	0	0
Fraud - Wire	0	0	0	0
Motor Vehicle Theft	0	0	0	0
Robbery	0	0	0	0
Stolen Property Offense	0	0	0	0
Theft - Pocket Picking	0	0	0	0
Theft - Purse Snatching	0	0	0	0
Theft - Shoplifting	0	0	0	0
Theft from Building	0	0	0	0
Theft from Coin Machine	0	0	0	0
Theft from Motor Vehicle	0	0	0	0
Theft of Motor Vehicle Parts	0	0	0	0
Theft - All Other Larceny	5	0	0	0
Crimes Against Society				
Drug/Narcotic Violations	1	1	1	0
Drug/Narcotic Equipment Violations	1	1	0	0
Gambling-Betting/Wagering	0	0	0	0
Gambling-Operating/Promoting	0	0	0	0
Gambling-Equipment Violation	0	0	0	0
Gambling-Sports Tampering	0	0	0	0
Pornography/Obscene Materials	0	0	0	0
Prostitution	0	0	0	0
Prostitution-Assisting/Promoting	0	0	0	0
Weapon Law Violations	0	0	0	0
Total Group A Offenses	13	2	1	0



Long Hunter State Park

2002 Population Estimate N/A

Offense Overview

Offense Total 11
Number Cleared 0
Percent Cleared 0.0%

Group A Crimes per 100,000 population N/A

Arrest Overview

Total Arrests 0
Adult Arrests 0
Juvenile Arrests 0
Unknown Age 0

Arrests per 100,000 population N/A

Avg. number offenses/incident 1.00

Domestic Violence Victims

Offense	Total	Arrests
Murder	0	0
Aggravated Assault	0	0
Simple Assault	0	0
Intimidation	0	0
Stalking	0	0
Forcible Rape	0	0
Forcible Sodomy	0	0
Sexual Assault w/Object	0	0
Forcible Fondling	0	0
Incest	0	0
Statutory Rape	0	0
Kidnapping/Abduction	0	0
Total	0	0

TIBRS Group B Arrests

Offense	Adult	Juvenile
Bad Checks	0	0
Curfew/Vagrancy	0	0
Disorderly Conduct	0	0
DUI	0	0
Drunkenness	0	0
Family-Non Violent	0	0
Liquor Law Violation	0	0
Peeping Tom	0	0
Runaway	0	0
Trespass	0	0
All Other Offense	0	0
Total Group B	0	0

TIBRS Group A Offenses	Offenses		Arrests	
	Reported	Cleared	Adult	Juvenile
Crimes Against Persons				
Murder	0	0	0	0
Negligent Manslaughter	0	0	0	0
Kidnapping/Abduction	0	0	0	0
Forcible Rape	0	0	0	0
Forcible Sodomy	0	0	0	0
Sexual Assault w/Object	0	0	0	0
Forcible Fondling	0	0	0	0
Incest	0	0	0	0
Statutory Rape	0	0	0	0
Aggravated Assault	0	0	0	0
Simple Assault	0	0	0	0
Intimidation	0	0	0	0
Stalking	0	0	0	0
Crimes Against Property				
Arson	0	0	0	0
Bribery	0	0	0	0
Burglary	0	0	0	0
Counterfeiting/Forgery	0	0	0	0
Destruction/Damage/Vandalism	3	0	0	0
Embezzlement	0	0	0	0
Extortion/Blackmail	0	0	0	0
Fraud - False Pretenses	0	0	0	0
Fraud - Credit Card/ATM	0	0	0	0
Fraud - Impersonation	0	0	0	0
Fraud - Welfare	0	0	0	0
Fraud - Wire	0	0	0	0
Motor Vehicle Theft	0	0	0	0
Robbery	0	0	0	0
Stolen Property Offense	0	0	0	0
Theft - Pocket Picking	0	0	0	0
Theft - Purse Snatching	0	0	0	0
Theft - Shoplifting	0	0	0	0
Theft from Building	0	0	0	0
Theft from Coin Machine	0	0	0	0
Theft from Motor Vehicle	7	0	0	0
Theft of Motor Vehicle Parts	0	0	0	0
Theft - All Other Larceny	0	0	0	0
Crimes Against Society				
Drug/Narcotic Violations	0	0	0	0
Drug/Narcotic Equipment Violations	0	0	0	0
Gambling-Betting/Wagering	0	0	0	0
Gambling-Operating/Promoting	0	0	0	0
Gambling-Equipment Violation	0	0	0	0
Gambling-Sports Tampering	0	0	0	0
Pornography/Obscene Materials	0	0	0	0
Prostitution	0	0	0	0
Prostitution-Assisting/Promoting	0	0	0	0
Weapon Law Violations	1	0	0	0
Total Group A Offenses	11	0	0	0



Meeman-Shelby Forest State Park

2002 Population Estimate N/A

Offense Overview

Offense Total 27
Number Cleared 3
Percent Cleared 11.1%

Group A Crimes per 100,000 population N/A

Arrest Overview

Total Arrests 12
Adult Arrests 12
Juvenile Arrests 0
Unknown Age 0

Arrests per 100,000 population N/A

Avg. number offenses/incident 1.08

Domestic Violence Victims

Offense	Total	Arrests
Murder	0	0
Aggravated Assault	0	0
Simple Assault	0	0
Intimidation	0	0
Stalking	0	0
Forcible Rape	0	0
Forcible Sodomy	0	0
Sexual Assault w/Object	0	0
Forcible Fondling	0	0
Incest	0	0
Statutory Rape	0	0
Kidnapping/Abduction	0	0
Total	0	0

TIBRS Group B Arrests

Offense	Adult	Juvenile
Bad Checks	0	0
Curfew/Vagrancy	0	0
Disorderly Conduct	0	0
DUI	0	0
Drunkenness	0	0
Family-Non Violent	0	0
Liquor Law Violation	1	0
Peeping Tom	0	0
Runaway	0	0
Trespass	0	0
All Other Offense	9	0
Total Group B	10	0

TIBRS Group A Offenses	Offenses		Arrests	
	Reported	Cleared	Adult	Juvenile
Crimes Against Persons				
Murder	0	0	0	0
Negligent Manslaughter	0	0	0	0
Kidnapping/Abduction	1	0	0	0
Forcible Rape	1	0	0	0
Forcible Sodomy	1	0	0	0
Sexual Assault w/Object	0	0	0	0
Forcible Fondling	0	0	0	0
Incest	0	0	0	0
Statutory Rape	0	0	0	0
Aggravated Assault	0	0	0	0
Simple Assault	0	0	0	0
Intimidation	0	0	0	0
Stalking	0	0	0	0
Crimes Against Property				
Arson	0	0	0	0
Bribery	0	0	0	0
Burglary	0	0	0	0
Counterfeiting/Forgery	0	0	0	0
Destruction/Damage/Vandalism	9	0	0	0
Embezzlement	0	0	0	0
Extortion/Blackmail	0	0	0	0
Fraud - False Pretenses	0	0	0	0
Fraud - Credit Card/ATM	0	0	0	0
Fraud - Impersonation	0	0	0	0
Fraud - Welfare	0	0	0	0
Fraud - Wire	0	0	0	0
Motor Vehicle Theft	0	0	0	0
Robbery	0	0	0	0
Stolen Property Offense	0	0	0	0
Theft - Pocket Picking	0	0	0	0
Theft - Purse Snatching	0	0	0	0
Theft - Shoplifting	0	0	0	0
Theft from Building	0	0	0	0
Theft from Coin Machine	0	0	0	0
Theft from Motor Vehicle	10	0	0	0
Theft of Motor Vehicle Parts	0	0	0	0
Theft - All Other Larceny	0	0	0	0
Crimes Against Society				
Drug/Narcotic Violations	4	2	1	0
Drug/Narcotic Equipment Violations	1	1	1	0
Gambling-Betting/Wagering	0	0	0	0
Gambling-Operating/Promoting	0	0	0	0
Gambling-Equipment Violation	0	0	0	0
Gambling-Sports Tampering	0	0	0	0
Pornography/Obscene Materials	0	0	0	0
Prostitution	0	0	0	0
Prostitution-Assisting/Promoting	0	0	0	0
Weapon Law Violations	0	0	0	0
Total Group A Offenses	27	3	2	0



Montgomery Bell State Park

2002 Population Estimate N/A

Offense Overview

Offense Total 10
Number Cleared 0
Percent Cleared 0.0%

Group A Crimes per 100,000 population N/A

Arrest Overview

Total Arrests 6
Adult Arrests 6
Juvenile Arrests 0
Unknown Age 0

Arrests per 100,000 population N/A

Avg. number offenses/incident 1.00

Domestic Violence Victims

Offense	Total	Arrests
Murder	0	0
Aggravated Assault	0	0
Simple Assault	0	0
Intimidation	0	0
Stalking	0	0
Forcible Rape	0	0
Forcible Sodomy	0	0
Sexual Assault w/Object	0	0
Forcible Fondling	0	0
Incest	0	0
Statutory Rape	0	0
Kidnapping/Abduction	0	0
Total	0	0

TIBRS Group B Arrests

Offense	Adult	Juvenile
Bad Checks	0	0
Curfew/Vagrancy	0	0
Disorderly Conduct	0	0
DUI	0	0
Drunkenness	0	0
Family-Non Violent	0	0
Liquor Law Violation	4	0
Peeping Tom	0	0
Runaway	0	0
Trespass	2	0
All Other Offense	0	0
Total Group B	6	0

TIBRS Group A Offenses	Offenses		Arrests	
	Reported	Cleared	Adult	Juvenile
Crimes Against Persons				
Murder	0	0	0	0
Negligent Manslaughter	0	0	0	0
Kidnapping/Abduction	0	0	0	0
Forcible Rape	0	0	0	0
Forcible Sodomy	0	0	0	0
Sexual Assault w/Object	0	0	0	0
Forcible Fondling	0	0	0	0
Incest	0	0	0	0
Statutory Rape	0	0	0	0
Aggravated Assault	0	0	0	0
Simple Assault	0	0	0	0
Intimidation	0	0	0	0
Stalking	0	0	0	0
Crimes Against Property				
Arson	0	0	0	0
Bribery	0	0	0	0
Burglary	0	0	0	0
Counterfeiting/Forgery	0	0	0	0
Destruction/Damage/Vandalism	4	0	0	0
Embezzlement	0	0	0	0
Extortion/Blackmail	0	0	0	0
Fraud - False Pretenses	0	0	0	0
Fraud - Credit Card/ATM	0	0	0	0
Fraud - Impersonation	0	0	0	0
Fraud - Welfare	0	0	0	0
Fraud - Wire	0	0	0	0
Motor Vehicle Theft	0	0	0	0
Robbery	0	0	0	0
Stolen Property Offense	0	0	0	0
Theft - Pocket Picking	0	0	0	0
Theft - Purse Snatching	0	0	0	0
Theft - Shoplifting	1	0	0	0
Theft from Building	1	0	0	0
Theft from Coin Machine	2	0	0	0
Theft from Motor Vehicle	0	0	0	0
Theft of Motor Vehicle Parts	0	0	0	0
Theft - All Other Larceny	2	0	0	0
Crimes Against Society				
Drug/Narcotic Violations	0	0	0	0
Drug/Narcotic Equipment Violations	0	0	0	0
Gambling-Betting/Wagering	0	0	0	0
Gambling-Operating/Promoting	0	0	0	0
Gambling-Equipment Violation	0	0	0	0
Gambling-Sports Tampering	0	0	0	0
Pornography/Obscene Materials	0	0	0	0
Prostitution	0	0	0	0
Prostitution-Assisting/Promoting	0	0	0	0
Weapon Law Violations	0	0	0	0
Total Group A Offenses	10	0	0	0



Mousetail Landing State Park

2002 Population Estimate N/A

Offense Overview

Offense Total 2
Number Cleared 2
Percent Cleared 100.0%

Group A Crimes per 100,000 population N/A

Arrest Overview

Total Arrests 2
Adult Arrests 2
Juvenile Arrests 0
Unknown Age 0

Arrests per 100,000 population N/A

Avg. number offenses/incident 1.00

Domestic Violence Victims

Offense	Total	Arrests
Murder	0	0
Aggravated Assault	0	0
Simple Assault	0	0
Intimidation	0	0
Stalking	0	0
Forcible Rape	0	0
Forcible Sodomy	0	0
Sexual Assault w/Object	0	0
Forcible Fondling	0	0
Incest	0	0
Statutory Rape	0	0
Kidnapping/Abduction	0	0
Total	0	0

TIBRS Group B Arrests

Offense	Adult	Juvenile
Bad Checks	0	0
Curfew/Vagrancy	0	0
Disorderly Conduct	0	0
DUI	0	0
Drunkenness	0	0
Family-Non Violent	0	0
Liquor Law Violation	0	0
Peeping Tom	0	0
Runaway	0	0
Trespass	0	0
All Other Offense	0	0
Total Group B	0	0

TIBRS Group A Offenses	Offenses		Arrests	
	Reported	Cleared	Adult	Juvenile
Crimes Against Persons				
Murder	0	0	0	0
Negligent Manslaughter	0	0	0	0
Kidnapping/Abduction	0	0	0	0
Forcible Rape	0	0	0	0
Forcible Sodomy	0	0	0	0
Sexual Assault w/Object	0	0	0	0
Forcible Fondling	0	0	0	0
Incest	0	0	0	0
Statutory Rape	0	0	0	0
Aggravated Assault	0	0	0	0
Simple Assault	0	0	0	0
Intimidation	0	0	0	0
Stalking	0	0	0	0
Crimes Against Property				
Arson	0	0	0	0
Bribery	0	0	0	0
Burglary	0	0	0	0
Counterfeiting/Forgery	0	0	0	0
Destruction/Damage/Vandalism	0	0	0	0
Embezzlement	0	0	0	0
Extortion/Blackmail	0	0	0	0
Fraud - False Pretenses	0	0	0	0
Fraud - Credit Card/ATM	0	0	0	0
Fraud - Impersonation	0	0	0	0
Fraud - Welfare	0	0	0	0
Fraud - Wire	0	0	0	0
Motor Vehicle Theft	0	0	0	0
Robbery	0	0	0	0
Stolen Property Offense	0	0	0	0
Theft - Pocket Picking	0	0	0	0
Theft - Purse Snatching	0	0	0	0
Theft - Shoplifting	0	0	0	0
Theft from Building	0	0	0	0
Theft from Coin Machine	0	0	0	0
Theft from Motor Vehicle	0	0	0	0
Theft of Motor Vehicle Parts	0	0	0	0
Theft - All Other Larceny	2	2	2	0
Crimes Against Society				
Drug/Narcotic Violations	0	0	0	0
Drug/Narcotic Equipment Violations	0	0	0	0
Gambling-Betting/Wagering	0	0	0	0
Gambling-Operating/Promoting	0	0	0	0
Gambling-Equipment Violation	0	0	0	0
Gambling-Sports Tampering	0	0	0	0
Pornography/Obscene Materials	0	0	0	0
Prostitution	0	0	0	0
Prostitution-Assisting/Promoting	0	0	0	0
Weapon Law Violations	0	0	0	0
Total Group A Offenses	2	2	2	0



Natchez Trace State Park

2002 Population Estimate N/A

Offense Overview

Offense Total 3
Number Cleared 3
Percent Cleared 100.0%

Group A Crimes per 100,000 population N/A

Arrest Overview

Total Arrests 4
Adult Arrests 4
Juvenile Arrests 0
Unknown Age 0

Arrests per 100,000 population N/A

Avg. number offenses/incident 1.00

Domestic Violence Victims

Offense	Total	Arrests
Murder	0	0
Aggravated Assault	0	0
Simple Assault	0	0
Intimidation	0	0
Stalking	0	0
Forcible Rape	0	0
Forcible Sodomy	0	0
Sexual Assault w/Object	0	0
Forcible Fondling	0	0
Incest	0	0
Statutory Rape	0	0
Kidnapping/Abduction	0	0
Total	0	0

TIBRS Group B Arrests

Offense	Adult	Juvenile
Bad Checks	0	0
Curfew/Vagrancy	0	0
Disorderly Conduct	0	0
DUI	0	0
Drunkenness	0	0
Family-Non Violent	0	0
Liquor Law Violation	0	0
Peeping Tom	0	0
Runaway	0	0
Trespass	0	0
All Other Offense	0	0
Total Group B	0	0

TIBRS Group A Offenses	Offenses		Arrests	
	Reported	Cleared	Adult	Juvenile
Crimes Against Persons				
Murder	0	0	0	0
Negligent Manslaughter	0	0	0	0
Kidnapping/Abduction	0	0	0	0
Forcible Rape	0	0	0	0
Forcible Sodomy	0	0	0	0
Sexual Assault w/Object	0	0	0	0
Forcible Fondling	0	0	0	0
Incest	0	0	0	0
Statutory Rape	0	0	0	0
Aggravated Assault	1	1	1	0
Simple Assault	0	0	0	0
Intimidation	0	0	0	0
Stalking	0	0	0	0
Crimes Against Property				
Arson	0	0	0	0
Bribery	0	0	0	0
Burglary	1	1	2	0
Counterfeiting/Forgery	0	0	0	0
Destruction/Damage/Vandalism	0	0	0	0
Embezzlement	0	0	0	0
Extortion/Blackmail	0	0	0	0
Fraud - False Pretenses	0	0	0	0
Fraud - Credit Card/ATM	0	0	0	0
Fraud - Impersonation	0	0	0	0
Fraud - Welfare	0	0	0	0
Fraud - Wire	0	0	0	0
Motor Vehicle Theft	0	0	0	0
Robbery	0	0	0	0
Stolen Property Offense	0	0	0	0
Theft - Pocket Picking	0	0	0	0
Theft - Purse Snatching	0	0	0	0
Theft - Shoplifting	0	0	0	0
Theft from Building	0	0	0	0
Theft from Coin Machine	0	0	0	0
Theft from Motor Vehicle	0	0	0	0
Theft of Motor Vehicle Parts	0	0	0	0
Theft - All Other Larceny	1	1	1	0
Crimes Against Society				
Drug/Narcotic Violations	0	0	0	0
Drug/Narcotic Equipment Violations	0	0	0	0
Gambling-Betting/Wagering	0	0	0	0
Gambling-Operating/Promoting	0	0	0	0
Gambling-Equipment Violation	0	0	0	0
Gambling-Sports Tampering	0	0	0	0
Pornography/Obscene Materials	0	0	0	0
Prostitution	0	0	0	0
Prostitution-Assisting/Promoting	0	0	0	0
Weapon Law Violations	0	0	0	0
Total Group A Offenses	3	3	4	0



Nathan Bedford Forrest State Park

2002 Population Estimate N/A

Offense Overview

Offense Total 4
 Number Cleared 3
 Percent Cleared 0.0%

Group A Crimes per 100,000
 population N/A

Arrest Overview

Total Arrests 0
 Adult Arrests 0
 Juvenile Arrests 0
 Unknown Age 0

Arrests per 100,000 population N/A

Avg. number offenses/incident 1.33

Domestic Violence Victims

Offense	Total	Arrests
Murder	0	0
Aggravated Assault	0	0
Simple Assault	0	0
Intimidation	0	0
Stalking	0	0
Forcible Rape	0	0
Forcible Sodomy	0	0
Sexual Assault w/Object	0	0
Forcible Fondling	0	0
Incest	0	0
Statutory Rape	0	0
Kidnapping/Abduction	0	0
Total	0	0

TIBRS Group B Arrests

Offense	Adult	Juvenile
Bad Checks	0	0
Curfew/Vagrancy	0	0
Disorderly Conduct	0	0
DUI	0	0
Drunkenness	0	0
Family-Non Violent	0	0
Liquor Law Violation	0	0
Peeping Tom	0	0
Runaway	0	0
Trespass	0	0
All Other Offense	0	0
Total Group B	0	0

TIBRS Group A Offenses	Offenses		Arrests	
	Reported	Cleared	Adult	Juvenile
Crimes Against Persons				
Murder	0	0	0	0
Negligent Manslaughter	0	0	0	0
Kidnapping/Abduction	0	0	0	0
Forcible Rape	0	0	0	0
Forcible Sodomy	0	0	0	0
Sexual Assault w/Object	0	0	0	0
Forcible Fondling	0	0	0	0
Incest	0	0	0	0
Statutory Rape	0	0	0	0
Aggravated Assault	0	0	0	0
Simple Assault	0	0	0	0
Intimidation	0	0	0	0
Stalking	0	0	0	0
Crimes Against Property				
Arson	0	0	0	0
Bribery	0	0	0	0
Burglary	1	1	0	0
Counterfeiting/Forgery	0	0	0	0
Destruction/Damage/Vandalism	0	0	0	0
Embezzlement	0	0	0	0
Extortion/Blackmail	0	0	0	0
Fraud - False Pretenses	1	1	0	0
Fraud - Credit Card/ATM	0	0	0	0
Fraud - Impersonation	0	0	0	0
Fraud - Welfare	0	0	0	0
Fraud - Wire	0	0	0	0
Motor Vehicle Theft	0	0	0	0
Robbery	0	0	0	0
Stolen Property Offense	0	0	0	0
Theft - Pocket Picking	0	0	0	0
Theft - Purse Snatching	0	0	0	0
Theft - Shoplifting	0	0	0	0
Theft from Building	0	0	0	0
Theft from Coin Machine	0	0	0	0
Theft from Motor Vehicle	0	0	0	0
Theft of Motor Vehicle Parts	0	0	0	0
Theft - All Other Larceny	0	0	0	0
Crimes Against Society				
Drug/Narcotic Violations	2	1	1	0
Drug/Narcotic Equipment Violations	0	0	0	0
Gambling-Betting/Wagering	0	0	0	0
Gambling-Operating/Promoting	0	0	0	0
Gambling-Equipment Violation	0	0	0	0
Gambling-Sports Tampering	0	0	0	0
Pornography/Obscene Materials	0	0	0	0
Prostitution	0	0	0	0
Prostitution-Assisting/Promoting	0	0	0	0
Weapon Law Violations	0	0	0	0
Total Group A Offenses	4	3	1	0



Norris Dam State Park

2002 Population Estimate N/A

Offense Overview

Offense Total 2
Number Cleared 0
Percent Cleared 0.0%

Group A Crimes per 100,000 population N/A

Arrest Overview

Total Arrests 0
Adult Arrests 0
Juvenile Arrests 0
Unknown Age 0

Arrests per 100,000 population N/A

Avg. number offenses/incident 1.00

Domestic Violence Victims

Offense	Total	Arrests
Murder	0	0
Aggravated Assault	0	0
Simple Assault	0	0
Intimidation	0	0
Stalking	0	0
Forcible Rape	0	0
Forcible Sodomy	0	0
Sexual Assault w/Object	0	0
Forcible Fondling	0	0
Incest	0	0
Statutory Rape	0	0
Kidnapping/Abduction	0	0
Total	0	0

TIBRS Group B Arrests

Offense	Adult	Juvenile
Bad Checks	0	0
Curfew/Vagrancy	0	0
Disorderly Conduct	0	0
DUI	0	0
Drunkenness	0	0
Family-Non Violent	0	0
Liquor Law Violation	0	0
Peeping Tom	0	0
Runaway	0	0
Trespass	0	0
All Other Offense	0	0
Total Group B	0	0

TIBRS Group A Offenses	Offenses		Arrests	
	Reported	Cleared	Adult	Juvenile
Crimes Against Persons				
Murder	0	0	0	0
Negligent Manslaughter	0	0	0	0
Kidnapping/Abduction	0	0	0	0
Forcible Rape	0	0	0	0
Forcible Sodomy	0	0	0	0
Sexual Assault w/Object	0	0	0	0
Forcible Fondling	0	0	0	0
Incest	0	0	0	0
Statutory Rape	0	0	0	0
Aggravated Assault	0	0	0	0
Simple Assault	0	0	0	0
Intimidation	0	0	0	0
Stalking	0	0	0	0
Crimes Against Property				
Arson	0	0	0	0
Bribery	0	0	0	0
Burglary	0	0	0	0
Counterfeiting/Forgery	0	0	0	0
Destruction/Damage/Vandalism	0	0	0	0
Embezzlement	0	0	0	0
Extortion/Blackmail	0	0	0	0
Fraud - False Pretenses	0	0	0	0
Fraud - Credit Card/ATM	0	0	0	0
Fraud - Impersonation	0	0	0	0
Fraud - Welfare	0	0	0	0
Fraud - Wire	0	0	0	0
Motor Vehicle Theft	0	0	0	0
Robbery	0	0	0	0
Stolen Property Offense	0	0	0	0
Theft - Pocket Picking	0	0	0	0
Theft - Purse Snatching	0	0	0	0
Theft - Shoplifting	0	0	0	0
Theft from Building	0	0	0	0
Theft from Coin Machine	0	0	0	0
Theft from Motor Vehicle	1	0	0	0
Theft of Motor Vehicle Parts	0	0	0	0
Theft - All Other Larceny	1	0	0	0
Crimes Against Society				
Drug/Narcotic Violations	0	0	0	0
Drug/Narcotic Equipment Violations	0	0	0	0
Gambling-Betting/Wagering	0	0	0	0
Gambling-Operating/Promoting	0	0	0	0
Gambling-Equipment Violation	0	0	0	0
Gambling-Sports Tampering	0	0	0	0
Pornography/Obscene Materials	0	0	0	0
Prostitution	0	0	0	0
Prostitution-Assisting/Promoting	0	0	0	0
Weapon Law Violations	0	0	0	0
Total Group A Offenses	2	0	0	0



Panther Creek State Park

2002 Population Estimate N/A

Offense Overview

Offense Total 1
 Number Cleared 1
 Percent Cleared 100.0%

Group A Crimes per 100,000
 population N/A

Arrest Overview

Total Arrests 1
 Adult Arrests 1
 Juvenile Arrests 0
 Unknown Age 0

Arrests per 100,000 population N/A

Avg. number offenses/incident 1.00

Domestic Violence Victims

Offense	Total	Arrests
Murder	0	0
Aggravated Assault	0	0
Simple Assault	0	0
Intimidation	0	0
Stalking	0	0
Forcible Rape	0	0
Forcible Sodomy	0	0
Sexual Assault w/Object	0	0
Forcible Fondling	0	0
Incest	0	0
Statutory Rape	0	0
Kidnapping/Abduction	0	0
Total	0	0

TIBRS Group B Arrests

Offense	Adult	Juvenile
Bad Checks	0	0
Curfew/Vagrancy	0	0
Disorderly Conduct	0	0
DUI	0	0
Drunkenness	0	0
Family-Non Violent	0	0
Liquor Law Violation	0	0
Peeping Tom	0	0
Runaway	0	0
Trespass	0	0
All Other Offense	0	0
Total Group B	0	0

TIBRS Group A Offenses	Offenses		Arrests	
	Reported	Cleared	Adult	Juvenile
Crimes Against Persons				
Murder	0	0	0	0
Negligent Manslaughter	0	0	0	0
Kidnapping/Abduction	0	0	0	0
Forcible Rape	0	0	0	0
Forcible Sodomy	0	0	0	0
Sexual Assault w/Object	0	0	0	0
Forcible Fondling	0	0	0	0
Incest	0	0	0	0
Statutory Rape	0	0	0	0
Aggravated Assault	0	0	0	0
Simple Assault	0	0	0	0
Intimidation	0	0	0	0
Stalking	0	0	0	0
Crimes Against Property				
Arson	0	0	0	0
Bribery	0	0	0	0
Burglary	0	0	0	0
Counterfeiting/Forgery	0	0	0	0
Destruction/Damage/Vandalism	0	0	0	0
Embezzlement	0	0	0	0
Extortion/Blackmail	0	0	0	0
Fraud - False Pretenses	0	0	0	0
Fraud - Credit Card/ATM	0	0	0	0
Fraud - Impersonation	0	0	0	0
Fraud - Welfare	0	0	0	0
Fraud - Wire	0	0	0	0
Motor Vehicle Theft	0	0	0	0
Robbery	0	0	0	0
Stolen Property Offense	0	0	0	0
Theft - Pocket Picking	0	0	0	0
Theft - Purse Snatching	0	0	0	0
Theft - Shoplifting	0	0	0	0
Theft from Building	0	0	0	0
Theft from Coin Machine	0	0	0	0
Theft from Motor Vehicle	0	0	0	0
Theft of Motor Vehicle Parts	0	0	0	0
Theft - All Other Larceny	0	0	0	0
Crimes Against Society				
Drug/Narcotic Violations	1	1	1	0
Drug/Narcotic Equipment Violations	0	0	0	0
Gambling-Betting/Wagering	0	0	0	0
Gambling-Operating/Promoting	0	0	0	0
Gambling-Equipment Violation	0	0	0	0
Gambling-Sports Tampering	0	0	0	0
Pornography/Obscene Materials	0	0	0	0
Prostitution	0	0	0	0
Prostitution-Assisting/Promoting	0	0	0	0
Weapon Law Violations	0	0	0	0
Total Group A Offenses	1	1	1	0



Paris Landing State Park

2002 Population Estimate N/A

Offense Overview

Offense Total 3
Number Cleared 1
Percent Cleared 33.3%

Group A Crimes per 100,000 population N/A

Arrest Overview

Total Arrests 1
Adult Arrests 1
Juvenile Arrests 0
Unknown Age 0

Arrests per 100,000 population N/A

Avg. number offenses/incident 1.00

Domestic Violence Victims

Offense	Total	Arrests
Murder	0	0
Aggravated Assault	0	0
Simple Assault	0	0
Intimidation	0	0
Stalking	0	0
Forcible Rape	0	0
Forcible Sodomy	0	0
Sexual Assault w/Object	0	0
Forcible Fondling	0	0
Incest	0	0
Statutory Rape	0	0
Kidnapping/Abduction	0	0
Total	0	0

TIBRS Group B Arrests

Offense	Adult	Juvenile
Bad Checks	0	0
Curfew/Vagrancy	0	0
Disorderly Conduct	0	0
DUI	0	0
Drunkenness	0	0
Family-Non Violent	0	0
Liquor Law Violation	0	0
Peeping Tom	0	0
Runaway	0	0
Trespass	0	0
All Other Offense	0	0
Total Group B	0	0

TIBRS Group A Offenses	Offenses		Arrests	
	Reported	Cleared	Adult	Juvenile
Crimes Against Persons				
Murder	0	0	0	0
Negligent Manslaughter	0	0	0	0
Kidnapping/Abduction	0	0	0	0
Forcible Rape	0	0	0	0
Forcible Sodomy	0	0	0	0
Sexual Assault w/Object	0	0	0	0
Forcible Fondling	0	0	0	0
Incest	0	0	0	0
Statutory Rape	0	0	0	0
Aggravated Assault	0	0	0	0
Simple Assault	0	0	0	0
Intimidation	0	0	0	0
Stalking	0	0	0	0
Crimes Against Property				
Arson	0	0	0	0
Bribery	0	0	0	0
Burglary	0	0	0	0
Counterfeiting/Forgery	0	0	0	0
Destruction/Damage/Vandalism	0	0	0	0
Embezzlement	0	0	0	0
Extortion/Blackmail	0	0	0	0
Fraud - False Pretenses	0	0	0	0
Fraud - Credit Card/ATM	0	0	0	0
Fraud - Impersonation	0	0	0	0
Fraud - Welfare	0	0	0	0
Fraud - Wire	0	0	0	0
Motor Vehicle Theft	0	0	0	0
Robbery	0	0	0	0
Stolen Property Offense	0	0	0	0
Theft - Pocket Picking	0	0	0	0
Theft - Purse Snatching	0	0	0	0
Theft - Shoplifting	0	0	0	0
Theft from Building	1	0	0	0
Theft from Coin Machine	0	0	0	0
Theft from Motor Vehicle	1	0	0	0
Theft of Motor Vehicle Parts	0	0	0	0
Theft - All Other Larceny	1	1	1	0
Crimes Against Society				
Drug/Narcotic Violations	0	0	0	0
Drug/Narcotic Equipment Violations	0	0	0	0
Gambling-Betting/Wagering	0	0	0	0
Gambling-Operating/Promoting	0	0	0	0
Gambling-Equipment Violation	0	0	0	0
Gambling-Sports Tampering	0	0	0	0
Pornography/Obscene Materials	0	0	0	0
Prostitution	0	0	0	0
Prostitution-Assisting/Promoting	0	0	0	0
Weapon Law Violations	0	0	0	0
Total Group A Offenses	3	1	1	0



Pickwick Landing State Park

2002 Population Estimate N/A

Offense Overview

Offense Total 18
Number Cleared 1
Percent Cleared 5.6%

Group A Crimes per 100,000 population N/A

Arrest Overview

Total Arrests 10
Adult Arrests 10
Juvenile Arrests 0
Unknown Age 0

Arrests per 100,000 population N/A

Avg. number offenses/incident 1.00

Domestic Violence Victims

Offense	Total	Arrests
Murder	0	0
Aggravated Assault	0	0
Simple Assault	0	0
Intimidation	0	0
Stalking	0	0
Forcible Rape	0	0
Forcible Sodomy	0	0
Sexual Assault w/Object	0	0
Forcible Fondling	0	0
Incest	0	0
Statutory Rape	0	0
Kidnapping/Abduction	0	0
Total	0	0

TIBRS Group B Arrests

Offense	Adult	Juvenile
Bad Checks	0	0
Curfew/Vagrancy	0	0
Disorderly Conduct	2	0
DUI	0	0
Drunkenness	6	0
Family-Non Violent	0	0
Liquor Law Violation	0	0
Peeping Tom	0	0
Runaway	0	0
Trespass	0	0
All Other Offense	1	0
Total Group B	9	0

TIBRS Group A Offenses	Offenses		Arrests	
	Reported	Cleared	Adult	Juvenile
Crimes Against Persons				
Murder	0	0	0	0
Negligent Manslaughter	0	0	0	0
Kidnapping/Abduction	0	0	0	0
Forcible Rape	0	0	0	0
Forcible Sodomy	0	0	0	0
Sexual Assault w/Object	0	0	0	0
Forcible Fondling	0	0	0	0
Incest	0	0	0	0
Statutory Rape	0	0	0	0
Aggravated Assault	1	0	0	0
Simple Assault	1	0	0	0
Intimidation	0	0	0	0
Stalking	0	0	0	0
Crimes Against Property				
Arson	0	0	0	0
Bribery	0	0	0	0
Burglary	2	0	0	0
Counterfeiting/Forgery	0	0	0	0
Destruction/Damage/Vandalism	0	0	0	0
Embezzlement	4	0	0	0
Extortion/Blackmail	0	0	0	0
Fraud - False Pretenses	0	0	0	0
Fraud - Credit Card/ATM	0	0	0	0
Fraud - Impersonation	0	0	0	0
Fraud - Welfare	0	0	0	0
Fraud - Wire	0	0	0	0
Motor Vehicle Theft	2	0	0	0
Robbery	0	0	0	0
Stolen Property Offense	0	0	0	0
Theft - Pocket Picking	0	0	0	0
Theft - Purse Snatching	0	0	0	0
Theft - Shoplifting	0	0	0	0
Theft from Building	2	0	0	0
Theft from Coin Machine	1	0	0	0
Theft from Motor Vehicle	1	0	0	0
Theft of Motor Vehicle Parts	1	0	0	0
Theft - All Other Larceny	2	0	0	0
Crimes Against Society				
Drug/Narcotic Violations	1	1	1	0
Drug/Narcotic Equipment Violations	0	0	0	0
Gambling-Betting/Wagering	0	0	0	0
Gambling-Operating/Promoting	0	0	0	0
Gambling-Equipment Violation	0	0	0	0
Gambling-Sports Tampering	0	0	0	0
Pornography/Obscene Materials	0	0	0	0
Prostitution	0	0	0	0
Prostitution-Assisting/Promoting	0	0	0	0
Weapon Law Violations	0	0	0	0
Total Group A Offenses	18	1	1	0



Radnor Lake Natural Area

2002 Population Estimate N/A

Offense Overview

Offense Total 3
Number Cleared 1
Percent Cleared 33.3%

Group A Crimes per 100,000 population N/A

Arrest Overview

Total Arrests 4
Adult Arrests 4
Juvenile Arrests 0
Unknown Age 0

Arrests per 100,000 population N/A

Avg. number offenses/incident 1.00

Domestic Violence Victims

Offense	Total	Arrests
Murder	0	0
Aggravated Assault	0	0
Simple Assault	0	0
Intimidation	0	0
Stalking	0	0
Forcible Rape	0	0
Forcible Sodomy	0	0
Sexual Assault w/Object	0	0
Forcible Fondling	0	0
Incest	0	0
Statutory Rape	0	0
Kidnapping/Abduction	0	0
Total	0	0

TIBRS Group B Arrests

Offense	Adult	Juvenile
Bad Checks	0	0
Curfew/Vagrancy	0	0
Disorderly Conduct	0	0
DUI	0	0
Drunkenness	0	0
Family-Non Violent	0	0
Liquor Law Violation	0	0
Peeping Tom	0	0
Runaway	0	0
Trespass	2	0
All Other Offense	1	0
Total Group B	3	0

TIBRS Group A Offenses	Offenses		Arrests	
	Reported	Cleared	Adult	Juvenile
Crimes Against Persons				
Murder	0	0	0	0
Negligent Manslaughter	0	0	0	0
Kidnapping/Abduction	0	0	0	0
Forcible Rape	0	0	0	0
Forcible Sodomy	0	0	0	0
Sexual Assault w/Object	0	0	0	0
Forcible Fondling	0	0	0	0
Incest	0	0	0	0
Statutory Rape	0	0	0	0
Aggravated Assault	0	0	0	0
Simple Assault	0	0	0	0
Intimidation	0	0	0	0
Stalking	0	0	0	0
Crimes Against Property				
Arson	0	0	0	0
Bribery	0	0	0	0
Burglary	0	0	0	0
Counterfeiting/Forgery	0	0	0	0
Destruction/Damage/Vandalism	1	1	1	0
Embezzlement	0	0	0	0
Extortion/Blackmail	0	0	0	0
Fraud - False Pretenses	0	0	0	0
Fraud - Credit Card/ATM	0	0	0	0
Fraud - Impersonation	0	0	0	0
Fraud - Welfare	0	0	0	0
Fraud - Wire	0	0	0	0
Motor Vehicle Theft	0	0	0	0
Robbery	0	0	0	0
Stolen Property Offense	0	0	0	0
Theft - Pocket Picking	0	0	0	0
Theft - Purse Snatching	0	0	0	0
Theft - Shoplifting	0	0	0	0
Theft from Building	0	0	0	0
Theft from Coin Machine	0	0	0	0
Theft from Motor Vehicle	2	0	0	0
Theft of Motor Vehicle Parts	0	0	0	0
Theft - All Other Larceny	0	0	0	0
Crimes Against Society				
Drug/Narcotic Violations	0	0	0	0
Drug/Narcotic Equipment Violations	0	0	0	0
Gambling-Betting/Wagering	0	0	0	0
Gambling-Operating/Promoting	0	0	0	0
Gambling-Equipment Violation	0	0	0	0
Gambling-Sports Tampering	0	0	0	0
Pornography/Obscene Materials	0	0	0	0
Prostitution	0	0	0	0
Prostitution-Assisting/Promoting	0	0	0	0
Weapon Law Violations	0	0	0	0
Total Group A Offenses	3	1	1	0



Red Clay State Historic Park

2002 Population Estimate N/A

Offense Overview

Offense Total 2
 Number Cleared 0
 Percent Cleared 0.0%

Group A Crimes per 100,000
 population N/A

Arrest Overview

Total Arrests 0
 Adult Arrests 0
 Juvenile Arrests 0
 Unknown Age 0

Arrests per 100,000 population N/A

Avg. number offenses/incident 1.00

Domestic Violence Victims

Offense	Total	Arrests
Murder	0	0
Aggravated Assault	0	0
Simple Assault	0	0
Intimidation	0	0
Stalking	0	0
Forcible Rape	0	0
Forcible Sodomy	0	0
Sexual Assault w/Object	0	0
Forcible Fondling	0	0
Incest	0	0
Statutory Rape	0	0
Kidnapping/Abduction	0	0
Total	0	0

TIBRS Group B Arrests

Offense	Adult	Juvenile
Bad Checks	0	0
Curfew/Vagrancy	0	0
Disorderly Conduct	0	0
DUI	0	0
Drunkenness	0	0
Family-Non Violent	0	0
Liquor Law Violation	0	0
Peeping Tom	0	0
Runaway	0	0
Trespass	0	0
All Other Offense	0	0
Total Group B	0	0

TIBRS Group A Offenses	Offenses		Arrests	
	Reported	Cleared	Adult	Juvenile
Crimes Against Persons				
Murder	0	0	0	0
Negligent Manslaughter	0	0	0	0
Kidnapping/Abduction	0	0	0	0
Forcible Rape	0	0	0	0
Forcible Sodomy	0	0	0	0
Sexual Assault w/Object	0	0	0	0
Forcible Fondling	0	0	0	0
Incest	0	0	0	0
Statutory Rape	0	0	0	0
Aggravated Assault	0	0	0	0
Simple Assault	0	0	0	0
Intimidation	0	0	0	0
Stalking	0	0	0	0
Crimes Against Property				
Arson	0	0	0	0
Bribery	0	0	0	0
Burglary	1	0	0	0
Counterfeiting/Forgery	0	0	0	0
Destruction/Damage/Vandalism	1	0	0	0
Embezzlement	0	0	0	0
Extortion/Blackmail	0	0	0	0
Fraud - False Pretenses	0	0	0	0
Fraud - Credit Card/ATM	0	0	0	0
Fraud - Impersonation	0	0	0	0
Fraud - Welfare	0	0	0	0
Fraud - Wire	0	0	0	0
Motor Vehicle Theft	0	0	0	0
Robbery	0	0	0	0
Stolen Property Offense	0	0	0	0
Theft - Pocket Picking	0	0	0	0
Theft - Purse Snatching	0	0	0	0
Theft - Shoplifting	0	0	0	0
Theft from Building	0	0	0	0
Theft from Coin Machine	0	0	0	0
Theft from Motor Vehicle	0	0	0	0
Theft of Motor Vehicle Parts	0	0	0	0
Theft - All Other Larceny	0	0	0	0
Crimes Against Society				
Drug/Narcotic Violations	0	0	0	0
Drug/Narcotic Equipment Violations	0	0	0	0
Gambling-Betting/Wagering	0	0	0	0
Gambling-Operating/Promoting	0	0	0	0
Gambling-Equipment Violation	0	0	0	0
Gambling-Sports Tampering	0	0	0	0
Pornography/Obscene Materials	0	0	0	0
Prostitution	0	0	0	0
Prostitution-Assisting/Promoting	0	0	0	0
Weapon Law Violations	0	0	0	0
Total Group A Offenses	2	0	0	0



Reelfoot Lake State Park

2002 Population Estimate N/A

Offense Overview

Offense Total 1
Number Cleared 0
Percent Cleared 0.0%

Group A Crimes per 100,000 population N/A

Arrest Overview

Total Arrests 0
Adult Arrests 0
Juvenile Arrests 0
Unknown Age 0

Arrests per 100,000 population N/A

Avg. number offenses/incident 1.00

Domestic Violence Victims

Offense	Total	Arrests
Murder	0	0
Aggravated Assault	0	0
Simple Assault	0	0
Intimidation	0	0
Stalking	0	0
Forcible Rape	0	0
Forcible Sodomy	0	0
Sexual Assault w/Object	0	0
Forcible Fondling	0	0
Incest	0	0
Statutory Rape	0	0
Kidnapping/Abduction	0	0
Total	0	0

TIBRS Group B Arrests

Offense	Adult	Juvenile
Bad Checks	0	0
Curfew/Vagrancy	0	0
Disorderly Conduct	0	0
DUI	0	0
Drunkenness	0	0
Family-Non Violent	0	0
Liquor Law Violation	0	0
Peeping Tom	0	0
Runaway	0	0
Trespass	0	0
All Other Offense	0	0
Total Group B	0	0

TIBRS Group A Offenses	Offenses		Arrests	
	Reported	Cleared	Adult	Juvenile
Crimes Against Persons				
Murder	0	0	0	0
Negligent Manslaughter	0	0	0	0
Kidnapping/Abduction	0	0	0	0
Forcible Rape	0	0	0	0
Forcible Sodomy	0	0	0	0
Sexual Assault w/Object	0	0	0	0
Forcible Fondling	0	0	0	0
Incest	0	0	0	0
Statutory Rape	0	0	0	0
Aggravated Assault	0	0	0	0
Simple Assault	0	0	0	0
Intimidation	0	0	0	0
Stalking	0	0	0	0
Crimes Against Property				
Arson	0	0	0	0
Bribery	0	0	0	0
Burglary	0	0	0	0
Counterfeiting/Forgery	0	0	0	0
Destruction/Damage/Vandalism	0	0	0	0
Embezzlement	0	0	0	0
Extortion/Blackmail	0	0	0	0
Fraud - False Pretenses	0	0	0	0
Fraud - Credit Card/ATM	0	0	0	0
Fraud - Impersonation	0	0	0	0
Fraud - Welfare	0	0	0	0
Fraud - Wire	0	0	0	0
Motor Vehicle Theft	0	0	0	0
Robbery	0	0	0	0
Stolen Property Offense	0	0	0	0
Theft - Pocket Picking	0	0	0	0
Theft - Purse Snatching	0	0	0	0
Theft - Shoplifting	0	0	0	0
Theft from Building	0	0	0	0
Theft from Coin Machine	0	0	0	0
Theft from Motor Vehicle	0	0	0	0
Theft of Motor Vehicle Parts	0	0	0	0
Theft - All Other Larceny	1	0	0	0
Crimes Against Society				
Drug/Narcotic Violations	0	0	0	0
Drug/Narcotic Equipment Violations	0	0	0	0
Gambling-Betting/Wagering	0	0	0	0
Gambling-Operating/Promoting	0	0	0	0
Gambling-Equipment Violation	0	0	0	0
Gambling-Sports Tampering	0	0	0	0
Pornography/Obscene Materials	0	0	0	0
Prostitution	0	0	0	0
Prostitution-Assisting/Promoting	0	0	0	0
Weapon Law Violations	0	0	0	0
Total Group A Offenses	1	0	0	0



Rock Island State Park

2002 Population Estimate N/A

Offense Overview

Offense Total 4
 Number Cleared 0
 Percent Cleared 0.0%

Group A Crimes per 100,000
 population N/A

Arrest Overview

Total Arrests 0
 Adult Arrests 0
 Juvenile Arrests 0
 Unknown Age 0

Arrests per 100,000 population N/A

Avg. number offenses/incident 1.00

Domestic Violence Victims

Offense	Total	Arrests
Murder	0	0
Aggravated Assault	0	0
Simple Assault	0	0
Intimidation	0	0
Stalking	0	0
Forcible Rape	0	0
Forcible Sodomy	0	0
Sexual Assault w/Object	0	0
Forcible Fondling	0	0
Incest	0	0
Statutory Rape	0	0
Kidnapping/Abduction	0	0
Total	0	0

TIBRS Group B Arrests

Offense	Adult	Juvenile
Bad Checks	0	0
Curfew/Vagrancy	0	0
Disorderly Conduct	0	0
DUI	0	0
Drunkenness	0	0
Family-Non Violent	0	0
Liquor Law Violation	0	0
Peeping Tom	0	0
Runaway	0	0
Trespass	0	0
All Other Offense	0	0
Total Group B	0	0

TIBRS Group A Offenses	Offenses		Arrests	
	Reported	Cleared	Adult	Juvenile
Crimes Against Persons				
Murder	0	0	0	0
Negligent Manslaughter	0	0	0	0
Kidnapping/Abduction	0	0	0	0
Forcible Rape	0	0	0	0
Forcible Sodomy	0	0	0	0
Sexual Assault w/Object	0	0	0	0
Forcible Fondling	0	0	0	0
Incest	0	0	0	0
Statutory Rape	0	0	0	0
Aggravated Assault	0	0	0	0
Simple Assault	0	0	0	0
Intimidation	0	0	0	0
Stalking	0	0	0	0
Crimes Against Property				
Arson	0	0	0	0
Bribery	0	0	0	0
Burglary	0	0	0	0
Counterfeiting/Forgery	0	0	0	0
Destruction/Damage/Vandalism	0	0	0	0
Embezzlement	0	0	0	0
Extortion/Blackmail	0	0	0	0
Fraud - False Pretenses	0	0	0	0
Fraud - Credit Card/ATM	0	0	0	0
Fraud - Impersonation	0	0	0	0
Fraud - Welfare	0	0	0	0
Fraud - Wire	0	0	0	0
Motor Vehicle Theft	0	0	0	0
Robbery	0	0	0	0
Stolen Property Offense	0	0	0	0
Theft - Pocket Picking	0	0	0	0
Theft - Purse Snatching	0	0	0	0
Theft - Shoplifting	0	0	0	0
Theft from Building	0	0	0	0
Theft from Coin Machine	0	0	0	0
Theft from Motor Vehicle	4	0	0	0
Theft of Motor Vehicle Parts	0	0	0	0
Theft - All Other Larceny	0	0	0	0
Crimes Against Society				
Drug/Narcotic Violations	0	0	0	0
Drug/Narcotic Equipment Violations	0	0	0	0
Gambling-Betting/Wagering	0	0	0	0
Gambling-Operating/Promoting	0	0	0	0
Gambling-Equipment Violation	0	0	0	0
Gambling-Sports Tampering	0	0	0	0
Pornography/Obscene Materials	0	0	0	0
Prostitution	0	0	0	0
Prostitution-Assisting/Promoting	0	0	0	0
Weapon Law Violations	0	0	0	0
Total Group A Offenses	4	0	0	0



South Cumberland Recreation Area

2002 Population Estimate N/A

Offense Overview

Offense Total 10
Number Cleared 8
Percent Cleared 80.0%

Group A Crimes per 100,000 population N/A

Arrest Overview

Total Arrests 30
Adult Arrests 30
Juvenile Arrests 0
Unknown Age 0

Arrests per 100,000 population N/A

Avg. number offenses/incident 1.00

Domestic Violence Victims

Offense	Total	Arrests
Murder	0	0
Aggravated Assault	0	0
Simple Assault	0	0
Intimidation	0	0
Stalking	0	0
Forcible Rape	0	0
Forcible Sodomy	0	0
Sexual Assault w/Object	0	0
Forcible Fondling	0	0
Incest	0	0
Statutory Rape	0	0
Kidnapping/Abduction	0	0
Total	0	0

TIBRS Group B Arrests

Offense	Adult	Juvenile
Bad Checks	0	0
Curfew/Vagrancy	0	0
Disorderly Conduct	0	0
DUI	0	0
Drunkenness	0	0
Family-Non Violent	0	0
Liquor Law Violation	16	0
Peeping Tom	0	0
Runaway	0	0
Trespass	2	0
All Other Offense	0	0
Total Group B	18	0

TIBRS Group A Offenses	Offenses		Arrests	
	Reported	Cleared	Adult	Juvenile
Crimes Against Persons				
Murder	0	0	0	0
Negligent Manslaughter	0	0	0	0
Kidnapping/Abduction	0	0	0	0
Forcible Rape	0	0	0	0
Forcible Sodomy	0	0	0	0
Sexual Assault w/Object	0	0	0	0
Forcible Fondling	0	0	0	0
Incest	0	0	0	0
Statutory Rape	0	0	0	0
Aggravated Assault	0	0	0	0
Simple Assault	0	0	0	0
Intimidation	0	0	0	0
Stalking	0	0	0	0
Crimes Against Property				
Arson	0	0	0	0
Bribery	0	0	0	0
Burglary	0	0	0	0
Counterfeiting/Forgery	0	0	0	0
Destruction/Damage/Vandalism	1	0	0	0
Embezzlement	0	0	0	0
Extortion/Blackmail	0	0	0	0
Fraud - False Pretenses	0	0	0	0
Fraud - Credit Card/ATM	0	0	0	0
Fraud - Impersonation	0	0	0	0
Fraud - Welfare	0	0	0	0
Fraud - Wire	0	0	0	0
Motor Vehicle Theft	0	0	0	0
Robbery	0	0	0	0
Stolen Property Offense	0	0	0	0
Theft - Pocket Picking	0	0	0	0
Theft - Purse Snatching	0	0	0	0
Theft - Shoplifting	0	0	0	0
Theft from Building	0	0	0	0
Theft from Coin Machine	0	0	0	0
Theft from Motor Vehicle	0	0	0	0
Theft of Motor Vehicle Parts	0	0	0	0
Theft - All Other Larceny	0	0	0	0
Crimes Against Society				
Drug/Narcotic Violations	9	8	12	0
Drug/Narcotic Equipment Violations	0	0	0	0
Gambling-Betting/Wagering	0	0	0	0
Gambling-Operating/Promoting	0	0	0	0
Gambling-Equipment Violation	0	0	0	0
Gambling-Sports Tampering	0	0	0	0
Pornography/Obscene Materials	0	0	0	0
Prostitution	0	0	0	0
Prostitution-Assisting/Promoting	0	0	0	0
Weapon Law Violations	0	0	0	0
Total Group A Offenses	10	8	12	0



T.O. Fuller State Park

2002 Population Estimate N/A

Offense Overview

Offense Total 1
 Number Cleared 0
 Percent Cleared 0.0%

Group A Crimes per 100,000
 population N/A

Arrest Overview

Total Arrests 0
 Adult Arrests 0
 Juvenile Arrests 0
 Unknown Age 0

Arrests per 100,000 population N/A

Avg. number offenses/incident 1.00

Domestic Violence Victims

Offense	Total	Arrests
Murder	0	0
Aggravated Assault	0	0
Simple Assault	0	0
Intimidation	0	0
Stalking	0	0
Forcible Rape	0	0
Forcible Sodomy	0	0
Sexual Assault w/Object	0	0
Forcible Fondling	0	0
Incest	0	0
Statutory Rape	0	0
Kidnapping/Abduction	0	0
Total	0	0

TIBRS Group B Arrests

Offense	Adult	Juvenile
Bad Checks	0	0
Curfew/Vagrancy	0	0
Disorderly Conduct	0	0
DUI	0	0
Drunkenness	0	0
Family-Non Violent	0	0
Liquor Law Violation	0	0
Peeping Tom	0	0
Runaway	0	0
Trespass	0	0
All Other Offense	0	0
Total Group B	0	0

TIBRS Group A Offenses	Offenses		Arrests	
	Reported	Cleared	Adult	Juvenile
Crimes Against Persons				
Murder	0	0	0	0
Negligent Manslaughter	0	0	0	0
Kidnapping/Abduction	0	0	0	0
Forcible Rape	0	0	0	0
Forcible Sodomy	0	0	0	0
Sexual Assault w/Object	0	0	0	0
Forcible Fondling	0	0	0	0
Incest	0	0	0	0
Statutory Rape	0	0	0	0
Aggravated Assault	0	0	0	0
Simple Assault	0	0	0	0
Intimidation	0	0	0	0
Stalking	0	0	0	0
Crimes Against Property				
Arson	0	0	0	0
Bribery	0	0	0	0
Burglary	0	0	0	0
Counterfeiting/Forgery	0	0	0	0
Destruction/Damage/Vandalism	0	0	0	0
Embezzlement	0	0	0	0
Extortion/Blackmail	0	0	0	0
Fraud - False Pretenses	0	0	0	0
Fraud - Credit Card/ATM	0	0	0	0
Fraud - Impersonation	0	0	0	0
Fraud - Welfare	0	0	0	0
Fraud - Wire	0	0	0	0
Motor Vehicle Theft	1	0	0	0
Robbery	0	0	0	0
Stolen Property Offense	0	0	0	0
Theft - Pocket Picking	0	0	0	0
Theft - Purse Snatching	0	0	0	0
Theft - Shoplifting	0	0	0	0
Theft from Building	0	0	0	0
Theft from Coin Machine	0	0	0	0
Theft from Motor Vehicle	0	0	0	0
Theft of Motor Vehicle Parts	0	0	0	0
Theft - All Other Larceny	0	0	0	0
Crimes Against Society				
Drug/Narcotic Violations	0	0	0	0
Drug/Narcotic Equipment Violations	0	0	0	0
Gambling-Betting/Wagering	0	0	0	0
Gambling-Operating/Promoting	0	0	0	0
Gambling-Equipment Violation	0	0	0	0
Gambling-Sports Tampering	0	0	0	0
Pornography/Obscene Materials	0	0	0	0
Prostitution	0	0	0	0
Prostitution-Assisting/Promoting	0	0	0	0
Weapon Law Violations	0	0	0	0
Total Group A Offenses	1	0	0	0



Tim's Ford State Park

2002 Population Estimate N/A

Offense Overview

Offense Total 0
Number Cleared 0
Percent Cleared 0.0%

Group A Crimes per 100,000 population N/A

Arrest Overview

Total Arrests 1
Adult Arrests 1
Juvenile Arrests 0
Unknown Age 0

Arrests per 100,000 population N/A

Avg. number offenses/incident N/A

Domestic Violence Victims

Offense	Total	Arrests
Murder	0	0
Aggravated Assault	0	0
Simple Assault	0	0
Intimidation	0	0
Stalking	0	0
Forcible Rape	0	0
Forcible Sodomy	0	0
Sexual Assault w/Object	0	0
Forcible Fondling	0	0
Incest	0	0
Statutory Rape	0	0
Kidnapping/Abduction	0	0
Total	0	0

TIBRS Group B Arrests

Offense	Adult	Juvenile
Bad Checks	0	0
Curfew/Vagrancy	0	0
Disorderly Conduct	0	0
DUI	1	0
Drunkenness	0	0
Family-Non Violent	0	0
Liquor Law Violation	0	0
Peeping Tom	0	0
Runaway	0	0
Trespass	0	0
All Other Offense	0	0
Total Group B	1	0

TIBRS Group A Offenses	Offenses		Arrests	
	Reported	Cleared	Adult	Juvenile
Crimes Against Persons				
Murder	0	0	0	0
Negligent Manslaughter	0	0	0	0
Kidnapping/Abduction	0	0	0	0
Forcible Rape	0	0	0	0
Forcible Sodomy	0	0	0	0
Sexual Assault w/Object	0	0	0	0
Forcible Fondling	0	0	0	0
Incest	0	0	0	0
Statutory Rape	0	0	0	0
Aggravated Assault	0	0	0	0
Simple Assault	0	0	0	0
Intimidation	0	0	0	0
Stalking	0	0	0	0
Crimes Against Property				
Arson	0	0	0	0
Bribery	0	0	0	0
Burglary	0	0	0	0
Counterfeiting/Forgery	0	0	0	0
Destruction/Damage/Vandalism	0	0	0	0
Embezzlement	0	0	0	0
Extortion/Blackmail	0	0	0	0
Fraud - False Pretenses	0	0	0	0
Fraud - Credit Card/ATM	0	0	0	0
Fraud - Impersonation	0	0	0	0
Fraud - Welfare	0	0	0	0
Fraud - Wire	0	0	0	0
Motor Vehicle Theft	0	0	0	0
Robbery	0	0	0	0
Stolen Property Offense	0	0	0	0
Theft - Pocket Picking	0	0	0	0
Theft - Purse Snatching	0	0	0	0
Theft - Shoplifting	0	0	0	0
Theft from Building	0	0	0	0
Theft from Coin Machine	0	0	0	0
Theft from Motor Vehicle	0	0	0	0
Theft of Motor Vehicle Parts	0	0	0	0
Theft - All Other Larceny	0	0	0	0
Crimes Against Society				
Drug/Narcotic Violations	0	0	0	0
Drug/Narcotic Equipment Violations	0	0	0	0
Gambling-Betting/Wagering	0	0	0	0
Gambling-Operating/Promoting	0	0	0	0
Gambling-Equipment Violation	0	0	0	0
Gambling-Sports Tampering	0	0	0	0
Pornography/Obscene Materials	0	0	0	0
Prostitution	0	0	0	0
Prostitution-Assisting/Promoting	0	0	0	0
Weapon Law Violations	0	0	0	0
Total Group A Offenses	0	0	0	0



Warriors' Path State Park

2002 Population Estimate N/A

Offense Overview

Offense Total 12
 Number Cleared 0
 Percent Cleared 0.0%

Group A Crimes per 100,000
 population N/A

Arrest Overview

Total Arrests 0
 Adult Arrests 0
 Juvenile Arrests 0
 Unknown Age 0

Arrests per 100,000 population N/A

Avg. number offenses/incident 1.00

Domestic Violence Victims

Offense	Total	Arrests
Murder	0	0
Aggravated Assault	0	0
Simple Assault	0	0
Intimidation	0	0
Stalking	0	0
Forcible Rape	0	0
Forcible Sodomy	0	0
Sexual Assault w/Object	0	0
Forcible Fondling	0	0
Incest	0	0
Statutory Rape	0	0
Kidnapping/Abduction	0	0
Total	0	0

TIBRS Group B Arrests

Offense	Adult	Juvenile
Bad Checks	0	0
Curfew/Vagrancy	0	0
Disorderly Conduct	0	0
DUI	0	0
Drunkenness	0	0
Family-Non Violent	0	0
Liquor Law Violation	0	0
Peeping Tom	0	0
Runaway	0	0
Trespass	0	0
All Other Offense	0	0
Total Group B	0	0

TIBRS Group A Offenses	Offenses		Arrests	
	Reported	Cleared	Adult	Juvenile
Crimes Against Persons				
Murder	0	0	0	0
Negligent Manslaughter	0	0	0	0
Kidnapping/Abduction	0	0	0	0
Forcible Rape	0	0	0	0
Forcible Sodomy	0	0	0	0
Sexual Assault w/Object	0	0	0	0
Forcible Fondling	0	0	0	0
Incest	0	0	0	0
Statutory Rape	0	0	0	0
Aggravated Assault	0	0	0	0
Simple Assault	1	0	0	0
Intimidation	1	0	0	0
Stalking	0	0	0	0
Crimes Against Property				
Arson	0	0	0	0
Bribery	0	0	0	0
Burglary	1	0	0	0
Counterfeiting/Forgery	0	0	0	0
Destruction/Damage/Vandalism	8	0	0	0
Embezzlement	0	0	0	0
Extortion/Blackmail	0	0	0	0
Fraud - False Pretenses	0	0	0	0
Fraud - Credit Card/ATM	0	0	0	0
Fraud - Impersonation	0	0	0	0
Fraud - Welfare	0	0	0	0
Fraud - Wire	0	0	0	0
Motor Vehicle Theft	0	0	0	0
Robbery	0	0	0	0
Stolen Property Offense	0	0	0	0
Theft - Pocket Picking	0	0	0	0
Theft - Purse Snatching	0	0	0	0
Theft - Shoplifting	0	0	0	0
Theft from Building	1	0	0	0
Theft from Coin Machine	0	0	0	0
Theft from Motor Vehicle	0	0	0	0
Theft of Motor Vehicle Parts	0	0	0	0
Theft - All Other Larceny	0	0	0	0
Crimes Against Society				
Drug/Narcotic Violations	0	0	0	0
Drug/Narcotic Equipment Violations	0	0	0	0
Gambling-Betting/Wagering	0	0	0	0
Gambling-Operating/Promoting	0	0	0	0
Gambling-Equipment Violation	0	0	0	0
Gambling-Sports Tampering	0	0	0	0
Pornography/Obscene Materials	0	0	0	0
Prostitution	0	0	0	0
Prostitution-Assisting/Promoting	0	0	0	0
Weapon Law Violations	0	0	0	0
Total Group A Offenses	12	0	0	0



The following state parks are in compliance but did not report any offenses during 2003.

Big Hill Pond State Park
Bledsoe Creek State Park
Burgess Falls Natural Area
Dunbar Cave Natural Area
Fort Pillow Historic State Park
Indian Mountain State Park
Johnsonville State Historic Area
Old Stone Fort State Archeological Park
Pickett State Park
Pinson Mounds State Archeological Park
Roan Mountatin State Park
Sgt. Alvin C. York State Park
Standing Stone State Park
Sycamore Shoals State Historic Area





APPENDIX

2003

TIBRS Offense Definitions

Group A Offense Definitions

Since all Group A offenses occurring in an incident are to be reported, care must be taken to identify all such offenses involved in an incident. Care must also be taken to ensure that each offense that is reported is a separate, distinct crime, rather than just a part of another offense. For example, every robbery includes some type of assault; but because the assault is an element of the robbery, only Robbery should be reported. If during a Robbery, the victim is forced to engage in sexual acts, both Robbery and Forcible Rape should be reported, as forced sexual intercourse is not an element of Robbery. A rape case might also involve the crimes of Motor Vehicle Theft and Kidnapping, and they should all be reported. Burglary is another example because it usually includes a larceny offense. Because Burglary is defined in terms of theft, only the burglary is to be reported.

NOTE: In TIBRS the classification of felony and misdemeanor does not apply; the offenses are classified according to the definitions and the facts of the incident. However this does not change what a person is charged with under Tennessee statute. The following pages contain the definitions to be used in determining the offense that has occurred. There are 47 definitions of Group A offenses that follow. They are listed in alphabetical order.

Arson TIBRS Code (200)

Definition To unlawfully and intentionally damage, or attempt to damage, any real or personal property by fire or incendiary device.

Assault Offenses

Definition An unlawful attack by one person upon another.

Aggravated Assault TIBRS Code (13A)

Definition An unlawful attack by one person upon another wherein the offender uses a weapon or displays it in a threatening manner, or the victim suffers obvious severe or aggravated bodily injury involving apparent broken bones, loss of teeth, possible internal injury, severe laceration, or loss of consciousness.

Simple Assault TIBRS Code (13B)

Definition An unlawful physical attack by one person upon another where neither the offender displays a weapon, nor the victim suffers obvious severe or aggravated bodily injury involving apparent broken bones, loss of teeth, possible internal injury, severe laceration, or loss of consciousness.



Intimidation TIBRS Code (13C)

Definition *To unlawfully place another person in reasonable fear of bodily harm through the use of threatening words and/or other conduct, but without displaying a weapon or subjecting the victim to actual physical attack.*

Stalking TIBRS Code (13D)

Definition *To intentionally and repeatedly follow or harass another person in such a manner as would cause that person to be in reasonable fear of being assaulted, suffering bodily injury or death.*

Bribery TIBRS Code (510)

Definition *The offering, giving, receiving, or soliciting of any thing of value (i.e., a bribe, gratuity, or kickback) to sway the judgment or action of a person in a position of trust or influence.*

Burglary/Breaking and Entering TIBRS Code (220)

Definition *The unlawful entry into a building or other structure with the intent to commit a felony or a theft.*

Counterfeiting/Forgery TIBRS Code (250)

Definition *The altering, copying, or imitation of something, without authority or right, with the intent to deceive or defraud by passing the copy or thing altered or imitated as that which is original or genuine; or the selling, buying, or possession of an altered, copied, or imitated thing with the intent to deceive or defraud.*

Destruction/Damage/Vandalism of Property TIBRS Code (290)

Definition *To willfully or maliciously destroy, damage, deface, or otherwise injure real or personal property without the consent of the owner or the person having custody or control of it.*

Drug/Narcotic Offenses

Definition *The violation of laws prohibiting the production, distribution, and/or use of certain controlled substances and the equipment or devices utilized in their preparation and/or use.*



Drug/Narcotic Violations TIBRS Code (35A)

Definition *The unlawful cultivation, manufacture, distribution, sale, purchase, use, possession, transportation, or importation of any controlled drug or narcotic substance.*

Drug Equipment Violations TIBRS Code (35B)

Definition *The unlawful manufacture, sale, purchase, possession, or transportation of equipment or devices utilized in preparing and/or using drugs or narcotics.*

Embezzlement TIBRS Code (270)

Definition *The unlawful misappropriation by an offender to his/her own use or purpose of money, property, or some other thing of value entrusted to his/her care, custody, or control.*

Extortion/Blackmail TIBRS Code (210)

Definition *To unlawfully obtain money, property, or any other thing of value, either tangible or intangible, through the use or threat of force, misuse of authority, threat of criminal prosecution, threat of destruction of reputation or social standing, or through other coercive means.*

Fraud Offenses

Definition *The intentional perversion of the truth for the purpose of inducing another person or other entity in reliance upon it to part with some thing of value or surrender a legal right.*

False Pretenses/Swindle/Confidence Game TIBRS Code (26A)

Definition *The intentional misrepresentation of existing fact or conditions, or the use of some other deceptive scheme or device, to obtain money, goods, or other things of value.*

Credit/Card Automatic Teller Machine Fraud TIBRS Code (26B)

Definition *The unlawful use of a credit (or debit) card or automatic teller machine for fraudulent purposes.*



Impersonation TIBRS Code (26C)

Definition *Falsely representing one's identity or position, and acting in the character or position thus unlawfully assumed, to deceive others and thereby gain a profit or advantage, enjoy some right or privilege, or subject another person or entity to an expense, charge, or liability which would not have otherwise been incurred.*

Welfare Fraud TIBRS Code (26D)

Definition *The use of deceitful statements, practices, or devices to unlawfully obtain welfare benefits.*

Wire Fraud TIBRS Code (26E)

Definition *The use of an electric or electronic communications facility to intentionally transmit a false and/or deceptive message in furtherance of a fraudulent activity.*

Gambling Offenses

Definition *To unlawfully bet or wager money or something else of value; assist, promote, or operate a game of chance for money or some other stake; possess or transmit wagering information; manufacture, sell, purchase, possess, or transport gambling equipment, devices, or goods; or tamper with the outcome of a sporting event or contest to gain a gambling advantage.*

Betting/Wagering TIBRS Code (39A)

Definition *To unlawfully stake money or something else of value on the happening of an uncertain event or on the ascertainment of a fact in dispute.*

Operating/Promoting/Assisting Gambling TIBRS Code (39B)

Definition *To unlawfully operate, promote, or assist in the operation of a game of chance, lottery, or other gambling activity.*

Gambling Equipment Violations TIBRS Code (39C)

Definition *To unlawfully manufacture, sell, buy, possess, or transport equipment, devices, and/or goods used for gambling purposes.*



Sports Tampering TIBRS Code (39D)

Definition *To unlawfully alter, meddle in, or otherwise interfere with a sporting contest or event for the purpose of gaining a gambling advantage.*

Homicide Offenses

Definition *The killing of one human being by another.*

Murder and Non-negligent Manslaughter TIBRS Code (09A)

Definition *The willful (non-negligent) killing of one human being by another.*

Negligent Manslaughter TIBRS Code (09B)

Definition *The killing of another person through negligence. Included in this offense are killings resulting from hunting accidents, gun cleaning, children playing with guns, etc. Not included are deaths of persons due to their own negligence; accidental deaths not resulting from gross negligence; and accidental traffic fatalities. The subsequent findings of a court, coroner's inquest, etc., do not affect the reporting of offenses in this category; these are law enforcement statistics.*

Justifiable Homicide TIBRS Code (09C)

Definition *The killing of a perpetrator of a serious criminal offense by a peace officer in the line of duty; or the killing, during the commission of a serious criminal offense, of the perpetrator by a private individual.*

Kidnapping/Abduction TIBRS Code (100)

Definition *The unlawful seizure, transportation, and/or detention of a person against his/her will, or of a minor without the consent of his/her custodial parent(s) or legal guardian.*

Larceny/Theft Offenses

Definition *The unlawful taking, carrying, leading, or riding away of property from the possession, or constructive possession, of another person.*

Pocket-Picking TIBRS Code (23A)

Definition *The theft of articles from another person's physical possession by stealth where the victim usually does not become immediately aware of the theft.*



Purse-Snatching TIBRS Code (23B)

Definition The grabbing or snatching of a purse, handbag, etc., from the physical possession of another person.

Shoplifting TIBRS Code (23C)

Definition The theft, by someone other than an employee of the victim, of goods or merchandise exposed for sale.

Theft from Building TIBRS Code (23D)

Definition A theft from within a building which is either open to the general public or where the offender has legal access.

Theft from Coin-Operated Machine or Device TIBRS Code (23E)

Definition A theft from a machine or device which is operated or activated by the use of coins.

Theft from Motor Vehicle TIBRS Code (23F)

Definition The theft of articles from a motor vehicle, whether locked or unlocked.

Theft of Motor Vehicle Parts or Accessories TIBRS Code (23G)

Definition The theft of any part or accessory affixed to the interior or exterior of a motor vehicle in a manner which would make the item an attachment of the vehicle or necessary for its operation.

All Other Larceny TIBRS Code (23H)

Definition All thefts which do not fit any of the definitions of the specific subcategories of Larceny/Theft listed above.

Motor Vehicle Theft TIBRS Code (240)

Definition The theft of a motor vehicle.

Pornography/Obscene Material TIBRS Code (370)

Definition The violation of laws or ordinances prohibiting the manufacture, publishing, sale, purchase, or possession of sexually explicit material; e.g., literature, photographs, etc.



Prostitution Offenses

Definition *To unlawfully engage in or promote sexual activities for profit.*

Prostitution TIBRS Code (40A)

Definition *To unlawfully engage in sexual relations for profit.*

Assisting or Promoting Prostitution TIBRS Code (40B)

Definition *To solicit customers or transport persons for prostitution purposes; to own, manage, or operate a dwelling or other establishment for the purpose of providing a place where prostitution is performed; or to otherwise assist or promote prostitution.*

Robbery TIBRS Code (120)

Definition *The taking, or attempting to take, anything of value under confrontational circumstances from the control, custody, or care of another person by force or threat of force or violence and/or by putting the victim in fear of immediate harm.*

Sex Offenses, Forcible

Definition *Any sexual act directed against another person, forcibly and/or against that person's will; or not forcibly or against the person's will where the victim is incapable of giving consent.*

Forcible Rape TIBRS Code (11A)

Definition *The carnal knowledge of a person, forcibly and/or against that person's will; or not forcibly or against the person's will where the victim is incapable of giving consent because of his/her temporary or permanent mental or physical incapacity (or because of his/her youth).*

Forcible Sodomy TIBRS Code (11B)

Definition *Oral or anal sexual intercourse with another person, forcibly and/or against that persons will; or not forcibly or against the persons will where the victim is incapable of giving consent because of his/her youth or because of his/her temporary or permanent mental or physical incapacity.*



Sexual Assault With An Object TIBRS Code (11C)

Definition To use an object or instrument to unlawfully penetrate, however, slightly, the genital or anal opening of the body of another person, forcibly and/or against that persons will; or not forcibly or against the persons will where the victim is incapable of giving consent because of his/her youth or because of his/her temporary or permanent mental or physical incapacity.

Forcible Fondling TIBRS Code (11D)

Definition The touching of the private body parts of another person for the purpose of sexual gratification, forcibly and/or against that person's will; or, not forcibly or against the person's will where the victim is incapable of giving consent because of his/her youth or because of his/her temporary or permanent mental incapacity.

Sex Offenses, Non-forcible

Definition Unlawful, non-forcible sexual intercourse.

Incest TIBRS Code (36A)

Definition Nonforcible sexual intercourse between persons who are related to each other within the degrees wherein marriage is prohibited by law.

Statutory Rape TIBRS Code (36B)

Definition Nonforcible sexual intercourse with a person who is under the statutory age of consent.

Stolen Property Offenses TIBRS Code (280)

Definition Receiving, buying, selling possessing, concealing, or transporting any property with the knowledge that it has been unlawfully taken, as by burglary, embezzlement, fraud, larceny, robbery, etc.

Weapon Law Violations TIBRS Code (520)

Definition The violation of laws or ordinances prohibiting the manufacture, sale, purchase, transportation, possession, concealment, or use of firearms, cutting instruments, explosives, incendiary devices, or other deadly weapons. Include violations such as the manufacture, sale, or possession of deadly weapons; carrying deadly weapons, concealed or openly; using, manufacturing, etc., silencers; and furnishing deadly weapons to minor.

This offense will cover local, state as well as federal laws.



Group B Offense Definitions

There are eleven Group B offense categories and they encompass all of the crimes that are not Group A offenses. Only arrestee data is reported for Group B crimes. Traffic offenses are excluded from TIBRS reporting except for the following: Hit and Run of a Pedestrian, Vehicular Homicide, and DUI.

Bad Checks TIBRS Code (90A)

Definition *Knowingly and intentionally writing and/or negotiating checks drawn against insufficient or non-existent funds.*

Curfew/Loitering/Vagrancy Violations TIBRS Code (90B)

Definition *The violation of a court order, regulation, ordinance, or law requiring the withdrawal of persons from the streets or other specified areas: prohibiting persons from remaining in an area or place in an idle or aimless manner: or prohibiting persons from going place to place without visible means of support.*

Disorderly Conduct TIBRS Code (90C)

Definition *Any behavior that tends to disturb the public peace or decorum, scandalize the community, or shock the public sense of morality.*

Driving Under the Influence TIBRS Code (90D)

Definition *Driving or operating a motor vehicle or common carrier while mentally or physically impaired as the result of consuming an alcoholic beverage or using a drug or narcotic.*

Drunkenness TIBRS Code (90E)

Definition *To drink alcoholic beverages to the extent that one's mental faculties and physical coordination are substantially impaired.*

Family Offenses, Non-Violent TIBRS Code (90F)

Definition *Unlawful, non-violent acts by a family member (or legal guardian) which threaten the physical, mental, or economic well-being or morals of another family member and which are not classifiable as other offenses, such as Assault, Incest, Statutory Rape, etc.*



Liquor Law Violations TIBRS Code (90G)

Definition *The violation of laws or ordinances prohibiting the manufacture, sale, purchase, transportation, possession, or use of alcoholic beverages.*

Peeping Tom TIBRS Code (90H)

Definition *To secretly look through a window, doorway, keyhole, or other aperture for the purpose of voyeurism.*

Runaway TIBRS Code (90I)

Definition *A person under 18 years of age who has left home without the permission of his/her parent(s) or legal guardian.*

Trespass of Real Property TIBRS Code (90J)

Definition *To unlawfully enter land, a dwelling, or other real property.*

All burglary offenses include the element of trespass; trespass, however, involves entry with no intent to commit a felony or theft.

All Other Offenses TIBRS Code (90Z)

Definition *All crimes which are not Group A offenses and are not included in one of the specifically named Group B crime categories listed above.*

Note: When an offense is prefixed by: Accessory Before/After the fact; Aiding/Abetting; Conspiracy to Commit; Facilitation of; Solicitation to commit; Threat to commit, etc. and the substantive offense is a Group A offense, such as "Conspiracy to commit murder", report in TIBRS, 90Z (if the person is arrested). If the substantive offense is a Group B offense, then the arrest is reported under the Group offense.



Glossary of Terms and Definitions

Bias Motivation	Data element collecting hate crime information.
CSU	Crime Statistics Unit - the unit at TBI responsible for day to day operations of TIBRS program.
Element	A component or part of any given criminal Incident.
Exceptional Clearance	Incident is cleared by exceptional means when an element beyond law enforcement control prevents a physical arrest.
FBI	Federal Bureau of Investigation
Group A Offenses	Twenty-two classifications of crimes comprised of 47 separate criminal offenses.
Group B Offenses	Eleven Classifications of activities that violate State statutes or local ordinances that are reported to TIBRS when an arrest is made.
Incident	An incident is defined as all offenses committed by one or more offenders acting in concert and occurring at the same time and place.
Incident Number	A number used to uniquely identify an incident.
L.E.I.C.	Law Enforcement Information Coordinator
LEOKA	Law Enforcement Officer Killed or Assaulted -a program that collects information on any incidents involving an assault or killing of a law enforcement official.
Multiple Arrest Indicator	This field is used if investigation determines that the current arrestee committed other unsolved crimes and will be charged with those crimes.
NIBRS	National Incident Based Reporting System - the FBI's system to collect crime statistics information in an incident based format.
Offense	Criminal activity that has been identified and reported to TIBRS in an established format.



ORI Number	A 9 character number used as an agency identifier assigned by the FBI.
RAC	Reporting Agency Coordinator - person designated to be the local agency contact for the TIBRS program.
Resident Status	Based upon offender, arrestee, or victim's city address and location of the incident.
State Control Number	Unique identification number that is attached to fingerprint card. Linked to charges on that particular card.
Summary System	A system of reporting eight indexed crimes to the FBI's Uniform Crime Reporting System. The system collects information in the aggregate, not incident based.
TBI	Tennessee Bureau of Investigation
TIBRS	Tennessee Incident Based Reporting System - the state system for collection of crime statistics information in an incident based manner.
TCA	Tennessee Code Annotated
UCR	Uniform Crime Reporting - the national system for the collection of crime statistics based upon standard offense definitions.
Victim Type	Field used to identify the 8 different classifications of victims in the TIBRS system.

Units of Counts – Offense

The units of counts principles are based on FBI practices and conform to national standards for counting offenses.

Crimes Against Persons – Homicides, Assaults, Sex Offenses – both forcible and non forcible, kidnapping – each victim = one offense. Example – an incident involving an aggravated assault with two victims will be counted as 2 aggravated assaults

Crimes Against Society – Each offense counts as one occurrence. One Drug Narcotic Violation counts as one offense.



Crimes Against Property – Each offense counts as one occurrence with the exception of one offense classification:

Motor Vehicle Thefts – The number of vehicles stolen is counted. If two automobiles are stolen in one incident, it will be counted as two motor vehicle thefts.

Units of Counts – Clearances

The units of counts for clearances are based on FBI practices and conform to national standards for counting clearances.

One arrest or exceptional clearance in an incident will clear all offenses in the incident.

Other resources available at the TBI web site: www.tbi.state.tn.us

[TIBRS Data Collection Manual](#)

[TCA/TIBRS Guide](#)

[TIBRS Error Manual](#)

[FBI Data Collection Manual, vol. 1](#)

[FBI Data Submission Specifications, vol. 2](#)

[FBI Error Message Manual, vol. 4](#)



TIBRS Offenses vs. UCR Summary Offenses

<p>TIBRS Group A Offenses</p> <ul style="list-style-type: none"> Arson Assault Offenses Bribery Burglary Counterfeiting/Forgery Destruction/Damage/Vandalism Drug Narcotic Offenses Embezzlement Extortion/Blackmail Fraud Offenses Gambling Offenses Homicide Kidnapping Larceny/Theft Motor Vehicle Theft Pornography/Obscene Material Prostitution Offenses Robbery Sex Offenses - Forcible Sex Offenses - Nonforcible Stolen Property Offense Weapons Law Violations 	<p>UCR Summary Part I Offenses</p> <ul style="list-style-type: none"> Arson Aggravated Assault Burglary Homicide Larceny/Theft Motor Vehicle Theft Forcible Rape Robbery
<p>TIBRS Group B Offenses</p> <ul style="list-style-type: none"> Bad Checks Curfew/Loitering/Vagrancy Disorderly Conduct Driving Under the Influence Drunkenness Family Offenses - Nonviolent Liquor Law Violations Peeping Tom Runaway Trespass of Real Property All Other Offenses 	<p>UCR Summary Part II Offenses</p> <ul style="list-style-type: none"> Disorderly Conduct Driving Under the Influence Drug Abuse Violations Drunkenness Embezzlement Forgery/Counterfeiting Fraud Gambling Liquor Law Violations Offenses Against the Family Other Assaults Prostitution Sex Offenses excl. Rape Stolen Property/Buying/Receiving Vagrancy Vandalism Weapons Law All Other Offenses



TIBRS Data Fields

Administrative Information

- 1 ORI Number
- 2 Incident Number
- 3 Incident Date
- 4 Incident Time
- 5 Exceptional Clearance Date
- 6 Exceptional Clearance Reason

Offense Information

- 7 Offense Code
- 8 Bias Motivation Code
- 9 Location of Offense
- 10 Offense Status
- 11 Offender Suspected of Using
- 12 Type of Criminal Activity (Specific Offenses)
- 13 Type of Weapon/Force Involved (Specific Offenses)
- 14 Method of Entry (Burglary)
- 15 Number of Premises (Burglary - specific locations)
- 16 Home Invasion (Burglary/Robbery at residence)
- 17 Gang Involvement/Activity
- 18 Gang Type
- 19 Gang Name

Property Information

- 20 Type of Property Loss
- 21 Property Description Code
- 22 Value of Property
- 23 Date Recovered
- 24 Recovered Value

Drug Information

- 25 Suspected Drug Type
- 26 Estimated Amount/Quantity
- 27 Unit of Measure
- 28 Location of Marijuana
- 29 Number of Marijuana Plots
- 30 Longitude of Marijuana Plots
- 31 Latitude of Marijuana Plots

Offender Information

- 32 Sex
- 33 Race
- 34 Age

Arrestee Information

- 35 State Control Number
- 36 Arrestee Ethnicity
- 37 Resident Status
- 38 Type of Arrest
- 39 Multiple Arrest Indicator
- 40 Transaction Number
- 41 Arrest Offense
- 42 Arrest Date
- 43 Weapon Arrestee Armed With at Arrest
- 44 Warrant Signed By (Domestic Violence)
- 45 Disposition of Juvenile Arrestee

Victim Information

- 46 Offense(s) Against Victim
- 47 Type of Victim
- 48 Sex
- 49 Race
- 50 Ethnicity
- 51 Age
- 52 Resident Status
- 53 Injury Type (Specific Offenses)
- 54 Aggravated Assault/Homicide Circumstances
- 55 Negligent Manslaughter Circumstances
- 56 Justifiable Homicide Circumstances
- 57 Relationship of Victim to Offender
- 58 Victim Transported to Safety (Domestic Violence)
- 59 Violation of Order of Protection (Domestic Violence)
- 60 College Student
- 61 College/University
- 62 On/Off Campus

LEOKA Information

- 63 LEOKA Type
- 64 Vehicle Assignment
- 65 Type of Activity

