

Ten Year Crime Trends

2001 - 2010



Prepared By:

Tennessee Bureau of Investigation

Crime Statistics Unit

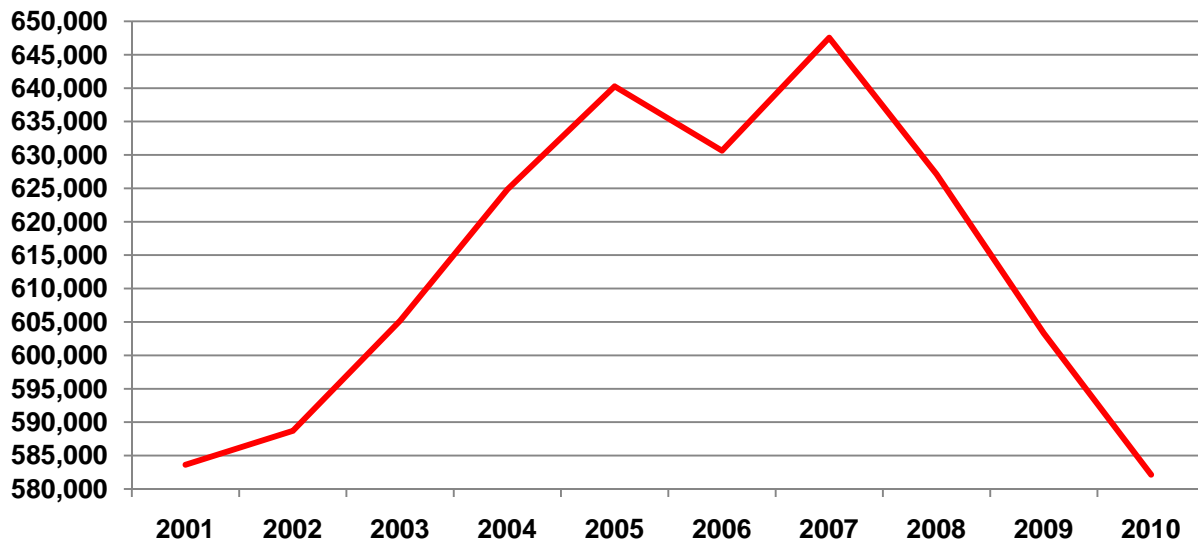
June 2011

The Tennessee Bureau of Investigation's Crime Statistics Unit published Crime in Tennessee, Hate Crime and Law Enforcement Officers Killed and Assaulted (LEOKA) for the first time in 2002. The reports were based on calendar year 2001 data. The release of the annual publications in 2011 marked the ten year anniversary for the publication of the crime reports. All reports are based on information submitted to the TBI's Tennessee Incident Based Reporting System (TIBRS). The following report is a brief synopsis of crime data submitted to TBI from 2001 to 2011.

The report provides a ten year review of Group A offenses, Group B offenses, and Crimes Against Persons, Property and Society. Specific information for Violent Crimes, Credit Card Fraud, Impersonation, Drug/Narcotic Violations, DUI, Domestic Violence, Hate Crime, and LEOKA incidents is included.

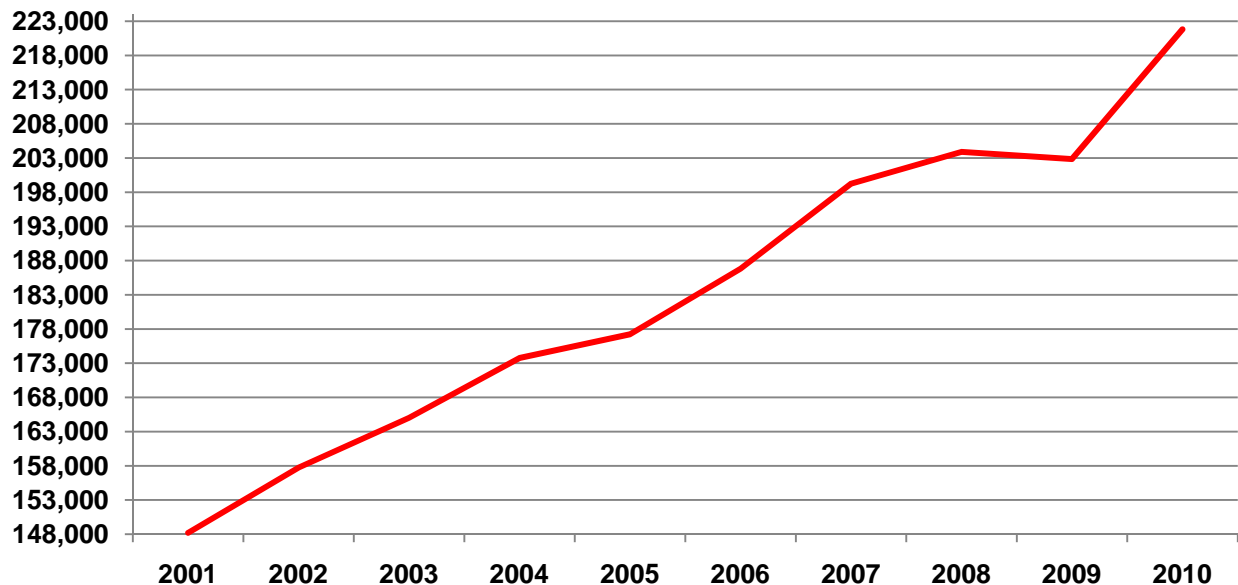
- ❖ Group A offenses decreased by 0.3% from 2001 to 2010.
- ❖ Group B offenses increased by 49.7% from 2001 to 2010.
- ❖ Crimes Against Persons increased by 7.5% from 2001 to 2010.
- ❖ Crimes Against Property decreased by 9.4% from 2001 to 2010.
- ❖ Crimes Against Society increased by 45.4% from 2001 to 2010.
- ❖ Drug Narcotic Violations increased by 44.9% from 2001 to 2010.
- ❖ DUI decreased by 13.3% from 2001 to 2010.
- ❖ Group B – All Other Offenses increased by 154.8% from 2001 to 2010.
- ❖ Credit Card Fraud increased by 135.1% from 2001 to 2010.
- ❖ Impersonation increased by 45.0% from 2001 to 2010.
- ❖ Hate Crime decreased by 49.5% from 2001 to 2010.
- ❖ Offenses committed against Law Enforcement officials decreased by 22.3% from 2001 to 2010.

Group A Offenses



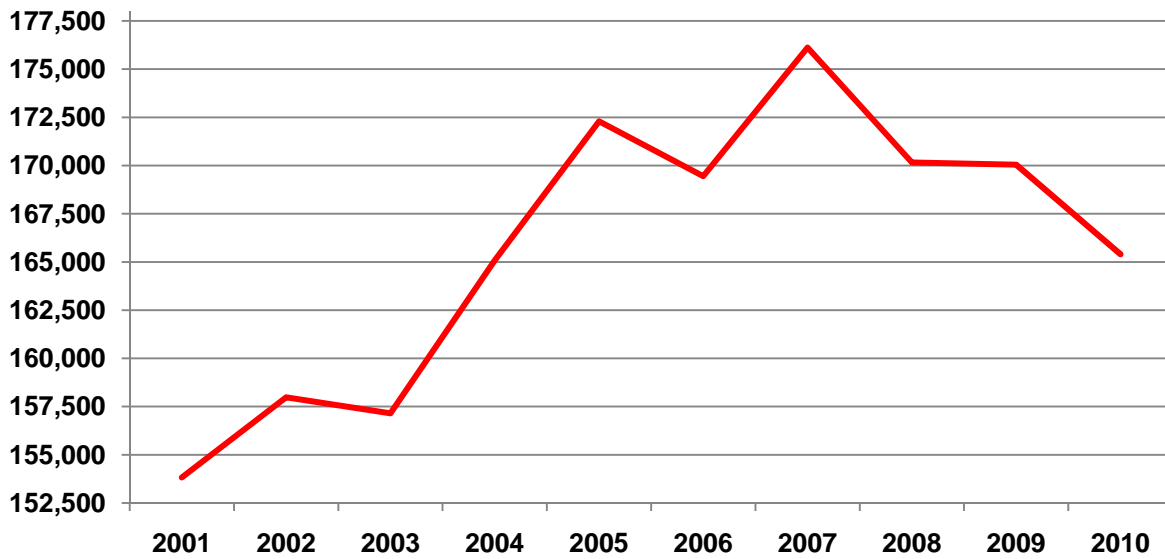
Group A offenses contain 47 offense types including but not limited to: Assault Offenses, Burglary, Drug/Narcotic Offenses, Fraud Offenses, Murder and Sex Offenses. In 2001 583,067 Group A Offenses were reported and for the next 4 years there was a steady increase in the number of offenses reported. A slight decrease is exhibited from 2005 (640,241) to 2006 (630,635). The greatest number of reported offenses during the ten year period was 647,531 in 2007. Reported offenses have declined since 2007.

Group B Offenses



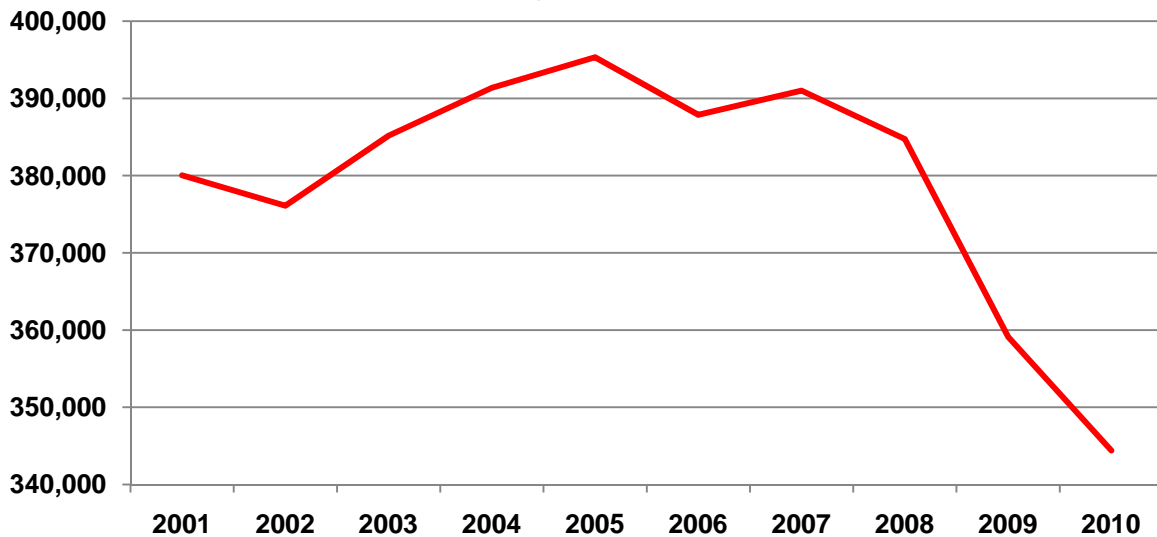
Group B offenses contain 11 offenses including but not limited to: DUI, Liquor Law Violations and Disorderly Conduct. There was a total of 148,183 Group B Offenses reported in 2001 and the number continued to increase to 221,837 offenses in 2010.

Crimes Against Persons



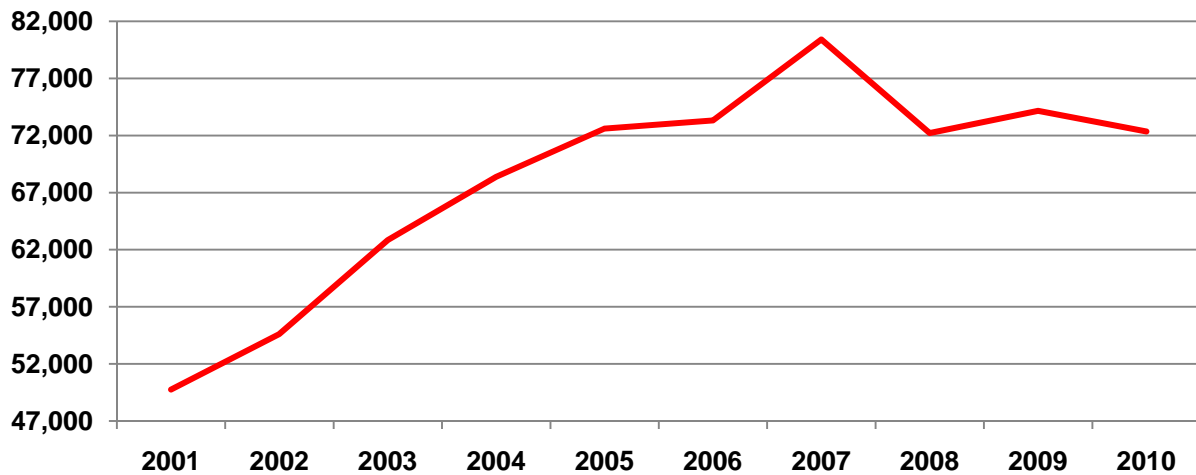
Crimes Against Persons represent offenses in which the victim is always an “individual”, i.e., Murder, Forcible Rape and Aggravated Assault. In 2001, 153,819 Crimes Against Persons offenses were reported. The highest number of offenses reported was 176,166 during 2007.

Crimes Against Property



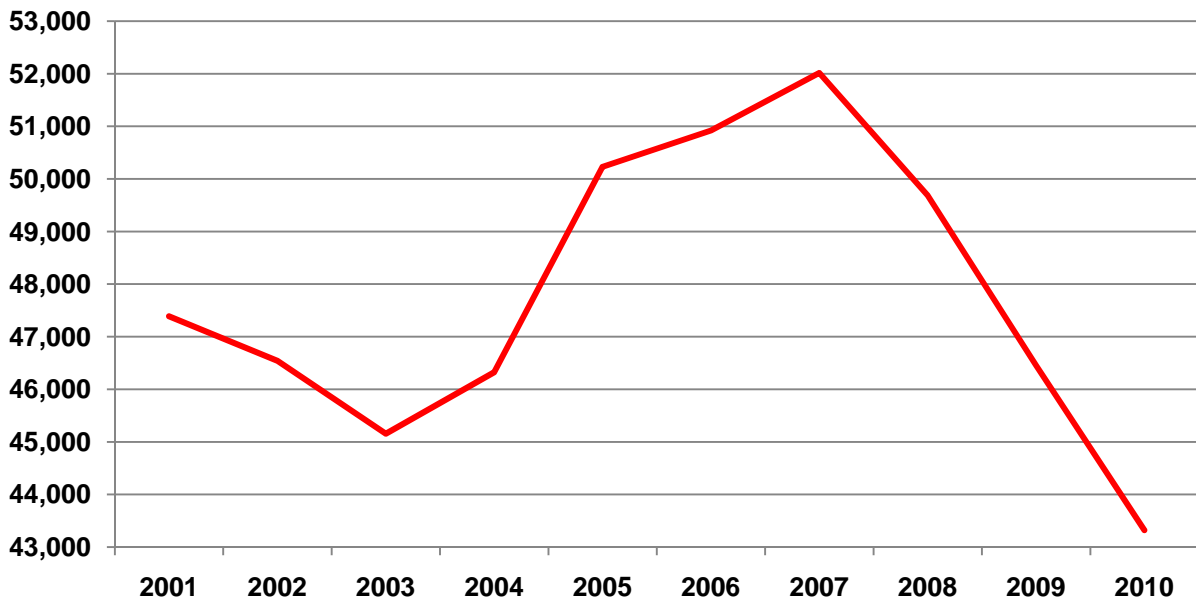
Crimes Against Property represent offenses in which the offender's intent is to obtain money, property or some other benefit, i.e., Robbery, Bribery and Burglary. The highest number of reported offenses was 395,338 for 2005. The number of reported offenses declined to 344,394 offenses in 2010.

Crimes Against Society



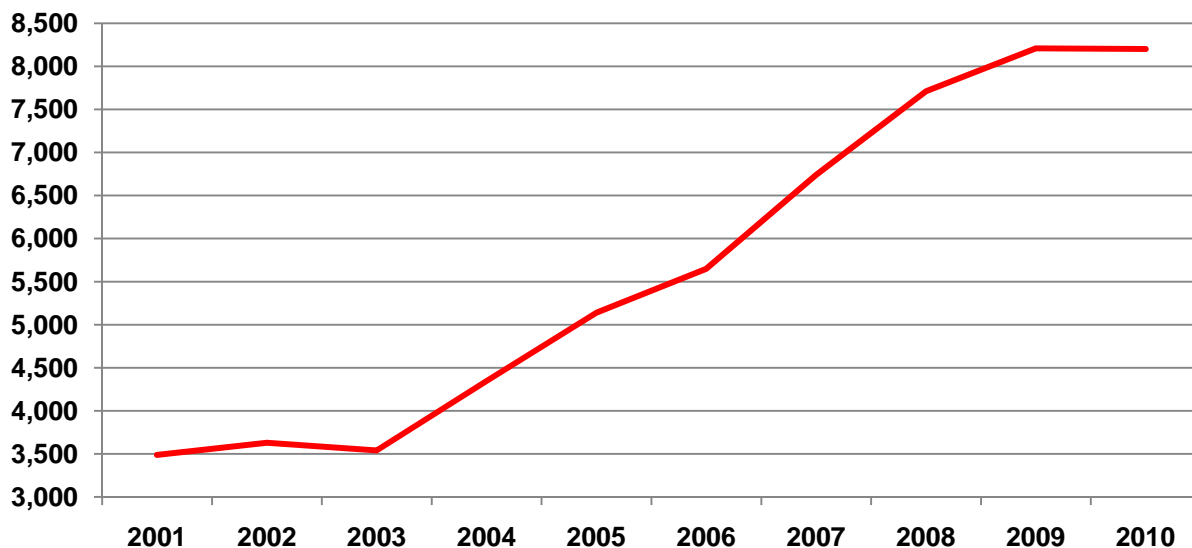
Crimes Against Society represent society's prohibition against engaging in certain types of activity, i.e., Gambling, Prostitution and Drug Violations. In 2001, 49,753 offenses were reported with the number of reported offenses increasing to 80,411 in 2007.

Violent Crime



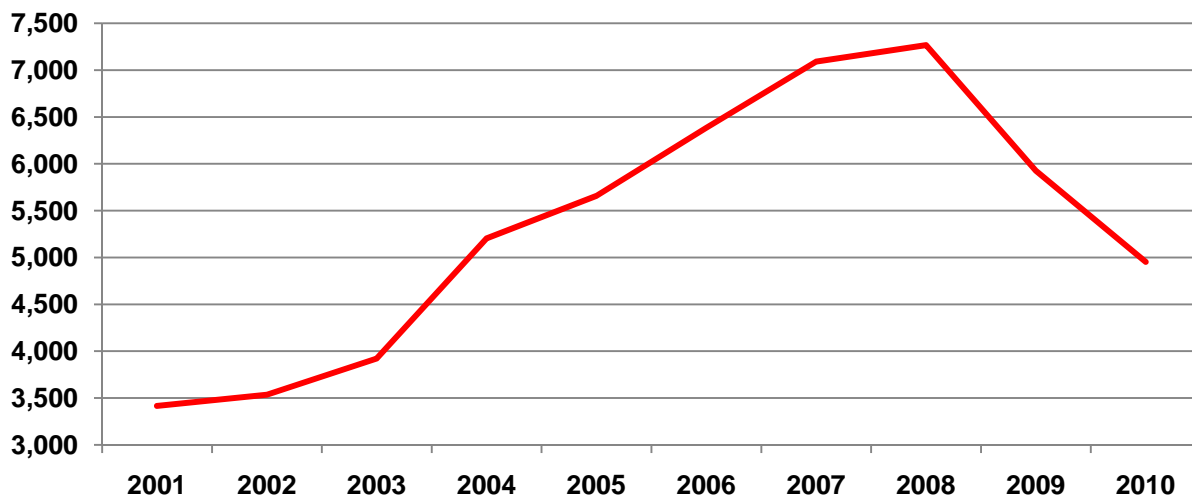
The category of Violent Crime includes the offenses of Aggravated Assault, Murder, Kidnapping, Robbery and the Forcible Sex Offenses. The largest number of Violent Crime offenses reported was 52,016 reported in 2007. The year 2010 reflects the lowest number of offenses reported at 43,322.

Credit Card Fraud



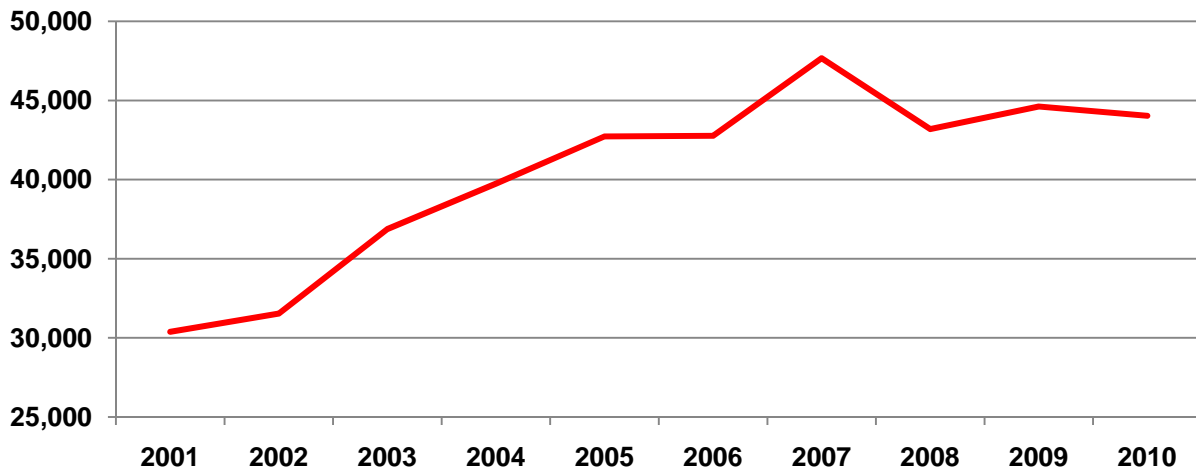
Credit Card Fraud is defined as the unlawful use of a credit (or debit) card or automatic teller machine for fraudulent purposes. 3,629 offenses of Credit Card Fraud were reported in the year 2003 and the number has increased significantly each year. For the year 2010, the number of reported offenses was 8,201.

Impersonation



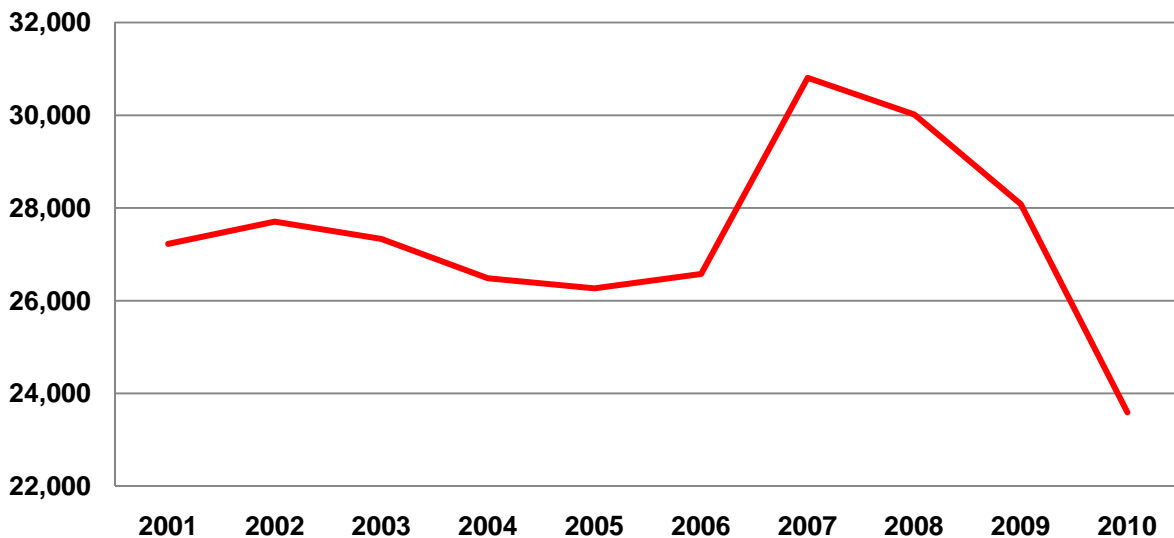
Impersonation is defined as falsely representing one's identity or position, and acting in the character or position thus unlawfully assumed, to deceive others and thereby gain a profit or advantage, enjoy some right, or privilege, or subject another person or entity to an expense, charge, or liability which would not have otherwise been incurred. In 2001 there were 3,146 reported offenses of Impersonation. The largest number of reported offenses was in 2008 at 7,266. The number of reported offenses decreased to 4,953 in 2010.

Drug / Narcotic Violations



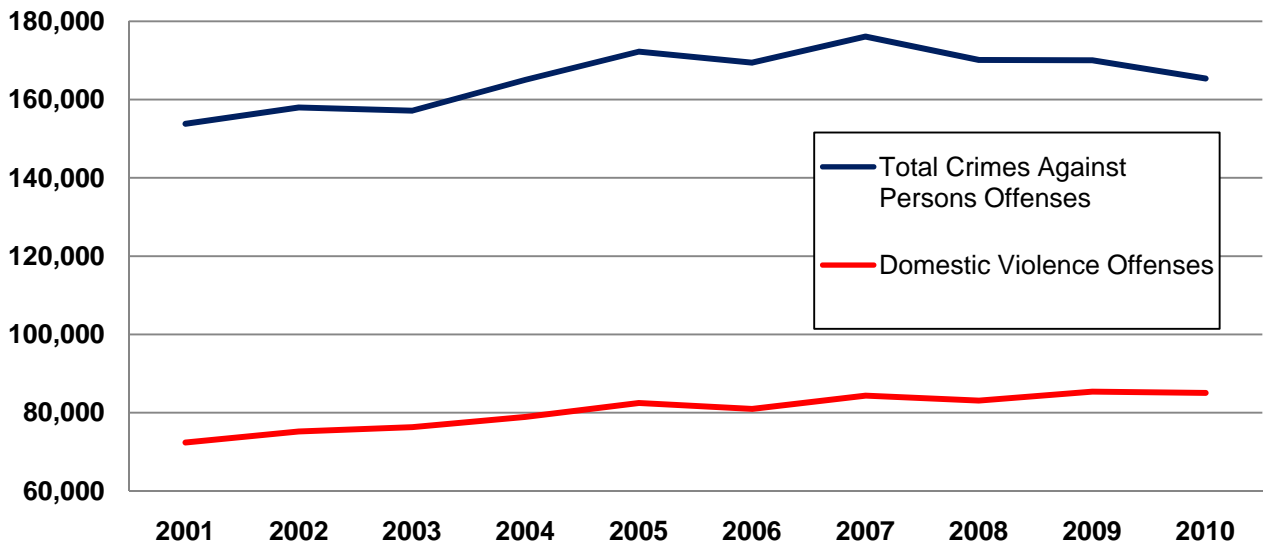
Drug/Narcotic Violations is defined as the unlawful cultivation, manufacture, distribution, sale, purchase, use, possession, transportation or importation of any controlled drug or narcotic substance. In 2001, there were 30,377 offenses reported. The number of reported offenses increased at a steady rate with 47,667 offenses being the largest number of reported offenses in 2007. In 2010, the number of reported offenses declined to 44,027.

Driving Under the Influence



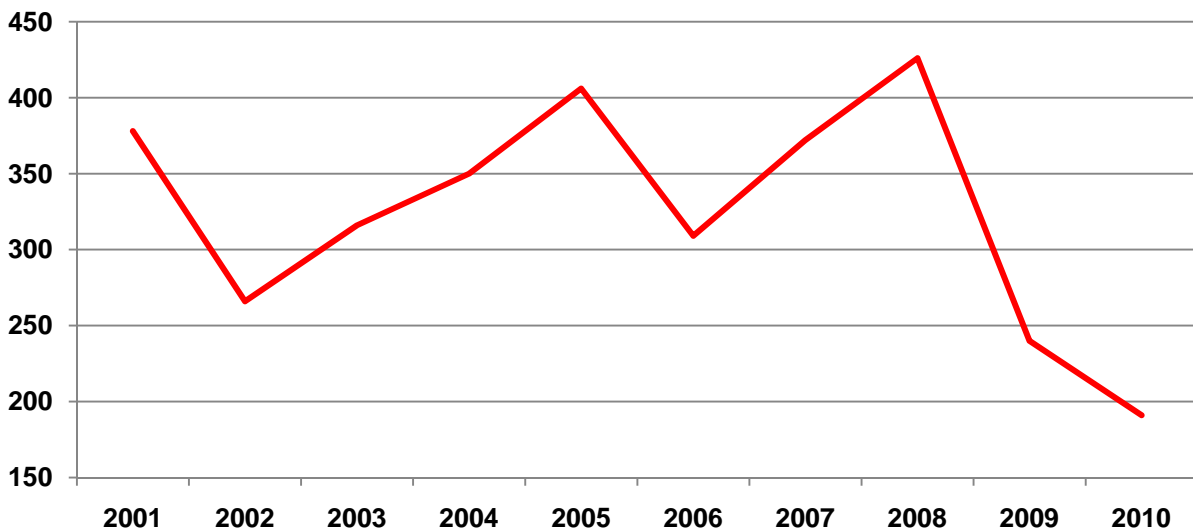
Driving Under The Influence (DUI) is defined as driving or operating a motor vehicle or common carrier while mentally or physically impaired as the result of consuming an alcoholic beverage or using a drug or narcotic. The number of DUI offenses reported in 2001 was 27,225. The largest number of DUI offenses reported was for the year 2007 at 30,806. The number of reported offenses significantly decreased to 23,951 for the year 2010.

Crimes Against Persons / Domestic Violence



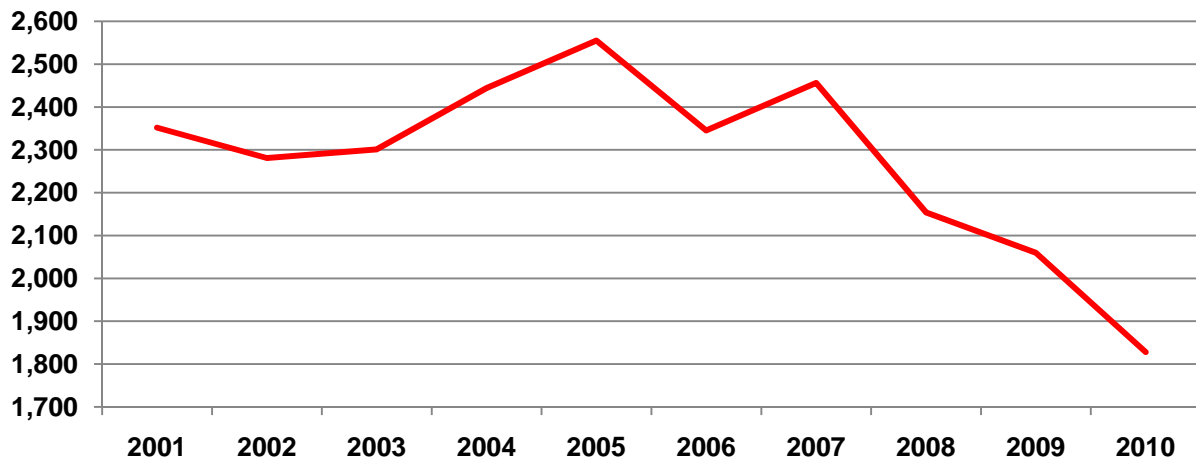
Offenses which may be marked as Domestic Violence related are included in the Crimes Against Persons category. The number of reported Domestic Violence offenses for the year 2001 was 72,389 and increased to 85,389 offenses for the year 2009. There was a slight decrease in 2010 with the number of reported offenses at 85,070 or 51.4% of reported Crimes Against Persons being Domestic Violence related.

Hate Crime Offenses



Hate Crime data is collected regarding criminal offenses that are motivated by the offender's bias against a victim's race, religion, ethnicity/national origin, physical or mental disability and or sexual orientation. The year with the highest number of reported Hate Crime offenses was 2008 at 426. The number of reported offenses decreased to 191 offenses reported in 2010.

Law Enforcement Officers Killed or Assaulted



Law Enforcement Officers Killed or Assaulted (LEOKA) data is submitted when a law enforcement officer is killed or assaulted during the performance of her/his duties. The only offenses for which the victim type may be reported as a Law Enforcement Official are: Murder/Non-negligent Manslaughter, Aggravated Assault, Simple Assault, Intimidation and Stalking. The number of reported LEOKA incidents in 2001 was 2,352. The year with the largest number of reported LEOKA incidents was 2005 at 2,555. The number decreased slightly in 2006 to 2,345 and then increased again in 2007 to 2,456. The number has since steadily declined to the lowest number of reported LEOKA incidents at 1,828 for the year 2010.