

# 2025

## CRIME ON CAMPUS IN TENNESSEE

- *ON-CAMPUS INSTITUTIONS*
- *OFF-CAMPUS INSTITUTIONS*
- *INDEPENDENT-REPORTING COLLEGES*



A PUBLICATION OF THE TENNESSEE BUREAU OF INVESTIGATION

STATISTICAL ANALYSIS CENTER | CJIS SUPPORT CENTER



**BILL LEE**  
Governor

**TENNESSEE BUREAU OF INVESTIGATION**

901 R. S. Gass Boulevard  
Nashville, Tennessee 37216-2639  
(615) 744-4000  
Facsimile (615) 744-4500  
TDD (615) 744-4001



**DAVID B. RAUSCH**  
Director

April 30, 2026

Ladies and Gentlemen:

Pursuant to the 1989 “College and University Security Information Act” (Public Chapter No. 317) enacted by the General Assembly, the Tennessee Bureau of Investigation is publishing the annual Crime on Campus report. This report presents the nature, volume, and extent of reported crime on the campuses and in the housing of Tennessee colleges and universities during calendar year 2025.

The report is based on data submitted to the TBI through the Tennessee Incident Based Reporting System (TIBRS) program, which collects data on all crimes occurring in Tennessee. All law enforcement agencies, as well as colleges and universities, are mandated to report crime statistics to the TBI. This report is produced from the TIBRS program and comparison statistics are included.

This report will hopefully assist law enforcement, institution administrations, and government officials in planning their efforts in the fight against crime and continue to create an awareness that crime exists as a threat in our communities. The threats to society by criminal activity must be addressed by efforts from all law-abiding citizens as well as law enforcement agencies.

I wish to express my appreciation to all institutions of higher learning that consistently support a unified crime reporting system in Tennessee. The Bureau urges all Tennesseans to continue to cooperate in reporting crime and in applying crime prevention strategies.

Sincerely,

David B. Rausch

Director



# Part 1: Introduction

## Crime on Campus Program

The “Crime on Campus” reporting program is operated pursuant to the requirements of the “College and University Security Information Act” (T.C.A. § 49-7-2201, *et. seq.*) enacted by the General Assembly of the State of Tennessee, effective July 1, 1989. The Act requires each institution of higher education to report to the Tennessee Bureau of Investigation data relating to crimes occurring on the campus and in student housing. The Bureau is required to prescribe the reporting form and format for the collection of such data and to publish an annual report of the results of such data submissions from each institution. The Tennessee Incident Based Reporting System (TIBRS) offense classifications are based on FBI definitions, which are used as the national standard for statistical crime reporting.

The primary objective of the reporting Program is to inform the Governor, the General Assembly, other government officials, and the public as to the nature and extent of crime on the campuses of Tennessee’s institutions of higher education. Such a report will also provide law enforcement administrators with criminal statistics for administrative and operational purposes.

The “Crime on Campus Report” was compiled using data from the Tennessee Incident Based Reporting System (TIBRS). The 2025 Crime on Campus Report includes sections for both analysis and comparison of offenses by year. The definitions of TIBRS Group A offenses will be found in Appendix A, and the definitions for TIBRS Group B offenses will be found in Appendix B. Due to FBI reporting procedures, this report only includes Group B incidents for which there was a clearance by arrest, summons, or citation.

**Note:** This report is based upon data submitted as of April 8, 2026. As the colleges/universities update their 2025 data, the changes will be reflected at <https://crimeinsight.tbi.tn.gov/>. Although changes to data will be reflected on the site, this publication will not be updated.

## Calculation of Rates

1. **Crime Rate** – Campus population data is tabulated, as shown on the individual institution summaries which follow, based on the 2025 fall term campus population. Such population data considers all full-time equivalent (FTE) undergraduate and graduate students, faculty personnel, staff, and security personnel. The rate is calculated per offense category by computing the number of offenses per 1,000 persons included in the campus population using the following formula:

### Offenses Reported

Crime Rate = Total Campus population x 1,000

2. **Clearance Rate** – The percentage of offenses that were cleared is the ratio of “Offenses Cleared” to “Actual Offenses Reported”. It is expressed as a percentage and is computed using the following formula:

### Offenses Cleared

Percentage Cleared = Offenses Reported x 100

## Institution Incident Reports

Each report reflects data for the period of January through December 2025, unless otherwise noted. This report reflects fall term campus population and is based on the data provided to the TBI by each institution each month. The monthly reports submitted to TBI are stored in a repository by the Crime and Law Enforcement Statistics Unit.

## Off-Campus Reports

T.C.A. §49-7-2205 (b)(1) states that “...the crime statistics shall also include crime data compilations, where available, for crimes against the students of institutions of higher education that are committed within the county where the school is located. The information shall be taken from incidence/complaint report forms used by state, county and municipal law enforcement agencies that are submitted pursuant to T.C.A. §38-10-102, or voluntarily for purposes of this part. Such incident/complaint forms shall, when applicable, indicate whether the victim is a student attending an institution of higher education that is located in the county in which the crime occurred, and the name of the school attended by the student.” This law came into effect January 1, 1994.

## Part 2: Overview of 2025 Crime on Campus

- Crime reported by Tennessee colleges and universities decreased 8.90% from 2024 to 2025.
  - 4,051 offenses reported in 2025
  - 4,447 offenses reported in 2024
  - 5,018 offenses reported in 2023
  - 4,830 offenses reported in 2022
- In 2025, Larceny/Theft offenses accounted for 23.11% of reported offenses, with “Theft from a Building” being the most common subtype of theft offense at 348 incidents. Larceny/Theft showed a decrease of 14.52% from 2024.
  - 936 offenses reported in 2025
  - 1,095 offenses reported in 2024
  - 1,130 offenses reported in 2023
  - 1,306 offenses reported in 2022
- Assault offenses showed a drop from 2024, going down 6.82%. Within the category of assault offenses, Aggravated Assault showed a significant decrease, going from 54 to 41 incidents, or a 24.07% drop.
- Drug/Narcotic offenses showed a 4.39% decrease from 2024, with Drug/Narcotic Violations dropping 6.50% and Drug Equipment Violations decreasing 0.37%.
- Group B offenses also showed a dip in 2025, with 871 incidents, going down 6.04% from 2024’s 927 incidents.
  - Despite the overall drop, there was a significant increase of Liquor Law Violations, increasing 19.91% from 2024.
  - The most significant Group B Offense decrease was with Trespass of Real Property which fell 31.05% compared to 2024.

Crime on Campus, Comparison of Offenses by Year  
Total Number of Crimes Reported, 2022-2025, by Offense

Offense Code	Offense Category	2022	2023	2024	2025	Percent Change			Offenses as % of Total				
						2022-2023	2023-2024	2024-2025	2022	2023	2024	2025	
<b>Group A Offenses</b>													
200	Arson	2	4	2	1	100.00%	-50.00%	-50.00%	0.04%	0.08%	0.04%	0.02%	
	Assault Offenses	676	755	660	615	11.69%	-12.58%	-6.82%	14.00%	15.05%	14.84%	15.18%	
13A	Aggravated Assault	62	43	54	41	-30.65%	25.58%	-24.07%	1.28%	0.86%	1.21%	1.01%	
13B	Simple Assault	328	352	334	316	7.32%	-5.11%	-5.39%	6.79%	7.01%	7.51%	7.80%	
13C	Intimidation	228	230	228	223	0.88%	-0.87%	-2.19%	4.72%	4.58%	5.13%	5.50%	
13D	Stalking	58	130	44	35	124.14%	-66.15%	-20.45%	1.20%	2.59%	0.99%	0.86%	
510	Bribery	0	0	0	1	-	-	-	0.00%	0.00%	0.00%	0.02%	
220	Burglary/Breaking & Entering	149	109	71	95	-26.85%	-34.86%	33.80%	3.08%	2.17%	1.60%	2.35%	
250	Counterfeiting/Forgery	21	23	35	37	9.52%	52.17%	5.71%	0.43%	0.46%	0.79%	0.91%	
290	Destruction/Damage/Vandalism	520	502	403	313	-3.46%	-19.72%	-22.33%	10.77%	10.00%	9.06%	7.73%	
	Drug/Narcotic Offenses	848	889	775	741	4.83%	-12.82%	-4.39%	17.56%	17.72%	17.43%	18.29%	
35A	Drugs/Narcotics Violation	549	579	508	475	5.46%	-12.26%	-6.50%	11.37%	11.54%	11.42%	11.73%	
35B	Drug Equipment Violation	299	310	267	266	3.68%	-13.87%	-0.37%	6.19%	6.18%	6.00%	6.57%	
270	Embezzlement	7	7	6	3	0.00%	-14.29%	-50.00%	0.14%	0.14%	0.13%	0.07%	
210	Extortion/Blackmail	37	28	28	25	-24.32%	0.00%	-10.71%	0.77%	0.56%	0.63%	0.62%	
	Fraud Offenses	100	123	131	112	23.00%	6.50%	-14.50%	2.07%	2.45%	2.95%	2.76%	
26A	False Pretenses/Swindle/Con	33	33	32	35	0.00%	-3.03%	9.38%	0.68%	0.66%	0.72%	0.86%	
26B	Credit Card/ATM	24	29	23	13	20.83%	-20.69%	-43.48%	0.50%	0.58%	0.52%	0.32%	
26C	Impersonation	15	31	32	25	106.67%	3.23%	-21.88%	0.31%	0.62%	0.72%	0.62%	
26D	Welfare Fraud	0	1	0	0	-	-100.00%	-	0.00%	0.02%	0.00%	0.00%	
26E	Wire Fraud	27	25	32	17	-7.41%	28.00%	-46.88%	0.56%	0.50%	0.72%	0.42%	
26F	Identity Theft	0	1	6	3	-	500.00%	-50.00%	0.00%	0.02%	0.13%	0.07%	
26G	Computer Hacking/Invasion	1	3	6	19	200.00%	100.00%	216.67%	0.02%	0.06%	0.13%	0.47%	
	Gambling Offenses	3	2	1	0	-33.33%	-50.00%	-100.00%	0.06%	0.04%	0.02%	0.00%	
39A	Betting/Wagering	3	2	1	0	-33.33%	-50.00%	-100.00%	0.06%	0.04%	0.02%	0.00%	
39B	Operation/Promoting/Assisting	0	0	0	0	-	-	-	0.00%	0.00%	0.00%	0.00%	
39C	Gambling Equipment Violation	0	0	0	0	-	-	-	0.00%	0.00%	0.00%	0.00%	
39D	Sports Tampering	0	0	0	0	-	-	-	0.00%	0.00%	0.00%	0.00%	
	Homicide Offenses	2	0	0	0	-100.00%	-	-	0.04%	0.00%	0.00%	0.00%	
09A	Murder/Nonnegligent Manslaughter	2	0	0	0	-100.00%	-	-	0.04%	0.00%	0.00%	0.00%	
09B	Negligent Manslaughter	0	0	0	0	-	-	-	0.00%	0.00%	0.00%	0.00%	
09D	Negligent Vehicular Manslaughter	0	0	0	0	-	-	-	0.00%	0.00%	0.00%	0.00%	
	Human Trafficking	0	0	0	0	-	-	-	0.00%	0.00%	0.00%	0.00%	
64A	Commercial Sex Acts	0	0	0	0	-	-	-	0.00%	0.00%	0.00%	0.00%	
64B	Involuntary Servitude	0	0	0	0	-	-	-	0.00%	0.00%	0.00%	0.00%	
100	Kidnapping/Abduction	5	4	4	3	-20.00%	0.00%	-25.00%	0.10%	0.08%	0.09%	0.07%	
	Larceny/Theft Offenses	1,306	1,130	1,095	936	-13.48%	-3.10%	-14.52%	27.04%	22.52%	24.62%	23.11%	
23A	Pocket-Picking	1	2	0	0	100.00%	-100.00%	-	0.02%	0.04%	0.00%	0.00%	
23B	Purse-Snatching	0	2	0	1	-	-100.00%	-	0.00%	0.04%	0.00%	0.02%	
23C	Shoplifting	92	78	116	129	-15.22%	48.72%	11.21%	1.90%	1.55%	2.61%	3.18%	
23D	Theft from Building	445	446	459	348	0.22%	2.91%	-24.18%	9.21%	8.89%	10.32%	8.59%	
23E	Theft from Coin Machine	2	4	9	3	100.00%	125.00%	-66.67%	0.04%	0.08%	0.20%	0.07%	
23F	Theft from Motor Vehicle	224	247	151	177	10.27%	-38.87%	17.22%	4.64%	4.92%	3.40%	4.37%	
23G	Theft of Motor Vehicle Parts	120	68	31	21	-43.33%	-54.41%	-32.26%	2.48%	1.36%	0.70%	0.52%	
23H	All Other Larceny	422	283	329	257	-32.94%	16.25%	-21.88%	8.74%	5.64%	7.40%	6.34%	

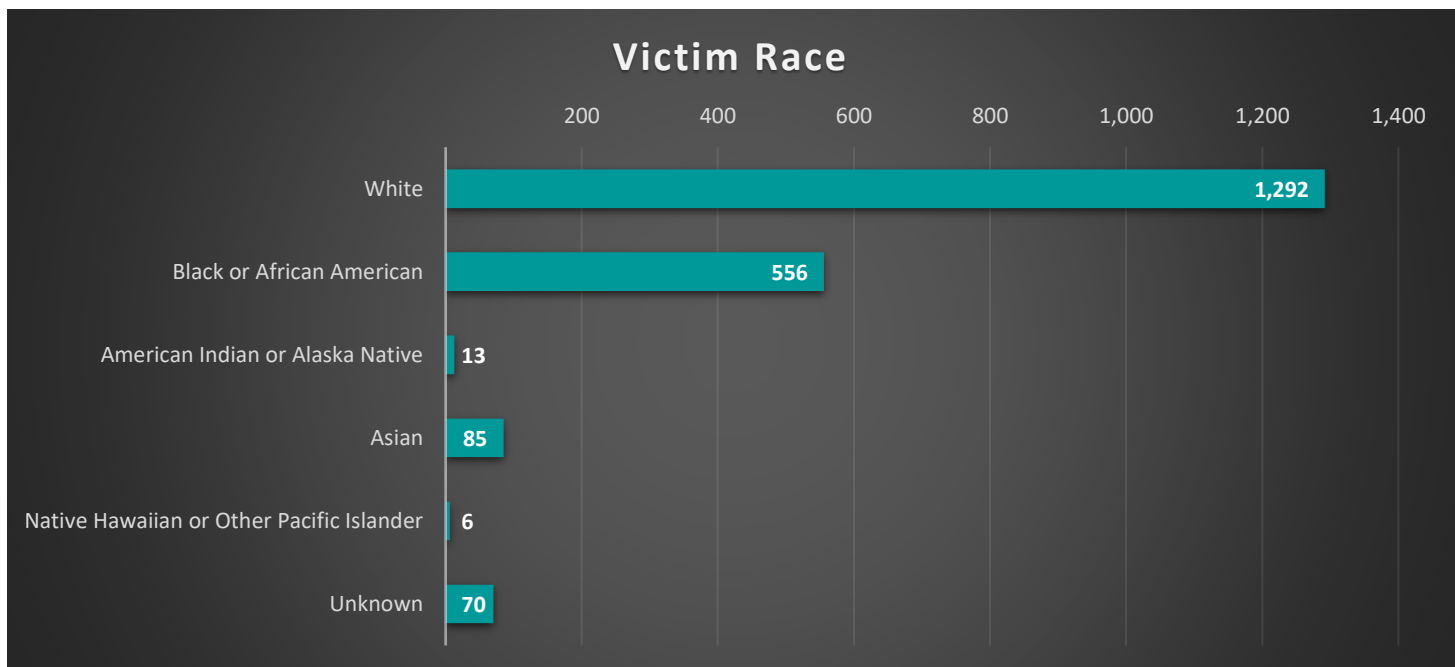
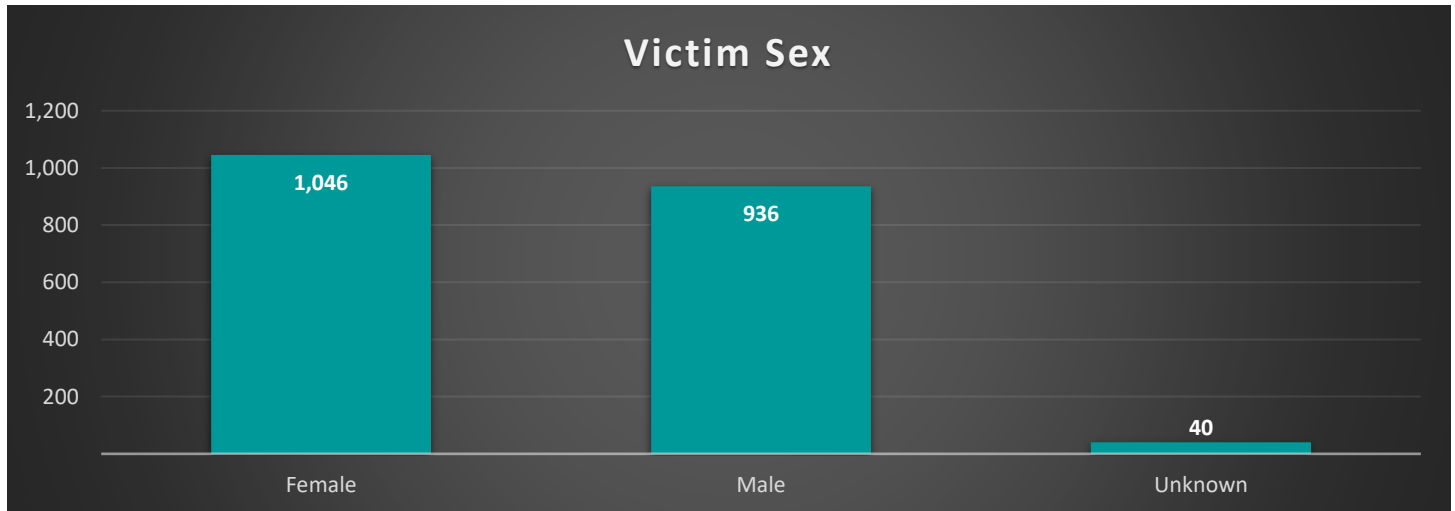
**Crime on Campus, Comparison Of Offenses by Year**  
**Total Number of Crimes Reported, 2022-2025, by Offense**

Offense Code	Offense Category	2022	2023	2024	2025	Percent Change			Offenses as % of Total			
						2022-2023	2023-2024	2024-2025	2022	2023	2024	2025
240	Motor Vehicle Theft	164	183	159	142	11.59%	-13.11%	-10.69%	3.40%	3.65%	3.58%	3.51%
370	Pornography/Obscene Material	1	6	5	7	500.00%	-16.67%	40.00%	0.02%	0.12%	0.11%	0.17%
	Prostitution Offenses	0	2	0	2	-	-100.00%	-	0.00%	0.04%	0.00%	0.05%
40A	Prostitution	0	0	0	0	-	-	-	0.00%	0.00%	0.00%	0.00%
40B	Assisting/Promotion Prostitution	0	0	0	2	-	-	-	0.00%	0.00%	0.00%	0.05%
40C	Purchasing Prostitution	0	2	0	0	-	-100.00%	-	0.00%	0.04%	0.00%	0.00%
120	Robbery	10	12	1	4	20.00%	-91.67%	300.00%	0.21%	0.24%	0.02%	0.10%
	Sex Offenses, Non-Consensual	49	73	60	55	48.98%	-17.81%	-8.33%	1.01%	1.45%	1.35%	1.36%
11A	Rape	24	25	29	26	4.17%	16.00%	-10.34%	0.50%	0.50%	0.65%	0.64%
11B	Sodomy	4	4	2	3	0.00%	-50.00%	50.00%	0.08%	0.08%	0.04%	0.07%
11C	Sexual Assault with an Object	1	1	0	0	0.00%	-100.00%	-	0.02%	0.02%	0.00%	0.00%
11D	Criminal Sexual Contact	20	43	29	26	115.00%	-32.56%	-10.34%	0.41%	0.86%	0.65%	0.64%
	Sex Offenses, Consensual	1	0	0	0	-100.00%	-	-	0.02%	0.00%	0.00%	0.00%
36A	Incest	0	0	0	0	-	-	-	0.00%	0.00%	0.00%	0.00%
36B	Statutory Rape	1	0	0	0	-100.00%	-	-	0.02%	0.00%	0.00%	0.00%
280	Stolen Property Offenses	11	4	3	6	-63.64%	-25.00%	100.00%	0.23%	0.08%	0.07%	0.15%
520	Weapon Law Violations	87	59	80	81	-32.18%	35.59%	1.25%	1.80%	1.18%	1.80%	2.00%
	Animal Cruelty	0	0	0	0	-	-	-				
	Group A Total	3,999	3,914	3,520	3,180	-2.13%	-10.07%	-9.66%	82.80%	78.00%	79.15%	78.50%
	Group B Offenses											
90A	Bad Checks	0	0	0	1	-	-	-	0.00%	0.00%	0.00%	0.02%
90B	Curfew/Loitering/Vagrancy	0	3	7	1	-	133.33%	-85.71%	0.00%	0.06%	0.16%	0.02%
90C	Disorderly Conduct	47	62	63	58	31.91%	1.61%	-7.94%	0.97%	1.24%	1.42%	1.43%
90D	Driving Under the Influence	88	164	205	179	86.36%	25.00%	-12.68%	1.82%	3.27%	4.61%	4.42%
90E	Drunkenness	130	166	125	126	27.69%	-24.70%	0.80%	2.69%	3.31%	2.81%	3.11%
90F	Family Offenses, Nonviolent	3	1	2	3	-66.67%	100.00%	50.00%	0.06%	0.02%	0.04%	0.07%
90G	Liquor Law Violations	363	402	221	265	10.74%	-45.02%	19.91%	7.52%	8.01%	4.97%	6.54%
90H	Peeping Tom	1	2	1	2	100.00%	-50.00%	100.00%	0.02%	0.04%	0.02%	0.05%
90J	Trespass of Real Property	146	187	219	151	28.08%	17.11%	-31.05%	3.02%	3.73%	4.92%	3.73%
90Z	All Other Offenses	53	117	84	85	120.75%	-28.21%	1.19%	1.10%	2.33%	1.89%	2.10%
	Group B Total	831	1,104	927	871	32.85%	-16.03%	-6.04%	17.20%	22.00%	20.85%	21.50%
	Total Crimes for the Year	4,830	5,018	4,447	4,051	3.89%	-11.38%	-8.90%	100.00%	100.00%	100.00%	100.00%

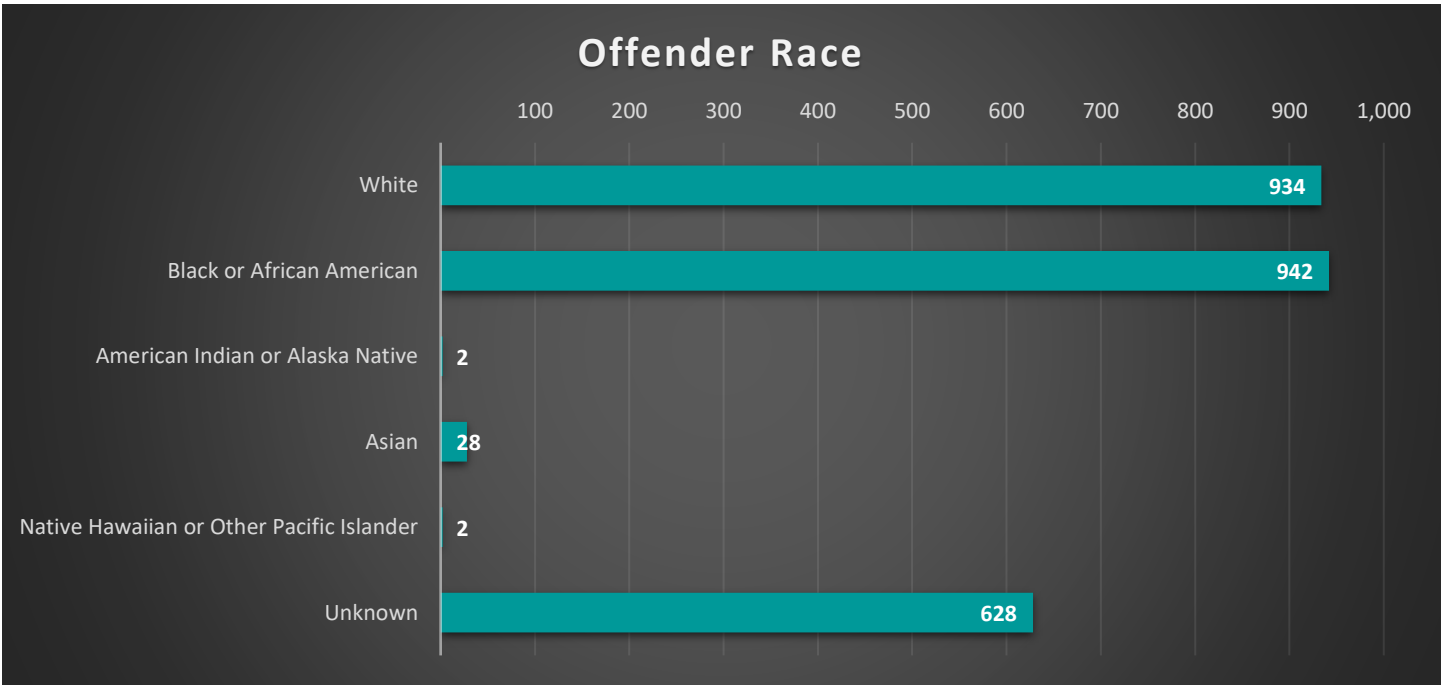
Footnote: 1) The number zero (0) is defined as infinite by basic mathematical rules and is not divisible. Therefore, all calculations in the analysis using zero (0) result in an undefined result (-).

## Victim and Offender Overview

The following examines 2025 victim and offender data of Group A offenses reported to TIBRS by colleges/universities. Per TIBRS, Group A incidents are committed by the same offender, or group of offenders acting in concert, at the same time and place. A total of 3,180 Group A offenses were reported to TIBRS in 2025 resulting in a 9.66% decrease when comparing data from 2024.



In 2025, a total of 2,022 victims of Group A incidents were reported. An examination of the reported demographic data of these victims show that reported crimes occurred to Males and Females at similar rates, or 46.29% and 51.73% respectively. When examining victims by race, victims reported as White comprised the majority at 63.90%, with those categorized as Black or African American comprising 27.50%. Some victim demographics were reported as Unknown by reporting agencies, occurring with 1.98% of Victim Sexes, and 3.46% of Victim Races.



A total of 2,536 Group A offenders were reported in 2025. While Victim Sexes were relatively similar, reported offenders showed a much larger tendency to be Male, accounting for 57.69% of offenders, compared to female at 20.86%. When analyzing reported races of offenders, those reported as White and Black or African American showed near even reports, comprising 36.83% and 37.15% of the total respectively. In many cases, offender demographics were Unknown to the reporting agency. Agencies reported that the Offender Sex was Unknown in 21.45% of the time and the Offender Race was Unknown 24.76% of the time.

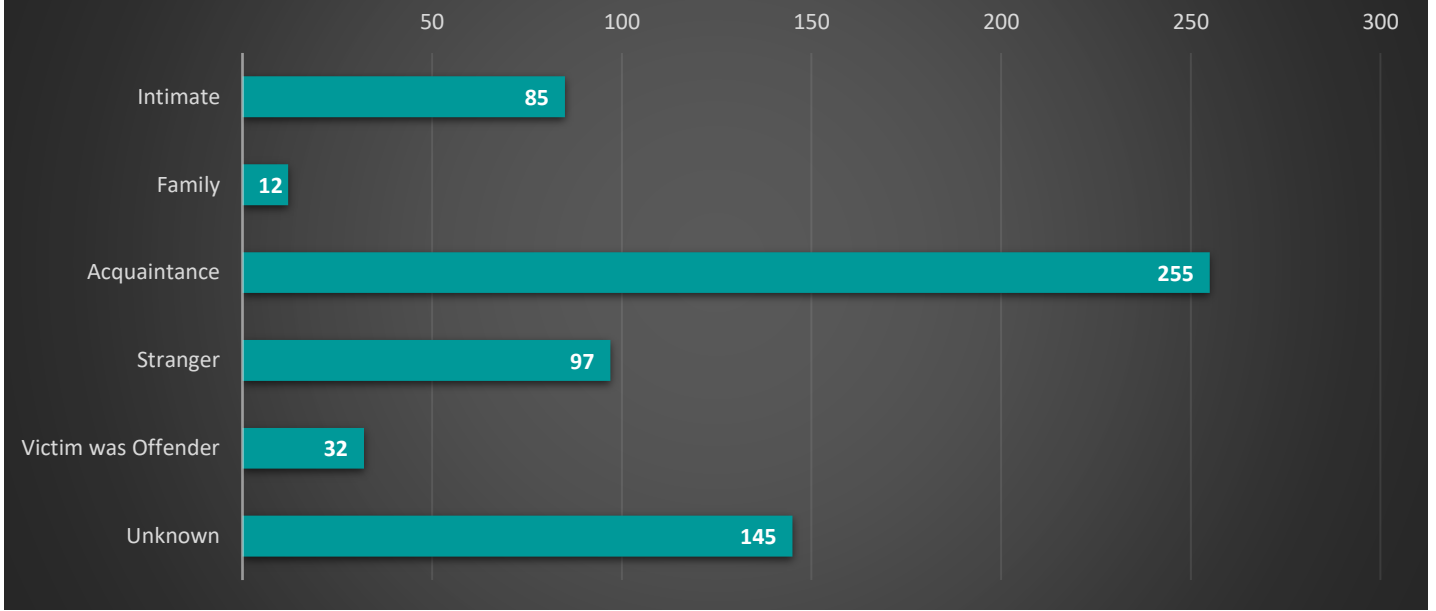
## Victim to Offender Relationship Type

The TIBRS element of Victim to Offender Relationship is collected in all cases considered to be Crimes against Persons or Robbery. This data is collected to better understand trends between violent crimes and connections people may have.

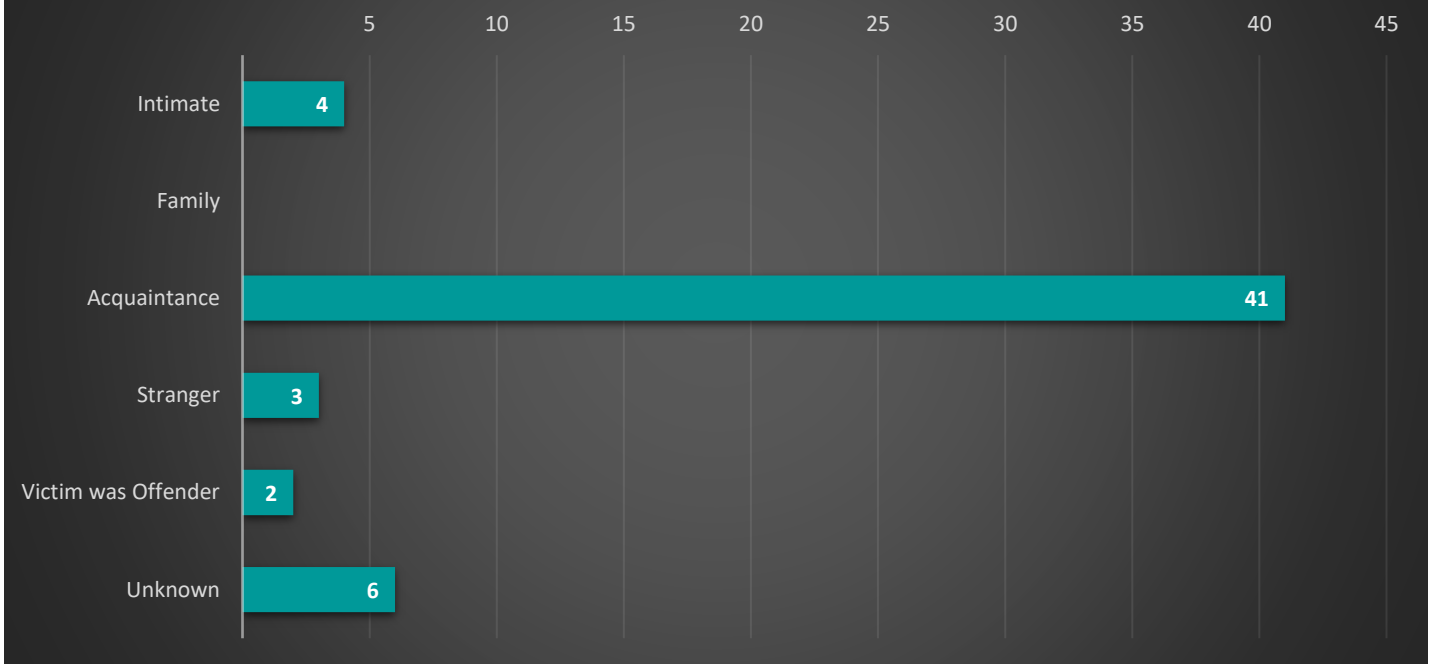
Offense Category	Intimate	Family	Acquaintance	Stranger	Victim was Offender	Unknown
Kidnapping	2	0	0	0	0	1
Rape	1	0	21	0	0	3
Sodomy	1	0	2	0	0	0
Sexual Assault w/ Object	0	0	0	0	0	0
Criminal Sexual Contact	2	0	18	3	2	3
Aggravated Assault	3	0	11	8	3	17
Simple Assault	61	9	145	46	22	47
Intimidation	12	3	93	31	7	69
Stalking	5	0	6	11	0	11
Robbery	2	0	0	1	0	0
<b>Total</b>	<b>89</b>	<b>12</b>	<b>296</b>	<b>100</b>	<b>34</b>	<b>151</b>

A total of 682 Victim to Offender relationships were reported in 2025. Of those reported, the most common was Acquaintance (43.40%), followed by Stranger Victim to Offender relationships, accounting for 14.66%. The Victim to Offender relationship type of Unknown accounted for 22.14%.

## Victim to Offender Relationships: Non-Sex Offenses



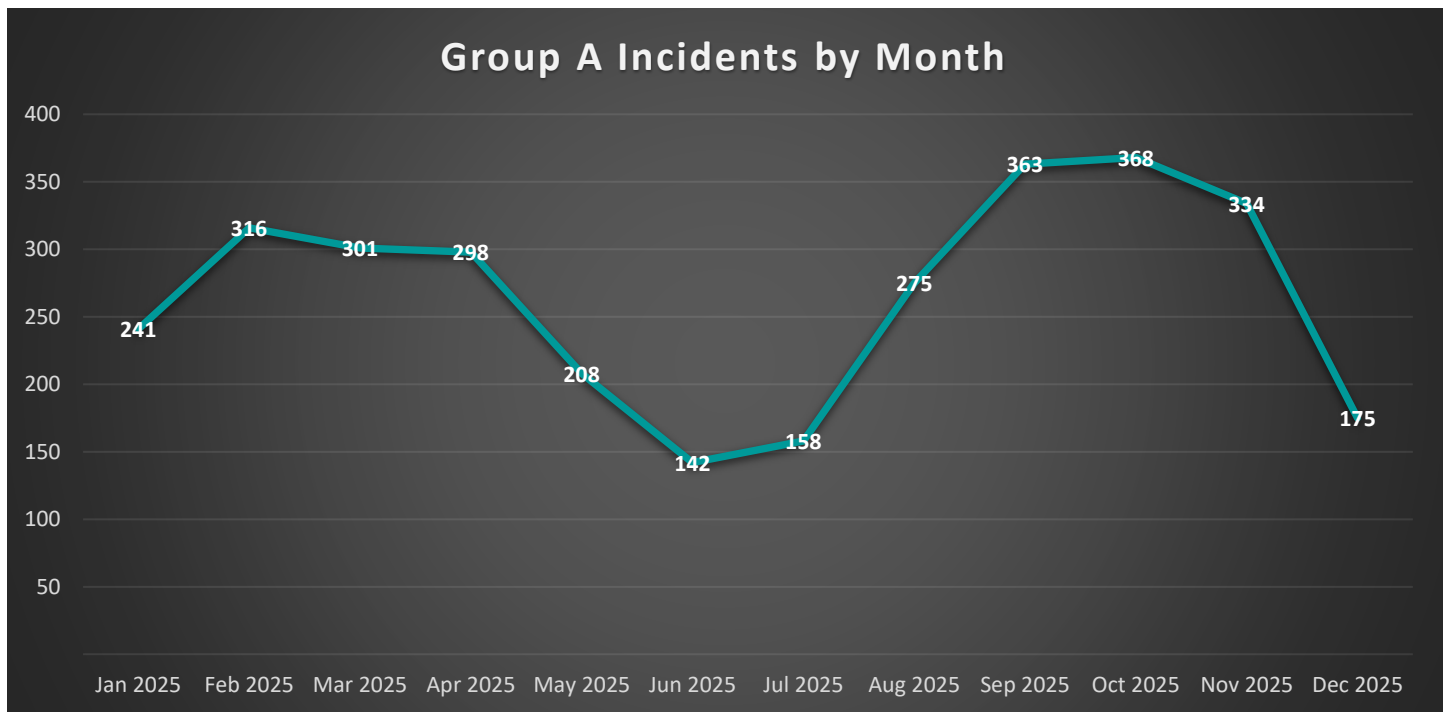
## Victim to Offender Relationships: Sex Offenses



In both sex offenses and non-sex offenses, the Victim to Offender Relationship is most often identified as being an Acquaintance, 40.73% of non-sex offenses and 73.21% of sex offenses.

Group A Offenses by Location	
Location	#
School – College/University	1,659
Residence/Home	645
Highway/Road/Alley	631
Parking Lot/Garage	543
Hospital	259
Arena/Stadium/Fairgrounds/Coliseum	76
Other/Unknown	74
Specialty Store (TV, Fur, Etc.)	67
Restaurant	63
Government/Public Building	62
Convenience Store	39
Department/Discount Store	29
Doctor's Office	29
Commercial/Office Building	27
Community Center	22
Library	15
Park/Playground	14
Cyberspace	14
Pharmacy	13
Locker Room	13
Construction Site	11
Hotel/Motel/Etc.	10
School – Elementary/Secondary	10
Bank/Savings and Loan	6
Bar/Night Club	6
Grocery/Supermarket	5
Movie Theater	4
Daycare Facility	3
Field/Woods	3
Rest Area	3
Rental Storage Facility	2
School/College (Historical Only)	2
Jail/Prison	2
Auto Dealership New/Used	1
Auto Salvage/Junkyard	1
Service/Gas Station	1
Church/Synagogue/Temple	1
Museum	1
Shelter- Mission/Homeless	1
Dock/Wharf/Freight/Modal Terminal	1

When looking at where crimes on campus occur, the most common one is, of course, School – College/University, at 1,659 of 4,368 reported locations, or 37.98%. Incidents may have multiple locations reported. For instance, theft occurring at a dorm may be reported as both School – College/University and Residence/Home. Additionally, Cyberspace can only be reported in conjunction with another location type, such as Residence/Home.



Examining when Group A Offenses occurred, offenses show relative consistency throughout the academic year, minus a dip in December, coinciding with Winter Break. September and October have the highest number of reported incidents, with 363 and 368, 11.42% and 11.58%, respectively. Conversely, reports of Group A Offenses drop in the summer months, particularly in June and July, 4.47% and 4.97%, when fewer classes tend to be offered and there are fewer people on campus.

## Violent Crime Overview

From 2024 to 2025, the amount of violent crime on campus showed a significant decrease of 12.61%. However, Robbery incidents increased from 1 incident to 4, or 300.00%.

Offense Category	2022	2023	2024	2025	% Change 2024-2025
Murder	2	0	0	0	0.00%
Kidnapping/Abduction	5	4	4	3	-25.00%
Forcible Rape	24	25	29	26	-10.34%
Forcible Sodomy	4	4	2	3	50.00%
Sexual Assault W/Object	1	1	0	0	0.00%
Criminal Sexual Contact	20	43	29	27	-6.90%
Aggravated Assault	62	43	54	41	-24.07%
Robbery	10	12	1	4	300.00%
<b>Totals</b>	<b>128</b>	<b>132</b>	<b>119</b>	<b>104</b>	<b>-12.61%</b>

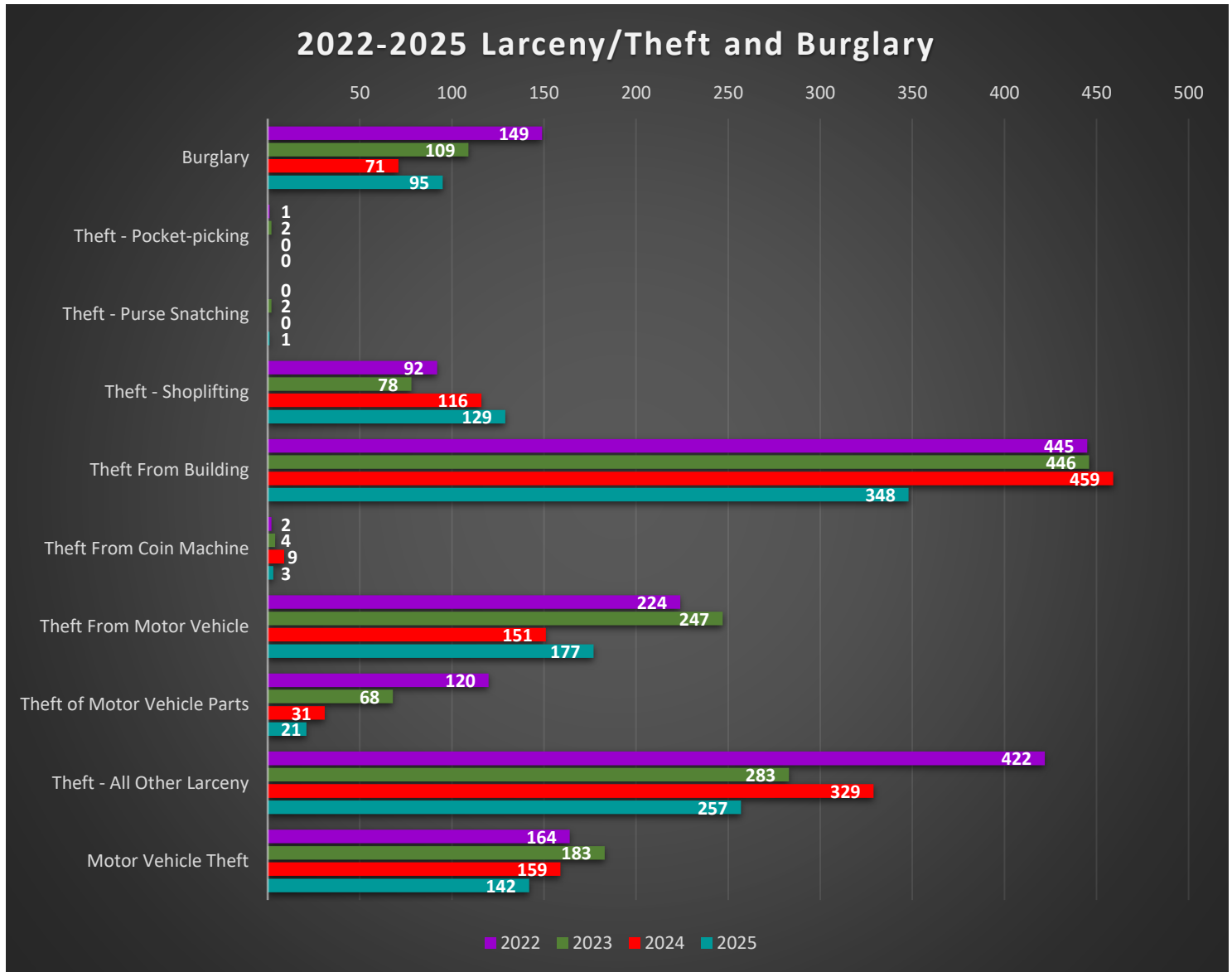
Weapon Type	Murder	Kidnapping Abduction	Rape	Sodomy	Sex Assault W/Object	Sexual Contact	Agg. Assault	Robbery
Firearm (Type Not Stated)	0	0	0	0	0	0	2	0
Handgun	0	0	0	0	0	0	3	1
Knife/Cutting Instrument	0	0	0	0	0	0	9	0
Blunt Object	0	0	0	0	0	0	5	0
Motor Vehicle	0	0	0	0	0	0	2	0
Asphyxiation	0	0	0	0	0	0	2	0
Personal Weapons	0	1	17	2	0	22	8	2
Drugs/Narcotics	0	0	1	0	0	0	0	0
Other	0	1	1	0	0	0	10	0
Unknown	0	0	2	1	0	0	1	0

A data element used in the reporting of violent offenses in the TIBRS program is that of the weapon used during the offense. In 2025, 93 weapons were reported as having been used in violent Crime on Campus offenses. Of these, the most commonly reported weapon was Personal Weapons, which includes hands, fists, feet, teeth, etc., and made up 55.91% of weapons used.

Although TIBRS requires each entry to be as specific as possible, weapon types and use of force are categories based upon the types of weapons available for selection within the program criteria. "Other" is used when the weapon type is not available and "Unknown" is used when the victim does not know or does not report the type of weapon used in a violent offense. It is important to remember that multiple weapon types may be used when reporting an offense. For instance, if someone were assaulted with a baseball bat and a knife, it would be counted as one victim, one assailant, one offense, but two weapon types.


## Larceny/Theft and Burglary Offenses

Larceny/Theft offenses accounted for 23.11% of crimes on campus in 2025. The number of offenses decreased 14.52% from 2024, and additionally, Burglary increased 33.80%. While Burglary does not necessarily include theft, incidents where a Burglary does involve a theft does not result in a separate report of a theft offense. To ensure complete data, Burglary has been included in this section.



The most commonly reported type of theft or larceny reported for the past four years was Theft From Building. However, 2025 had a 24.18% decrease of reports over 2024. From 2024 to 2025, Larceny/Theft offenses showed a mix of growth and drop in reported incidents, with the largest significant increase occurring with the crime of Burglary, increasing 33.80%. The largest significant decreases in reports occurred with the offenses Theft of Motor Vehicle Parts and the aforementioned Theft From Building, dropping 32.26% and 24.18% from 2024 respectively.

Per TIBRS, Crimes Against Property are measured by one offense for each distinct case, except in the case of Motor Vehicle Theft, where one offense is counted for each vehicle stolen.



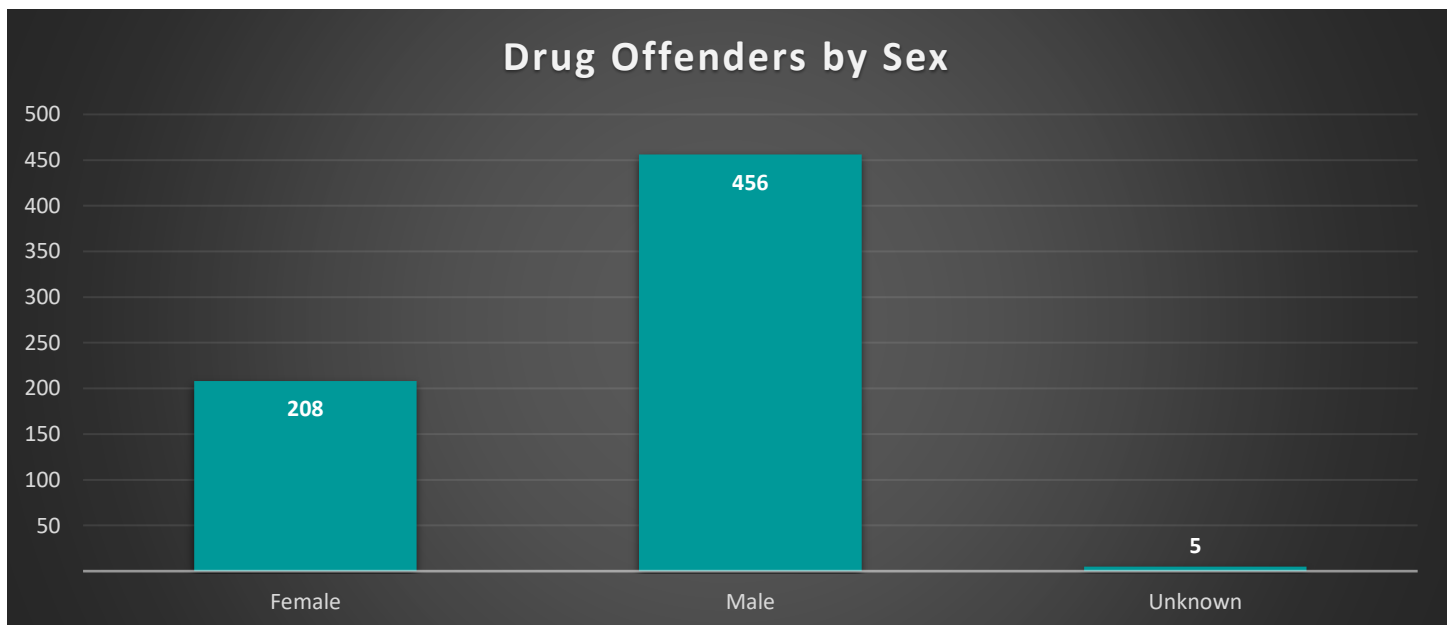
TIBRS allows for the reporting of the type of loss a victim suffers during a particular incident. In crimes dealing with property in 2025, property categorized as Stolen made up over half the reports, at 55.91%. The other two significantly reported types of property loss were Seized (25.67%) and Destroyed/Damaged/Vandalized (11.31%). Of property reported as Stolen in 2025, 6.66% was later reported as recovered.

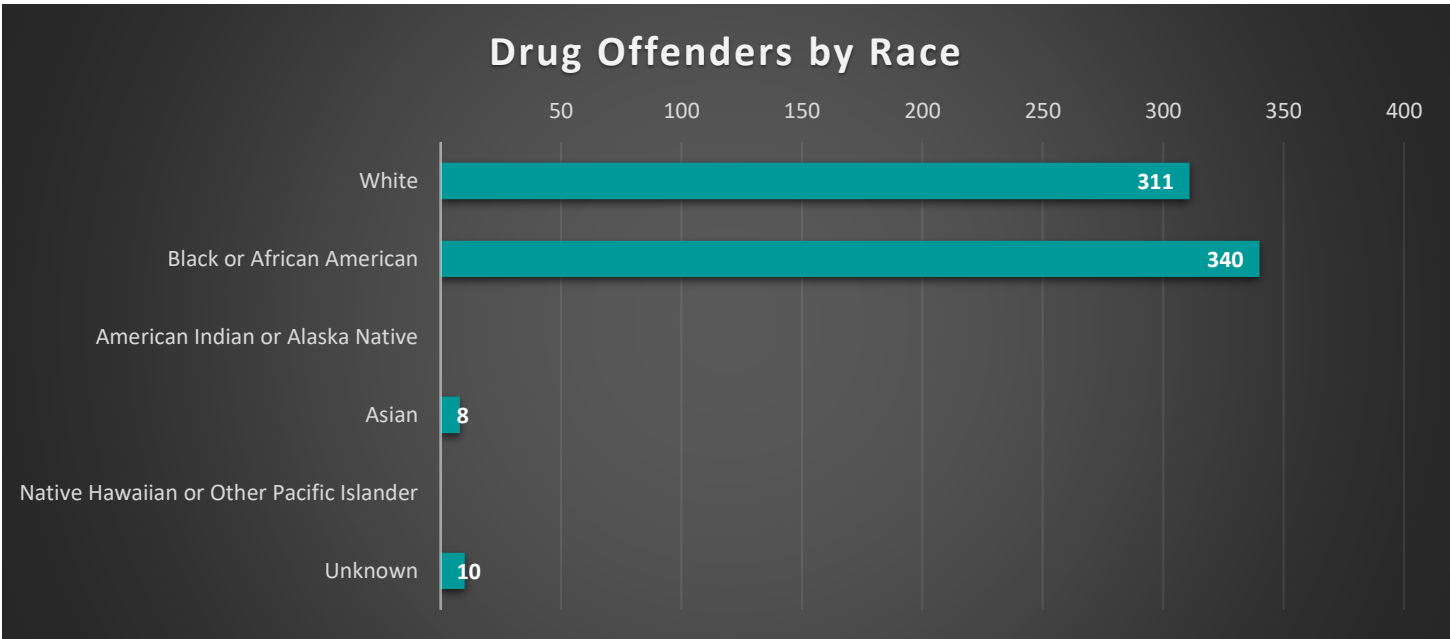
## Drug/Narcotic and Equipment Violations

In 2025, Drug/Narcotic offenses accounted for 18.29% of crimes on campus.

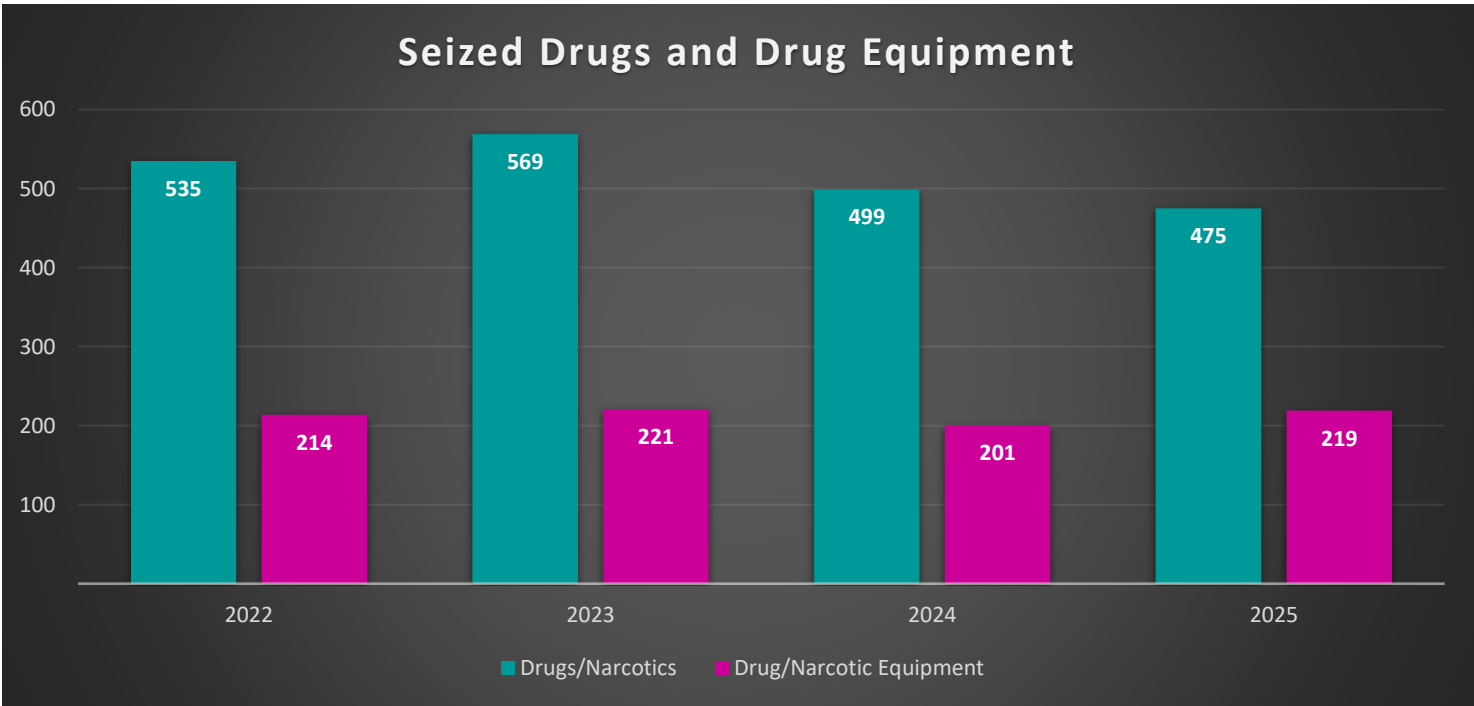
Location Type	#
Highway/Road/Alley	352
School – College/University	264
Residence/Home	181
Parking Lot/Garage	62
Hospital	57
Hotel/Motel/Etc.	5
Park/Playground	5
Other/Unknown	5
Government/Public Building	4
Arena/Stadium/Fairgrounds/Coliseum	4
Convenience Store	2
Jail/Prison	2
Auto Dealership New/Used	1
Bar/Night Club	1
Department/Discount Store	1
Rental Storage Facility	1
Restaurant	1
School – Elementary/Secondary	1
Locker Room	1
Rest Area	1

The most common location type reported in Drug/Narcotic offenses in 2025 was Highway/Road/Alley, accounting for 352 of the 951 reported locations or 37.01%. Other largely reported locations were School- College/University (27.76%) and Residence/Home (19.03%). As with the previous breakdown of reported locations, multiple location types may be reported in each incident.





Males accounted for just over two thirds of reported Drug/Narcotics offenders at 68.16% of the 669 reported. When looking at offenders by race, nearly all of them were reported to be either White or Black or African American, comprising 46.49% and 50.82% respectively.

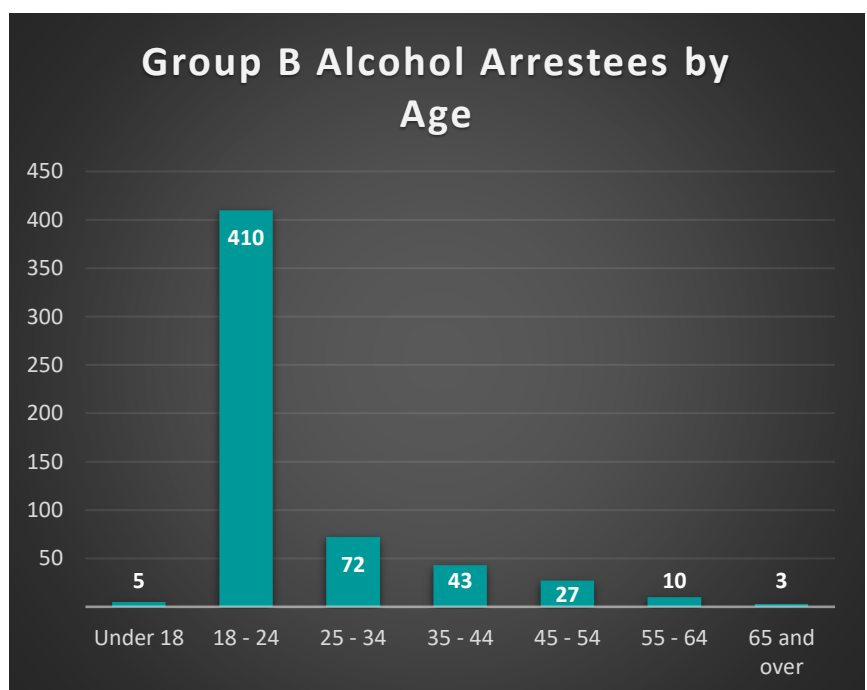
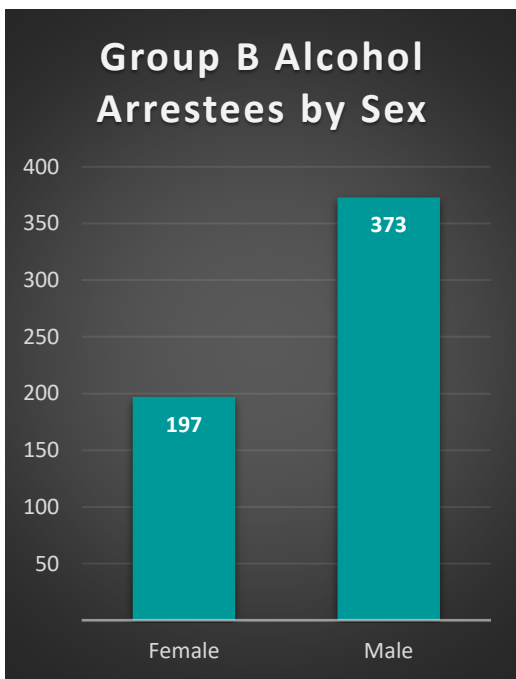


2025 saw a decrease in seized Drugs/Narcotics but an increase in seized Drug/Narcotic Equipment when compared to 2024, with seized narcotics being reported 4.81% less often, and seized equipment increasing 8.96%.

## Group B Overview

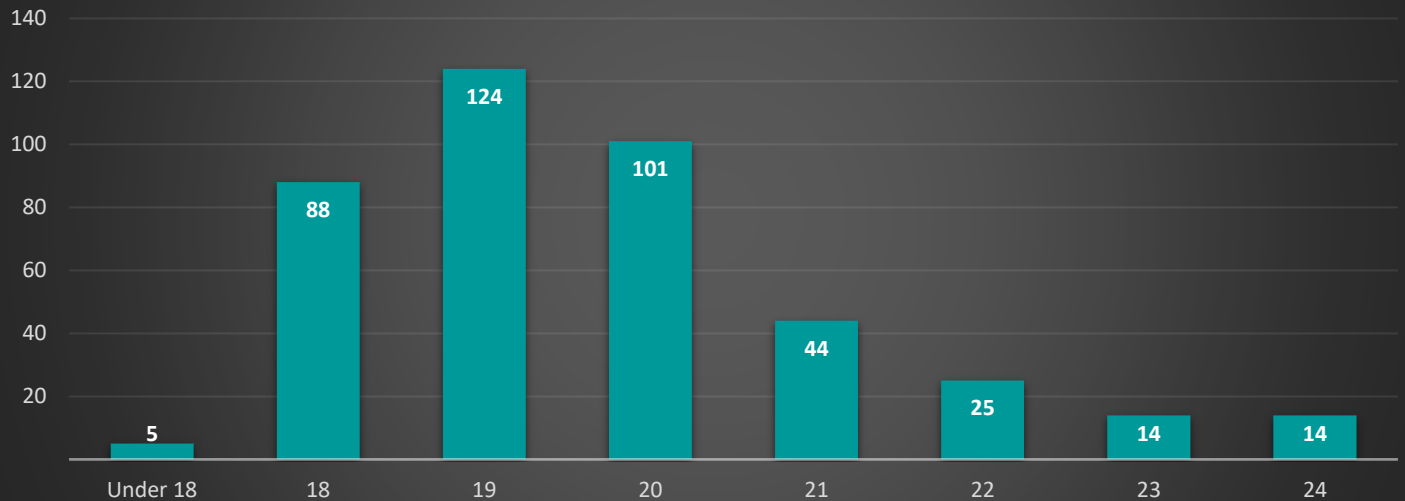
While the total number of Group A arrests dropped 9.66% from 2024 to 2025, the total number of Group B arrests showed a slightly smaller decrease of 6.04% between 2024 and 2025. The majority of this decrease comes from the 31.05% drop in Trespass arrests.

Offense Type	2022	2023	2024	2025	2022-2025 %	2024-2025 %
Bad Checks	0	0	0	1	-	-
Curfew/Vagrancy	0	3	7	1	-	-85.71%
Disorderly Conduct	47	62	63	58	23.40%	-7.94%
DUI	88	164	205	179	103.41%	-12.68%
Drunkenness	130	166	125	126	-3.08%	0.80%
Family, Non-Violent	3	1	2	3	0.00%	50.00%
Liquor Law Violations	363	402	221	265	-27.00%	19.91%
Peeping Tom	1	2	1	2	100.00%	100.00%
Trespass	146	187	219	151	3.42%	-31.05%
90Z: All Other Offenses	53	117	84	85	60.38%	1.19%
<b>Total</b>	<b>831</b>	<b>1,104</b>	<b>927</b>	<b>871</b>	<b>4.81%</b>	<b>-6.04%</b>



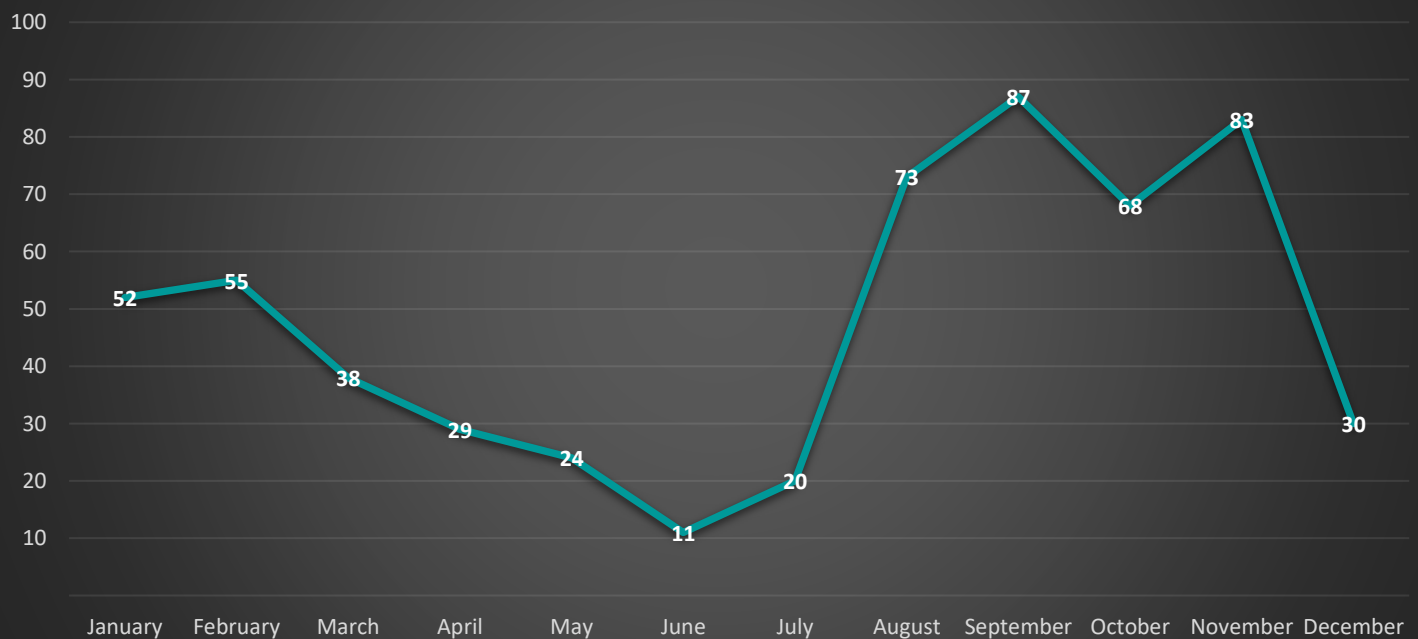
Within the context of exclusively Alcohol-Related Group B Arrestees, 65.44% were reported as having been Male, with the remaining 34.56% being Female. When examining arrestees by age, the most common age group is 18-24, making up 71.93%.

## Alcohol Arrestee Age Breakdown (Under 18-24)



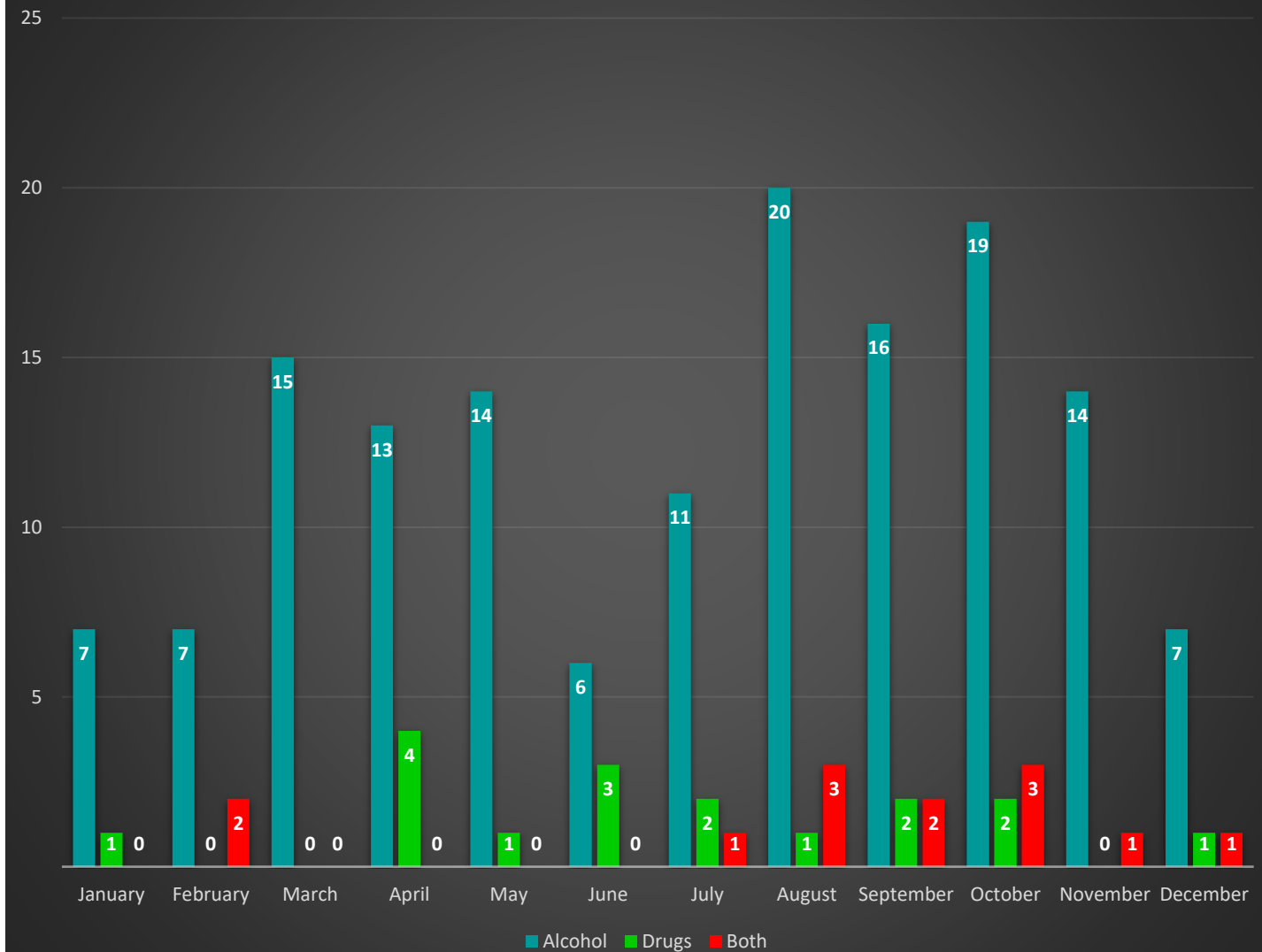
Given that such a large number of Alcohol Related Arrestees in Crime on Campus cases are within the younger age bracket of 18-24, it was helpful to further breakdown that age group. In doing so, it can be seen that the majority of arrestees were either 19 (29.88%) or 20 (24.34%). Beyond this, the amount of arrestees drops for each subsequent age, with a noticeable dip when the legal drinking age is reached and underage drinking charges no longer apply.

## Alcohol Related Arrests by Month




Breaking down Alcohol Related Arrests by month shows a similar trend to the distribution of reported Group A Crimes. The most common months for Alcohol Related Arrests occurred in September (15.26%) and November (14.56%). A lull occurs during the summer months of May (4.21%), June (1.93%), and July (3.51%), when most classes are out of session.

## DUI Cause (Alcohol, Drugs, or Both)



Finally, we examined DUIs and specifically how they could be separated by the cause of intoxication. Throughout 2025, 179 incidents categorized as a DUI were reported, with the highest numbers occurring in August and October (13.41% each). When examining the type of intoxicant in a DUI incident, the majority of arrests had alcohol listed, 83.24%, with Drugs and Both having 9.50% and 7.26% respectively.

Please Note: The Offense of Motor Vehicle Theft includes vehicles such as electronic scooters and motorized bicycles in addition to more traditional cars, vans, etc. thus accounting for increased occurrences



# Crime on Campus **2025**

**On-Campus Institutions**

## Aquinas College - 2025

GROUP A OFFENSES	Offense	Rate per 1,000	Cleared	% Cleared
<b>Homicide Offenses (Total)</b>	<b>0</b>	<b>0.0</b>	<b>0</b>	<b>0.0</b>
Murder	0	0.0	0	0.0
Negligent Manslaughter	0	0.0	0	0.0
Negligent Vehicular Manslaughter	0	0.0	0	0.0
<b>Kidnapping/Abduction</b>	<b>0</b>	<b>0.0</b>	<b>0</b>	<b>0.0</b>
<b>Sex Offenses (Forcible) (Total)</b>	<b>0</b>	<b>0.0</b>	<b>0</b>	<b>0.0</b>
Forcible Rape	0	0.0	0	0.0
Forcible Sodomy	0	0.0	0	0.0
Sexual Assault W/Object	0	0.0	0	0.0
Criminal Sexual Contact	0	0.0	0	0.0
<b>Robbery</b>	<b>0</b>	<b>0.0</b>	<b>0</b>	<b>0.0</b>
<b>Assault Offenses (Total)</b>	<b>0</b>	<b>0.0</b>	<b>0</b>	<b>0.0</b>
Aggravated Assault	0	0.0	0	0.0
Simple Assault	0	0.0	0	0.0
Intimidation	0	0.0	0	0.0
Stalking	0	0.0	0	0.0
<b>Arson</b>	<b>0</b>	<b>0.0</b>	<b>0</b>	<b>0.0</b>
<b>Extortion/Blackmail</b>	<b>0</b>	<b>0.0</b>	<b>0</b>	<b>0.0</b>
<b>Burglary</b>	<b>0</b>	<b>0.0</b>	<b>0</b>	<b>0.0</b>
<b>Larceny/Theft Offenses (Total)</b>	<b>1</b>	<b>8.0</b>	<b>0</b>	<b>0.0</b>
Theft - Pocket-picking	0	0.0	0	0.0
Theft - Purse Snatching	0	0.0	0	0.0
Theft - Shoplifting	0	0.0	0	0.0
Theft From Building	0	0.0	0	0.0
Theft From Coin Machine	0	0.0	0	0.0
Theft From Motor Vehicle	0	0.0	0	0.0
Theft of Motor Vehicle Parts	0	0.0	0	0.0
Theft - All Other Larceny	1	8.0	0	0.0
<b>Motor Vehicle Theft</b>	<b>2</b>	<b>16.0</b>	<b>0</b>	<b>0.0</b>
<b>Counterfeiting/Forgery</b>	<b>0</b>	<b>0.0</b>	<b>0</b>	<b>0.0</b>
<b>Fraud Offenses (Total)</b>	<b>0</b>	<b>0.0</b>	<b>0</b>	<b>0.0</b>
Fraud - Computer Hacking/Invasion	0	0.0	0	0.0
Fraud - Credit Card/ATM	0	0.0	0	0.0
Fraud - False Pretenses	0	0.0	0	0.0
Fraud - Identity Theft	0	0.0	0	0.0
Fraud - Impersonation	0	0.0	0	0.0
Fraud - Welfare	0	0.0	0	0.0
Fraud - Wire	0	0.0	0	0.0
<b>Embezzlement</b>	<b>0</b>	<b>0.0</b>	<b>0</b>	<b>0.0</b>
<b>Stolen Property Offenses</b>	<b>0</b>	<b>0.0</b>	<b>0</b>	<b>0.0</b>
<b>Destruction/Damage/Vandalism</b>	<b>0</b>	<b>0.0</b>	<b>0</b>	<b>0.0</b>
<b>Drug/Narcotic Violations (Total)</b>	<b>0</b>	<b>0.0</b>	<b>0</b>	<b>0.0</b>
Drug/Narcotic Violations	0	0.0	0	0.0
Drug/Narcotic Equipment Violations	0	0.0	0	0.0

GROUP A OFFENSES	Offense	Rate per 1,000	Cleared	% Cleared
<b>Sex Offenses (Nonforcible) (Total)</b>	<b>0</b>	<b>0.0</b>	<b>0</b>	<b>0.0</b>
Incest	0	0.0	0	0.0
Statutory Rape	0	0.0	0	0.0
<b>Pornography/Obscene Material</b>	<b>0</b>	<b>0.0</b>	<b>0</b>	<b>0.0</b>
<b>Gambling Offenses (Total)</b>	<b>0</b>	<b>0.0</b>	<b>0</b>	<b>0.0</b>
Gambling - Betting/Wagering	0	0.0	0	0.0
Gambling - Operating/Promoting	0	0.0	0	0.0
Gambling - Equipment Violations	0	0.0	0	0.0
Gambling - Sports Tampering	0	0.0	0	0.0
<b>Prostitution Offenses (Total)</b>	<b>0</b>	<b>0.0</b>	<b>0</b>	<b>0.0</b>
Prostitution	0	0.0	0	0.0
Prostitution Assisting/Promoting	0	0.0	0	0.0
Purchasing Prostitution	0	0.0	0	0.0
<b>Human Trafficking Offenses (Total)</b>	<b>0</b>	<b>0.0</b>	<b>0</b>	<b>0.0</b>
Commercial Sex Acts	0	0.0	0	0.0
Involuntary Servitude	0	0.0	0	0.0
<b>Bribery</b>	<b>0</b>	<b>0.0</b>	<b>0</b>	<b>0.0</b>
<b>Weapon Law Violations</b>	<b>0</b>	<b>0.0</b>	<b>0</b>	<b>0.0</b>
<b>Animal Cruelty</b>	<b>0</b>	<b>0.0</b>	<b>0</b>	<b>0.0</b>

GROUP B OFFENSES	Offenses	Rate per 1,000
Bad Checks	0	0.0
Curfew/Vagrancy	0	0.0
Disorderly Conduct	0	0.0
DUI	0	0.0
Drunkenness	0	0.0
Family-Non Violent	0	0.0
Liquor Law Violations	0	0.0
Peeping Tom	0	0.0
Trespass	0	0.0
All Other Offenses	0	0.0

2025 Fall Term Campus Population	
Undergraduate Enrollment	64
Graduate Enrollment	26
Staff Personnel	9
Faculty Personnel	22
Security Personnel	4
<b>Total Campus Population</b>	<b>125</b>



## Austin Peay State University - 2025

GROUP A OFFENSES	Offense	Rate per 1,000	Cleared	% Cleared
<b>Homicide Offenses (Total)</b>	<b>0</b>	<b>0.0</b>	<b>0</b>	<b>0.0</b>
Murder	0	0.0	0	0.0
Negligent Manslaughter	0	0.0	0	0.0
Negligent Vehicular Manslaughter	0	0.0	0	0.0
<b>Kidnapping/Abduction</b>	<b>0</b>	<b>0.0</b>	<b>0</b>	<b>0.0</b>
<b>Sex Offenses (Forcible) (Total)</b>	<b>10</b>	<b>1.1</b>	<b>3</b>	<b>30.0</b>
Forcible Rape	7	0.7	2	28.6
Forcible Sodomy	0	0.0	0	0.0
Sexual Assault W/Object	0	0.0	0	0.0
Criminal Sexual Contact	3	0.3	1	33.3
<b>Robbery</b>	<b>0</b>	<b>0.0</b>	<b>0</b>	<b>0.0</b>
<b>Assault Offenses (Total)</b>	<b>33</b>	<b>3.5</b>	<b>17</b>	<b>51.5</b>
Aggravated Assault	0	0.0	0	0.0
Simple Assault	27	2.9	14	51.9
Intimidation	6	0.6	3	50.0
Stalking	0	0.0	0	0.0
<b>Arson</b>	<b>0</b>	<b>0.0</b>	<b>0</b>	<b>0.0</b>
<b>Extortion/Blackmail</b>	<b>0</b>	<b>0.0</b>	<b>0</b>	<b>0.0</b>
<b>Burglary</b>	<b>3</b>	<b>0.3</b>	<b>1</b>	<b>33.3</b>
<b>Larceny/Theft Offenses (Total)</b>	<b>9</b>	<b>1.0</b>	<b>1</b>	<b>11.1</b>
Theft - Pocket-picking	0	0.0	0	0.0
Theft - Purse Snatching	0	0.0	0	0.0
Theft - Shoplifting	0	0.0	0	0.0
Theft From Building	2	0.2	0	0.0
Theft From Coin Machine	0	0.0	0	0.0
Theft From Motor Vehicle	2	0.2	0	0.0
Theft of Motor Vehicle Parts	0	0.0	0	0.0
Theft - All Other Larceny	5	0.5	1	20.0
<b>Motor Vehicle Theft</b>	<b>4</b>	<b>0.4</b>	<b>0</b>	<b>0.0</b>
<b>Counterfeiting/Forgery</b>	<b>0</b>	<b>0.0</b>	<b>0</b>	<b>0.0</b>
<b>Fraud Offenses (Total)</b>	<b>1</b>	<b>0.1</b>	<b>0</b>	<b>0.0</b>
Fraud - Computer Hacking/Invasion	0	0.0	0	0.0
Fraud - Credit Card/ATM	1	0.1	0	0.0
Fraud - False Pretenses	0	0.0	0	0.0
Fraud - Identity Theft	0	0.0	0	0.0
Fraud - Impersonation	0	0.0	0	0.0
Fraud - Welfare	0	0.0	0	0.0
Fraud - Wire	0	0.0	0	0.0
<b>Embezzlement</b>	<b>0</b>	<b>0.0</b>	<b>0</b>	<b>0.0</b>
<b>Stolen Property Offenses</b>	<b>0</b>	<b>0.0</b>	<b>0</b>	<b>0.0</b>
<b>Destruction/Damage/Vandalism</b>	<b>9</b>	<b>1.0</b>	<b>1</b>	<b>11.1</b>
<b>Drug/Narcotic Violations (Total)</b>	<b>28</b>	<b>3.0</b>	<b>25</b>	<b>89.3</b>
Drug/Narcotic Violations	17	1.8	16	94.1
Drug/Narcotic Equipment Violations	11	1.2	9	81.8

GROUP A OFFENSES	Offense	Rate per 1,000	Cleared	% Cleared
<b>Sex Offenses (Nonforcible) (Total)</b>	<b>0</b>	<b>0.0</b>	<b>0</b>	<b>0.0</b>
Incest	0	0.0	0	0.0
Statutory Rape	0	0.0	0	0.0
<b>Pornography/Obscene Material</b>	<b>1</b>	<b>0.1</b>	<b>1</b>	<b>100.0</b>
<b>Gambling Offenses (Total)</b>	<b>0</b>	<b>0.0</b>	<b>0</b>	<b>0.0</b>
Gambling - Betting/Wagering	0	0.0	0	0.0
Gambling - Operating/Promoting	0	0.0	0	0.0
Gambling - Equipment Violations	0	0.0	0	0.0
Gambling - Sports Tampering	0	0.0	0	0.0
<b>Prostitution Offenses (Total)</b>	<b>0</b>	<b>0.0</b>	<b>0</b>	<b>0.0</b>
Prostitution	0	0.0	0	0.0
Prostitution Assisting/Promoting	0	0.0	0	0.0
Purchasing Prostitution	0	0.0	0	0.0
<b>Human Trafficking Offenses (Total)</b>	<b>0</b>	<b>0.0</b>	<b>0</b>	<b>0.0</b>
Commercial Sex Acts	0	0.0	0	0.0
Involuntary Servitude	0	0.0	0	0.0
<b>Bribery</b>	<b>0</b>	<b>0.0</b>	<b>0</b>	<b>0.0</b>
<b>Weapon Law Violations</b>	<b>2</b>	<b>0.2</b>	<b>2</b>	<b>100.0</b>
<b>Animal Cruelty</b>	<b>0</b>	<b>0.0</b>	<b>0</b>	<b>0.0</b>

GROUP B OFFENSES	Offenses	Rate per 1,000
Bad Checks	0	0.0
Curfew/Vagrancy	0	0.0
Disorderly Conduct	2	0.0
DUI	4	0.0
Drunkenness	0	0.0
Family-Non Violent	0	0.0
Liquor Law Violations	21	0.0
Peeping Tom	0	0.0
Trespass	2	0.0
All Other Offenses	3	0.0

2025 Fall Term Campus Population	
Undergraduate Enrollment	7,127
Graduate Enrollment	766
Staff Personnel	743
Faculty Personnel	752
Security Personnel	21
<b>Total Campus Population</b>	<b>9,409</b>



## Baptist Health Sciences University - 2025

GROUP A OFFENSES	Offense	Rate per 1,000	Cleared	% Cleared
<b>Homicide Offenses (Total)</b>	<b>0</b>	<b>0.0</b>	<b>0</b>	<b>0.0</b>
Murder	0	0.0	0	0.0
Negligent Manslaughter	0	0.0	0	0.0
Negligent Vehicular Manslaughter	0	0.0	0	0.0
<b>Kidnapping/Abduction</b>	<b>0</b>	<b>0.0</b>	<b>0</b>	<b>0.0</b>
<b>Sex Offenses (Forcible) (Total)</b>	<b>0</b>	<b>0.0</b>	<b>0</b>	<b>0.0</b>
Forcible Rape	0	0.0	0	0.0
Forcible Sodomy	0	0.0	0	0.0
Sexual Assault W/Object	0	0.0	0	0.0
Criminal Sexual Contact	0	0.0	0	0.0
<b>Robbery</b>	<b>0</b>	<b>0.0</b>	<b>0</b>	<b>0.0</b>
<b>Assault Offenses (Total)</b>	<b>0</b>	<b>0.0</b>	<b>0</b>	<b>0.0</b>
Aggravated Assault	0	0.0	0	0.0
Simple Assault	0	0.0	0	0.0
Intimidation	0	0.0	0	0.0
Stalking	0	0.0	0	0.0
<b>Arson</b>	<b>0</b>	<b>0.0</b>	<b>0</b>	<b>0.0</b>
<b>Extortion/Blackmail</b>	<b>0</b>	<b>0.0</b>	<b>0</b>	<b>0.0</b>
<b>Burglary</b>	<b>0</b>	<b>0.0</b>	<b>0</b>	<b>0.0</b>
<b>Larceny/Theft Offenses (Total)</b>	<b>0</b>	<b>0.0</b>	<b>0</b>	<b>0.0</b>
Theft - Pocket-picking	0	0.0	0	0.0
Theft - Purse Snatching	0	0.0	0	0.0
Theft - Shoplifting	0	0.0	0	0.0
Theft From Building	0	0.0	0	0.0
Theft From Coin Machine	0	0.0	0	0.0
Theft From Motor Vehicle	0	0.0	0	0.0
Theft of Motor Vehicle Parts	0	0.0	0	0.0
Theft - All Other Larceny	0	0.0	0	0.0
<b>Motor Vehicle Theft</b>	<b>0</b>	<b>0.0</b>	<b>0</b>	<b>0.0</b>
<b>Counterfeiting/Forgery</b>	<b>0</b>	<b>0.0</b>	<b>0</b>	<b>0.0</b>
<b>Fraud Offenses (Total)</b>	<b>0</b>	<b>0.0</b>	<b>0</b>	<b>0.0</b>
Fraud - Computer Hacking/Invasion	0	0.0	0	0.0
Fraud - Credit Card/ATM	0	0.0	0	0.0
Fraud - False Pretenses	0	0.0	0	0.0
Fraud - Identity Theft	0	0.0	0	0.0
Fraud - Impersonation	0	0.0	0	0.0
Fraud - Welfare	0	0.0	0	0.0
Fraud - Wire	0	0.0	0	0.0
<b>Embezzlement</b>	<b>0</b>	<b>0.0</b>	<b>0</b>	<b>0.0</b>
<b>Stolen Property Offenses</b>	<b>0</b>	<b>0.0</b>	<b>0</b>	<b>0.0</b>
<b>Destruction/Damage/Vandalism</b>	<b>1</b>	<b>0.7</b>	<b>0</b>	<b>0.0</b>
<b>Drug/Narcotic Violations (Total)</b>	<b>0</b>	<b>0.0</b>	<b>0</b>	<b>0.0</b>
Drug/Narcotic Violations	0	0.0	0	0.0
Drug/Narcotic Equipment Violations	0	0.0	0	0.0

GROUP A OFFENSES	Offense	Rate per 1,000	Cleared	% Cleared
<b>Sex Offenses (Nonforcible) (Total)</b>	<b>0</b>	<b>0.0</b>	<b>0</b>	<b>0.0</b>
Incest	0	0.0	0	0.0
Statutory Rape	0	0.0	0	0.0
<b>Pornography/Obscene Material</b>	<b>0</b>	<b>0.0</b>	<b>0</b>	<b>0.0</b>
<b>Gambling Offenses (Total)</b>	<b>0</b>	<b>0.0</b>	<b>0</b>	<b>0.0</b>
Gambling - Betting/Wagering	0	0.0	0	0.0
Gambling - Operating/Promoting	0	0.0	0	0.0
Gambling - Equipment Violations	0	0.0	0	0.0
Gambling - Sports Tampering	0	0.0	0	0.0
<b>Prostitution Offenses (Total)</b>	<b>0</b>	<b>0.0</b>	<b>0</b>	<b>0.0</b>
Prostitution	0	0.0	0	0.0
Prostitution Assisting/Promoting	0	0.0	0	0.0
Purchasing Prostitution	0	0.0	0	0.0
<b>Human Trafficking Offenses (Total)</b>	<b>0</b>	<b>0.0</b>	<b>0</b>	<b>0.0</b>
Commercial Sex Acts	0	0.0	0	0.0
Involuntary Servitude	0	0.0	0	0.0
<b>Bribery</b>	<b>0</b>	<b>0.0</b>	<b>0</b>	<b>0.0</b>
<b>Weapon Law Violations</b>	<b>0</b>	<b>0.0</b>	<b>0</b>	<b>0.0</b>
<b>Animal Cruelty</b>	<b>0</b>	<b>0.0</b>	<b>0</b>	<b>0.0</b>

GROUP B OFFENSES	Offenses	Rate per 1,000
Bad Checks	0	0.0
Curfew/Vagrancy	0	0.0
Disorderly Conduct	0	0.0
DUI	0	0.0
Drunkenness	0	0.0
Family-Non Violent	0	0.0
Liquor Law Violations	0	0.0
Peeping Tom	0	0.0
Trespass	0	0.0
All Other Offenses	0	0.0

2025 Fall Term Campus Population	
Undergraduate Enrollment	957
Graduate Enrollment	227
Staff Personnel	188
Faculty Personnel	140
Security Personnel	14
<b>Total Campus Population</b>	<b>1,526</b>



## Belmont University - 2025

GROUP A OFFENSES	Offense	Rate per 1,000	Cleared	% Cleared
<b>Homicide Offenses (Total)</b>	<b>0</b>	<b>0.0</b>	<b>0</b>	<b>0.0</b>
Murder	0	0.0	0	0.0
Negligent Manslaughter	0	0.0	0	0.0
Negligent Vehicular Manslaughter	0	0.0	0	0.0
<b>Kidnapping/Abduction</b>	<b>0</b>	<b>0.0</b>	<b>0</b>	<b>0.0</b>
<b>Sex Offenses (Forcible) (Total)</b>	<b>2</b>	<b>0.2</b>	<b>1</b>	<b>50.0</b>
Forcible Rape	1	0.1	1	100.0
Forcible Sodomy	0	0.0	0	0.0
Sexual Assault W/Object	0	0.0	0	0.0
Criminal Sexual Contact	1	0.1	0	0.0
<b>Robbery</b>	<b>0</b>	<b>0.0</b>	<b>0</b>	<b>0.0</b>
<b>Assault Offenses (Total)</b>	<b>18</b>	<b>1.7</b>	<b>16</b>	<b>88.9</b>
Aggravated Assault	0	0.0	0	0.0
Simple Assault	7	0.7	6	85.7
Intimidation	10	0.9	9	90.0
Stalking	1	0.1	1	100.0
<b>Arson</b>	<b>0</b>	<b>0.0</b>	<b>0</b>	<b>0.0</b>
<b>Extortion/Blackmail</b>	<b>1</b>	<b>0.1</b>	<b>0</b>	<b>0.0</b>
<b>Burglary</b>	<b>2</b>	<b>0.2</b>	<b>0</b>	<b>0.0</b>
<b>Larceny/Theft Offenses (Total)</b>	<b>115</b>	<b>10.8</b>	<b>33</b>	<b>28.7</b>
Theft - Pocket-picking	0	0.0	0	0.0
Theft - Purse Snatching	0	0.0	0	0.0
Theft - Shoplifting	29	2.7	29	100.0
Theft From Building	24	2.3	0	0.0
Theft From Coin Machine	2	0.2	1	50.0
Theft From Motor Vehicle	34	3.2	0	0.0
Theft of Motor Vehicle Parts	2	0.2	2	100.0
Theft - All Other Larceny	24	2.3	1	4.2
<b>Motor Vehicle Theft</b>	<b>1</b>	<b>0.1</b>	<b>0</b>	<b>0.0</b>
<b>Counterfeiting/Forgery</b>	<b>0</b>	<b>0.0</b>	<b>0</b>	<b>0.0</b>
<b>Fraud Offenses (Total)</b>	<b>5</b>	<b>0.5</b>	<b>1</b>	<b>20.0</b>
Fraud - Computer Hacking/Invasion	0	0.0	0	0.0
Fraud - Credit Card/ATM	0	0.0	0	0.0
Fraud - False Pretenses	1	0.1	0	0.0
Fraud - Identity Theft	0	0.0	0	0.0
Fraud - Impersonation	0	0.0	0	0.0
Fraud - Welfare	0	0.0	0	0.0
Fraud - Wire	4	0.4	1	25.0
<b>Embezzlement</b>	<b>0</b>	<b>0.0</b>	<b>0</b>	<b>0.0</b>
<b>Stolen Property Offenses</b>	<b>0</b>	<b>0.0</b>	<b>0</b>	<b>0.0</b>
<b>Destruction/Damage/Vandalism</b>	<b>15</b>	<b>1.4</b>	<b>2</b>	<b>13.3</b>
<b>Drug/Narcotic Violations (Total)</b>	<b>33</b>	<b>3.1</b>	<b>30</b>	<b>90.9</b>
Drug/Narcotic Violations	23	2.2	22	95.7
Drug/Narcotic Equipment Violations	10	0.9	8	80.0

GROUP A OFFENSES	Offense	Rate per 1,000	Cleared	% Cleared
<b>Sex Offenses (Nonforcible) (Total)</b>	<b>0</b>	<b>0.0</b>	<b>0</b>	<b>0.0</b>
Incest	0	0.0	0	0.0
Statutory Rape	0	0.0	0	0.0
<b>Pornography/Obscene Material</b>	<b>0</b>	<b>0.0</b>	<b>0</b>	<b>0.0</b>
<b>Gambling Offenses (Total)</b>	<b>0</b>	<b>0.0</b>	<b>0</b>	<b>0.0</b>
Gambling - Betting/Wagering	0	0.0	0	0.0
Gambling - Operating/Promoting	0	0.0	0	0.0
Gambling - Equipment Violations	0	0.0	0	0.0
Gambling - Sports Tampering	0	0.0	0	0.0
<b>Prostitution Offenses (Total)</b>	<b>0</b>	<b>0.0</b>	<b>0</b>	<b>0.0</b>
Prostitution	0	0.0	0	0.0
Prostitution Assisting/Promoting	0	0.0	0	0.0
Purchasing Prostitution	0	0.0	0	0.0
<b>Human Trafficking Offenses (Total)</b>	<b>0</b>	<b>0.0</b>	<b>0</b>	<b>0.0</b>
Commercial Sex Acts	0	0.0	0	0.0
Involuntary Servitude	0	0.0	0	0.0
<b>Bribery</b>	<b>0</b>	<b>0.0</b>	<b>0</b>	<b>0.0</b>
<b>Weapon Law Violations</b>	<b>0</b>	<b>0.0</b>	<b>0</b>	<b>0.0</b>
<b>Animal Cruelty</b>	<b>0</b>	<b>0.0</b>	<b>0</b>	<b>0.0</b>

GROUP B OFFENSES	Offenses	Rate per 1,000
Bad Checks	0	0.0
Curfew/Vagrancy	0	0.0
Disorderly Conduct	0	0.0
DUI	0	0.0
Drunkenness	0	0.0
Family-Non Violent	0	0.0
Liquor Law Violations	25	0.0
Peeping Tom	0	0.0
Trespass	2	0.0
All Other Offenses	7	0.0

2025 Fall Term Campus Population	
Undergraduate Enrollment	7,099
Graduate Enrollment	1,725
Staff Personnel	910
Faculty Personnel	833
Security Personnel	44
<b>Total Campus Population</b>	<b>10,611</b>



## Bethel University - 2025

GROUP A OFFENSES	Offense	Rate per 1,000	Cleared	% Cleared
<b>Homicide Offenses (Total)</b>	<b>0</b>	<b>0.0</b>	<b>0</b>	<b>0.0</b>
Murder	0	0.0	0	0.0
Negligent Manslaughter	0	0.0	0	0.0
Negligent Vehicular Manslaughter	0	0.0	0	0.0
<b>Kidnapping/Abduction</b>	<b>1</b>	<b>0.8</b>	<b>1</b>	<b>100.0</b>
<b>Sex Offenses (Forcible) (Total)</b>	<b>2</b>	<b>1.6</b>	<b>2</b>	<b>100.0</b>
Forcible Rape	1	0.8	1	100.0
Forcible Sodomy	1	0.8	1	100.0
Sexual Assault W/Object	0	0.0	0	0.0
Criminal Sexual Contact	0	0.0	0	0.0
<b>Robbery</b>	<b>0</b>	<b>0.0</b>	<b>0</b>	<b>0.0</b>
<b>Assault Offenses (Total)</b>	<b>12</b>	<b>9.8</b>	<b>10</b>	<b>83.3</b>
Aggravated Assault	1	0.8	1	100.0
Simple Assault	6	4.9	6	100.0
Intimidation	2	1.6	1	50.0
Stalking	3	2.5	2	66.7
<b>Arson</b>	<b>0</b>	<b>0.0</b>	<b>0</b>	<b>0.0</b>
<b>Extortion/Blackmail</b>	<b>0</b>	<b>0.0</b>	<b>0</b>	<b>0.0</b>
<b>Burglary</b>	<b>4</b>	<b>3.3</b>	<b>0</b>	<b>0.0</b>
<b>Larceny/Theft Offenses (Total)</b>	<b>3</b>	<b>2.5</b>	<b>0</b>	<b>0.0</b>
Theft - Pocket-picking	0	0.0	0	0.0
Theft - Purse Snatching	0	0.0	0	0.0
Theft - Shoplifting	0	0.0	0	0.0
Theft From Building	2	1.6	0	0.0
Theft From Coin Machine	0	0.0	0	0.0
Theft From Motor Vehicle	0	0.0	0	0.0
Theft of Motor Vehicle Parts	0	0.0	0	0.0
Theft - All Other Larceny	1	0.8	0	0.0
<b>Motor Vehicle Theft</b>	<b>0</b>	<b>0.0</b>	<b>0</b>	<b>0.0</b>
<b>Counterfeiting/Forgery</b>	<b>0</b>	<b>0.0</b>	<b>0</b>	<b>0.0</b>
<b>Fraud Offenses (Total)</b>	<b>1</b>	<b>0.8</b>	<b>0</b>	<b>0.0</b>
Fraud - Computer Hacking/Invasion	0	0.0	0	0.0
Fraud - Credit Card/ATM	1	0.8	0	0.0
Fraud - False Pretenses	0	0.0	0	0.0
Fraud - Identity Theft	0	0.0	0	0.0
Fraud - Impersonation	0	0.0	0	0.0
Fraud - Welfare	0	0.0	0	0.0
Fraud - Wire	0	0.0	0	0.0
<b>Embezzlement</b>	<b>0</b>	<b>0.0</b>	<b>0</b>	<b>0.0</b>
<b>Stolen Property Offenses</b>	<b>0</b>	<b>0.0</b>	<b>0</b>	<b>0.0</b>
<b>Destruction/Damage/Vandalism</b>	<b>1</b>	<b>0.8</b>	<b>0</b>	<b>0.0</b>
<b>Drug/Narcotic Violations (Total)</b>	<b>11</b>	<b>9.0</b>	<b>11</b>	<b>100.0</b>
Drug/Narcotic Violations	6	4.9	6	100.0
Drug/Narcotic Equipment Violations	5	4.1	5	100.0

GROUP A OFFENSES	Offense	Rate per 1,000	Cleared	% Cleared
<b>Sex Offenses (Nonforcible) (Total)</b>	<b>0</b>	<b>0.0</b>	<b>0</b>	<b>0.0</b>
Incest	0	0.0	0	0.0
Statutory Rape	0	0.0	0	0.0
<b>Pornography/Obscene Material</b>	<b>0</b>	<b>0.0</b>	<b>0</b>	<b>0.0</b>
<b>Gambling Offenses (Total)</b>	<b>0</b>	<b>0.0</b>	<b>0</b>	<b>0.0</b>
Gambling - Betting/Wagering	0	0.0	0	0.0
Gambling - Operating/Promoting	0	0.0	0	0.0
Gambling - Equipment Violations	0	0.0	0	0.0
Gambling - Sports Tampering	0	0.0	0	0.0
<b>Prostitution Offenses (Total)</b>	<b>0</b>	<b>0.0</b>	<b>0</b>	<b>0.0</b>
Prostitution	0	0.0	0	0.0
Prostitution Assisting/Promoting	0	0.0	0	0.0
Purchasing Prostitution	0	0.0	0	0.0
<b>Human Trafficking Offenses (Total)</b>	<b>0</b>	<b>0.0</b>	<b>0</b>	<b>0.0</b>
Commercial Sex Acts	0	0.0	0	0.0
Involuntary Servitude	0	0.0	0	0.0
<b>Bribery</b>	<b>0</b>	<b>0.0</b>	<b>0</b>	<b>0.0</b>
<b>Weapon Law Violations</b>	<b>1</b>	<b>0.8</b>	<b>1</b>	<b>100.0</b>
<b>Animal Cruelty</b>	<b>0</b>	<b>0.0</b>	<b>0</b>	<b>0.0</b>

GROUP B OFFENSES	Offenses	Rate per 1,000
Bad Checks	0	0.0
Curfew/Vagrancy	0	0.0
Disorderly Conduct	0	0.0
DUI	0	0.0
Drunkenness	0	0.0
Family-Non Violent	0	0.0
Liquor Law Violations	1	0.0
Peeping Tom	0	0.0
Trespass	0	0.0
All Other Offenses	1	0.0

2025 Fall Term Campus Population	
Undergraduate Enrollment	846
Graduate Enrollment	99
Staff Personnel	161
Faculty Personnel	107
Security Personnel	8
<b>Total Campus Population</b>	<b>1,221</b>



## Bryan College - 2025

GROUP A OFFENSES	Offense	Rate per 1,000	Cleared	% Cleared
<b>Homicide Offenses (Total)</b>	<b>0</b>	<b>0.0</b>	<b>0</b>	<b>0.0</b>
Murder	0	0.0	0	0.0
Negligent Manslaughter	0	0.0	0	0.0
Negligent Vehicular Manslaughter	0	0.0	0	0.0
<b>Kidnapping/Abduction</b>	<b>0</b>	<b>0.0</b>	<b>0</b>	<b>0.0</b>
<b>Sex Offenses (Forcible) (Total)</b>	<b>0</b>	<b>0.0</b>	<b>0</b>	<b>0.0</b>
Forcible Rape	0	0.0	0	0.0
Forcible Sodomy	0	0.0	0	0.0
Sexual Assault W/Object	0	0.0	0	0.0
Criminal Sexual Contact	0	0.0	0	0.0
<b>Robbery</b>	<b>0</b>	<b>0.0</b>	<b>0</b>	<b>0.0</b>
<b>Assault Offenses (Total)</b>	<b>0</b>	<b>0.0</b>	<b>0</b>	<b>0.0</b>
Aggravated Assault	0	0.0	0	0.0
Simple Assault	0	0.0	0	0.0
Intimidation	0	0.0	0	0.0
Stalking	0	0.0	0	0.0
<b>Arson</b>	<b>0</b>	<b>0.0</b>	<b>0</b>	<b>0.0</b>
<b>Extortion/Blackmail</b>	<b>0</b>	<b>0.0</b>	<b>0</b>	<b>0.0</b>
<b>Burglary</b>	<b>0</b>	<b>0.0</b>	<b>0</b>	<b>0.0</b>
<b>Larceny/Theft Offenses (Total)</b>	<b>0</b>	<b>0.0</b>	<b>0</b>	<b>0.0</b>
Theft - Pocket-picking	0	0.0	0	0.0
Theft - Purse Snatching	0	0.0	0	0.0
Theft - Shoplifting	0	0.0	0	0.0
Theft From Building	0	0.0	0	0.0
Theft From Coin Machine	0	0.0	0	0.0
Theft From Motor Vehicle	0	0.0	0	0.0
Theft of Motor Vehicle Parts	0	0.0	0	0.0
Theft - All Other Larceny	0	0.0	0	0.0
<b>Motor Vehicle Theft</b>	<b>0</b>	<b>0.0</b>	<b>0</b>	<b>0.0</b>
<b>Counterfeiting/Forgery</b>	<b>0</b>	<b>0.0</b>	<b>0</b>	<b>0.0</b>
<b>Fraud Offenses (Total)</b>	<b>0</b>	<b>0.0</b>	<b>0</b>	<b>0.0</b>
Fraud - Computer Hacking/Invasion	0	0.0	0	0.0
Fraud - Credit Card/ATM	0	0.0	0	0.0
Fraud - False Pretenses	0	0.0	0	0.0
Fraud - Identity Theft	0	0.0	0	0.0
Fraud - Impersonation	0	0.0	0	0.0
Fraud - Welfare	0	0.0	0	0.0
Fraud - Wire	0	0.0	0	0.0
<b>Embezzlement</b>	<b>0</b>	<b>0.0</b>	<b>0</b>	<b>0.0</b>
<b>Stolen Property Offenses</b>	<b>0</b>	<b>0.0</b>	<b>0</b>	<b>0.0</b>
<b>Destruction/Damage/Vandalism</b>	<b>0</b>	<b>0.0</b>	<b>0</b>	<b>0.0</b>
<b>Drug/Narcotic Violations (Total)</b>	<b>0</b>	<b>0.0</b>	<b>0</b>	<b>0.0</b>
Drug/Narcotic Violations	0	0.0	0	0.0
Drug/Narcotic Equipment Violations	0	0.0	0	0.0

GROUP A OFFENSES	Offense	Rate per 1,000	Cleared	% Cleared
<b>Sex Offenses (Nonforcible) (Total)</b>	<b>0</b>	<b>0.0</b>	<b>0</b>	<b>0.0</b>
Incest	0	0.0	0	0.0
Statutory Rape	0	0.0	0	0.0
<b>Pornography/Obscene Material</b>	<b>0</b>	<b>0.0</b>	<b>0</b>	<b>0.0</b>
<b>Gambling Offenses (Total)</b>	<b>0</b>	<b>0.0</b>	<b>0</b>	<b>0.0</b>
Gambling - Betting/Wagering	0	0.0	0	0.0
Gambling - Operating/Promoting	0	0.0	0	0.0
Gambling - Equipment Violations	0	0.0	0	0.0
Gambling - Sports Tampering	0	0.0	0	0.0
<b>Prostitution Offenses (Total)</b>	<b>0</b>	<b>0.0</b>	<b>0</b>	<b>0.0</b>
Prostitution	0	0.0	0	0.0
Prostitution Assisting/Promoting	0	0.0	0	0.0
Purchasing Prostitution	0	0.0	0	0.0
<b>Human Trafficking Offenses (Total)</b>	<b>0</b>	<b>0.0</b>	<b>0</b>	<b>0.0</b>
Commercial Sex Acts	0	0.0	0	0.0
Involuntary Servitude	0	0.0	0	0.0
<b>Bribery</b>	<b>0</b>	<b>0.0</b>	<b>0</b>	<b>0.0</b>
<b>Weapon Law Violations</b>	<b>0</b>	<b>0.0</b>	<b>0</b>	<b>0.0</b>
<b>Animal Cruelty</b>	<b>0</b>	<b>0.0</b>	<b>0</b>	<b>0.0</b>

GROUP B OFFENSES	Offenses	Rate per 1,000
Bad Checks	0	0.0
Curfew/Vagrancy	0	0.0
Disorderly Conduct	0	0.0
DUI	0	0.0
Drunkenness	0	0.0
Family-Non Violent	0	0.0
Liquor Law Violations	0	0.0
Peeping Tom	0	0.0
Trespass	0	0.0
All Other Offenses	0	0.0

2025 Fall Term Campus Population	
Undergraduate Enrollment	1,337
Graduate Enrollment	101
Staff Personnel	110
Faculty Personnel	43
Security Personnel	2
<b>Total Campus Population</b>	<b>1,593</b>



**Carson Newman University - 2025**

<b>GROUP A OFFENSES</b>	Offense	Rate per 1,000	Cleared	% Cleared
<b>Homicide Offenses (Total)</b>	<b>0</b>	<b>0.0</b>	<b>0</b>	<b>0.0</b>
Murder	0	0.0	0	0.0
Negligent Manslaughter	0	0.0	0	0.0
Negligent Vehicular Manslaughter	0	0.0	0	0.0
<b>Kidnapping/Abduction</b>	<b>0</b>	<b>0.0</b>	<b>0</b>	<b>0.0</b>
<b>Sex Offenses (Forcible) (Total)</b>	<b>0</b>	<b>0.0</b>	<b>0</b>	<b>0.0</b>
Forcible Rape	0	0.0	0	0.0
Forcible Sodomy	0	0.0	0	0.0
Sexual Assault W/Object	0	0.0	0	0.0
Criminal Sexual Contact	0	0.0	0	0.0
<b>Robbery</b>	<b>0</b>	<b>0.0</b>	<b>0</b>	<b>0.0</b>
<b>Assault Offenses (Total)</b>	<b>4</b>	<b>1.4</b>	<b>2</b>	<b>50.0</b>
Aggravated Assault	1	0.3	0	0.0
Simple Assault	2	0.7	1	50.0
Intimidation	1	0.3	1	100.0
Stalking	0	0.0	0	0.0
<b>Arson</b>	<b>0</b>	<b>0.0</b>	<b>0</b>	<b>0.0</b>
<b>Extortion/Blackmail</b>	<b>0</b>	<b>0.0</b>	<b>0</b>	<b>0.0</b>
<b>Burglary</b>	<b>0</b>	<b>0.0</b>	<b>0</b>	<b>0.0</b>
<b>Larceny/Theft Offenses (Total)</b>	<b>2</b>	<b>0.7</b>	<b>0</b>	<b>0.0</b>
Theft - Pocket-picking	0	0.0	0	0.0
Theft - Purse Snatching	0	0.0	0	0.0
Theft - Shoplifting	0	0.0	0	0.0
Theft From Building	1	0.3	0	0.0
Theft From Coin Machine	0	0.0	0	0.0
Theft From Motor Vehicle	1	0.3	0	0.0
Theft of Motor Vehicle Parts	0	0.0	0	0.0
Theft - All Other Larceny	0	0.0	0	0.0
<b>Motor Vehicle Theft</b>	<b>0</b>	<b>0.0</b>	<b>0</b>	<b>0.0</b>
<b>Counterfeiting/Forgery</b>	<b>0</b>	<b>0.0</b>	<b>0</b>	<b>0.0</b>
<b>Fraud Offenses (Total)</b>	<b>0</b>	<b>0.0</b>	<b>0</b>	<b>0.0</b>
Fraud - Computer Hacking/Invasion	0	0.0	0	0.0
Fraud - Credit Card/ATM	0	0.0	0	0.0
Fraud - False Pretenses	0	0.0	0	0.0
Fraud - Identity Theft	0	0.0	0	0.0
Fraud - Impersonation	0	0.0	0	0.0
Fraud - Welfare	0	0.0	0	0.0
Fraud - Wire	0	0.0	0	0.0
<b>Embezzlement</b>	<b>0</b>	<b>0.0</b>	<b>0</b>	<b>0.0</b>
<b>Stolen Property Offenses</b>	<b>0</b>	<b>0.0</b>	<b>0</b>	<b>0.0</b>
<b>Destruction/Damage/Vandalism</b>	<b>1</b>	<b>0.3</b>	<b>1</b>	<b>100.0</b>
<b>Drug/Narcotic Violations (Total)</b>	<b>3</b>	<b>1.0</b>	<b>3</b>	<b>100.0</b>
Drug/Narcotic Violations	2	0.7	2	100.0
Drug/Narcotic Equipment Violations	1	0.3	1	100.0

<b>GROUP A OFFENSES</b>	Offense	Rate per 1,000	Cleared	% Cleared
<b>Sex Offenses (Nonforcible) (Total)</b>	<b>0</b>	<b>0.0</b>	<b>0</b>	<b>0.0</b>
Incest	0	0.0	0	0.0
Statutory Rape	0	0.0	0	0.0
<b>Pornography/Obscene Material</b>	<b>0</b>	<b>0.0</b>	<b>0</b>	<b>0.0</b>
<b>Gambling Offenses (Total)</b>	<b>0</b>	<b>0.0</b>	<b>0</b>	<b>0.0</b>
Gambling - Betting/Wagering	0	0.0	0	0.0
Gambling - Operating/Promoting	0	0.0	0	0.0
Gambling - Equipment Violations	0	0.0	0	0.0
Gambling - Sports Tampering	0	0.0	0	0.0
<b>Prostitution Offenses (Total)</b>	<b>0</b>	<b>0.0</b>	<b>0</b>	<b>0.0</b>
Prostitution	0	0.0	0	0.0
Prostitution Assisting/Promoting	0	0.0	0	0.0
Purchasing Prostitution	0	0.0	0	0.0
<b>Human Trafficking Offenses (Total)</b>	<b>0</b>	<b>0.0</b>	<b>0</b>	<b>0.0</b>
Commercial Sex Acts	0	0.0	0	0.0
Involuntary Servitude	0	0.0	0	0.0
<b>Bribery</b>	<b>0</b>	<b>0.0</b>	<b>0</b>	<b>0.0</b>
<b>Weapon Law Violations</b>	<b>1</b>	<b>0.3</b>	<b>1</b>	<b>100.0</b>
<b>Animal Cruelty</b>	<b>0</b>	<b>0.0</b>	<b>0</b>	<b>0.0</b>

<b>GROUP B OFFENSES</b>	Offenses	Rate per 1,000
Bad Checks	0	0.0
Curfew/Vagrancy	0	0.0
Disorderly Conduct	0	0.0
DUI	0	0.0
Drunkenness	0	0.0
Family-Non Violent	0	0.0
Liquor Law Violations	0	0.0
Peeping Tom	0	0.0
Trespass	0	0.0
All Other Offenses	0	0.0

<b>2025 Fall Term Campus Population</b>	
Undergraduate Enrollment	1,733
Graduate Enrollment	820
Staff Personnel	124
Faculty Personnel	269
Security Personnel	10
<b>Total Campus Population</b>	<b>2,956</b>



## Chattanooga State Community College - 2025

GROUP A OFFENSES	Offense	Rate per 1,000	Cleared	% Cleared
<b>Homicide Offenses (Total)</b>	<b>0</b>	<b>0.0</b>	<b>0</b>	<b>0.0</b>
Murder	0	0.0	0	0.0
Negligent Manslaughter	0	0.0	0	0.0
Negligent Vehicular Manslaughter	0	0.0	0	0.0
<b>Kidnapping/Abduction</b>	<b>0</b>	<b>0.0</b>	<b>0</b>	<b>0.0</b>
<b>Sex Offenses (Forcible) (Total)</b>	<b>0</b>	<b>0.0</b>	<b>0</b>	<b>0.0</b>
Forcible Rape	0	0.0	0	0.0
Forcible Sodomy	0	0.0	0	0.0
Sexual Assault W/Object	0	0.0	0	0.0
Criminal Sexual Contact	0	0.0	0	0.0
<b>Robbery</b>	<b>0</b>	<b>0.0</b>	<b>0</b>	<b>0.0</b>
<b>Assault Offenses (Total)</b>	<b>13</b>	<b>2.0</b>	<b>2</b>	<b>15.4</b>
Aggravated Assault	0	0.0	0	0.0
Simple Assault	1	0.2	0	0.0
Intimidation	12	1.9	2	16.7
Stalking	0	0.0	0	0.0
<b>Arson</b>	<b>0</b>	<b>0.0</b>	<b>0</b>	<b>0.0</b>
<b>Extortion/Blackmail</b>	<b>0</b>	<b>0.0</b>	<b>0</b>	<b>0.0</b>
<b>Burglary</b>	<b>0</b>	<b>0.0</b>	<b>0</b>	<b>0.0</b>
<b>Larceny/Theft Offenses (Total)</b>	<b>9</b>	<b>1.4</b>	<b>2</b>	<b>22.2</b>
Theft - Pocket-picking	0	0.0	0	0.0
Theft - Purse Snatching	0	0.0	0	0.0
Theft - Shoplifting	3	0.5	2	66.7
Theft From Building	5	0.8	0	0.0
Theft From Coin Machine	0	0.0	0	0.0
Theft From Motor Vehicle	1	0.2	0	0.0
Theft of Motor Vehicle Parts	0	0.0	0	0.0
Theft - All Other Larceny	0	0.0	0	0.0
<b>Motor Vehicle Theft</b>	<b>0</b>	<b>0.0</b>	<b>0</b>	<b>0.0</b>
<b>Counterfeiting/Forgery</b>	<b>0</b>	<b>0.0</b>	<b>0</b>	<b>0.0</b>
<b>Fraud Offenses (Total)</b>	<b>1</b>	<b>0.2</b>	<b>0</b>	<b>0.0</b>
Fraud - Computer Hacking/Invasion	0	0.0	0	0.0
Fraud - Credit Card/ATM	0	0.0	0	0.0
Fraud - False Pretenses	0	0.0	0	0.0
Fraud - Identity Theft	0	0.0	0	0.0
Fraud - Impersonation	1	0.2	0	0.0
Fraud - Welfare	0	0.0	0	0.0
Fraud - Wire	0	0.0	0	0.0
<b>Embezzlement</b>	<b>0</b>	<b>0.0</b>	<b>0</b>	<b>0.0</b>
<b>Stolen Property Offenses</b>	<b>0</b>	<b>0.0</b>	<b>0</b>	<b>0.0</b>
<b>Destruction/Damage/Vandalism</b>	<b>2</b>	<b>0.3</b>	<b>1</b>	<b>50.0</b>
<b>Drug/Narcotic Violations (Total)</b>	<b>1</b>	<b>0.2</b>	<b>1</b>	<b>100.0</b>
Drug/Narcotic Violations	1	0.2	1	100.0
Drug/Narcotic Equipment Violations	0	0.0	0	0.0

GROUP A OFFENSES	Offense	Rate per 1,000	Cleared	% Cleared
<b>Sex Offenses (Nonforcible) (Total)</b>	<b>0</b>	<b>0.0</b>	<b>0</b>	<b>0.0</b>
Incest	0	0.0	0	0.0
Statutory Rape	0	0.0	0	0.0
<b>Pornography/Obscene Material</b>	<b>0</b>	<b>0.0</b>	<b>0</b>	<b>0.0</b>
<b>Gambling Offenses (Total)</b>	<b>0</b>	<b>0.0</b>	<b>0</b>	<b>0.0</b>
Gambling - Betting/Wagering	0	0.0	0	0.0
Gambling - Operating/Promoting	0	0.0	0	0.0
Gambling - Equipment Violations	0	0.0	0	0.0
Gambling - Sports Tampering	0	0.0	0	0.0
<b>Prostitution Offenses (Total)</b>	<b>0</b>	<b>0.0</b>	<b>0</b>	<b>0.0</b>
Prostitution	0	0.0	0	0.0
Prostitution Assisting/Promoting	0	0.0	0	0.0
Purchasing Prostitution	0	0.0	0	0.0
<b>Human Trafficking Offenses (Total)</b>	<b>0</b>	<b>0.0</b>	<b>0</b>	<b>0.0</b>
Commercial Sex Acts	0	0.0	0	0.0
Involuntary Servitude	0	0.0	0	0.0
<b>Bribery</b>	<b>0</b>	<b>0.0</b>	<b>0</b>	<b>0.0</b>
<b>Weapon Law Violations</b>	<b>1</b>	<b>0.2</b>	<b>1</b>	<b>100.0</b>
<b>Animal Cruelty</b>	<b>0</b>	<b>0.0</b>	<b>0</b>	<b>0.0</b>

GROUP B OFFENSES	Offenses	Rate per 1,000
Bad Checks	0	0.0
Curfew/Vagrancy	0	0.0
Disorderly Conduct	0	0.0
DUI	0	0.0
Drunkenness	0	0.0
Family-Non Violent	0	0.0
Liquor Law Violations	0	0.0
Peeping Tom	0	0.0
Trespass	0	0.0
All Other Offenses	0	0.0

2025 Fall Term Campus Population	
Undergraduate Enrollment	5,542
Graduate Enrollment	0
Staff Personnel	361
Faculty Personnel	523
Security Personnel	13
<b>Total Campus Population</b>	<b>6,439</b>



## Christian Brothers University - Campus Police and Safety - 2025

GROUP A OFFENSES	Offense	Rate per 1,000	Cleared	% Cleared
<b>Homicide Offenses (Total)</b>	<b>0</b>	<b>0.0</b>	<b>0</b>	<b>0.0</b>
Murder	0	0.0	0	0.0
Negligent Manslaughter	0	0.0	0	0.0
Negligent Vehicular Manslaughter	0	0.0	0	0.0
<b>Kidnapping/Abduction</b>	<b>0</b>	<b>0.0</b>	<b>0</b>	<b>0.0</b>
<b>Sex Offenses (Forcible) (Total)</b>	<b>0</b>	<b>0.0</b>	<b>0</b>	<b>0.0</b>
Forcible Rape	0	0.0	0	0.0
Forcible Sodomy	0	0.0	0	0.0
Sexual Assault W/Object	0	0.0	0	0.0
Criminal Sexual Contact	0	0.0	0	0.0
<b>Robbery</b>	<b>0</b>	<b>0.0</b>	<b>0</b>	<b>0.0</b>
<b>Assault Offenses (Total)</b>	<b>0</b>	<b>0.0</b>	<b>0</b>	<b>0.0</b>
Aggravated Assault	0	0.0	0	0.0
Simple Assault	0	0.0	0	0.0
Intimidation	0	0.0	0	0.0
Stalking	0	0.0	0	0.0
<b>Arson</b>	<b>0</b>	<b>0.0</b>	<b>0</b>	<b>0.0</b>
<b>Extortion/Blackmail</b>	<b>0</b>	<b>0.0</b>	<b>0</b>	<b>0.0</b>
<b>Burglary</b>	<b>0</b>	<b>0.0</b>	<b>0</b>	<b>0.0</b>
<b>Larceny/Theft Offenses (Total)</b>	<b>1</b>	<b>0.8</b>	<b>0</b>	<b>0.0</b>
Theft - Pocket-picking	0	0.0	0	0.0
Theft - Purse Snatching	0	0.0	0	0.0
Theft - Shoplifting	0	0.0	0	0.0
Theft From Building	1	0.8	0	0.0
Theft From Coin Machine	0	0.0	0	0.0
Theft From Motor Vehicle	0	0.0	0	0.0
Theft of Motor Vehicle Parts	0	0.0	0	0.0
Theft - All Other Larceny	0	0.0	0	0.0
<b>Motor Vehicle Theft</b>	<b>0</b>	<b>0.0</b>	<b>0</b>	<b>0.0</b>
<b>Counterfeiting/Forgery</b>	<b>1</b>	<b>0.8</b>	<b>0</b>	<b>0.0</b>
<b>Fraud Offenses (Total)</b>	<b>1</b>	<b>0.8</b>	<b>0</b>	<b>0.0</b>
Fraud - Computer Hacking/Invasion	0	0.0	0	0.0
Fraud - Credit Card/ATM	0	0.0	0	0.0
Fraud - False Pretenses	1	0.8	0	0.0
Fraud - Identity Theft	0	0.0	0	0.0
Fraud - Impersonation	0	0.0	0	0.0
Fraud - Welfare	0	0.0	0	0.0
Fraud - Wire	0	0.0	0	0.0
<b>Embezzlement</b>	<b>0</b>	<b>0.0</b>	<b>0</b>	<b>0.0</b>
<b>Stolen Property Offenses</b>	<b>0</b>	<b>0.0</b>	<b>0</b>	<b>0.0</b>
<b>Destruction/Damage/Vandalism</b>	<b>4</b>	<b>3.3</b>	<b>0</b>	<b>0.0</b>
<b>Drug/Narcotic Violations (Total)</b>	<b>0</b>	<b>0.0</b>	<b>0</b>	<b>0.0</b>
Drug/Narcotic Violations	0	0.0	0	0.0
Drug/Narcotic Equipment Violations	0	0.0	0	0.0

GROUP A OFFENSES	Offense	Rate per 1,000	Cleared	% Cleared
<b>Sex Offenses (Nonforcible) (Total)</b>	<b>0</b>	<b>0.0</b>	<b>0</b>	<b>0.0</b>
Incest	0	0.0	0	0.0
Statutory Rape	0	0.0	0	0.0
<b>Pornography/Obscene Material</b>	<b>0</b>	<b>0.0</b>	<b>0</b>	<b>0.0</b>
<b>Gambling Offenses (Total)</b>	<b>0</b>	<b>0.0</b>	<b>0</b>	<b>0.0</b>
Gambling - Betting/Wagering	0	0.0	0	0.0
Gambling - Operating/Promoting	0	0.0	0	0.0
Gambling - Equipment Violations	0	0.0	0	0.0
Gambling - Sports Tampering	0	0.0	0	0.0
<b>Prostitution Offenses (Total)</b>	<b>0</b>	<b>0.0</b>	<b>0</b>	<b>0.0</b>
Prostitution	0	0.0	0	0.0
Prostitution Assisting/Promoting	0	0.0	0	0.0
Purchasing Prostitution	0	0.0	0	0.0
<b>Human Trafficking Offenses (Total)</b>	<b>0</b>	<b>0.0</b>	<b>0</b>	<b>0.0</b>
Commercial Sex Acts	0	0.0	0	0.0
Involuntary Servitude	0	0.0	0	0.0
<b>Bribery</b>	<b>0</b>	<b>0.0</b>	<b>0</b>	<b>0.0</b>
<b>Weapon Law Violations</b>	<b>0</b>	<b>0.0</b>	<b>0</b>	<b>0.0</b>
<b>Animal Cruelty</b>	<b>0</b>	<b>0.0</b>	<b>0</b>	<b>0.0</b>

GROUP B OFFENSES	Offenses	Rate per 1,000
Bad Checks	0	0.0
Curfew/Vagrancy	0	0.0
Disorderly Conduct	0	0.0
DUI	0	0.0
Drunkenness	0	0.0
Family-Non Violent	0	0.0
Liquor Law Violations	0	0.0
Peeping Tom	0	0.0
Trespass	0	0.0
All Other Offenses	0	0.0

2025 Fall Term Campus Population	
Undergraduate Enrollment	753
Graduate Enrollment	224
Staff Personnel	140
Faculty Personnel	75
Security Personnel	23
<b>Total Campus Population</b>	<b>1,215</b>



## Cleveland State Community College - 2025

GROUP A OFFENSES	Offense	Rate per 1,000	Cleared	% Cleared
<b>Homicide Offenses (Total)</b>	<b>0</b>	<b>0.0</b>	<b>0</b>	<b>0.0</b>
Murder	0	0.0	0	0.0
Negligent Manslaughter	0	0.0	0	0.0
Negligent Vehicular Manslaughter	0	0.0	0	0.0
<b>Kidnapping/Abduction</b>	<b>0</b>	<b>0.0</b>	<b>0</b>	<b>0.0</b>
<b>Sex Offenses (Forcible) (Total)</b>	<b>0</b>	<b>0.0</b>	<b>0</b>	<b>0.0</b>
Forcible Rape	0	0.0	0	0.0
Forcible Sodomy	0	0.0	0	0.0
Sexual Assault W/Object	0	0.0	0	0.0
Criminal Sexual Contact	0	0.0	0	0.0
<b>Robbery</b>	<b>0</b>	<b>0.0</b>	<b>0</b>	<b>0.0</b>
<b>Assault Offenses (Total)</b>	<b>0</b>	<b>0.0</b>	<b>0</b>	<b>0.0</b>
Aggravated Assault	0	0.0	0	0.0
Simple Assault	0	0.0	0	0.0
Intimidation	0	0.0	0	0.0
Stalking	0	0.0	0	0.0
<b>Arson</b>	<b>0</b>	<b>0.0</b>	<b>0</b>	<b>0.0</b>
<b>Extortion/Blackmail</b>	<b>0</b>	<b>0.0</b>	<b>0</b>	<b>0.0</b>
<b>Burglary</b>	<b>0</b>	<b>0.0</b>	<b>0</b>	<b>0.0</b>
<b>Larceny/Theft Offenses (Total)</b>	<b>1</b>	<b>0.5</b>	<b>0</b>	<b>0.0</b>
Theft - Pocket-picking	0	0.0	0	0.0
Theft - Purse Snatching	0	0.0	0	0.0
Theft - Shoplifting	0	0.0	0	0.0
Theft From Building	0	0.0	0	0.0
Theft From Coin Machine	0	0.0	0	0.0
Theft From Motor Vehicle	1	0.5	0	0.0
Theft of Motor Vehicle Parts	0	0.0	0	0.0
Theft - All Other Larceny	0	0.0	0	0.0
<b>Motor Vehicle Theft</b>	<b>0</b>	<b>0.0</b>	<b>0</b>	<b>0.0</b>
<b>Counterfeiting/Forgery</b>	<b>0</b>	<b>0.0</b>	<b>0</b>	<b>0.0</b>
<b>Fraud Offenses (Total)</b>	<b>0</b>	<b>0.0</b>	<b>0</b>	<b>0.0</b>
Fraud - Computer Hacking/Invasion	0	0.0	0	0.0
Fraud - Credit Card/ATM	0	0.0	0	0.0
Fraud - False Pretenses	0	0.0	0	0.0
Fraud - Identity Theft	0	0.0	0	0.0
Fraud - Impersonation	0	0.0	0	0.0
Fraud - Welfare	0	0.0	0	0.0
Fraud - Wire	0	0.0	0	0.0
<b>Embezzlement</b>	<b>0</b>	<b>0.0</b>	<b>0</b>	<b>0.0</b>
<b>Stolen Property Offenses</b>	<b>0</b>	<b>0.0</b>	<b>0</b>	<b>0.0</b>
<b>Destruction/Damage/Vandalism</b>	<b>1</b>	<b>0.5</b>	<b>1</b>	<b>100.0</b>
<b>Drug/Narcotic Violations (Total)</b>	<b>0</b>	<b>0.0</b>	<b>0</b>	<b>0.0</b>
Drug/Narcotic Violations	0	0.0	0	0.0
Drug/Narcotic Equipment Violations	0	0.0	0	0.0

GROUP A OFFENSES	Offense	Rate per 1,000	Cleared	% Cleared
<b>Sex Offenses (Nonforcible) (Total)</b>	<b>0</b>	<b>0.0</b>	<b>0</b>	<b>0.0</b>
Incest	0	0.0	0	0.0
Statutory Rape	0	0.0	0	0.0
<b>Pornography/Obscene Material</b>	<b>0</b>	<b>0.0</b>	<b>0</b>	<b>0.0</b>
<b>Gambling Offenses (Total)</b>	<b>0</b>	<b>0.0</b>	<b>0</b>	<b>0.0</b>
Gambling - Betting/Wagering	0	0.0	0	0.0
Gambling - Operating/Promoting	0	0.0	0	0.0
Gambling - Equipment Violations	0	0.0	0	0.0
Gambling - Sports Tampering	0	0.0	0	0.0
<b>Prostitution Offenses (Total)</b>	<b>0</b>	<b>0.0</b>	<b>0</b>	<b>0.0</b>
Prostitution	0	0.0	0	0.0
Prostitution Assisting/Promoting	0	0.0	0	0.0
Purchasing Prostitution	0	0.0	0	0.0
<b>Human Trafficking Offenses (Total)</b>	<b>0</b>	<b>0.0</b>	<b>0</b>	<b>0.0</b>
Commercial Sex Acts	0	0.0	0	0.0
Involuntary Servitude	0	0.0	0	0.0
<b>Bribery</b>	<b>0</b>	<b>0.0</b>	<b>0</b>	<b>0.0</b>
<b>Weapon Law Violations</b>	<b>0</b>	<b>0.0</b>	<b>0</b>	<b>0.0</b>
<b>Animal Cruelty</b>	<b>0</b>	<b>0.0</b>	<b>0</b>	<b>0.0</b>

GROUP B OFFENSES	Offenses	Rate per 1,000
Bad Checks	0	0.0
Curfew/Vagrancy	0	0.0
Disorderly Conduct	0	0.0
DUI	0	0.0
Drunkenness	0	0.0
Family-Non Violent	0	0.0
Liquor Law Violations	0	0.0
Peeping Tom	0	0.0
Trespass	0	0.0
All Other Offenses	0	0.0

2025 Fall Term Campus Population	
Undergraduate Enrollment	0
Graduate Enrollment	1,797
Staff Personnel	120
Faculty Personnel	65
Security Personnel	13
<b>Total Campus Population</b>	<b>1,995</b>



**Columbia State Community College - 2025**

<b>GROUP A OFFENSES</b>	Offense	Rate per 1,000	Cleared	% Cleared
<b>Homicide Offenses (Total)</b>	<b>0</b>	<b>0.0</b>	<b>0</b>	<b>0.0</b>
Murder	0	0.0	0	0.0
Negligent Manslaughter	0	0.0	0	0.0
Negligent Vehicular Manslaughter	0	0.0	0	0.0
<b>Kidnapping/Abduction</b>	<b>0</b>	<b>0.0</b>	<b>0</b>	<b>0.0</b>
<b>Sex Offenses (Forcible) (Total)</b>	<b>0</b>	<b>0.0</b>	<b>0</b>	<b>0.0</b>
Forcible Rape	0	0.0	0	0.0
Forcible Sodomy	0	0.0	0	0.0
Sexual Assault W/Object	0	0.0	0	0.0
Criminal Sexual Contact	0	0.0	0	0.0
<b>Robbery</b>	<b>0</b>	<b>0.0</b>	<b>0</b>	<b>0.0</b>
<b>Assault Offenses (Total)</b>	<b>0</b>	<b>0.0</b>	<b>0</b>	<b>0.0</b>
Aggravated Assault	0	0.0	0	0.0
Simple Assault	0	0.0	0	0.0
Intimidation	0	0.0	0	0.0
Stalking	0	0.0	0	0.0
<b>Arson</b>	<b>0</b>	<b>0.0</b>	<b>0</b>	<b>0.0</b>
<b>Extortion/Blackmail</b>	<b>0</b>	<b>0.0</b>	<b>0</b>	<b>0.0</b>
<b>Burglary</b>	<b>0</b>	<b>0.0</b>	<b>0</b>	<b>0.0</b>
<b>Larceny/Theft Offenses (Total)</b>	<b>1</b>	<b>0.2</b>	<b>0</b>	<b>0.0</b>
Theft - Pocket-picking	0	0.0	0	0.0
Theft - Purse Snatching	0	0.0	0	0.0
Theft - Shoplifting	0	0.0	0	0.0
Theft From Building	1	0.2	0	0.0
Theft From Coin Machine	0	0.0	0	0.0
Theft From Motor Vehicle	0	0.0	0	0.0
Theft of Motor Vehicle Parts	0	0.0	0	0.0
Theft - All Other Larceny	0	0.0	0	0.0
<b>Motor Vehicle Theft</b>	<b>0</b>	<b>0.0</b>	<b>0</b>	<b>0.0</b>
<b>Counterfeiting/Forgery</b>	<b>0</b>	<b>0.0</b>	<b>0</b>	<b>0.0</b>
<b>Fraud Offenses (Total)</b>	<b>0</b>	<b>0.0</b>	<b>0</b>	<b>0.0</b>
Fraud - Computer Hacking/Invasion	0	0.0	0	0.0
Fraud - Credit Card/ATM	0	0.0	0	0.0
Fraud - False Pretenses	0	0.0	0	0.0
Fraud - Identity Theft	0	0.0	0	0.0
Fraud - Impersonation	0	0.0	0	0.0
Fraud - Welfare	0	0.0	0	0.0
Fraud - Wire	0	0.0	0	0.0
<b>Embezzlement</b>	<b>0</b>	<b>0.0</b>	<b>0</b>	<b>0.0</b>
<b>Stolen Property Offenses</b>	<b>0</b>	<b>0.0</b>	<b>0</b>	<b>0.0</b>
<b>Destruction/Damage/Vandalism</b>	<b>1</b>	<b>0.2</b>	<b>0</b>	<b>0.0</b>
<b>Drug/Narcotic Violations (Total)</b>	<b>0</b>	<b>0.0</b>	<b>0</b>	<b>0.0</b>
Drug/Narcotic Violations	0	0.0	0	0.0
Drug/Narcotic Equipment Violations	0	0.0	0	0.0

<b>GROUP A OFFENSES</b>	Offense	Rate per 1,000	Cleared	% Cleared
<b>Sex Offenses (Nonforcible) (Total)</b>	<b>0</b>	<b>0.0</b>	<b>0</b>	<b>0.0</b>
Incest	0	0.0	0	0.0
Statutory Rape	0	0.0	0	0.0
<b>Pornography/Obscene Material</b>	<b>0</b>	<b>0.0</b>	<b>0</b>	<b>0.0</b>
<b>Gambling Offenses (Total)</b>	<b>0</b>	<b>0.0</b>	<b>0</b>	<b>0.0</b>
Gambling - Betting/Wagering	0	0.0	0	0.0
Gambling - Operating/Promoting	0	0.0	0	0.0
Gambling - Equipment Violations	0	0.0	0	0.0
Gambling - Sports Tampering	0	0.0	0	0.0
<b>Prostitution Offenses (Total)</b>	<b>0</b>	<b>0.0</b>	<b>0</b>	<b>0.0</b>
Prostitution	0	0.0	0	0.0
Prostitution Assisting/Promoting	0	0.0	0	0.0
Purchasing Prostitution	0	0.0	0	0.0
<b>Human Trafficking Offenses (Total)</b>	<b>0</b>	<b>0.0</b>	<b>0</b>	<b>0.0</b>
Commercial Sex Acts	0	0.0	0	0.0
Involuntary Servitude	0	0.0	0	0.0
<b>Bribery</b>	<b>0</b>	<b>0.0</b>	<b>0</b>	<b>0.0</b>
<b>Weapon Law Violations</b>	<b>0</b>	<b>0.0</b>	<b>0</b>	<b>0.0</b>
<b>Animal Cruelty</b>	<b>0</b>	<b>0.0</b>	<b>0</b>	<b>0.0</b>

<b>GROUP B OFFENSES</b>	Offenses	Rate per 1,000
Bad Checks	0	0.0
Curfew/Vagrancy	0	0.0
Disorderly Conduct	0	0.0
DUI	0	0.0
Drunkenness	0	0.0
Family-Non Violent	0	0.0
Liquor Law Violations	0	0.0
Peeping Tom	0	0.0
Trespass	0	0.0
All Other Offenses	0	0.0

<b>2025 Fall Term Campus Population</b>	
Undergraduate Enrollment	4,837
Graduate Enrollment	0
Staff Personnel	187
Faculty Personnel	327
Security Personnel	10
<b>Total Campus Population</b>	<b>5,361</b>



**Cumberland University - 2025**

<b>GROUP A OFFENSES</b>	Offense	Rate per 1,000	Cleared	% Cleared
<b>Homicide Offenses (Total)</b>	<b>0</b>	<b>0.0</b>	<b>0</b>	<b>0.0</b>
Murder	0	0.0	0	0.0
Negligent Manslaughter	0	0.0	0	0.0
Negligent Vehicular Manslaughter	0	0.0	0	0.0
<b>Kidnapping/Abduction</b>	<b>0</b>	<b>0.0</b>	<b>0</b>	<b>0.0</b>
<b>Sex Offenses (Forcible) (Total)</b>	<b>0</b>	<b>0.0</b>	<b>0</b>	<b>0.0</b>
Forcible Rape	0	0.0	0	0.0
Forcible Sodomy	0	0.0	0	0.0
Sexual Assault W/Object	0	0.0	0	0.0
Criminal Sexual Contact	0	0.0	0	0.0
<b>Robbery</b>	<b>0</b>	<b>0.0</b>	<b>0</b>	<b>0.0</b>
<b>Assault Offenses (Total)</b>	<b>2</b>	<b>0.7</b>	<b>0</b>	<b>0.0</b>
Aggravated Assault	0	0.0	0	0.0
Simple Assault	0	0.0	0	0.0
Intimidation	2	0.7	0	0.0
Stalking	0	0.0	0	0.0
<b>Arson</b>	<b>0</b>	<b>0.0</b>	<b>0</b>	<b>0.0</b>
<b>Extortion/Blackmail</b>	<b>0</b>	<b>0.0</b>	<b>0</b>	<b>0.0</b>
<b>Burglary</b>	<b>0</b>	<b>0.0</b>	<b>0</b>	<b>0.0</b>
<b>Larceny/Theft Offenses (Total)</b>	<b>0</b>	<b>0.0</b>	<b>0</b>	<b>0.0</b>
Theft - Pocket-picking	0	0.0	0	0.0
Theft - Purse Snatching	0	0.0	0	0.0
Theft - Shoplifting	0	0.0	0	0.0
Theft From Building	0	0.0	0	0.0
Theft From Coin Machine	0	0.0	0	0.0
Theft From Motor Vehicle	0	0.0	0	0.0
Theft of Motor Vehicle Parts	0	0.0	0	0.0
Theft - All Other Larceny	0	0.0	0	0.0
<b>Motor Vehicle Theft</b>	<b>0</b>	<b>0.0</b>	<b>0</b>	<b>0.0</b>
<b>Counterfeiting/Forgery</b>	<b>0</b>	<b>0.0</b>	<b>0</b>	<b>0.0</b>
<b>Fraud Offenses (Total)</b>	<b>0</b>	<b>0.0</b>	<b>0</b>	<b>0.0</b>
Fraud - Computer Hacking/Invasion	0	0.0	0	0.0
Fraud - Credit Card/ATM	0	0.0	0	0.0
Fraud - False Pretenses	0	0.0	0	0.0
Fraud - Identity Theft	0	0.0	0	0.0
Fraud - Impersonation	0	0.0	0	0.0
Fraud - Welfare	0	0.0	0	0.0
Fraud - Wire	0	0.0	0	0.0
<b>Embezzlement</b>	<b>0</b>	<b>0.0</b>	<b>0</b>	<b>0.0</b>
<b>Stolen Property Offenses</b>	<b>0</b>	<b>0.0</b>	<b>0</b>	<b>0.0</b>
<b>Destruction/Damage/Vandalism</b>	<b>0</b>	<b>0.0</b>	<b>0</b>	<b>0.0</b>
<b>Drug/Narcotic Violations (Total)</b>	<b>2</b>	<b>0.7</b>	<b>2</b>	<b>100.0</b>
Drug/Narcotic Violations	1	0.3	1	100.0
Drug/Narcotic Equipment Violations	1	0.3	1	100.0

<b>GROUP A OFFENSES</b>	Offense	Rate per 1,000	Cleared	% Cleared
<b>Sex Offenses (Nonforcible) (Total)</b>	<b>0</b>	<b>0.0</b>	<b>0</b>	<b>0.0</b>
Incest	0	0.0	0	0.0
Statutory Rape	0	0.0	0	0.0
<b>Pornography/Obscene Material</b>	<b>0</b>	<b>0.0</b>	<b>0</b>	<b>0.0</b>
<b>Gambling Offenses (Total)</b>	<b>0</b>	<b>0.0</b>	<b>0</b>	<b>0.0</b>
Gambling - Betting/Wagering	0	0.0	0	0.0
Gambling - Operating/Promoting	0	0.0	0	0.0
Gambling - Equipment Violations	0	0.0	0	0.0
Gambling - Sports Tampering	0	0.0	0	0.0
<b>Prostitution Offenses (Total)</b>	<b>0</b>	<b>0.0</b>	<b>0</b>	<b>0.0</b>
Prostitution	0	0.0	0	0.0
Prostitution Assisting/Promoting	0	0.0	0	0.0
Purchasing Prostitution	0	0.0	0	0.0
<b>Human Trafficking Offenses (Total)</b>	<b>0</b>	<b>0.0</b>	<b>0</b>	<b>0.0</b>
Commercial Sex Acts	0	0.0	0	0.0
Involuntary Servitude	0	0.0	0	0.0
<b>Bribery</b>	<b>0</b>	<b>0.0</b>	<b>0</b>	<b>0.0</b>
<b>Weapon Law Violations</b>	<b>0</b>	<b>0.0</b>	<b>0</b>	<b>0.0</b>
<b>Animal Cruelty</b>	<b>0</b>	<b>0.0</b>	<b>0</b>	<b>0.0</b>

<b>GROUP B OFFENSES</b>	Offenses	Rate per 1,000
Bad Checks	0	0.0
Curfew/Vagrancy	0	0.0
Disorderly Conduct	0	0.0
DUI	0	0.0
Drunkenness	0	0.0
Family-Non Violent	0	0.0
Liquor Law Violations	0	0.0
Peeping Tom	0	0.0
Trespass	0	0.0
All Other Offenses	0	0.0

<b>2025 Fall Term Campus Population</b>	
Undergraduate Enrollment	2,309
Graduate Enrollment	312
Staff Personnel	132
Faculty Personnel	281
Security Personnel	12
<b>Total Campus Population</b>	<b>3,046</b>



## Dyersburg State Community College - 2025

GROUP A OFFENSES	Offense	Rate per 1,000	Cleared	% Cleared
<b>Homicide Offenses (Total)</b>	<b>0</b>	<b>0.0</b>	<b>0</b>	<b>0.0</b>
Murder	0	0.0	0	0.0
Negligent Manslaughter	0	0.0	0	0.0
Negligent Vehicular Manslaughter	0	0.0	0	0.0
<b>Kidnapping/Abduction</b>	<b>0</b>	<b>0.0</b>	<b>0</b>	<b>0.0</b>
<b>Sex Offenses (Forcible) (Total)</b>	<b>0</b>	<b>0.0</b>	<b>0</b>	<b>0.0</b>
Forcible Rape	0	0.0	0	0.0
Forcible Sodomy	0	0.0	0	0.0
Sexual Assault W/Object	0	0.0	0	0.0
Criminal Sexual Contact	0	0.0	0	0.0
<b>Robbery</b>	<b>0</b>	<b>0.0</b>	<b>0</b>	<b>0.0</b>
<b>Assault Offenses (Total)</b>	<b>0</b>	<b>0.0</b>	<b>0</b>	<b>0.0</b>
Aggravated Assault	0	0.0	0	0.0
Simple Assault	0	0.0	0	0.0
Intimidation	0	0.0	0	0.0
Stalking	0	0.0	0	0.0
<b>Arson</b>	<b>0</b>	<b>0.0</b>	<b>0</b>	<b>0.0</b>
<b>Extortion/Blackmail</b>	<b>0</b>	<b>0.0</b>	<b>0</b>	<b>0.0</b>
<b>Burglary</b>	<b>0</b>	<b>0.0</b>	<b>0</b>	<b>0.0</b>
<b>Larceny/Theft Offenses (Total)</b>	<b>0</b>	<b>0.0</b>	<b>0</b>	<b>0.0</b>
Theft - Pocket-picking	0	0.0	0	0.0
Theft - Purse Snatching	0	0.0	0	0.0
Theft - Shoplifting	0	0.0	0	0.0
Theft From Building	0	0.0	0	0.0
Theft From Coin Machine	0	0.0	0	0.0
Theft From Motor Vehicle	0	0.0	0	0.0
Theft of Motor Vehicle Parts	0	0.0	0	0.0
Theft - All Other Larceny	0	0.0	0	0.0
<b>Motor Vehicle Theft</b>	<b>0</b>	<b>0.0</b>	<b>0</b>	<b>0.0</b>
<b>Counterfeiting/Forgery</b>	<b>0</b>	<b>0.0</b>	<b>0</b>	<b>0.0</b>
<b>Fraud Offenses (Total)</b>	<b>0</b>	<b>0.0</b>	<b>0</b>	<b>0.0</b>
Fraud - Computer Hacking/Invasion	0	0.0	0	0.0
Fraud - Credit Card/ATM	0	0.0	0	0.0
Fraud - False Pretenses	0	0.0	0	0.0
Fraud - Identity Theft	0	0.0	0	0.0
Fraud - Impersonation	0	0.0	0	0.0
Fraud - Welfare	0	0.0	0	0.0
Fraud - Wire	0	0.0	0	0.0
<b>Embezzlement</b>	<b>0</b>	<b>0.0</b>	<b>0</b>	<b>0.0</b>
<b>Stolen Property Offenses</b>	<b>0</b>	<b>0.0</b>	<b>0</b>	<b>0.0</b>
<b>Destruction/Damage/Vandalism</b>	<b>0</b>	<b>0.0</b>	<b>0</b>	<b>0.0</b>
<b>Drug/Narcotic Violations (Total)</b>	<b>0</b>	<b>0.0</b>	<b>0</b>	<b>0.0</b>
Drug/Narcotic Violations	0	0.0	0	0.0
Drug/Narcotic Equipment Violations	0	0.0	0	0.0

GROUP A OFFENSES	Offense	Rate per 1,000	Cleared	% Cleared
<b>Sex Offenses (Nonforcible) (Total)</b>	<b>0</b>	<b>0.0</b>	<b>0</b>	<b>0.0</b>
Incest	0	0.0	0	0.0
Statutory Rape	0	0.0	0	0.0
<b>Pornography/Obscene Material</b>	<b>0</b>	<b>0.0</b>	<b>0</b>	<b>0.0</b>
<b>Gambling Offenses (Total)</b>	<b>0</b>	<b>0.0</b>	<b>0</b>	<b>0.0</b>
Gambling - Betting/Wagering	0	0.0	0	0.0
Gambling - Operating/Promoting	0	0.0	0	0.0
Gambling - Equipment Violations	0	0.0	0	0.0
Gambling - Sports Tampering	0	0.0	0	0.0
<b>Prostitution Offenses (Total)</b>	<b>0</b>	<b>0.0</b>	<b>0</b>	<b>0.0</b>
Prostitution	0	0.0	0	0.0
Prostitution Assisting/Promoting	0	0.0	0	0.0
Purchasing Prostitution	0	0.0	0	0.0
<b>Human Trafficking Offenses (Total)</b>	<b>0</b>	<b>0.0</b>	<b>0</b>	<b>0.0</b>
Commercial Sex Acts	0	0.0	0	0.0
Involuntary Servitude	0	0.0	0	0.0
<b>Bribery</b>	<b>0</b>	<b>0.0</b>	<b>0</b>	<b>0.0</b>
<b>Weapon Law Violations</b>	<b>0</b>	<b>0.0</b>	<b>0</b>	<b>0.0</b>
<b>Animal Cruelty</b>	<b>0</b>	<b>0.0</b>	<b>0</b>	<b>0.0</b>

GROUP B OFFENSES	Offenses	Rate per 1,000
Bad Checks	0	0.0
Curfew/Vagrancy	0	0.0
Disorderly Conduct	0	0.0
DUI	0	0.0
Drunkenness	0	0.0
Family-Non Violent	0	0.0
Liquor Law Violations	0	0.0
Peeping Tom	0	0.0
Trespass	0	0.0
All Other Offenses	0	0.0

2025 Fall Term Campus Population	
Undergraduate Enrollment	2,467
Graduate Enrollment	0
Staff Personnel	144
Faculty Personnel	73
Security Personnel	8
<b>Total Campus Population</b>	<b>2,692</b>



## East Tennessee State University - 2025

GROUP A OFFENSES	Offense	Rate per 1,000	Cleared	% Cleared
<b>Homicide Offenses (Total)</b>	<b>0</b>	<b>0.0</b>	<b>0</b>	<b>0.0</b>
Murder	0	0.0	0	0.0
Negligent Manslaughter	0	0.0	0	0.0
Negligent Vehicular Manslaughter	0	0.0	0	0.0
<b>Kidnapping/Abduction</b>	<b>0</b>	<b>0.0</b>	<b>0</b>	<b>0.0</b>
<b>Sex Offenses (Forcible) (Total)</b>	<b>4</b>	<b>0.2</b>	<b>1</b>	<b>25.0</b>
Forcible Rape	3	0.2	1	33.3
Forcible Sodomy	0	0.0	0	0.0
Sexual Assault W/Object	0	0.0	0	0.0
Criminal Sexual Contact	1	0.1	0	0.0
<b>Robbery</b>	<b>0</b>	<b>0.0</b>	<b>0</b>	<b>0.0</b>
<b>Assault Offenses (Total)</b>	<b>36</b>	<b>2.0</b>	<b>25</b>	<b>69.4</b>
Aggravated Assault	0	0.0	0	0.0
Simple Assault	14	0.8	10	71.4
Intimidation	21	1.2	15	71.4
Stalking	1	0.1	0	0.0
<b>Arson</b>	<b>0</b>	<b>0.0</b>	<b>0</b>	<b>0.0</b>
<b>Extortion/Blackmail</b>	<b>0</b>	<b>0.0</b>	<b>0</b>	<b>0.0</b>
<b>Burglary</b>	<b>8</b>	<b>0.4</b>	<b>1</b>	<b>12.5</b>
<b>Larceny/Theft Offenses (Total)</b>	<b>43</b>	<b>2.4</b>	<b>8</b>	<b>18.6</b>
Theft - Pocket-picking	0	0.0	0	0.0
Theft - Purse Snatching	0	0.0	0	0.0
Theft - Shoplifting	0	0.0	0	0.0
Theft From Building	22	1.2	6	27.3
Theft From Coin Machine	0	0.0	0	0.0
Theft From Motor Vehicle	1	0.1	0	0.0
Theft of Motor Vehicle Parts	1	0.1	0	0.0
Theft - All Other Larceny	19	1.1	2	10.5
<b>Motor Vehicle Theft</b>	<b>3</b>	<b>0.2</b>	<b>2</b>	<b>66.7</b>
<b>Counterfeiting/Forgery</b>	<b>0</b>	<b>0.0</b>	<b>0</b>	<b>0.0</b>
<b>Fraud Offenses (Total)</b>	<b>3</b>	<b>0.2</b>	<b>0</b>	<b>0.0</b>
Fraud - Computer Hacking/Invasion	0	0.0	0	0.0
Fraud - Credit Card/ATM	0	0.0	0	0.0
Fraud - False Pretenses	3	0.2	0	0.0
Fraud - Identity Theft	0	0.0	0	0.0
Fraud - Impersonation	0	0.0	0	0.0
Fraud - Welfare	0	0.0	0	0.0
Fraud - Wire	0	0.0	0	0.0
<b>Embezzlement</b>	<b>0</b>	<b>0.0</b>	<b>0</b>	<b>0.0</b>
<b>Stolen Property Offenses</b>	<b>0</b>	<b>0.0</b>	<b>0</b>	<b>0.0</b>
<b>Destruction/Damage/Vandalism</b>	<b>24</b>	<b>1.3</b>	<b>4</b>	<b>16.7</b>
<b>Drug/Narcotic Violations (Total)</b>	<b>6</b>	<b>0.3</b>	<b>6</b>	<b>100.0</b>
Drug/Narcotic Violations	2	0.1	2	100.0
Drug/Narcotic Equipment Violations	4	0.2	4	100.0

GROUP A OFFENSES	Offense	Rate per 1,000	Cleared	% Cleared
<b>Sex Offenses (Nonforcible) (Total)</b>	<b>0</b>	<b>0.0</b>	<b>0</b>	<b>0.0</b>
Incest	0	0.0	0	0.0
Statutory Rape	0	0.0	0	0.0
<b>Pornography/Obscene Material</b>	<b>1</b>	<b>0.1</b>	<b>0</b>	<b>0.0</b>
<b>Gambling Offenses (Total)</b>	<b>0</b>	<b>0.0</b>	<b>0</b>	<b>0.0</b>
Gambling - Betting/Wagering	0	0.0	0	0.0
Gambling - Operating/Promoting	0	0.0	0	0.0
Gambling - Equipment Violations	0	0.0	0	0.0
Gambling - Sports Tampering	0	0.0	0	0.0
<b>Prostitution Offenses (Total)</b>	<b>0</b>	<b>0.0</b>	<b>0</b>	<b>0.0</b>
Prostitution	0	0.0	0	0.0
Prostitution Assisting/Promoting	0	0.0	0	0.0
Purchasing Prostitution	0	0.0	0	0.0
<b>Human Trafficking Offenses (Total)</b>	<b>0</b>	<b>0.0</b>	<b>0</b>	<b>0.0</b>
Commercial Sex Acts	0	0.0	0	0.0
Involuntary Servitude	0	0.0	0	0.0
<b>Bribery</b>	<b>0</b>	<b>0.0</b>	<b>0</b>	<b>0.0</b>
<b>Weapon Law Violations</b>	<b>0</b>	<b>0.0</b>	<b>0</b>	<b>0.0</b>
<b>Animal Cruelty</b>	<b>0</b>	<b>0.0</b>	<b>0</b>	<b>0.0</b>

GROUP B OFFENSES	Offenses	Rate per 1,000
Bad Checks	0	0.0
Curfew/Vagrancy	0	0.0
Disorderly Conduct	1	0.0
DUI	3	0.0
Drunkenness	1	0.0
Family-Non Violent	0	0.0
Liquor Law Violations	13	0.0
Peeping Tom	0	0.0
Trespass	5	0.0
All Other Offenses	5	0.0

2025 Fall Term Campus Population	
Undergraduate Enrollment	12,038
Graduate Enrollment	2,350
Staff Personnel	2,507
Faculty Personnel	1,019
Security Personnel	31
<b>Total Campus Population</b>	<b>17,945</b>



## Fisk University - 2025

GROUP A OFFENSES	Offense	Rate per 1,000	Cleared	% Cleared
<b>Homicide Offenses (Total)</b>	<b>0</b>	<b>0.0</b>	<b>0</b>	<b>0.0</b>
Murder	0	0.0	0	0.0
Negligent Manslaughter	0	0.0	0	0.0
Negligent Vehicular Manslaughter	0	0.0	0	0.0
<b>Kidnapping/Abduction</b>	<b>0</b>	<b>0.0</b>	<b>0</b>	<b>0.0</b>
<b>Sex Offenses (Forcible) (Total)</b>	<b>0</b>	<b>0.0</b>	<b>0</b>	<b>0.0</b>
Forcible Rape	0	0.0	0	0.0
Forcible Sodomy	0	0.0	0	0.0
Sexual Assault W/Object	0	0.0	0	0.0
Criminal Sexual Contact	0	0.0	0	0.0
<b>Robbery</b>	<b>0</b>	<b>0.0</b>	<b>0</b>	<b>0.0</b>
<b>Assault Offenses (Total)</b>	<b>10</b>	<b>8.9</b>	<b>2</b>	<b>20.0</b>
Aggravated Assault	0	0.0	0	0.0
Simple Assault	6	5.3	2	33.3
Intimidation	2	1.8	0	0.0
Stalking	2	1.8	0	0.0
<b>Arson</b>	<b>0</b>	<b>0.0</b>	<b>0</b>	<b>0.0</b>
<b>Extortion/Blackmail</b>	<b>0</b>	<b>0.0</b>	<b>0</b>	<b>0.0</b>
<b>Burglary</b>	<b>3</b>	<b>2.7</b>	<b>1</b>	<b>33.3</b>
<b>Larceny/Theft Offenses (Total)</b>	<b>4</b>	<b>3.6</b>	<b>0</b>	<b>0.0</b>
Theft - Pocket-picking	0	0.0	0	0.0
Theft - Purse Snatching	0	0.0	0	0.0
Theft - Shoplifting	0	0.0	0	0.0
Theft From Building	2	1.8	0	0.0
Theft From Coin Machine	0	0.0	0	0.0
Theft From Motor Vehicle	1	0.9	0	0.0
Theft of Motor Vehicle Parts	1	0.9	0	0.0
Theft - All Other Larceny	0	0.0	0	0.0
<b>Motor Vehicle Theft</b>	<b>2</b>	<b>1.8</b>	<b>0</b>	<b>0.0</b>
<b>Counterfeiting/Forgery</b>	<b>0</b>	<b>0.0</b>	<b>0</b>	<b>0.0</b>
<b>Fraud Offenses (Total)</b>	<b>1</b>	<b>0.9</b>	<b>0</b>	<b>0.0</b>
Fraud - Computer Hacking/Invasion	0	0.0	0	0.0
Fraud - Credit Card/ATM	0	0.0	0	0.0
Fraud - False Pretenses	1	0.9	0	0.0
Fraud - Identity Theft	0	0.0	0	0.0
Fraud - Impersonation	0	0.0	0	0.0
Fraud - Welfare	0	0.0	0	0.0
Fraud - Wire	0	0.0	0	0.0
<b>Embezzlement</b>	<b>0</b>	<b>0.0</b>	<b>0</b>	<b>0.0</b>
<b>Stolen Property Offenses</b>	<b>0</b>	<b>0.0</b>	<b>0</b>	<b>0.0</b>
<b>Destruction/Damage/Vandalism</b>	<b>4</b>	<b>3.6</b>	<b>0</b>	<b>0.0</b>
<b>Drug/Narcotic Violations (Total)</b>	<b>12</b>	<b>10.7</b>	<b>1</b>	<b>8.3</b>
Drug/Narcotic Violations	11	9.8	1	9.1
Drug/Narcotic Equipment Violations	1	0.9	0	0.0

GROUP A OFFENSES	Offense	Rate per 1,000	Cleared	% Cleared
<b>Sex Offenses (Nonforcible) (Total)</b>	<b>0</b>	<b>0.0</b>	<b>0</b>	<b>0.0</b>
Incest	0	0.0	0	0.0
Statutory Rape	0	0.0	0	0.0
<b>Pornography/Obscene Material</b>	<b>0</b>	<b>0.0</b>	<b>0</b>	<b>0.0</b>
<b>Gambling Offenses (Total)</b>	<b>0</b>	<b>0.0</b>	<b>0</b>	<b>0.0</b>
Gambling - Betting/Wagering	0	0.0	0	0.0
Gambling - Operating/Promoting	0	0.0	0	0.0
Gambling - Equipment Violations	0	0.0	0	0.0
Gambling - Sports Tampering	0	0.0	0	0.0
<b>Prostitution Offenses (Total)</b>	<b>0</b>	<b>0.0</b>	<b>0</b>	<b>0.0</b>
Prostitution	0	0.0	0	0.0
Prostitution Assisting/Promoting	0	0.0	0	0.0
Purchasing Prostitution	0	0.0	0	0.0
<b>Human Trafficking Offenses (Total)</b>	<b>0</b>	<b>0.0</b>	<b>0</b>	<b>0.0</b>
Commercial Sex Acts	0	0.0	0	0.0
Involuntary Servitude	0	0.0	0	0.0
<b>Bribery</b>	<b>0</b>	<b>0.0</b>	<b>0</b>	<b>0.0</b>
<b>Weapon Law Violations</b>	<b>2</b>	<b>1.8</b>	<b>0</b>	<b>0.0</b>
<b>Animal Cruelty</b>	<b>0</b>	<b>0.0</b>	<b>0</b>	<b>0.0</b>

GROUP B OFFENSES	Offenses	Rate per 1,000
Bad Checks	0	0.0
Curfew/Vagrancy	0	0.0
Disorderly Conduct	0	0.0
DUI	0	0.0
Drunkenness	0	0.0
Family-Non Violent	0	0.0
Liquor Law Violations	0	0.0
Peeping Tom	0	0.0
Trespass	0	0.0
All Other Offenses	0	0.0

2025 Fall Term Campus Population	
Undergraduate Enrollment	782
Graduate Enrollment	44
Staff Personnel	213
Faculty Personnel	72
Security Personnel	14
<b>Total Campus Population</b>	<b>1,125</b>



Freed-Hardeman University - 2025

GROUP A OFFENSES	Offense	Rate per 1,000	Cleared	% Cleared
<b>Homicide Offenses (Total)</b>	<b>0</b>	<b>0.0</b>	<b>0</b>	<b>0.0</b>
Murder	0	0.0	0	0.0
Negligent Manslaughter	0	0.0	0	0.0
Negligent Vehicular Manslaughter	0	0.0	0	0.0
<b>Kidnapping/Abduction</b>	<b>0</b>	<b>0.0</b>	<b>0</b>	<b>0.0</b>
<b>Sex Offenses (Forcible) (Total)</b>	<b>0</b>	<b>0.0</b>	<b>0</b>	<b>0.0</b>
Forcible Rape	0	0.0	0	0.0
Forcible Sodomy	0	0.0	0	0.0
Sexual Assault W/Object	0	0.0	0	0.0
Criminal Sexual Contact	0	0.0	0	0.0
<b>Robbery</b>	<b>0</b>	<b>0.0</b>	<b>0</b>	<b>0.0</b>
<b>Assault Offenses (Total)</b>	<b>0</b>	<b>0.0</b>	<b>0</b>	<b>0.0</b>
Aggravated Assault	0	0.0	0	0.0
Simple Assault	0	0.0	0	0.0
Intimidation	0	0.0	0	0.0
Stalking	0	0.0	0	0.0
<b>Arson</b>	<b>0</b>	<b>0.0</b>	<b>0</b>	<b>0.0</b>
<b>Extortion/Blackmail</b>	<b>0</b>	<b>0.0</b>	<b>0</b>	<b>0.0</b>
<b>Burglary</b>	<b>1</b>	<b>0.5</b>	<b>0</b>	<b>0.0</b>
<b>Larceny/Theft Offenses (Total)</b>	<b>8</b>	<b>3.7</b>	<b>1</b>	<b>12.5</b>
Theft - Pocket-picking	0	0.0	0	0.0
Theft - Purse Snatching	0	0.0	0	0.0
Theft - Shoplifting	0	0.0	0	0.0
Theft From Building	0	0.0	0	0.0
Theft From Coin Machine	0	0.0	0	0.0
Theft From Motor Vehicle	8	3.7	1	12.5
Theft of Motor Vehicle Parts	0	0.0	0	0.0
Theft - All Other Larceny	0	0.0	0	0.0
<b>Motor Vehicle Theft</b>	<b>1</b>	<b>0.5</b>	<b>0</b>	<b>0.0</b>
<b>Counterfeiting/Forgery</b>	<b>0</b>	<b>0.0</b>	<b>0</b>	<b>0.0</b>
<b>Fraud Offenses (Total)</b>	<b>0</b>	<b>0.0</b>	<b>0</b>	<b>0.0</b>
Fraud - Computer Hacking/Invasion	0	0.0	0	0.0
Fraud - Credit Card/ATM	0	0.0	0	0.0
Fraud - False Pretenses	0	0.0	0	0.0
Fraud - Identity Theft	0	0.0	0	0.0
Fraud - Impersonation	0	0.0	0	0.0
Fraud - Welfare	0	0.0	0	0.0
Fraud - Wire	0	0.0	0	0.0
<b>Embezzlement</b>	<b>0</b>	<b>0.0</b>	<b>0</b>	<b>0.0</b>
<b>Stolen Property Offenses</b>	<b>0</b>	<b>0.0</b>	<b>0</b>	<b>0.0</b>
<b>Destruction/Damage/Vandalism</b>	<b>1</b>	<b>0.5</b>	<b>0</b>	<b>0.0</b>
<b>Drug/Narcotic Violations (Total)</b>	<b>0</b>	<b>0.0</b>	<b>0</b>	<b>0.0</b>
Drug/Narcotic Violations	0	0.0	0	0.0
Drug/Narcotic Equipment Violations	0	0.0	0	0.0

GROUP A OFFENSES	Offense	Rate per 1,000	Cleared	% Cleared
<b>Sex Offenses (Nonforcible) (Total)</b>	<b>0</b>	<b>0.0</b>	<b>0</b>	<b>0.0</b>
Incest	0	0.0	0	0.0
Statutory Rape	0	0.0	0	0.0
<b>Pornography/Obscene Material</b>	<b>0</b>	<b>0.0</b>	<b>0</b>	<b>0.0</b>
<b>Gambling Offenses (Total)</b>	<b>0</b>	<b>0.0</b>	<b>0</b>	<b>0.0</b>
Gambling - Betting/Wagering	0	0.0	0	0.0
Gambling - Operating/Promoting	0	0.0	0	0.0
Gambling - Equipment Violations	0	0.0	0	0.0
Gambling - Sports Tampering	0	0.0	0	0.0
<b>Prostitution Offenses (Total)</b>	<b>1</b>	<b>0.5</b>	<b>1</b>	<b>100.0</b>
Prostitution	0	0.0	0	0.0
Prostitution Assisting/Promoting	1	0.5	1	100.0
Purchasing Prostitution	0	0.0	0	0.0
<b>Human Trafficking Offenses (Total)</b>	<b>0</b>	<b>0.0</b>	<b>0</b>	<b>0.0</b>
Commercial Sex Acts	0	0.0	0	0.0
Involuntary Servitude	0	0.0	0	0.0
<b>Bribery</b>	<b>0</b>	<b>0.0</b>	<b>0</b>	<b>0.0</b>
<b>Weapon Law Violations</b>	<b>0</b>	<b>0.0</b>	<b>0</b>	<b>0.0</b>
<b>Animal Cruelty</b>	<b>0</b>	<b>0.0</b>	<b>0</b>	<b>0.0</b>

GROUP B OFFENSES	Offenses	Rate per 1,000
Bad Checks	0	0.0
Curfew/Vagrancy	0	0.0
Disorderly Conduct	0	0.0
DUI	0	0.0
Drunkenness	0	0.0
Family-Non Violent	0	0.0
Liquor Law Violations	0	0.0
Peeping Tom	0	0.0
Trespass	0	0.0
All Other Offenses	0	0.0

2025 Fall Term Campus Population	
Undergraduate Enrollment	1,460
Graduate Enrollment	342
Staff Personnel	178
Faculty Personnel	179
Security Personnel	9
<b>Total Campus Population</b>	<b>2,168</b>



## Harding School of Theology - 2025

GROUP A OFFENSES	Offense	Rate per 1,000	Cleared	% Cleared
<b>Homicide Offenses (Total)</b>	<b>0</b>	<b>0.0</b>	<b>0</b>	<b>0.0</b>
Murder	0	0.0	0	0.0
Negligent Manslaughter	0	0.0	0	0.0
Negligent Vehicular Manslaughter	0	0.0	0	0.0
<b>Kidnapping/Abduction</b>	<b>0</b>	<b>0.0</b>	<b>0</b>	<b>0.0</b>
<b>Sex Offenses (Forcible) (Total)</b>	<b>0</b>	<b>0.0</b>	<b>0</b>	<b>0.0</b>
Forcible Rape	0	0.0	0	0.0
Forcible Sodomy	0	0.0	0	0.0
Sexual Assault W/Object	0	0.0	0	0.0
Criminal Sexual Contact	0	0.0	0	0.0
<b>Robbery</b>	<b>0</b>	<b>0.0</b>	<b>0</b>	<b>0.0</b>
<b>Assault Offenses (Total)</b>	<b>0</b>	<b>0.0</b>	<b>0</b>	<b>0.0</b>
Aggravated Assault	0	0.0	0	0.0
Simple Assault	0	0.0	0	0.0
Intimidation	0	0.0	0	0.0
Stalking	0	0.0	0	0.0
<b>Arson</b>	<b>0</b>	<b>0.0</b>	<b>0</b>	<b>0.0</b>
<b>Extortion/Blackmail</b>	<b>0</b>	<b>0.0</b>	<b>0</b>	<b>0.0</b>
<b>Burglary</b>	<b>0</b>	<b>0.0</b>	<b>0</b>	<b>0.0</b>
<b>Larceny/Theft Offenses (Total)</b>	<b>0</b>	<b>0.0</b>	<b>0</b>	<b>0.0</b>
Theft - Pocket-picking	0	0.0	0	0.0
Theft - Purse Snatching	0	0.0	0	0.0
Theft - Shoplifting	0	0.0	0	0.0
Theft From Building	0	0.0	0	0.0
Theft From Coin Machine	0	0.0	0	0.0
Theft From Motor Vehicle	0	0.0	0	0.0
Theft of Motor Vehicle Parts	0	0.0	0	0.0
Theft - All Other Larceny	0	0.0	0	0.0
<b>Motor Vehicle Theft</b>	<b>0</b>	<b>0.0</b>	<b>0</b>	<b>0.0</b>
<b>Counterfeiting/Forgery</b>	<b>0</b>	<b>0.0</b>	<b>0</b>	<b>0.0</b>
<b>Fraud Offenses (Total)</b>	<b>0</b>	<b>0.0</b>	<b>0</b>	<b>0.0</b>
Fraud - Computer Hacking/Invasion	0	0.0	0	0.0
Fraud - Credit Card/ATM	0	0.0	0	0.0
Fraud - False Pretenses	0	0.0	0	0.0
Fraud - Identity Theft	0	0.0	0	0.0
Fraud - Impersonation	0	0.0	0	0.0
Fraud - Welfare	0	0.0	0	0.0
Fraud - Wire	0	0.0	0	0.0
<b>Embezzlement</b>	<b>0</b>	<b>0.0</b>	<b>0</b>	<b>0.0</b>
<b>Stolen Property Offenses</b>	<b>0</b>	<b>0.0</b>	<b>0</b>	<b>0.0</b>
<b>Destruction/Damage/Vandalism</b>	<b>0</b>	<b>0.0</b>	<b>0</b>	<b>0.0</b>
<b>Drug/Narcotic Violations (Total)</b>	<b>0</b>	<b>0.0</b>	<b>0</b>	<b>0.0</b>
Drug/Narcotic Violations	0	0.0	0	0.0
Drug/Narcotic Equipment Violations	0	0.0	0	0.0

GROUP A OFFENSES	Offense	Rate per 1,000	Cleared	% Cleared
<b>Sex Offenses (Nonforcible) (Total)</b>	<b>0</b>	<b>0.0</b>	<b>0</b>	<b>0.0</b>
Incest	0	0.0	0	0.0
Statutory Rape	0	0.0	0	0.0
<b>Pornography/Obscene Material</b>	<b>0</b>	<b>0.0</b>	<b>0</b>	<b>0.0</b>
<b>Gambling Offenses (Total)</b>	<b>0</b>	<b>0.0</b>	<b>0</b>	<b>0.0</b>
Gambling - Betting/Wagering	0	0.0	0	0.0
Gambling - Operating/Promoting	0	0.0	0	0.0
Gambling - Equipment Violations	0	0.0	0	0.0
Gambling - Sports Tampering	0	0.0	0	0.0
<b>Prostitution Offenses (Total)</b>	<b>0</b>	<b>0.0</b>	<b>0</b>	<b>0.0</b>
Prostitution	0	0.0	0	0.0
Prostitution Assisting/Promoting	0	0.0	0	0.0
Purchasing Prostitution	0	0.0	0	0.0
<b>Human Trafficking Offenses (Total)</b>	<b>0</b>	<b>0.0</b>	<b>0</b>	<b>0.0</b>
Commercial Sex Acts	0	0.0	0	0.0
Involuntary Servitude	0	0.0	0	0.0
<b>Bribery</b>	<b>0</b>	<b>0.0</b>	<b>0</b>	<b>0.0</b>
<b>Weapon Law Violations</b>	<b>0</b>	<b>0.0</b>	<b>0</b>	<b>0.0</b>
<b>Animal Cruelty</b>	<b>0</b>	<b>0.0</b>	<b>0</b>	<b>0.0</b>

GROUP B OFFENSES	Offenses	Rate per 1,000
Bad Checks	0	0.0
Curfew/Vagrancy	0	0.0
Disorderly Conduct	0	0.0
DUI	0	0.0
Drunkenness	0	0.0
Family-Non Violent	0	0.0
Liquor Law Violations	0	0.0
Peeping Tom	0	0.0
Trespass	0	0.0
All Other Offenses	0	0.0

2025 Fall Term Campus Population	
Undergraduate Enrollment	0
Graduate Enrollment	1
Staff Personnel	2
Faculty Personnel	1
Security Personnel	1
<b>Total Campus Population</b>	<b>5</b>



## Jackson State Community College - 2025

GROUP A OFFENSES	Offense	Rate per 1,000	Cleared	% Cleared
<b>Homicide Offenses (Total)</b>	<b>0</b>	<b>0.0</b>	<b>0</b>	<b>0.0</b>
Murder	0	0.0	0	0.0
Negligent Manslaughter	0	0.0	0	0.0
Negligent Vehicular Manslaughter	0	0.0	0	0.0
<b>Kidnapping/Abduction</b>	<b>0</b>	<b>0.0</b>	<b>0</b>	<b>0.0</b>
<b>Sex Offenses (Forcible) (Total)</b>	<b>0</b>	<b>0.0</b>	<b>0</b>	<b>0.0</b>
Forcible Rape	0	0.0	0	0.0
Forcible Sodomy	0	0.0	0	0.0
Sexual Assault W/Object	0	0.0	0	0.0
Criminal Sexual Contact	0	0.0	0	0.0
<b>Robbery</b>	<b>0</b>	<b>0.0</b>	<b>0</b>	<b>0.0</b>
<b>Assault Offenses (Total)</b>	<b>0</b>	<b>0.0</b>	<b>0</b>	<b>0.0</b>
Aggravated Assault	0	0.0	0	0.0
Simple Assault	0	0.0	0	0.0
Intimidation	0	0.0	0	0.0
Stalking	0	0.0	0	0.0
<b>Arson</b>	<b>0</b>	<b>0.0</b>	<b>0</b>	<b>0.0</b>
<b>Extortion/Blackmail</b>	<b>0</b>	<b>0.0</b>	<b>0</b>	<b>0.0</b>
<b>Burglary</b>	<b>0</b>	<b>0.0</b>	<b>0</b>	<b>0.0</b>
<b>Larceny/Theft Offenses (Total)</b>	<b>0</b>	<b>0.0</b>	<b>0</b>	<b>0.0</b>
Theft - Pocket-picking	0	0.0	0	0.0
Theft - Purse Snatching	0	0.0	0	0.0
Theft - Shoplifting	0	0.0	0	0.0
Theft From Building	0	0.0	0	0.0
Theft From Coin Machine	0	0.0	0	0.0
Theft From Motor Vehicle	0	0.0	0	0.0
Theft of Motor Vehicle Parts	0	0.0	0	0.0
Theft - All Other Larceny	0	0.0	0	0.0
<b>Motor Vehicle Theft</b>	<b>0</b>	<b>0.0</b>	<b>0</b>	<b>0.0</b>
<b>Counterfeiting/Forgery</b>	<b>0</b>	<b>0.0</b>	<b>0</b>	<b>0.0</b>
<b>Fraud Offenses (Total)</b>	<b>0</b>	<b>0.0</b>	<b>0</b>	<b>0.0</b>
Fraud - Computer Hacking/Invasion	0	0.0	0	0.0
Fraud - Credit Card/ATM	0	0.0	0	0.0
Fraud - False Pretenses	0	0.0	0	0.0
Fraud - Identity Theft	0	0.0	0	0.0
Fraud - Impersonation	0	0.0	0	0.0
Fraud - Welfare	0	0.0	0	0.0
Fraud - Wire	0	0.0	0	0.0
<b>Embezzlement</b>	<b>0</b>	<b>0.0</b>	<b>0</b>	<b>0.0</b>
<b>Stolen Property Offenses</b>	<b>0</b>	<b>0.0</b>	<b>0</b>	<b>0.0</b>
<b>Destruction/Damage/Vandalism</b>	<b>0</b>	<b>0.0</b>	<b>0</b>	<b>0.0</b>
<b>Drug/Narcotic Violations (Total)</b>	<b>0</b>	<b>0.0</b>	<b>0</b>	<b>0.0</b>
Drug/Narcotic Violations	0	0.0	0	0.0
Drug/Narcotic Equipment Violations	0	0.0	0	0.0

GROUP A OFFENSES	Offense	Rate per 1,000	Cleared	% Cleared
<b>Sex Offenses (Nonforcible) (Total)</b>	<b>0</b>	<b>0.0</b>	<b>0</b>	<b>0.0</b>
Incest	0	0.0	0	0.0
Statutory Rape	0	0.0	0	0.0
<b>Pornography/Obscene Material</b>	<b>0</b>	<b>0.0</b>	<b>0</b>	<b>0.0</b>
<b>Gambling Offenses (Total)</b>	<b>0</b>	<b>0.0</b>	<b>0</b>	<b>0.0</b>
Gambling - Betting/Wagering	0	0.0	0	0.0
Gambling - Operating/Promoting	0	0.0	0	0.0
Gambling - Equipment Violations	0	0.0	0	0.0
Gambling - Sports Tampering	0	0.0	0	0.0
<b>Prostitution Offenses (Total)</b>	<b>0</b>	<b>0.0</b>	<b>0</b>	<b>0.0</b>
Prostitution	0	0.0	0	0.0
Prostitution Assisting/Promoting	0	0.0	0	0.0
Purchasing Prostitution	0	0.0	0	0.0
<b>Human Trafficking Offenses (Total)</b>	<b>0</b>	<b>0.0</b>	<b>0</b>	<b>0.0</b>
Commercial Sex Acts	0	0.0	0	0.0
Involuntary Servitude	0	0.0	0	0.0
<b>Bribery</b>	<b>0</b>	<b>0.0</b>	<b>0</b>	<b>0.0</b>
<b>Weapon Law Violations</b>	<b>0</b>	<b>0.0</b>	<b>0</b>	<b>0.0</b>
<b>Animal Cruelty</b>	<b>0</b>	<b>0.0</b>	<b>0</b>	<b>0.0</b>

GROUP B OFFENSES	Offenses	Rate per 1,000
Bad Checks	0	0.0
Curfew/Vagrancy	0	0.0
Disorderly Conduct	0	0.0
DUI	0	0.0
Drunkenness	0	0.0
Family-Non Violent	0	0.0
Liquor Law Violations	0	0.0
Peeping Tom	0	0.0
Trespass	0	0.0
All Other Offenses	0	0.0

2025 Fall Term Campus Population	
Undergraduate Enrollment	2,766
Graduate Enrollment	0
Staff Personnel	149
Faculty Personnel	213
Security Personnel	7
<b>Total Campus Population</b>	<b>3,135</b>



## John A. Gupton College - 2025

GROUP A OFFENSES	Offense	Rate per 1,000	Cleared	% Cleared
<b>Homicide Offenses (Total)</b>	<b>0</b>	<b>0.0</b>	<b>0</b>	<b>0.0</b>
Murder	0	0.0	0	0.0
Negligent Manslaughter	0	0.0	0	0.0
Negligent Vehicular Manslaughter	0	0.0	0	0.0
<b>Kidnapping/Abduction</b>	<b>0</b>	<b>0.0</b>	<b>0</b>	<b>0.0</b>
<b>Sex Offenses (Forcible) (Total)</b>	<b>0</b>	<b>0.0</b>	<b>0</b>	<b>0.0</b>
Forcible Rape	0	0.0	0	0.0
Forcible Sodomy	0	0.0	0	0.0
Sexual Assault W/Object	0	0.0	0	0.0
Criminal Sexual Contact	0	0.0	0	0.0
<b>Robbery</b>	<b>0</b>	<b>0.0</b>	<b>0</b>	<b>0.0</b>
<b>Assault Offenses (Total)</b>	<b>0</b>	<b>0.0</b>	<b>0</b>	<b>0.0</b>
Aggravated Assault	0	0.0	0	0.0
Simple Assault	0	0.0	0	0.0
Intimidation	0	0.0	0	0.0
Stalking	0	0.0	0	0.0
<b>Arson</b>	<b>0</b>	<b>0.0</b>	<b>0</b>	<b>0.0</b>
<b>Extortion/Blackmail</b>	<b>0</b>	<b>0.0</b>	<b>0</b>	<b>0.0</b>
<b>Burglary</b>	<b>0</b>	<b>0.0</b>	<b>0</b>	<b>0.0</b>
<b>Larceny/Theft Offenses (Total)</b>	<b>0</b>	<b>0.0</b>	<b>0</b>	<b>0.0</b>
Theft - Pocket-picking	0	0.0	0	0.0
Theft - Purse Snatching	0	0.0	0	0.0
Theft - Shoplifting	0	0.0	0	0.0
Theft From Building	0	0.0	0	0.0
Theft From Coin Machine	0	0.0	0	0.0
Theft From Motor Vehicle	0	0.0	0	0.0
Theft of Motor Vehicle Parts	0	0.0	0	0.0
Theft - All Other Larceny	0	0.0	0	0.0
<b>Motor Vehicle Theft</b>	<b>0</b>	<b>0.0</b>	<b>0</b>	<b>0.0</b>
<b>Counterfeiting/Forgery</b>	<b>0</b>	<b>0.0</b>	<b>0</b>	<b>0.0</b>
<b>Fraud Offenses (Total)</b>	<b>0</b>	<b>0.0</b>	<b>0</b>	<b>0.0</b>
Fraud - Computer Hacking/Invasion	0	0.0	0	0.0
Fraud - Credit Card/ATM	0	0.0	0	0.0
Fraud - False Pretenses	0	0.0	0	0.0
Fraud - Identity Theft	0	0.0	0	0.0
Fraud - Impersonation	0	0.0	0	0.0
Fraud - Welfare	0	0.0	0	0.0
Fraud - Wire	0	0.0	0	0.0
<b>Embezzlement</b>	<b>0</b>	<b>0.0</b>	<b>0</b>	<b>0.0</b>
<b>Stolen Property Offenses</b>	<b>0</b>	<b>0.0</b>	<b>0</b>	<b>0.0</b>
<b>Destruction/Damage/Vandalism</b>	<b>0</b>	<b>0.0</b>	<b>0</b>	<b>0.0</b>
<b>Drug/Narcotic Violations (Total)</b>	<b>0</b>	<b>0.0</b>	<b>0</b>	<b>0.0</b>
Drug/Narcotic Violations	0	0.0	0	0.0
Drug/Narcotic Equipment Violations	0	0.0	0	0.0

GROUP A OFFENSES	Offense	Rate per 1,000	Cleared	% Cleared
<b>Sex Offenses (Nonforcible) (Total)</b>	<b>0</b>	<b>0.0</b>	<b>0</b>	<b>0.0</b>
Incest	0	0.0	0	0.0
Statutory Rape	0	0.0	0	0.0
<b>Pornography/Obscene Material</b>	<b>0</b>	<b>0.0</b>	<b>0</b>	<b>0.0</b>
<b>Gambling Offenses (Total)</b>	<b>0</b>	<b>0.0</b>	<b>0</b>	<b>0.0</b>
Gambling - Betting/Wagering	0	0.0	0	0.0
Gambling - Operating/Promoting	0	0.0	0	0.0
Gambling - Equipment Violations	0	0.0	0	0.0
Gambling - Sports Tampering	0	0.0	0	0.0
<b>Prostitution Offenses (Total)</b>	<b>0</b>	<b>0.0</b>	<b>0</b>	<b>0.0</b>
Prostitution	0	0.0	0	0.0
Prostitution Assisting/Promoting	0	0.0	0	0.0
Purchasing Prostitution	0	0.0	0	0.0
<b>Human Trafficking Offenses (Total)</b>	<b>0</b>	<b>0.0</b>	<b>0</b>	<b>0.0</b>
Commercial Sex Acts	0	0.0	0	0.0
Involuntary Servitude	0	0.0	0	0.0
<b>Bribery</b>	<b>0</b>	<b>0.0</b>	<b>0</b>	<b>0.0</b>
<b>Weapon Law Violations</b>	<b>0</b>	<b>0.0</b>	<b>0</b>	<b>0.0</b>
<b>Animal Cruelty</b>	<b>0</b>	<b>0.0</b>	<b>0</b>	<b>0.0</b>

GROUP B OFFENSES	Offenses	Rate per 1,000
Bad Checks	0	0.0
Curfew/Vagrancy	0	0.0
Disorderly Conduct	0	0.0
DUI	0	0.0
Drunkenness	0	0.0
Family-Non Violent	0	0.0
Liquor Law Violations	0	0.0
Peeping Tom	0	0.0
Trespass	0	0.0
All Other Offenses	0	0.0

2025 Fall Term Campus Population	
Undergraduate Enrollment	24
Graduate Enrollment	0
Staff Personnel	4
Faculty Personnel	4
Security Personnel	1
<b>Total Campus Population</b>	<b>33</b>



## Johnson University - 2025

GROUP A OFFENSES	Offense	Rate per 1,000	Cleared	% Cleared
<b>Homicide Offenses (Total)</b>	<b>0</b>	<b>0.0</b>	<b>0</b>	<b>0.0</b>
Murder	0	0.0	0	0.0
Negligent Manslaughter	0	0.0	0	0.0
Negligent Vehicular Manslaughter	0	0.0	0	0.0
<b>Kidnapping/Abduction</b>	<b>0</b>	<b>0.0</b>	<b>0</b>	<b>0.0</b>
<b>Sex Offenses (Forcible) (Total)</b>	<b>0</b>	<b>0.0</b>	<b>0</b>	<b>0.0</b>
Forcible Rape	0	0.0	0	0.0
Forcible Sodomy	0	0.0	0	0.0
Sexual Assault W/Object	0	0.0	0	0.0
Criminal Sexual Contact	0	0.0	0	0.0
<b>Robbery</b>	<b>0</b>	<b>0.0</b>	<b>0</b>	<b>0.0</b>
<b>Assault Offenses (Total)</b>	<b>0</b>	<b>0.0</b>	<b>0</b>	<b>0.0</b>
Aggravated Assault	0	0.0	0	0.0
Simple Assault	0	0.0	0	0.0
Intimidation	0	0.0	0	0.0
Stalking	0	0.0	0	0.0
<b>Arson</b>	<b>0</b>	<b>0.0</b>	<b>0</b>	<b>0.0</b>
<b>Extortion/Blackmail</b>	<b>0</b>	<b>0.0</b>	<b>0</b>	<b>0.0</b>
<b>Burglary</b>	<b>2</b>	<b>1.7</b>	<b>0</b>	<b>0.0</b>
<b>Larceny/Theft Offenses (Total)</b>	<b>1</b>	<b>0.8</b>	<b>0</b>	<b>0.0</b>
Theft - Pocket-picking	0	0.0	0	0.0
Theft - Purse Snatching	0	0.0	0	0.0
Theft - Shoplifting	0	0.0	0	0.0
Theft From Building	0	0.0	0	0.0
Theft From Coin Machine	0	0.0	0	0.0
Theft From Motor Vehicle	0	0.0	0	0.0
Theft of Motor Vehicle Parts	0	0.0	0	0.0
Theft - All Other Larceny	1	0.8	0	0.0
<b>Motor Vehicle Theft</b>	<b>0</b>	<b>0.0</b>	<b>0</b>	<b>0.0</b>
<b>Counterfeiting/Forgery</b>	<b>0</b>	<b>0.0</b>	<b>0</b>	<b>0.0</b>
<b>Fraud Offenses (Total)</b>	<b>0</b>	<b>0.0</b>	<b>0</b>	<b>0.0</b>
Fraud - Computer Hacking/Invasion	0	0.0	0	0.0
Fraud - Credit Card/ATM	0	0.0	0	0.0
Fraud - False Pretenses	0	0.0	0	0.0
Fraud - Identity Theft	0	0.0	0	0.0
Fraud - Impersonation	0	0.0	0	0.0
Fraud - Welfare	0	0.0	0	0.0
Fraud - Wire	0	0.0	0	0.0
<b>Embezzlement</b>	<b>0</b>	<b>0.0</b>	<b>0</b>	<b>0.0</b>
<b>Stolen Property Offenses</b>	<b>0</b>	<b>0.0</b>	<b>0</b>	<b>0.0</b>
<b>Destruction/Damage/Vandalism</b>	<b>1</b>	<b>0.8</b>	<b>1</b>	<b>100.0</b>
<b>Drug/Narcotic Violations (Total)</b>	<b>0</b>	<b>0.0</b>	<b>0</b>	<b>0.0</b>
Drug/Narcotic Violations	0	0.0	0	0.0
Drug/Narcotic Equipment Violations	0	0.0	0	0.0

GROUP A OFFENSES	Offense	Rate per 1,000	Cleared	% Cleared
<b>Sex Offenses (Nonforcible) (Total)</b>	<b>0</b>	<b>0.0</b>	<b>0</b>	<b>0.0</b>
Incest	0	0.0	0	0.0
Statutory Rape	0	0.0	0	0.0
<b>Pornography/Obscene Material</b>	<b>0</b>	<b>0.0</b>	<b>0</b>	<b>0.0</b>
<b>Gambling Offenses (Total)</b>	<b>0</b>	<b>0.0</b>	<b>0</b>	<b>0.0</b>
Gambling - Betting/Wagering	0	0.0	0	0.0
Gambling - Operating/Promoting	0	0.0	0	0.0
Gambling - Equipment Violations	0	0.0	0	0.0
Gambling - Sports Tampering	0	0.0	0	0.0
<b>Prostitution Offenses (Total)</b>	<b>0</b>	<b>0.0</b>	<b>0</b>	<b>0.0</b>
Prostitution	0	0.0	0	0.0
Prostitution Assisting/Promoting	0	0.0	0	0.0
Purchasing Prostitution	0	0.0	0	0.0
<b>Human Trafficking Offenses (Total)</b>	<b>0</b>	<b>0.0</b>	<b>0</b>	<b>0.0</b>
Commercial Sex Acts	0	0.0	0	0.0
Involuntary Servitude	0	0.0	0	0.0
<b>Bribery</b>	<b>0</b>	<b>0.0</b>	<b>0</b>	<b>0.0</b>
<b>Weapon Law Violations</b>	<b>0</b>	<b>0.0</b>	<b>0</b>	<b>0.0</b>
<b>Animal Cruelty</b>	<b>0</b>	<b>0.0</b>	<b>0</b>	<b>0.0</b>

GROUP B OFFENSES	Offenses	Rate per 1,000
Bad Checks	0	0.0
Curfew/Vagrancy	0	0.0
Disorderly Conduct	0	0.0
DUI	0	0.0
Drunkenness	0	0.0
Family-Non Violent	0	0.0
Liquor Law Violations	2	0.0
Peeping Tom	0	0.0
Trespass	1	0.0
All Other Offenses	0	0.0

2025 Fall Term Campus Population	
Undergraduate Enrollment	740
Graduate Enrollment	177
Staff Personnel	142
Faculty Personnel	125
Security Personnel	7
<b>Total Campus Population</b>	<b>1,191</b>



## King University - 2025

GROUP A OFFENSES	Offense	Rate per 1,000	Cleared	% Cleared
<b>Homicide Offenses (Total)</b>	<b>0</b>	<b>0.0</b>	<b>0</b>	<b>0.0</b>
Murder	0	0.0	0	0.0
Negligent Manslaughter	0	0.0	0	0.0
Negligent Vehicular Manslaughter	0	0.0	0	0.0
<b>Kidnapping/Abduction</b>	<b>0</b>	<b>0.0</b>	<b>0</b>	<b>0.0</b>
<b>Sex Offenses (Forcible) (Total)</b>	<b>0</b>	<b>0.0</b>	<b>0</b>	<b>0.0</b>
Forcible Rape	0	0.0	0	0.0
Forcible Sodomy	0	0.0	0	0.0
Sexual Assault W/Object	0	0.0	0	0.0
Criminal Sexual Contact	0	0.0	0	0.0
<b>Robbery</b>	<b>0</b>	<b>0.0</b>	<b>0</b>	<b>0.0</b>
<b>Assault Offenses (Total)</b>	<b>4</b>	<b>2.9</b>	<b>1</b>	<b>25.0</b>
Aggravated Assault	0	0.0	0	0.0
Simple Assault	1	0.7	0	0.0
Intimidation	3	2.2	1	33.3
Stalking	0	0.0	0	0.0
<b>Arson</b>	<b>0</b>	<b>0.0</b>	<b>0</b>	<b>0.0</b>
<b>Extortion/Blackmail</b>	<b>0</b>	<b>0.0</b>	<b>0</b>	<b>0.0</b>
<b>Burglary</b>	<b>1</b>	<b>0.7</b>	<b>0</b>	<b>0.0</b>
<b>Larceny/Theft Offenses (Total)</b>	<b>14</b>	<b>10.2</b>	<b>0</b>	<b>0.0</b>
Theft - Pocket-picking	0	0.0	0	0.0
Theft - Purse Snatching	0	0.0	0	0.0
Theft - Shoplifting	0	0.0	0	0.0
Theft From Building	9	6.6	0	0.0
Theft From Coin Machine	0	0.0	0	0.0
Theft From Motor Vehicle	2	1.5	0	0.0
Theft of Motor Vehicle Parts	0	0.0	0	0.0
Theft - All Other Larceny	3	2.2	0	0.0
<b>Motor Vehicle Theft</b>	<b>0</b>	<b>0.0</b>	<b>0</b>	<b>0.0</b>
<b>Counterfeiting/Forgery</b>	<b>0</b>	<b>0.0</b>	<b>0</b>	<b>0.0</b>
<b>Fraud Offenses (Total)</b>	<b>1</b>	<b>0.7</b>	<b>0</b>	<b>0.0</b>
Fraud - Computer Hacking/Invasion	1	0.7	0	0.0
Fraud - Credit Card/ATM	0	0.0	0	0.0
Fraud - False Pretenses	0	0.0	0	0.0
Fraud - Identity Theft	0	0.0	0	0.0
Fraud - Impersonation	0	0.0	0	0.0
Fraud - Welfare	0	0.0	0	0.0
Fraud - Wire	0	0.0	0	0.0
<b>Embezzlement</b>	<b>0</b>	<b>0.0</b>	<b>0</b>	<b>0.0</b>
<b>Stolen Property Offenses</b>	<b>1</b>	<b>0.7</b>	<b>0</b>	<b>0.0</b>
<b>Destruction/Damage/Vandalism</b>	<b>6</b>	<b>4.4</b>	<b>0</b>	<b>0.0</b>
<b>Drug/Narcotic Violations (Total)</b>	<b>0</b>	<b>0.0</b>	<b>0</b>	<b>0.0</b>
Drug/Narcotic Violations	0	0.0	0	0.0
Drug/Narcotic Equipment Violations	0	0.0	0	0.0

GROUP A OFFENSES	Offense	Rate per 1,000	Cleared	% Cleared
<b>Sex Offenses (Nonforcible) (Total)</b>	<b>0</b>	<b>0.0</b>	<b>0</b>	<b>0.0</b>
Incest	0	0.0	0	0.0
Statutory Rape	0	0.0	0	0.0
<b>Pornography/Obscene Material</b>	<b>0</b>	<b>0.0</b>	<b>0</b>	<b>0.0</b>
<b>Gambling Offenses (Total)</b>	<b>0</b>	<b>0.0</b>	<b>0</b>	<b>0.0</b>
Gambling - Betting/Wagering	0	0.0	0	0.0
Gambling - Operating/Promoting	0	0.0	0	0.0
Gambling - Equipment Violations	0	0.0	0	0.0
Gambling - Sports Tampering	0	0.0	0	0.0
<b>Prostitution Offenses (Total)</b>	<b>0</b>	<b>0.0</b>	<b>0</b>	<b>0.0</b>
Prostitution	0	0.0	0	0.0
Prostitution Assisting/Promoting	0	0.0	0	0.0
Purchasing Prostitution	0	0.0	0	0.0
<b>Human Trafficking Offenses (Total)</b>	<b>0</b>	<b>0.0</b>	<b>0</b>	<b>0.0</b>
Commercial Sex Acts	0	0.0	0	0.0
Involuntary Servitude	0	0.0	0	0.0
<b>Bribery</b>	<b>0</b>	<b>0.0</b>	<b>0</b>	<b>0.0</b>
<b>Weapon Law Violations</b>	<b>1</b>	<b>0.7</b>	<b>0</b>	<b>0.0</b>
<b>Animal Cruelty</b>	<b>0</b>	<b>0.0</b>	<b>0</b>	<b>0.0</b>

GROUP B OFFENSES	Offenses	Rate per 1,000
Bad Checks	0	0.0
Curfew/Vagrancy	0	0.0
Disorderly Conduct	0	0.0
DUI	0	0.0
Drunkenness	0	0.0
Family-Non Violent	0	0.0
Liquor Law Violations	0	0.0
Peeping Tom	0	0.0
Trespass	0	0.0
All Other Offenses	0	0.0

2025 Fall Term Campus Population	
Undergraduate Enrollment	966
Graduate Enrollment	193
Staff Personnel	144
Faculty Personnel	64
Security Personnel	6
<b>Total Campus Population</b>	<b>1,373</b>



## Lane College - 2025

GROUP A OFFENSES	Offense	Rate per 1,000	Cleared	% Cleared
<b>Homicide Offenses (Total)</b>	<b>0</b>	<b>0.0</b>	<b>0</b>	<b>0.0</b>
Murder	0	0.0	0	0.0
Negligent Manslaughter	0	0.0	0	0.0
Negligent Vehicular Manslaughter	0	0.0	0	0.0
<b>Kidnapping/Abduction</b>	<b>0</b>	<b>0.0</b>	<b>0</b>	<b>0.0</b>
<b>Sex Offenses (Forcible) (Total)</b>	<b>3</b>	<b>2.8</b>	<b>3</b>	<b>100.0</b>
Forcible Rape	0	0.0	0	0.0
Forcible Sodomy	0	0.0	0	0.0
Sexual Assault W/Object	0	0.0	0	0.0
Criminal Sexual Contact	3	2.8	3	100.0
<b>Robbery</b>	<b>0</b>	<b>0.0</b>	<b>0</b>	<b>0.0</b>
<b>Assault Offenses (Total)</b>	<b>17</b>	<b>16.1</b>	<b>13</b>	<b>76.5</b>
Aggravated Assault	4	3.8	2	50.0
Simple Assault	8	7.6	8	100.0
Intimidation	5	4.7	3	60.0
Stalking	0	0.0	0	0.0
<b>Arson</b>	<b>0</b>	<b>0.0</b>	<b>0</b>	<b>0.0</b>
<b>Extortion/Blackmail</b>	<b>0</b>	<b>0.0</b>	<b>0</b>	<b>0.0</b>
<b>Burglary</b>	<b>2</b>	<b>1.9</b>	<b>1</b>	<b>50.0</b>
<b>Larceny/Theft Offenses (Total)</b>	<b>5</b>	<b>4.7</b>	<b>1</b>	<b>20.0</b>
Theft - Pocket-picking	0	0.0	0	0.0
Theft - Purse Snatching	0	0.0	0	0.0
Theft - Shoplifting	0	0.0	0	0.0
Theft From Building	4	3.8	1	25.0
Theft From Coin Machine	0	0.0	0	0.0
Theft From Motor Vehicle	1	0.9	0	0.0
Theft of Motor Vehicle Parts	0	0.0	0	0.0
Theft - All Other Larceny	0	0.0	0	0.0
<b>Motor Vehicle Theft</b>	<b>1</b>	<b>0.9</b>	<b>0</b>	<b>0.0</b>
<b>Counterfeiting/Forgery</b>	<b>0</b>	<b>0.0</b>	<b>0</b>	<b>0.0</b>
<b>Fraud Offenses (Total)</b>	<b>0</b>	<b>0.0</b>	<b>0</b>	<b>0.0</b>
Fraud - Computer Hacking/Invasion	0	0.0	0	0.0
Fraud - Credit Card/ATM	0	0.0	0	0.0
Fraud - False Pretenses	0	0.0	0	0.0
Fraud - Identity Theft	0	0.0	0	0.0
Fraud - Impersonation	0	0.0	0	0.0
Fraud - Welfare	0	0.0	0	0.0
Fraud - Wire	0	0.0	0	0.0
<b>Embezzlement</b>	<b>0</b>	<b>0.0</b>	<b>0</b>	<b>0.0</b>
<b>Stolen Property Offenses</b>	<b>0</b>	<b>0.0</b>	<b>0</b>	<b>0.0</b>
<b>Destruction/Damage/Vandalism</b>	<b>13</b>	<b>12.3</b>	<b>3</b>	<b>23.1</b>
<b>Drug/Narcotic Violations (Total)</b>	<b>21</b>	<b>19.9</b>	<b>18</b>	<b>85.7</b>
Drug/Narcotic Violations	19	18.0	16	84.2
Drug/Narcotic Equipment Violations	2	1.9	2	100.0

GROUP A OFFENSES	Offense	Rate per 1,000	Cleared	% Cleared
<b>Sex Offenses (Nonforcible) (Total)</b>	<b>0</b>	<b>0.0</b>	<b>0</b>	<b>0.0</b>
Incest	0	0.0	0	0.0
Statutory Rape	0	0.0	0	0.0
<b>Pornography/Obscene Material</b>	<b>0</b>	<b>0.0</b>	<b>0</b>	<b>0.0</b>
<b>Gambling Offenses (Total)</b>	<b>0</b>	<b>0.0</b>	<b>0</b>	<b>0.0</b>
Gambling - Betting/Wagering	0	0.0	0	0.0
Gambling - Operating/Promoting	0	0.0	0	0.0
Gambling - Equipment Violations	0	0.0	0	0.0
Gambling - Sports Tampering	0	0.0	0	0.0
<b>Prostitution Offenses (Total)</b>	<b>0</b>	<b>0.0</b>	<b>0</b>	<b>0.0</b>
Prostitution	0	0.0	0	0.0
Prostitution Assisting/Promoting	0	0.0	0	0.0
Purchasing Prostitution	0	0.0	0	0.0
<b>Human Trafficking Offenses (Total)</b>	<b>0</b>	<b>0.0</b>	<b>0</b>	<b>0.0</b>
Commercial Sex Acts	0	0.0	0	0.0
Involuntary Servitude	0	0.0	0	0.0
<b>Bribery</b>	<b>0</b>	<b>0.0</b>	<b>0</b>	<b>0.0</b>
<b>Weapon Law Violations</b>	<b>4</b>	<b>3.8</b>	<b>3</b>	<b>75.0</b>
<b>Animal Cruelty</b>	<b>0</b>	<b>0.0</b>	<b>0</b>	<b>0.0</b>

GROUP B OFFENSES	Offenses	Rate per 1,000
Bad Checks	0	0.0
Curfew/Vagrancy	0	0.0
Disorderly Conduct	0	0.0
DUI	0	0.0
Drunkenness	0	0.0
Family-Non Violent	0	0.0
Liquor Law Violations	0	0.0
Peeping Tom	0	0.0
Trespass	0	0.0
All Other Offenses	0	0.0

2025 Fall Term Campus Population	
Undergraduate Enrollment	833
Graduate Enrollment	0
Staff Personnel	148
Faculty Personnel	60
Security Personnel	16
<b>Total Campus Population</b>	<b>1,057</b>



Lee University - 2025

GROUP A OFFENSES	Offense	Rate per 1,000	Cleared	% Cleared
<b>Homicide Offenses (Total)</b>	<b>0</b>	<b>0.0</b>	<b>0</b>	<b>0.0</b>
Murder	0	0.0	0	0.0
Negligent Manslaughter	0	0.0	0	0.0
Negligent Vehicular Manslaughter	0	0.0	0	0.0
<b>Kidnapping/Abduction</b>	<b>0</b>	<b>0.0</b>	<b>0</b>	<b>0.0</b>
<b>Sex Offenses (Forcible) (Total)</b>	<b>1</b>	<b>0.3</b>	<b>0</b>	<b>0.0</b>
Forcible Rape	1	0.3	0	0.0
Forcible Sodomy	0	0.0	0	0.0
Sexual Assault W/Object	0	0.0	0	0.0
Criminal Sexual Contact	0	0.0	0	0.0
<b>Robbery</b>	<b>0</b>	<b>0.0</b>	<b>0</b>	<b>0.0</b>
<b>Assault Offenses (Total)</b>	<b>2</b>	<b>0.6</b>	<b>0</b>	<b>0.0</b>
Aggravated Assault	0	0.0	0	0.0
Simple Assault	1	0.3	0	0.0
Intimidation	1	0.3	0	0.0
Stalking	0	0.0	0	0.0
<b>Arson</b>	<b>0</b>	<b>0.0</b>	<b>0</b>	<b>0.0</b>
<b>Extortion/Blackmail</b>	<b>0</b>	<b>0.0</b>	<b>0</b>	<b>0.0</b>
<b>Burglary</b>	<b>1</b>	<b>0.3</b>	<b>0</b>	<b>0.0</b>
<b>Larceny/Theft Offenses (Total)</b>	<b>14</b>	<b>4.3</b>	<b>2</b>	<b>14.3</b>
Theft - Pocket-picking	0	0.0	0	0.0
Theft - Purse Snatching	0	0.0	0	0.0
Theft - Shoplifting	0	0.0	0	0.0
Theft From Building	6	1.8	0	0.0
Theft From Coin Machine	0	0.0	0	0.0
Theft From Motor Vehicle	2	0.6	1	50.0
Theft of Motor Vehicle Parts	0	0.0	0	0.0
Theft - All Other Larceny	6	1.8	1	16.7
<b>Motor Vehicle Theft</b>	<b>0</b>	<b>0.0</b>	<b>0</b>	<b>0.0</b>
<b>Counterfeiting/Forgery</b>	<b>0</b>	<b>0.0</b>	<b>0</b>	<b>0.0</b>
<b>Fraud Offenses (Total)</b>	<b>2</b>	<b>0.6</b>	<b>0</b>	<b>0.0</b>
Fraud - Computer Hacking/Invasion	0	0.0	0	0.0
Fraud - Credit Card/ATM	0	0.0	0	0.0
Fraud - False Pretenses	1	0.3	0	0.0
Fraud - Identity Theft	0	0.0	0	0.0
Fraud - Impersonation	1	0.3	0	0.0
Fraud - Welfare	0	0.0	0	0.0
Fraud - Wire	0	0.0	0	0.0
<b>Embezzlement</b>	<b>0</b>	<b>0.0</b>	<b>0</b>	<b>0.0</b>
<b>Stolen Property Offenses</b>	<b>0</b>	<b>0.0</b>	<b>0</b>	<b>0.0</b>
<b>Destruction/Damage/Vandalism</b>	<b>0</b>	<b>0.0</b>	<b>0</b>	<b>0.0</b>
<b>Drug/Narcotic Violations (Total)</b>	<b>0</b>	<b>0.0</b>	<b>0</b>	<b>0.0</b>
Drug/Narcotic Violations	0	0.0	0	0.0
Drug/Narcotic Equipment Violations	0	0.0	0	0.0

GROUP A OFFENSES	Offense	Rate per 1,000	Cleared	% Cleared
<b>Sex Offenses (Nonforcible) (Total)</b>	<b>0</b>	<b>0.0</b>	<b>0</b>	<b>0.0</b>
Incest	0	0.0	0	0.0
Statutory Rape	0	0.0	0	0.0
<b>Pornography/Obscene Material</b>	<b>0</b>	<b>0.0</b>	<b>0</b>	<b>0.0</b>
<b>Gambling Offenses (Total)</b>	<b>0</b>	<b>0.0</b>	<b>0</b>	<b>0.0</b>
Gambling - Betting/Wagering	0	0.0	0	0.0
Gambling - Operating/Promoting	0	0.0	0	0.0
Gambling - Equipment Violations	0	0.0	0	0.0
Gambling - Sports Tampering	0	0.0	0	0.0
<b>Prostitution Offenses (Total)</b>	<b>0</b>	<b>0.0</b>	<b>0</b>	<b>0.0</b>
Prostitution	0	0.0	0	0.0
Prostitution Assisting/Promoting	0	0.0	0	0.0
Purchasing Prostitution	0	0.0	0	0.0
<b>Human Trafficking Offenses (Total)</b>	<b>0</b>	<b>0.0</b>	<b>0</b>	<b>0.0</b>
Commercial Sex Acts	0	0.0	0	0.0
Involuntary Servitude	0	0.0	0	0.0
<b>Bribery</b>	<b>0</b>	<b>0.0</b>	<b>0</b>	<b>0.0</b>
<b>Weapon Law Violations</b>	<b>0</b>	<b>0.0</b>	<b>0</b>	<b>0.0</b>
<b>Animal Cruelty</b>	<b>0</b>	<b>0.0</b>	<b>0</b>	<b>0.0</b>

GROUP B OFFENSES	Offenses	Rate per 1,000
Bad Checks	0	0.0
Curfew/Vagrancy	0	0.0
Disorderly Conduct	0	0.0
DUI	0	0.0
Drunkenness	0	0.0
Family-Non Violent	0	0.0
Liquor Law Violations	1	0.0
Peeping Tom	0	0.0
Trespass	0	0.0
All Other Offenses	0	0.0

2025 Fall Term Campus Population	
Undergraduate Enrollment	2,223
Graduate Enrollment	204
Staff Personnel	348
Faculty Personnel	487
Security Personnel	13
Total Campus Population	3,275



## LeMoyne-Owen College - 2025

GROUP A OFFENSES	Offense	Rate per 1,000	Cleared	% Cleared
<b>Homicide Offenses (Total)</b>	<b>0</b>	<b>0.0</b>	<b>0</b>	<b>0.0</b>
Murder	0	0.0	0	0.0
Negligent Manslaughter	0	0.0	0	0.0
Negligent Vehicular Manslaughter	0	0.0	0	0.0
<b>Kidnapping/Abduction</b>	<b>0</b>	<b>0.0</b>	<b>0</b>	<b>0.0</b>
<b>Sex Offenses (Forcible) (Total)</b>	<b>0</b>	<b>0.0</b>	<b>0</b>	<b>0.0</b>
Forcible Rape	0	0.0	0	0.0
Forcible Sodomy	0	0.0	0	0.0
Sexual Assault W/Object	0	0.0	0	0.0
Criminal Sexual Contact	0	0.0	0	0.0
<b>Robbery</b>	<b>0</b>	<b>0.0</b>	<b>0</b>	<b>0.0</b>
<b>Assault Offenses (Total)</b>	<b>0</b>	<b>0.0</b>	<b>0</b>	<b>0.0</b>
Aggravated Assault	0	0.0	0	0.0
Simple Assault	0	0.0	0	0.0
Intimidation	0	0.0	0	0.0
Stalking	0	0.0	0	0.0
<b>Arson</b>	<b>0</b>	<b>0.0</b>	<b>0</b>	<b>0.0</b>
<b>Extortion/Blackmail</b>	<b>0</b>	<b>0.0</b>	<b>0</b>	<b>0.0</b>
<b>Burglary</b>	<b>0</b>	<b>0.0</b>	<b>0</b>	<b>0.0</b>
<b>Larceny/Theft Offenses (Total)</b>	<b>0</b>	<b>0.0</b>	<b>0</b>	<b>0.0</b>
Theft - Pocket-picking	0	0.0	0	0.0
Theft - Purse Snatching	0	0.0	0	0.0
Theft - Shoplifting	0	0.0	0	0.0
Theft From Building	0	0.0	0	0.0
Theft From Coin Machine	0	0.0	0	0.0
Theft From Motor Vehicle	0	0.0	0	0.0
Theft of Motor Vehicle Parts	0	0.0	0	0.0
Theft - All Other Larceny	0	0.0	0	0.0
<b>Motor Vehicle Theft</b>	<b>0</b>	<b>0.0</b>	<b>0</b>	<b>0.0</b>
<b>Counterfeiting/Forgery</b>	<b>0</b>	<b>0.0</b>	<b>0</b>	<b>0.0</b>
<b>Fraud Offenses (Total)</b>	<b>0</b>	<b>0.0</b>	<b>0</b>	<b>0.0</b>
Fraud - Computer Hacking/Invasion	0	0.0	0	0.0
Fraud - Credit Card/ATM	0	0.0	0	0.0
Fraud - False Pretenses	0	0.0	0	0.0
Fraud - Identity Theft	0	0.0	0	0.0
Fraud - Impersonation	0	0.0	0	0.0
Fraud - Welfare	0	0.0	0	0.0
Fraud - Wire	0	0.0	0	0.0
<b>Embezzlement</b>	<b>0</b>	<b>0.0</b>	<b>0</b>	<b>0.0</b>
<b>Stolen Property Offenses</b>	<b>0</b>	<b>0.0</b>	<b>0</b>	<b>0.0</b>
<b>Destruction/Damage/Vandalism</b>	<b>0</b>	<b>0.0</b>	<b>0</b>	<b>0.0</b>
<b>Drug/Narcotic Violations (Total)</b>	<b>0</b>	<b>0.0</b>	<b>0</b>	<b>0.0</b>
Drug/Narcotic Violations	0	0.0	0	0.0
Drug/Narcotic Equipment Violations	0	0.0	0	0.0

GROUP A OFFENSES	Offense	Rate per 1,000	Cleared	% Cleared
<b>Sex Offenses (Nonforcible) (Total)</b>	<b>0</b>	<b>0.0</b>	<b>0</b>	<b>0.0</b>
Incest	0	0.0	0	0.0
Statutory Rape	0	0.0	0	0.0
<b>Pornography/Obscene Material</b>	<b>0</b>	<b>0.0</b>	<b>0</b>	<b>0.0</b>
<b>Gambling Offenses (Total)</b>	<b>0</b>	<b>0.0</b>	<b>0</b>	<b>0.0</b>
Gambling - Betting/Wagering	0	0.0	0	0.0
Gambling - Operating/Promoting	0	0.0	0	0.0
Gambling - Equipment Violations	0	0.0	0	0.0
Gambling - Sports Tampering	0	0.0	0	0.0
<b>Prostitution Offenses (Total)</b>	<b>0</b>	<b>0.0</b>	<b>0</b>	<b>0.0</b>
Prostitution	0	0.0	0	0.0
Prostitution Assisting/Promoting	0	0.0	0	0.0
Purchasing Prostitution	0	0.0	0	0.0
<b>Human Trafficking Offenses (Total)</b>	<b>0</b>	<b>0.0</b>	<b>0</b>	<b>0.0</b>
Commercial Sex Acts	0	0.0	0	0.0
Involuntary Servitude	0	0.0	0	0.0
<b>Bribery</b>	<b>0</b>	<b>0.0</b>	<b>0</b>	<b>0.0</b>
<b>Weapon Law Violations</b>	<b>0</b>	<b>0.0</b>	<b>0</b>	<b>0.0</b>
<b>Animal Cruelty</b>	<b>0</b>	<b>0.0</b>	<b>0</b>	<b>0.0</b>

GROUP B OFFENSES	Offenses	Rate per 1,000
Bad Checks	0	0.0
Curfew/Vagrancy	0	0.0
Disorderly Conduct	0	0.0
DUI	0	0.0
Drunkenness	0	0.0
Family-Non Violent	0	0.0
Liquor Law Violations	0	0.0
Peeping Tom	0	0.0
Trespass	0	0.0
All Other Offenses	0	0.0

2025 Fall Term Campus Population	
Undergraduate Enrollment	634
Graduate Enrollment	0
Staff Personnel	92
Faculty Personnel	43
Security Personnel	26
<b>Total Campus Population</b>	<b>795</b>



# Lincoln Memorial University - 2025

GROUP A OFFENSES	Offense	Rate per 1,000	Cleared	% Cleared
<b>Homicide Offenses (Total)</b>	<b>0</b>	<b>0.0</b>	<b>0</b>	<b>0.0</b>
Murder	0	0.0	0	0.0
Negligent Manslaughter	0	0.0	0	0.0
Negligent Vehicular Manslaughter	0	0.0	0	0.0
<b>Kidnapping/Abduction</b>	<b>0</b>	<b>0.0</b>	<b>0</b>	<b>0.0</b>
<b>Sex Offenses (Forcible) (Total)</b>	<b>0</b>	<b>0.0</b>	<b>0</b>	<b>0.0</b>
Forcible Rape	0	0.0	0	0.0
Forcible Sodomy	0	0.0	0	0.0
Sexual Assault W/Object	0	0.0	0	0.0
Criminal Sexual Contact	0	0.0	0	0.0
<b>Robbery</b>	<b>0</b>	<b>0.0</b>	<b>0</b>	<b>0.0</b>
<b>Assault Offenses (Total)</b>	<b>0</b>	<b>0.0</b>	<b>0</b>	<b>0.0</b>
Aggravated Assault	0	0.0	0	0.0
Simple Assault	0	0.0	0	0.0
Intimidation	0	0.0	0	0.0
Stalking	0	0.0	0	0.0
<b>Arson</b>	<b>0</b>	<b>0.0</b>	<b>0</b>	<b>0.0</b>
<b>Extortion/Blackmail</b>	<b>0</b>	<b>0.0</b>	<b>0</b>	<b>0.0</b>
<b>Burglary</b>	<b>0</b>	<b>0.0</b>	<b>0</b>	<b>0.0</b>
<b>Larceny/Theft Offenses (Total)</b>	<b>5</b>	<b>1.3</b>	<b>1</b>	<b>20.0</b>
Theft - Pocket-picking	0	0.0	0	0.0
Theft - Purse Snatching	0	0.0	0	0.0
Theft - Shoplifting	0	0.0	0	0.0
Theft From Building	2	0.5	0	0.0
Theft From Coin Machine	0	0.0	0	0.0
Theft From Motor Vehicle	1	0.3	0	0.0
Theft of Motor Vehicle Parts	0	0.0	0	0.0
Theft - All Other Larceny	2	0.5	1	50.0
<b>Motor Vehicle Theft</b>	<b>0</b>	<b>0.0</b>	<b>0</b>	<b>0.0</b>
<b>Counterfeiting/Forgery</b>	<b>0</b>	<b>0.0</b>	<b>0</b>	<b>0.0</b>
<b>Fraud Offenses (Total)</b>	<b>0</b>	<b>0.0</b>	<b>0</b>	<b>0.0</b>
Fraud - Computer Hacking/Invasion	0	0.0	0	0.0
Fraud - Credit Card/ATM	0	0.0	0	0.0
Fraud - False Pretenses	0	0.0	0	0.0
Fraud - Identity Theft	0	0.0	0	0.0
Fraud - Impersonation	0	0.0	0	0.0
Fraud - Welfare	0	0.0	0	0.0
Fraud - Wire	0	0.0	0	0.0
<b>Embezzlement</b>	<b>0</b>	<b>0.0</b>	<b>0</b>	<b>0.0</b>
<b>Stolen Property Offenses</b>	<b>0</b>	<b>0.0</b>	<b>0</b>	<b>0.0</b>
<b>Destruction/Damage/Vandalism</b>	<b>0</b>	<b>0.0</b>	<b>0</b>	<b>0.0</b>
<b>Drug/Narcotic Violations (Total)</b>	<b>0</b>	<b>0.0</b>	<b>0</b>	<b>0.0</b>
Drug/Narcotic Violations	0	0.0	0	0.0
Drug/Narcotic Equipment Violations	0	0.0	0	0.0

GROUP A OFFENSES	Offense	Rate per 1,000	Cleared	% Cleared
<b>Sex Offenses (Nonforcible) (Total)</b>	<b>0</b>	<b>0.0</b>	<b>0</b>	<b>0.0</b>
Incest	0	0.0	0	0.0
Statutory Rape	0	0.0	0	0.0
<b>Pornography/Obscene Material</b>	<b>0</b>	<b>0.0</b>	<b>0</b>	<b>0.0</b>
<b>Gambling Offenses (Total)</b>	<b>0</b>	<b>0.0</b>	<b>0</b>	<b>0.0</b>
Gambling - Betting/Wagering	0	0.0	0	0.0
Gambling - Operating/Promoting	0	0.0	0	0.0
Gambling - Equipment Violations	0	0.0	0	0.0
Gambling - Sports Tampering	0	0.0	0	0.0
<b>Prostitution Offenses (Total)</b>	<b>0</b>	<b>0.0</b>	<b>0</b>	<b>0.0</b>
Prostitution	0	0.0	0	0.0
Prostitution Assisting/Promoting	0	0.0	0	0.0
Purchasing Prostitution	0	0.0	0	0.0
<b>Human Trafficking Offenses (Total)</b>	<b>0</b>	<b>0.0</b>	<b>0</b>	<b>0.0</b>
Commercial Sex Acts	0	0.0	0	0.0
Involuntary Servitude	0	0.0	0	0.0
<b>Bribery</b>	<b>0</b>	<b>0.0</b>	<b>0</b>	<b>0.0</b>
<b>Weapon Law Violations</b>	<b>0</b>	<b>0.0</b>	<b>0</b>	<b>0.0</b>
<b>Animal Cruelty</b>	<b>0</b>	<b>0.0</b>	<b>0</b>	<b>0.0</b>

GROUP B OFFENSES	Offenses	Rate per 1,000
Bad Checks	0	0.0
Curfew/Vagrancy	0	0.0
Disorderly Conduct	0	0.0
DUI	0	0.0
Drunkenness	1	0.0
Family-Non Violent	0	0.0
Liquor Law Violations	0	0.0
Peeping Tom	0	0.0
Trespass	0	0.0
All Other Offenses	0	0.0

2025 Fall Term Campus Population	
Undergraduate Enrollment	1,175
Graduate Enrollment	2,017
Staff Personnel	446
Faculty Personnel	199
Security Personnel	41
<b>Total Campus Population</b>	<b>3,878</b>



Lipscomb University - 2025

GROUP A OFFENSES	Offense	Rate per 1,000	Cleared	% Cleared
<b>Homicide Offenses (Total)</b>	<b>0</b>	<b>0.0</b>	<b>0</b>	<b>0.0</b>
Murder	0	0.0	0	0.0
Negligent Manslaughter	0	0.0	0	0.0
Negligent Vehicular Manslaughter	0	0.0	0	0.0
<b>Kidnapping/Abduction</b>	<b>0</b>	<b>0.0</b>	<b>0</b>	<b>0.0</b>
<b>Sex Offenses (Forcible) (Total)</b>	<b>0</b>	<b>0.0</b>	<b>0</b>	<b>0.0</b>
Forcible Rape	0	0.0	0	0.0
Forcible Sodomy	0	0.0	0	0.0
Sexual Assault W/Object	0	0.0	0	0.0
Criminal Sexual Contact	0	0.0	0	0.0
<b>Robbery</b>	<b>0</b>	<b>0.0</b>	<b>0</b>	<b>0.0</b>
<b>Assault Offenses (Total)</b>	<b>1</b>	<b>0.2</b>	<b>0</b>	<b>0.0</b>
Aggravated Assault	0	0.0	0	0.0
Simple Assault	1	0.2	0	0.0
Intimidation	0	0.0	0	0.0
Stalking	0	0.0	0	0.0
<b>Arson</b>	<b>0</b>	<b>0.0</b>	<b>0</b>	<b>0.0</b>
<b>Extortion/Blackmail</b>	<b>0</b>	<b>0.0</b>	<b>0</b>	<b>0.0</b>
<b>Burglary</b>	<b>0</b>	<b>0.0</b>	<b>0</b>	<b>0.0</b>
<b>Larceny/Theft Offenses (Total)</b>	<b>5</b>	<b>0.8</b>	<b>0</b>	<b>0.0</b>
Theft - Pocket-picking	0	0.0	0	0.0
Theft - Purse Snatching	0	0.0	0	0.0
Theft - Shoplifting	0	0.0	0	0.0
Theft From Building	3	0.5	0	0.0
Theft From Coin Machine	0	0.0	0	0.0
Theft From Motor Vehicle	2	0.3	0	0.0
Theft of Motor Vehicle Parts	0	0.0	0	0.0
Theft - All Other Larceny	0	0.0	0	0.0
<b>Motor Vehicle Theft</b>	<b>0</b>	<b>0.0</b>	<b>0</b>	<b>0.0</b>
<b>Counterfeiting/Forgery</b>	<b>0</b>	<b>0.0</b>	<b>0</b>	<b>0.0</b>
<b>Fraud Offenses (Total)</b>	<b>0</b>	<b>0.0</b>	<b>0</b>	<b>0.0</b>
Fraud - Computer Hacking/Invasion	0	0.0	0	0.0
Fraud - Credit Card/ATM	0	0.0	0	0.0
Fraud - False Pretenses	0	0.0	0	0.0
Fraud - Identity Theft	0	0.0	0	0.0
Fraud - Impersonation	0	0.0	0	0.0
Fraud - Welfare	0	0.0	0	0.0
Fraud - Wire	0	0.0	0	0.0
<b>Embezzlement</b>	<b>0</b>	<b>0.0</b>	<b>0</b>	<b>0.0</b>
<b>Stolen Property Offenses</b>	<b>0</b>	<b>0.0</b>	<b>0</b>	<b>0.0</b>
<b>Destruction/Damage/Vandalism</b>	<b>2</b>	<b>0.3</b>	<b>0</b>	<b>0.0</b>
<b>Drug/Narcotic Violations (Total)</b>	<b>0</b>	<b>0.0</b>	<b>0</b>	<b>0.0</b>
Drug/Narcotic Violations	0	0.0	0	0.0
Drug/Narcotic Equipment Violations	0	0.0	0	0.0

GROUP A OFFENSES	Offense	Rate per 1,000	Cleared	% Cleared
<b>Sex Offenses (Nonforcible) (Total)</b>	<b>0</b>	<b>0.0</b>	<b>0</b>	<b>0.0</b>
Incest	0	0.0	0	0.0
Statutory Rape	0	0.0	0	0.0
<b>Pornography/Obscene Material</b>	<b>0</b>	<b>0.0</b>	<b>0</b>	<b>0.0</b>
<b>Gambling Offenses (Total)</b>	<b>0</b>	<b>0.0</b>	<b>0</b>	<b>0.0</b>
Gambling - Betting/Wagering	0	0.0	0	0.0
Gambling - Operating/Promoting	0	0.0	0	0.0
Gambling - Equipment Violations	0	0.0	0	0.0
Gambling - Sports Tampering	0	0.0	0	0.0
<b>Prostitution Offenses (Total)</b>	<b>0</b>	<b>0.0</b>	<b>0</b>	<b>0.0</b>
Prostitution	0	0.0	0	0.0
Prostitution Assisting/Promoting	0	0.0	0	0.0
Purchasing Prostitution	0	0.0	0	0.0
<b>Human Trafficking Offenses (Total)</b>	<b>0</b>	<b>0.0</b>	<b>0</b>	<b>0.0</b>
Commercial Sex Acts	0	0.0	0	0.0
Involuntary Servitude	0	0.0	0	0.0
<b>Bribery</b>	<b>0</b>	<b>0.0</b>	<b>0</b>	<b>0.0</b>
<b>Weapon Law Violations</b>	<b>1</b>	<b>0.2</b>	<b>0</b>	<b>0.0</b>
<b>Animal Cruelty</b>	<b>0</b>	<b>0.0</b>	<b>0</b>	<b>0.0</b>

GROUP B OFFENSES	Offenses	Rate per 1,000
Bad Checks	0	0.0
Curfew/Vagrancy	0	0.0
Disorderly Conduct	1	0.0
DUI	1	0.0
Drunkenness	0	0.0
Family-Non Violent	0	0.0
Liquor Law Violations	0	0.0
Peeping Tom	0	0.0
Trespass	2	0.0
All Other Offenses	0	0.0

2025 Fall Term Campus Population	
Undergraduate Enrollment	2,940
Graduate Enrollment	1,702
Staff Personnel	405
Faculty Personnel	955
Security Personnel	28
<b>Total Campus Population</b>	<b>6,030</b>



## Maryville College - 2025

GROUP A OFFENSES	Offense	Rate per 1,000	Cleared	% Cleared
<b>Homicide Offenses (Total)</b>	<b>0</b>	<b>0.0</b>	<b>0</b>	<b>0.0</b>
Murder	0	0.0	0	0.0
Negligent Manslaughter	0	0.0	0	0.0
Negligent Vehicular Manslaughter	0	0.0	0	0.0
<b>Kidnapping/Abduction</b>	<b>0</b>	<b>0.0</b>	<b>0</b>	<b>0.0</b>
<b>Sex Offenses (Forcible) (Total)</b>	<b>0</b>	<b>0.0</b>	<b>0</b>	<b>0.0</b>
Forcible Rape	0	0.0	0	0.0
Forcible Sodomy	0	0.0	0	0.0
Sexual Assault W/Object	0	0.0	0	0.0
Criminal Sexual Contact	0	0.0	0	0.0
<b>Robbery</b>	<b>0</b>	<b>0.0</b>	<b>0</b>	<b>0.0</b>
<b>Assault Offenses (Total)</b>	<b>1</b>	<b>0.7</b>	<b>0</b>	<b>0.0</b>
Aggravated Assault	0	0.0	0	0.0
Simple Assault	0	0.0	0	0.0
Intimidation	1	0.7	0	0.0
Stalking	0	0.0	0	0.0
<b>Arson</b>	<b>0</b>	<b>0.0</b>	<b>0</b>	<b>0.0</b>
<b>Extortion/Blackmail</b>	<b>0</b>	<b>0.0</b>	<b>0</b>	<b>0.0</b>
<b>Burglary</b>	<b>0</b>	<b>0.0</b>	<b>0</b>	<b>0.0</b>
<b>Larceny/Theft Offenses (Total)</b>	<b>0</b>	<b>0.0</b>	<b>0</b>	<b>0.0</b>
Theft - Pocket-picking	0	0.0	0	0.0
Theft - Purse Snatching	0	0.0	0	0.0
Theft - Shoplifting	0	0.0	0	0.0
Theft From Building	0	0.0	0	0.0
Theft From Coin Machine	0	0.0	0	0.0
Theft From Motor Vehicle	0	0.0	0	0.0
Theft of Motor Vehicle Parts	0	0.0	0	0.0
Theft - All Other Larceny	0	0.0	0	0.0
<b>Motor Vehicle Theft</b>	<b>0</b>	<b>0.0</b>	<b>0</b>	<b>0.0</b>
<b>Counterfeiting/Forgery</b>	<b>0</b>	<b>0.0</b>	<b>0</b>	<b>0.0</b>
<b>Fraud Offenses (Total)</b>	<b>0</b>	<b>0.0</b>	<b>0</b>	<b>0.0</b>
Fraud - Computer Hacking/Invasion	0	0.0	0	0.0
Fraud - Credit Card/ATM	0	0.0	0	0.0
Fraud - False Pretenses	0	0.0	0	0.0
Fraud - Identity Theft	0	0.0	0	0.0
Fraud - Impersonation	0	0.0	0	0.0
Fraud - Welfare	0	0.0	0	0.0
Fraud - Wire	0	0.0	0	0.0
<b>Embezzlement</b>	<b>0</b>	<b>0.0</b>	<b>0</b>	<b>0.0</b>
<b>Stolen Property Offenses</b>	<b>0</b>	<b>0.0</b>	<b>0</b>	<b>0.0</b>
<b>Destruction/Damage/Vandalism</b>	<b>6</b>	<b>4.3</b>	<b>1</b>	<b>16.7</b>
<b>Drug/Narcotic Violations (Total)</b>	<b>1</b>	<b>0.7</b>	<b>1</b>	<b>100.0</b>
Drug/Narcotic Violations	1	0.7	1	100.0
Drug/Narcotic Equipment Violations	0	0.0	0	0.0

GROUP A OFFENSES	Offense	Rate per 1,000	Cleared	% Cleared
<b>Sex Offenses (Nonforcible) (Total)</b>	<b>0</b>	<b>0.0</b>	<b>0</b>	<b>0.0</b>
Incest	0	0.0	0	0.0
Statutory Rape	0	0.0	0	0.0
<b>Pornography/Obscene Material</b>	<b>0</b>	<b>0.0</b>	<b>0</b>	<b>0.0</b>
<b>Gambling Offenses (Total)</b>	<b>0</b>	<b>0.0</b>	<b>0</b>	<b>0.0</b>
Gambling - Betting/Wagering	0	0.0	0	0.0
Gambling - Operating/Promoting	0	0.0	0	0.0
Gambling - Equipment Violations	0	0.0	0	0.0
Gambling - Sports Tampering	0	0.0	0	0.0
<b>Prostitution Offenses (Total)</b>	<b>0</b>	<b>0.0</b>	<b>0</b>	<b>0.0</b>
Prostitution	0	0.0	0	0.0
Prostitution Assisting/Promoting	0	0.0	0	0.0
Purchasing Prostitution	0	0.0	0	0.0
<b>Human Trafficking Offenses (Total)</b>	<b>0</b>	<b>0.0</b>	<b>0</b>	<b>0.0</b>
Commercial Sex Acts	0	0.0	0	0.0
Involuntary Servitude	0	0.0	0	0.0
<b>Bribery</b>	<b>0</b>	<b>0.0</b>	<b>0</b>	<b>0.0</b>
<b>Weapon Law Violations</b>	<b>0</b>	<b>0.0</b>	<b>0</b>	<b>0.0</b>
<b>Animal Cruelty</b>	<b>0</b>	<b>0.0</b>	<b>0</b>	<b>0.0</b>

GROUP B OFFENSES	Offenses	Rate per 1,000
Bad Checks	0	0.0
Curfew/Vagrancy	0	0.0
Disorderly Conduct	0	0.0
DUI	0	0.0
Drunkenness	0	0.0
Family-Non Violent	0	0.0
Liquor Law Violations	0	0.0
Peeping Tom	0	0.0
Trespass	0	0.0
All Other Offenses	0	0.0

2025 Fall Term Campus Population	
Undergraduate Enrollment	1,053
Graduate Enrollment	0
Staff Personnel	268
Faculty Personnel	77
Security Personnel	7
<b>Total Campus Population</b>	<b>1,405</b>



## Meharry Medical College - 2025

GROUP A OFFENSES	Offense	Rate per 1,000	Cleared	% Cleared
<b>Homicide Offenses (Total)</b>	<b>0</b>	<b>0.0</b>	<b>0</b>	<b>0.0</b>
Murder	0	0.0	0	0.0
Negligent Manslaughter	0	0.0	0	0.0
Negligent Vehicular Manslaughter	0	0.0	0	0.0
<b>Kidnapping/Abduction</b>	<b>0</b>	<b>0.0</b>	<b>0</b>	<b>0.0</b>
<b>Sex Offenses (Forcible) (Total)</b>	<b>0</b>	<b>0.0</b>	<b>0</b>	<b>0.0</b>
Forcible Rape	0	0.0	0	0.0
Forcible Sodomy	0	0.0	0	0.0
Sexual Assault W/Object	0	0.0	0	0.0
Criminal Sexual Contact	0	0.0	0	0.0
<b>Robbery</b>	<b>0</b>	<b>0.0</b>	<b>0</b>	<b>0.0</b>
<b>Assault Offenses (Total)</b>	<b>1</b>	<b>0.4</b>	<b>0</b>	<b>0.0</b>
Aggravated Assault	1	0.4	0	0.0
Simple Assault	0	0.0	0	0.0
Intimidation	0	0.0	0	0.0
Stalking	0	0.0	0	0.0
<b>Arson</b>	<b>0</b>	<b>0.0</b>	<b>0</b>	<b>0.0</b>
<b>Extortion/Blackmail</b>	<b>0</b>	<b>0.0</b>	<b>0</b>	<b>0.0</b>
<b>Burglary</b>	<b>0</b>	<b>0.0</b>	<b>0</b>	<b>0.0</b>
<b>Larceny/Theft Offenses (Total)</b>	<b>14</b>	<b>5.7</b>	<b>0</b>	<b>0.0</b>
Theft - Pocket-picking	0	0.0	0	0.0
Theft - Purse Snatching	1	0.4	0	0.0
Theft - Shoplifting	0	0.0	0	0.0
Theft From Building	8	3.3	0	0.0
Theft From Coin Machine	0	0.0	0	0.0
Theft From Motor Vehicle	5	2.0	0	0.0
Theft of Motor Vehicle Parts	0	0.0	0	0.0
Theft - All Other Larceny	0	0.0	0	0.0
<b>Motor Vehicle Theft</b>	<b>0</b>	<b>0.0</b>	<b>0</b>	<b>0.0</b>
<b>Counterfeiting/Forgery</b>	<b>0</b>	<b>0.0</b>	<b>0</b>	<b>0.0</b>
<b>Fraud Offenses (Total)</b>	<b>0</b>	<b>0.0</b>	<b>0</b>	<b>0.0</b>
Fraud - Computer Hacking/Invasion	0	0.0	0	0.0
Fraud - Credit Card/ATM	0	0.0	0	0.0
Fraud - False Pretenses	0	0.0	0	0.0
Fraud - Identity Theft	0	0.0	0	0.0
Fraud - Impersonation	0	0.0	0	0.0
Fraud - Welfare	0	0.0	0	0.0
Fraud - Wire	0	0.0	0	0.0
<b>Embezzlement</b>	<b>0</b>	<b>0.0</b>	<b>0</b>	<b>0.0</b>
<b>Stolen Property Offenses</b>	<b>0</b>	<b>0.0</b>	<b>0</b>	<b>0.0</b>
<b>Destruction/Damage/Vandalism</b>	<b>5</b>	<b>2.0</b>	<b>0</b>	<b>0.0</b>
<b>Drug/Narcotic Violations (Total)</b>	<b>0</b>	<b>0.0</b>	<b>0</b>	<b>0.0</b>
Drug/Narcotic Violations	0	0.0	0	0.0
Drug/Narcotic Equipment Violations	0	0.0	0	0.0

GROUP A OFFENSES	Offense	Rate per 1,000	Cleared	% Cleared
<b>Sex Offenses (Nonforcible) (Total)</b>	<b>0</b>	<b>0.0</b>	<b>0</b>	<b>0.0</b>
Incest	0	0.0	0	0.0
Statutory Rape	0	0.0	0	0.0
<b>Pornography/Obscene Material</b>	<b>0</b>	<b>0.0</b>	<b>0</b>	<b>0.0</b>
<b>Gambling Offenses (Total)</b>	<b>0</b>	<b>0.0</b>	<b>0</b>	<b>0.0</b>
Gambling - Betting/Wagering	0	0.0	0	0.0
Gambling - Operating/Promoting	0	0.0	0	0.0
Gambling - Equipment Violations	0	0.0	0	0.0
Gambling - Sports Tampering	0	0.0	0	0.0
<b>Prostitution Offenses (Total)</b>	<b>0</b>	<b>0.0</b>	<b>0</b>	<b>0.0</b>
Prostitution	0	0.0	0	0.0
Prostitution Assisting/Promoting	0	0.0	0	0.0
Purchasing Prostitution	0	0.0	0	0.0
<b>Human Trafficking Offenses (Total)</b>	<b>0</b>	<b>0.0</b>	<b>0</b>	<b>0.0</b>
Commercial Sex Acts	0	0.0	0	0.0
Involuntary Servitude	0	0.0	0	0.0
<b>Bribery</b>	<b>0</b>	<b>0.0</b>	<b>0</b>	<b>0.0</b>
<b>Weapon Law Violations</b>	<b>0</b>	<b>0.0</b>	<b>0</b>	<b>0.0</b>
<b>Animal Cruelty</b>	<b>0</b>	<b>0.0</b>	<b>0</b>	<b>0.0</b>

GROUP B OFFENSES	Offenses	Rate per 1,000
Bad Checks	0	0.0
Curfew/Vagrancy	0	0.0
Disorderly Conduct	0	0.0
DUI	0	0.0
Drunkenness	0	0.0
Family-Non Violent	0	0.0
Liquor Law Violations	0	0.0
Peeping Tom	0	0.0
Trespass	0	0.0
All Other Offenses	0	0.0

2025 Fall Term Campus Population	
Undergraduate Enrollment	0
Graduate Enrollment	1,483
Staff Personnel	678
Faculty Personnel	254
Security Personnel	31
<b>Total Campus Population</b>	<b>2,446</b>



## Middle Tennessee State University - 2025

GROUP A OFFENSES	Offense	Rate per 1,000	Cleared	% Cleared
<b>Homicide Offenses (Total)</b>	<b>0</b>	<b>0.0</b>	<b>0</b>	<b>0.0</b>
Murder	0	0.0	0	0.0
Negligent Manslaughter	0	0.0	0	0.0
Negligent Vehicular Manslaughter	0	0.0	0	0.0
<b>Kidnapping/Abduction</b>	<b>0</b>	<b>0.0</b>	<b>0</b>	<b>0.0</b>
<b>Sex Offenses (Forcible) (Total)</b>	<b>3</b>	<b>0.1</b>	<b>2</b>	<b>66.7</b>
Forcible Rape	0	0.0	0	0.0
Forcible Sodomy	0	0.0	0	0.0
Sexual Assault W/Object	0	0.0	0	0.0
Criminal Sexual Contact	3	0.1	2	66.7
<b>Robbery</b>	<b>0</b>	<b>0.0</b>	<b>0</b>	<b>0.0</b>
<b>Assault Offenses (Total)</b>	<b>22</b>	<b>1.0</b>	<b>6</b>	<b>27.3</b>
Aggravated Assault	1	0.0	1	100.0
Simple Assault	11	0.5	5	45.5
Intimidation	9	0.4	0	0.0
Stalking	1	0.0	0	0.0
<b>Arson</b>	<b>0</b>	<b>0.0</b>	<b>0</b>	<b>0.0</b>
<b>Extortion/Blackmail</b>	<b>6</b>	<b>0.3</b>	<b>0</b>	<b>0.0</b>
<b>Burglary</b>	<b>6</b>	<b>0.3</b>	<b>3</b>	<b>50.0</b>
<b>Larceny/Theft Offenses (Total)</b>	<b>38</b>	<b>1.7</b>	<b>8</b>	<b>21.1</b>
Theft - Pocket-picking	0	0.0	0	0.0
Theft - Purse Snatching	0	0.0	0	0.0
Theft - Shoplifting	0	0.0	0	0.0
Theft From Building	20	0.9	2	10.0
Theft From Coin Machine	0	0.0	0	0.0
Theft From Motor Vehicle	5	0.2	1	20.0
Theft of Motor Vehicle Parts	0	0.0	0	0.0
Theft - All Other Larceny	13	0.6	5	38.5
<b>Motor Vehicle Theft</b>	<b>20</b>	<b>0.9</b>	<b>9</b>	<b>45.0</b>
<b>Counterfeiting/Forgery</b>	<b>1</b>	<b>0.0</b>	<b>1</b>	<b>100.0</b>
<b>Fraud Offenses (Total)</b>	<b>6</b>	<b>0.3</b>	<b>0</b>	<b>0.0</b>
Fraud - Computer Hacking/Invasion	0	0.0	0	0.0
Fraud - Credit Card/ATM	0	0.0	0	0.0
Fraud - False Pretenses	2	0.1	0	0.0
Fraud - Identity Theft	0	0.0	0	0.0
Fraud - Impersonation	0	0.0	0	0.0
Fraud - Welfare	0	0.0	0	0.0
Fraud - Wire	4	0.2	0	0.0
<b>Embezzlement</b>	<b>0</b>	<b>0.0</b>	<b>0</b>	<b>0.0</b>
<b>Stolen Property Offenses</b>	<b>0</b>	<b>0.0</b>	<b>0</b>	<b>0.0</b>
<b>Destruction/Damage/Vandalism</b>	<b>28</b>	<b>1.2</b>	<b>5</b>	<b>17.9</b>
<b>Drug/Narcotic Violations (Total)</b>	<b>87</b>	<b>3.8</b>	<b>74</b>	<b>85.1</b>
Drug/Narcotic Violations	57	2.5	47	82.5
Drug/Narcotic Equipment Violations	30	1.3	27	90.0

GROUP A OFFENSES	Offense	Rate per 1,000	Cleared	% Cleared
<b>Sex Offenses (Nonforcible) (Total)</b>	<b>0</b>	<b>0.0</b>	<b>0</b>	<b>0.0</b>
Incest	0	0.0	0	0.0
Statutory Rape	0	0.0	0	0.0
<b>Pornography/Obscene Material</b>	<b>1</b>	<b>0.0</b>	<b>0</b>	<b>0.0</b>
<b>Gambling Offenses (Total)</b>	<b>0</b>	<b>0.0</b>	<b>0</b>	<b>0.0</b>
Gambling - Betting/Wagering	0	0.0	0	0.0
Gambling - Operating/Promoting	0	0.0	0	0.0
Gambling - Equipment Violations	0	0.0	0	0.0
Gambling - Sports Tampering	0	0.0	0	0.0
<b>Prostitution Offenses (Total)</b>	<b>1</b>	<b>0.0</b>	<b>1</b>	<b>100.0</b>
Prostitution	0	0.0	0	0.0
Prostitution Assisting/Promoting	1	0.0	1	100.0
Purchasing Prostitution	0	0.0	0	0.0
<b>Human Trafficking Offenses (Total)</b>	<b>0</b>	<b>0.0</b>	<b>0</b>	<b>0.0</b>
Commercial Sex Acts	0	0.0	0	0.0
Involuntary Servitude	0	0.0	0	0.0
<b>Bribery</b>	<b>0</b>	<b>0.0</b>	<b>0</b>	<b>0.0</b>
<b>Weapon Law Violations</b>	<b>14</b>	<b>0.6</b>	<b>14</b>	<b>100.0</b>
<b>Animal Cruelty</b>	<b>0</b>	<b>0.0</b>	<b>0</b>	<b>0.0</b>

GROUP B OFFENSES	Offenses	Rate per 1,000
Bad Checks	0	0.0
Curfew/Vagrancy	0	0.0
Disorderly Conduct	0	0.0
DUI	41	0.0
Drunkenness	2	0.0
Family-Non Violent	0	0.0
Liquor Law Violations	7	0.0
Peeping Tom	0	0.0
Trespass	9	0.0
All Other Offenses	1	0.0

2025 Fall Term Campus Population	
Undergraduate Enrollment	18,985
Graduate Enrollment	1,615
Staff Personnel	1,298
Faculty Personnel	1,007
Security Personnel	40
<b>Total Campus Population</b>	<b>22,945</b>



## Milligan College - 2025

GROUP A OFFENSES	Offense	Rate per 1,000	Cleared	% Cleared
<b>Homicide Offenses (Total)</b>	<b>0</b>	<b>0.0</b>	<b>0</b>	<b>0.0</b>
Murder	0	0.0	0	0.0
Negligent Manslaughter	0	0.0	0	0.0
Negligent Vehicular Manslaughter	0	0.0	0	0.0
<b>Kidnapping/Abduction</b>	<b>0</b>	<b>0.0</b>	<b>0</b>	<b>0.0</b>
<b>Sex Offenses (Forcible) (Total)</b>	<b>0</b>	<b>0.0</b>	<b>0</b>	<b>0.0</b>
Forcible Rape	0	0.0	0	0.0
Forcible Sodomy	0	0.0	0	0.0
Sexual Assault W/Object	0	0.0	0	0.0
Criminal Sexual Contact	0	0.0	0	0.0
<b>Robbery</b>	<b>0</b>	<b>0.0</b>	<b>0</b>	<b>0.0</b>
<b>Assault Offenses (Total)</b>	<b>0</b>	<b>0.0</b>	<b>0</b>	<b>0.0</b>
Aggravated Assault	0	0.0	0	0.0
Simple Assault	0	0.0	0	0.0
Intimidation	0	0.0	0	0.0
Stalking	0	0.0	0	0.0
<b>Arson</b>	<b>0</b>	<b>0.0</b>	<b>0</b>	<b>0.0</b>
<b>Extortion/Blackmail</b>	<b>0</b>	<b>0.0</b>	<b>0</b>	<b>0.0</b>
<b>Burglary</b>	<b>0</b>	<b>0.0</b>	<b>0</b>	<b>0.0</b>
<b>Larceny/Theft Offenses (Total)</b>	<b>3</b>	<b>2.1</b>	<b>2</b>	<b>66.7</b>
Theft - Pocket-picking	0	0.0	0	0.0
Theft - Purse Snatching	0	0.0	0	0.0
Theft - Shoplifting	0	0.0	0	0.0
Theft From Building	3	2.1	2	66.7
Theft From Coin Machine	0	0.0	0	0.0
Theft From Motor Vehicle	0	0.0	0	0.0
Theft of Motor Vehicle Parts	0	0.0	0	0.0
Theft - All Other Larceny	0	0.0	0	0.0
<b>Motor Vehicle Theft</b>	<b>0</b>	<b>0.0</b>	<b>0</b>	<b>0.0</b>
<b>Counterfeiting/Forgery</b>	<b>0</b>	<b>0.0</b>	<b>0</b>	<b>0.0</b>
<b>Fraud Offenses (Total)</b>	<b>0</b>	<b>0.0</b>	<b>0</b>	<b>0.0</b>
Fraud - Computer Hacking/Invasion	0	0.0	0	0.0
Fraud - Credit Card/ATM	0	0.0	0	0.0
Fraud - False Pretenses	0	0.0	0	0.0
Fraud - Identity Theft	0	0.0	0	0.0
Fraud - Impersonation	0	0.0	0	0.0
Fraud - Welfare	0	0.0	0	0.0
Fraud - Wire	0	0.0	0	0.0
<b>Embezzlement</b>	<b>0</b>	<b>0.0</b>	<b>0</b>	<b>0.0</b>
<b>Stolen Property Offenses</b>	<b>0</b>	<b>0.0</b>	<b>0</b>	<b>0.0</b>
<b>Destruction/Damage/Vandalism</b>	<b>0</b>	<b>0.0</b>	<b>0</b>	<b>0.0</b>
<b>Drug/Narcotic Violations (Total)</b>	<b>1</b>	<b>0.7</b>	<b>0</b>	<b>0.0</b>
Drug/Narcotic Violations	1	0.7	0	0.0
Drug/Narcotic Equipment Violations	0	0.0	0	0.0

GROUP A OFFENSES	Offense	Rate per 1,000	Cleared	% Cleared
<b>Sex Offenses (Nonforcible) (Total)</b>	<b>0</b>	<b>0.0</b>	<b>0</b>	<b>0.0</b>
Incest	0	0.0	0	0.0
Statutory Rape	0	0.0	0	0.0
<b>Pornography/Obscene Material</b>	<b>0</b>	<b>0.0</b>	<b>0</b>	<b>0.0</b>
<b>Gambling Offenses (Total)</b>	<b>0</b>	<b>0.0</b>	<b>0</b>	<b>0.0</b>
Gambling - Betting/Wagering	0	0.0	0	0.0
Gambling - Operating/Promoting	0	0.0	0	0.0
Gambling - Equipment Violations	0	0.0	0	0.0
Gambling - Sports Tampering	0	0.0	0	0.0
<b>Prostitution Offenses (Total)</b>	<b>0</b>	<b>0.0</b>	<b>0</b>	<b>0.0</b>
Prostitution	0	0.0	0	0.0
Prostitution Assisting/Promoting	0	0.0	0	0.0
Purchasing Prostitution	0	0.0	0	0.0
<b>Human Trafficking Offenses (Total)</b>	<b>0</b>	<b>0.0</b>	<b>0</b>	<b>0.0</b>
Commercial Sex Acts	0	0.0	0	0.0
Involuntary Servitude	0	0.0	0	0.0
<b>Bribery</b>	<b>0</b>	<b>0.0</b>	<b>0</b>	<b>0.0</b>
<b>Weapon Law Violations</b>	<b>0</b>	<b>0.0</b>	<b>0</b>	<b>0.0</b>
<b>Animal Cruelty</b>	<b>0</b>	<b>0.0</b>	<b>0</b>	<b>0.0</b>

GROUP B OFFENSES	Offenses	Rate per 1,000
Bad Checks	0	0.0
Curfew/Vagrancy	0	0.0
Disorderly Conduct	0	0.0
DUI	0	0.0
Drunkenness	0	0.0
Family-Non Violent	0	0.0
Liquor Law Violations	3	0.0
Peeping Tom	0	0.0
Trespass	0	0.0
All Other Offenses	0	0.0

2025 Fall Term Campus Population	
Undergraduate Enrollment	843
Graduate Enrollment	304
Staff Personnel	116
Faculty Personnel	173
Security Personnel	5
<b>Total Campus Population</b>	<b>1,441</b>



## Motlow State Community College - 2025

GROUP A OFFENSES	Offense	Rate per 1,000	Cleared	% Cleared
<b>Homicide Offenses (Total)</b>	<b>0</b>	<b>0.0</b>	<b>0</b>	<b>0.0</b>
Murder	0	0.0	0	0.0
Negligent Manslaughter	0	0.0	0	0.0
Negligent Vehicular Manslaughter	0	0.0	0	0.0
<b>Kidnapping/Abduction</b>	<b>0</b>	<b>0.0</b>	<b>0</b>	<b>0.0</b>
<b>Sex Offenses (Forcible) (Total)</b>	<b>0</b>	<b>0.0</b>	<b>0</b>	<b>0.0</b>
Forcible Rape	0	0.0	0	0.0
Forcible Sodomy	0	0.0	0	0.0
Sexual Assault W/Object	0	0.0	0	0.0
Criminal Sexual Contact	0	0.0	0	0.0
<b>Robbery</b>	<b>0</b>	<b>0.0</b>	<b>0</b>	<b>0.0</b>
<b>Assault Offenses (Total)</b>	<b>1</b>	<b>0.2</b>	<b>1</b>	<b>100.0</b>
Aggravated Assault	0	0.0	0	0.0
Simple Assault	1	0.2	1	100.0
Intimidation	0	0.0	0	0.0
Stalking	0	0.0	0	0.0
<b>Arson</b>	<b>0</b>	<b>0.0</b>	<b>0</b>	<b>0.0</b>
<b>Extortion/Blackmail</b>	<b>0</b>	<b>0.0</b>	<b>0</b>	<b>0.0</b>
<b>Burglary</b>	<b>0</b>	<b>0.0</b>	<b>0</b>	<b>0.0</b>
<b>Larceny/Theft Offenses (Total)</b>	<b>0</b>	<b>0.0</b>	<b>0</b>	<b>0.0</b>
Theft - Pocket-picking	0	0.0	0	0.0
Theft - Purse Snatching	0	0.0	0	0.0
Theft - Shoplifting	0	0.0	0	0.0
Theft From Building	0	0.0	0	0.0
Theft From Coin Machine	0	0.0	0	0.0
Theft From Motor Vehicle	0	0.0	0	0.0
Theft of Motor Vehicle Parts	0	0.0	0	0.0
Theft - All Other Larceny	0	0.0	0	0.0
<b>Motor Vehicle Theft</b>	<b>0</b>	<b>0.0</b>	<b>0</b>	<b>0.0</b>
<b>Counterfeiting/Forgery</b>	<b>0</b>	<b>0.0</b>	<b>0</b>	<b>0.0</b>
<b>Fraud Offenses (Total)</b>	<b>0</b>	<b>0.0</b>	<b>0</b>	<b>0.0</b>
Fraud - Computer Hacking/Invasion	0	0.0	0	0.0
Fraud - Credit Card/ATM	0	0.0	0	0.0
Fraud - False Pretenses	0	0.0	0	0.0
Fraud - Identity Theft	0	0.0	0	0.0
Fraud - Impersonation	0	0.0	0	0.0
Fraud - Welfare	0	0.0	0	0.0
Fraud - Wire	0	0.0	0	0.0
<b>Embezzlement</b>	<b>0</b>	<b>0.0</b>	<b>0</b>	<b>0.0</b>
<b>Stolen Property Offenses</b>	<b>0</b>	<b>0.0</b>	<b>0</b>	<b>0.0</b>
<b>Destruction/Damage/Vandalism</b>	<b>0</b>	<b>0.0</b>	<b>0</b>	<b>0.0</b>
<b>Drug/Narcotic Violations (Total)</b>	<b>0</b>	<b>0.0</b>	<b>0</b>	<b>0.0</b>
Drug/Narcotic Violations	0	0.0	0	0.0
Drug/Narcotic Equipment Violations	0	0.0	0	0.0

GROUP A OFFENSES	Offense	Rate per 1,000	Cleared	% Cleared
<b>Sex Offenses (Nonforcible) (Total)</b>	<b>0</b>	<b>0.0</b>	<b>0</b>	<b>0.0</b>
Incest	0	0.0	0	0.0
Statutory Rape	0	0.0	0	0.0
<b>Pornography/Obscene Material</b>	<b>0</b>	<b>0.0</b>	<b>0</b>	<b>0.0</b>
<b>Gambling Offenses (Total)</b>	<b>0</b>	<b>0.0</b>	<b>0</b>	<b>0.0</b>
Gambling - Betting/Wagering	0	0.0	0	0.0
Gambling - Operating/Promoting	0	0.0	0	0.0
Gambling - Equipment Violations	0	0.0	0	0.0
Gambling - Sports Tampering	0	0.0	0	0.0
<b>Prostitution Offenses (Total)</b>	<b>0</b>	<b>0.0</b>	<b>0</b>	<b>0.0</b>
Prostitution	0	0.0	0	0.0
Prostitution Assisting/Promoting	0	0.0	0	0.0
Purchasing Prostitution	0	0.0	0	0.0
<b>Human Trafficking Offenses (Total)</b>	<b>0</b>	<b>0.0</b>	<b>0</b>	<b>0.0</b>
Commercial Sex Acts	0	0.0	0	0.0
Involuntary Servitude	0	0.0	0	0.0
<b>Bribery</b>	<b>0</b>	<b>0.0</b>	<b>0</b>	<b>0.0</b>
<b>Weapon Law Violations</b>	<b>0</b>	<b>0.0</b>	<b>0</b>	<b>0.0</b>
<b>Animal Cruelty</b>	<b>0</b>	<b>0.0</b>	<b>0</b>	<b>0.0</b>

GROUP B OFFENSES	Offenses	Rate per 1,000
Bad Checks	0	0.0
Curfew/Vagrancy	0	0.0
Disorderly Conduct	0	0.0
DUI	0	0.0
Drunkenness	0	0.0
Family-Non Violent	0	0.0
Liquor Law Violations	0	0.0
Peeping Tom	0	0.0
Trespass	1	0.0
All Other Offenses	0	0.0

2025 Fall Term Campus Population	
Undergraduate Enrollment	4,108
Graduate Enrollment	0
Staff Personnel	191
Faculty Personnel	131
Security Personnel	6
<b>Total Campus Population</b>	<b>4,436</b>



## Nashville State Community College - 2025

GROUP A OFFENSES	Offense	Rate per 1,000	Cleared	% Cleared
<b>Homicide Offenses (Total)</b>	<b>0</b>	<b>0.0</b>	<b>0</b>	<b>0.0</b>
Murder	0	0.0	0	0.0
Negligent Manslaughter	0	0.0	0	0.0
Negligent Vehicular Manslaughter	0	0.0	0	0.0
<b>Kidnapping/Abduction</b>	<b>0</b>	<b>0.0</b>	<b>0</b>	<b>0.0</b>
<b>Sex Offenses (Forcible) (Total)</b>	<b>0</b>	<b>0.0</b>	<b>0</b>	<b>0.0</b>
Forcible Rape	0	0.0	0	0.0
Forcible Sodomy	0	0.0	0	0.0
Sexual Assault W/Object	0	0.0	0	0.0
Criminal Sexual Contact	0	0.0	0	0.0
<b>Robbery</b>	<b>0</b>	<b>0.0</b>	<b>0</b>	<b>0.0</b>
<b>Assault Offenses (Total)</b>	<b>0</b>	<b>0.0</b>	<b>0</b>	<b>0.0</b>
Aggravated Assault	0	0.0	0	0.0
Simple Assault	0	0.0	0	0.0
Intimidation	0	0.0	0	0.0
Stalking	0	0.0	0	0.0
<b>Arson</b>	<b>0</b>	<b>0.0</b>	<b>0</b>	<b>0.0</b>
<b>Extortion/Blackmail</b>	<b>0</b>	<b>0.0</b>	<b>0</b>	<b>0.0</b>
<b>Burglary</b>	<b>0</b>	<b>0.0</b>	<b>0</b>	<b>0.0</b>
<b>Larceny/Theft Offenses (Total)</b>	<b>0</b>	<b>0.0</b>	<b>0</b>	<b>0.0</b>
Theft - Pocket-picking	0	0.0	0	0.0
Theft - Purse Snatching	0	0.0	0	0.0
Theft - Shoplifting	0	0.0	0	0.0
Theft From Building	0	0.0	0	0.0
Theft From Coin Machine	0	0.0	0	0.0
Theft From Motor Vehicle	0	0.0	0	0.0
Theft of Motor Vehicle Parts	0	0.0	0	0.0
Theft - All Other Larceny	0	0.0	0	0.0
<b>Motor Vehicle Theft</b>	<b>0</b>	<b>0.0</b>	<b>0</b>	<b>0.0</b>
<b>Counterfeiting/Forgery</b>	<b>1</b>	<b>0.1</b>	<b>0</b>	<b>0.0</b>
<b>Fraud Offenses (Total)</b>	<b>0</b>	<b>0.0</b>	<b>0</b>	<b>0.0</b>
Fraud - Computer Hacking/Invasion	0	0.0	0	0.0
Fraud - Credit Card/ATM	0	0.0	0	0.0
Fraud - False Pretenses	0	0.0	0	0.0
Fraud - Identity Theft	0	0.0	0	0.0
Fraud - Impersonation	0	0.0	0	0.0
Fraud - Welfare	0	0.0	0	0.0
Fraud - Wire	0	0.0	0	0.0
<b>Embezzlement</b>	<b>0</b>	<b>0.0</b>	<b>0</b>	<b>0.0</b>
<b>Stolen Property Offenses</b>	<b>0</b>	<b>0.0</b>	<b>0</b>	<b>0.0</b>
<b>Destruction/Damage/Vandalism</b>	<b>1</b>	<b>0.1</b>	<b>0</b>	<b>0.0</b>
<b>Drug/Narcotic Violations (Total)</b>	<b>0</b>	<b>0.0</b>	<b>0</b>	<b>0.0</b>
Drug/Narcotic Violations	0	0.0	0	0.0
Drug/Narcotic Equipment Violations	0	0.0	0	0.0

GROUP A OFFENSES	Offense	Rate per 1,000	Cleared	% Cleared
<b>Sex Offenses (Nonforcible) (Total)</b>	<b>0</b>	<b>0.0</b>	<b>0</b>	<b>0.0</b>
Incest	0	0.0	0	0.0
Statutory Rape	0	0.0	0	0.0
<b>Pornography/Obscene Material</b>	<b>0</b>	<b>0.0</b>	<b>0</b>	<b>0.0</b>
<b>Gambling Offenses (Total)</b>	<b>0</b>	<b>0.0</b>	<b>0</b>	<b>0.0</b>
Gambling - Betting/Wagering	0	0.0	0	0.0
Gambling - Operating/Promoting	0	0.0	0	0.0
Gambling - Equipment Violations	0	0.0	0	0.0
Gambling - Sports Tampering	0	0.0	0	0.0
<b>Prostitution Offenses (Total)</b>	<b>0</b>	<b>0.0</b>	<b>0</b>	<b>0.0</b>
Prostitution	0	0.0	0	0.0
Prostitution Assisting/Promoting	0	0.0	0	0.0
Purchasing Prostitution	0	0.0	0	0.0
<b>Human Trafficking Offenses (Total)</b>	<b>0</b>	<b>0.0</b>	<b>0</b>	<b>0.0</b>
Commercial Sex Acts	0	0.0	0	0.0
Involuntary Servitude	0	0.0	0	0.0
<b>Bribery</b>	<b>0</b>	<b>0.0</b>	<b>0</b>	<b>0.0</b>
<b>Weapon Law Violations</b>	<b>0</b>	<b>0.0</b>	<b>0</b>	<b>0.0</b>
<b>Animal Cruelty</b>	<b>0</b>	<b>0.0</b>	<b>0</b>	<b>0.0</b>

GROUP B OFFENSES	Offenses	Rate per 1,000
Bad Checks	0	0.0
Curfew/Vagrancy	0	0.0
Disorderly Conduct	0	0.0
DUI	0	0.0
Drunkenness	0	0.0
Family-Non Violent	0	0.0
Liquor Law Violations	0	0.0
Peeping Tom	0	0.0
Trespass	0	0.0
All Other Offenses	0	0.0

2025 Fall Term Campus Population	
Undergraduate Enrollment	6,594
Graduate Enrollment	0
Staff Personnel	253
Faculty Personnel	316
Security Personnel	24
<b>Total Campus Population</b>	<b>7,187</b>



## Northeast State Community College - 2025

GROUP A OFFENSES	Offense	Rate per 1,000	Cleared	% Cleared
<b>Homicide Offenses (Total)</b>	<b>0</b>	<b>0.0</b>	<b>0</b>	<b>0.0</b>
Murder	0	0.0	0	0.0
Negligent Manslaughter	0	0.0	0	0.0
Negligent Vehicular Manslaughter	0	0.0	0	0.0
<b>Kidnapping/Abduction</b>	<b>0</b>	<b>0.0</b>	<b>0</b>	<b>0.0</b>
<b>Sex Offenses (Forcible) (Total)</b>	<b>0</b>	<b>0.0</b>	<b>0</b>	<b>0.0</b>
Forcible Rape	0	0.0	0	0.0
Forcible Sodomy	0	0.0	0	0.0
Sexual Assault W/Object	0	0.0	0	0.0
Criminal Sexual Contact	0	0.0	0	0.0
<b>Robbery</b>	<b>0</b>	<b>0.0</b>	<b>0</b>	<b>0.0</b>
<b>Assault Offenses (Total)</b>	<b>4</b>	<b>0.8</b>	<b>1</b>	<b>25.0</b>
Aggravated Assault	0	0.0	0	0.0
Simple Assault	3	0.6	1	33.3
Intimidation	0	0.0	0	0.0
Stalking	1	0.2	0	0.0
<b>Arson</b>	<b>0</b>	<b>0.0</b>	<b>0</b>	<b>0.0</b>
<b>Extortion/Blackmail</b>	<b>0</b>	<b>0.0</b>	<b>0</b>	<b>0.0</b>
<b>Burglary</b>	<b>0</b>	<b>0.0</b>	<b>0</b>	<b>0.0</b>
<b>Larceny/Theft Offenses (Total)</b>	<b>2</b>	<b>0.4</b>	<b>0</b>	<b>0.0</b>
Theft - Pocket-picking	0	0.0	0	0.0
Theft - Purse Snatching	0	0.0	0	0.0
Theft - Shoplifting	0	0.0	0	0.0
Theft From Building	1	0.2	0	0.0
Theft From Coin Machine	0	0.0	0	0.0
Theft From Motor Vehicle	0	0.0	0	0.0
Theft of Motor Vehicle Parts	0	0.0	0	0.0
Theft - All Other Larceny	1	0.2	0	0.0
<b>Motor Vehicle Theft</b>	<b>0</b>	<b>0.0</b>	<b>0</b>	<b>0.0</b>
<b>Counterfeiting/Forgery</b>	<b>0</b>	<b>0.0</b>	<b>0</b>	<b>0.0</b>
<b>Fraud Offenses (Total)</b>	<b>0</b>	<b>0.0</b>	<b>0</b>	<b>0.0</b>
Fraud - Computer Hacking/Invasion	0	0.0	0	0.0
Fraud - Credit Card/ATM	0	0.0	0	0.0
Fraud - False Pretenses	0	0.0	0	0.0
Fraud - Identity Theft	0	0.0	0	0.0
Fraud - Impersonation	0	0.0	0	0.0
Fraud - Welfare	0	0.0	0	0.0
Fraud - Wire	0	0.0	0	0.0
<b>Embezzlement</b>	<b>0</b>	<b>0.0</b>	<b>0</b>	<b>0.0</b>
<b>Stolen Property Offenses</b>	<b>0</b>	<b>0.0</b>	<b>0</b>	<b>0.0</b>
<b>Destruction/Damage/Vandalism</b>	<b>4</b>	<b>0.8</b>	<b>0</b>	<b>0.0</b>
<b>Drug/Narcotic Violations (Total)</b>	<b>0</b>	<b>0.0</b>	<b>0</b>	<b>0.0</b>
Drug/Narcotic Violations	0	0.0	0	0.0
Drug/Narcotic Equipment Violations	0	0.0	0	0.0

GROUP A OFFENSES	Offense	Rate per 1,000	Cleared	% Cleared
<b>Sex Offenses (Nonforcible) (Total)</b>	<b>0</b>	<b>0.0</b>	<b>0</b>	<b>0.0</b>
Incest	0	0.0	0	0.0
Statutory Rape	0	0.0	0	0.0
<b>Pornography/Obscene Material</b>	<b>0</b>	<b>0.0</b>	<b>0</b>	<b>0.0</b>
<b>Gambling Offenses (Total)</b>	<b>0</b>	<b>0.0</b>	<b>0</b>	<b>0.0</b>
Gambling - Betting/Wagering	0	0.0	0	0.0
Gambling - Operating/Promoting	0	0.0	0	0.0
Gambling - Equipment Violations	0	0.0	0	0.0
Gambling - Sports Tampering	0	0.0	0	0.0
<b>Prostitution Offenses (Total)</b>	<b>0</b>	<b>0.0</b>	<b>0</b>	<b>0.0</b>
Prostitution	0	0.0	0	0.0
Prostitution Assisting/Promoting	0	0.0	0	0.0
Purchasing Prostitution	0	0.0	0	0.0
<b>Human Trafficking Offenses (Total)</b>	<b>0</b>	<b>0.0</b>	<b>0</b>	<b>0.0</b>
Commercial Sex Acts	0	0.0	0	0.0
Involuntary Servitude	0	0.0	0	0.0
<b>Bribery</b>	<b>0</b>	<b>0.0</b>	<b>0</b>	<b>0.0</b>
<b>Weapon Law Violations</b>	<b>0</b>	<b>0.0</b>	<b>0</b>	<b>0.0</b>
<b>Animal Cruelty</b>	<b>0</b>	<b>0.0</b>	<b>0</b>	<b>0.0</b>

GROUP B OFFENSES	Offenses	Rate per 1,000
Bad Checks	0	0.0
Curfew/Vagrancy	0	0.0
Disorderly Conduct	0	0.0
DUI	0	0.0
Drunkenness	0	0.0
Family-Non Violent	1	0.0
Liquor Law Violations	0	0.0
Peeping Tom	0	0.0
Trespass	0	0.0
All Other Offenses	0	0.0

2025 Fall Term Campus Population	
Undergraduate Enrollment	4,004
Graduate Enrollment	0
Staff Personnel	433
Faculty Personnel	324
Security Personnel	21
<b>Total Campus Population</b>	<b>4,782</b>



**Pellissippi State Community College - 2025**

<b>GROUP A OFFENSES</b>	Offense	Rate per 1,000	Cleared	% Cleared
<b>Homicide Offenses (Total)</b>	<b>0</b>	<b>0.0</b>	<b>0</b>	<b>0.0</b>
Murder	0	0.0	0	0.0
Negligent Manslaughter	0	0.0	0	0.0
Negligent Vehicular Manslaughter	0	0.0	0	0.0
<b>Kidnapping/Abduction</b>	<b>0</b>	<b>0.0</b>	<b>0</b>	<b>0.0</b>
<b>Sex Offenses (Forcible) (Total)</b>	<b>0</b>	<b>0.0</b>	<b>0</b>	<b>0.0</b>
Forcible Rape	0	0.0	0	0.0
Forcible Sodomy	0	0.0	0	0.0
Sexual Assault W/Object	0	0.0	0	0.0
Criminal Sexual Contact	0	0.0	0	0.0
<b>Robbery</b>	<b>0</b>	<b>0.0</b>	<b>0</b>	<b>0.0</b>
<b>Assault Offenses (Total)</b>	<b>8</b>	<b>1.1</b>	<b>0</b>	<b>0.0</b>
Aggravated Assault	0	0.0	0	0.0
Simple Assault	3	0.4	0	0.0
Intimidation	2	0.3	0	0.0
Stalking	3	0.4	0	0.0
<b>Arson</b>	<b>0</b>	<b>0.0</b>	<b>0</b>	<b>0.0</b>
<b>Extortion/Blackmail</b>	<b>0</b>	<b>0.0</b>	<b>0</b>	<b>0.0</b>
<b>Burglary</b>	<b>0</b>	<b>0.0</b>	<b>0</b>	<b>0.0</b>
<b>Larceny/Theft Offenses (Total)</b>	<b>6</b>	<b>0.9</b>	<b>0</b>	<b>0.0</b>
Theft - Pocket-picking	0	0.0	0	0.0
Theft - Purse Snatching	0	0.0	0	0.0
Theft - Shoplifting	0	0.0	0	0.0
Theft From Building	4	0.6	0	0.0
Theft From Coin Machine	0	0.0	0	0.0
Theft From Motor Vehicle	0	0.0	0	0.0
Theft of Motor Vehicle Parts	0	0.0	0	0.0
Theft - All Other Larceny	2	0.3	0	0.0
<b>Motor Vehicle Theft</b>	<b>0</b>	<b>0.0</b>	<b>0</b>	<b>0.0</b>
<b>Counterfeiting/Forgery</b>	<b>0</b>	<b>0.0</b>	<b>0</b>	<b>0.0</b>
<b>Fraud Offenses (Total)</b>	<b>0</b>	<b>0.0</b>	<b>0</b>	<b>0.0</b>
Fraud - Computer Hacking/Invasion	0	0.0	0	0.0
Fraud - Credit Card/ATM	0	0.0	0	0.0
Fraud - False Pretenses	0	0.0	0	0.0
Fraud - Identity Theft	0	0.0	0	0.0
Fraud - Impersonation	0	0.0	0	0.0
Fraud - Welfare	0	0.0	0	0.0
Fraud - Wire	0	0.0	0	0.0
<b>Embezzlement</b>	<b>0</b>	<b>0.0</b>	<b>0</b>	<b>0.0</b>
<b>Stolen Property Offenses</b>	<b>0</b>	<b>0.0</b>	<b>0</b>	<b>0.0</b>
<b>Destruction/Damage/Vandalism</b>	<b>9</b>	<b>1.3</b>	<b>0</b>	<b>0.0</b>
<b>Drug/Narcotic Violations (Total)</b>	<b>1</b>	<b>0.1</b>	<b>0</b>	<b>0.0</b>
Drug/Narcotic Violations	1	0.1	0	0.0
Drug/Narcotic Equipment Violations	0	0.0	0	0.0

<b>GROUP A OFFENSES</b>	Offense	Rate per 1,000	Cleared	% Cleared
<b>Sex Offenses (Nonforcible) (Total)</b>	<b>0</b>	<b>0.0</b>	<b>0</b>	<b>0.0</b>
Incest	0	0.0	0	0.0
Statutory Rape	0	0.0	0	0.0
<b>Pornography/Obscene Material</b>	<b>0</b>	<b>0.0</b>	<b>0</b>	<b>0.0</b>
<b>Gambling Offenses (Total)</b>	<b>0</b>	<b>0.0</b>	<b>0</b>	<b>0.0</b>
Gambling - Betting/Wagering	0	0.0	0	0.0
Gambling - Operating/Promoting	0	0.0	0	0.0
Gambling - Equipment Violations	0	0.0	0	0.0
Gambling - Sports Tampering	0	0.0	0	0.0
<b>Prostitution Offenses (Total)</b>	<b>0</b>	<b>0.0</b>	<b>0</b>	<b>0.0</b>
Prostitution	0	0.0	0	0.0
Prostitution Assisting/Promoting	0	0.0	0	0.0
Purchasing Prostitution	0	0.0	0	0.0
<b>Human Trafficking Offenses (Total)</b>	<b>0</b>	<b>0.0</b>	<b>0</b>	<b>0.0</b>
Commercial Sex Acts	0	0.0	0	0.0
Involuntary Servitude	0	0.0	0	0.0
<b>Bribery</b>	<b>0</b>	<b>0.0</b>	<b>0</b>	<b>0.0</b>
<b>Weapon Law Violations</b>	<b>1</b>	<b>0.1</b>	<b>0</b>	<b>0.0</b>
<b>Animal Cruelty</b>	<b>0</b>	<b>0.0</b>	<b>0</b>	<b>0.0</b>

<b>GROUP B OFFENSES</b>	Offenses	Rate per 1,000
Bad Checks	0	0.0
Curfew/Vagrancy	0	0.0
Disorderly Conduct	0	0.0
DUI	0	0.0
Drunkenness	0	0.0
Family-Non Violent	0	0.0
Liquor Law Violations	0	0.0
Peeping Tom	0	0.0
Trespass	0	0.0
All Other Offenses	0	0.0

<b>2025 Fall Term Campus Population</b>	
Undergraduate Enrollment	6,093
Graduate Enrollment	0
Staff Personnel	427
Faculty Personnel	470
Security Personnel	18
<b>Total Campus Population</b>	<b>7,008</b>



## Pentecostal Theological Seminary - 2025

GROUP A OFFENSES	Offense	Rate per 1,000	Cleared	% Cleared
<b>Homicide Offenses (Total)</b>	<b>0</b>	<b>0.0</b>	<b>0</b>	<b>0.0</b>
Murder	0	0.0	0	0.0
Negligent Manslaughter	0	0.0	0	0.0
Negligent Vehicular Manslaughter	0	0.0	0	0.0
<b>Kidnapping/Abduction</b>	<b>0</b>	<b>0.0</b>	<b>0</b>	<b>0.0</b>
<b>Sex Offenses (Forcible) (Total)</b>	<b>0</b>	<b>0.0</b>	<b>0</b>	<b>0.0</b>
Forcible Rape	0	0.0	0	0.0
Forcible Sodomy	0	0.0	0	0.0
Sexual Assault W/Object	0	0.0	0	0.0
Criminal Sexual Contact	0	0.0	0	0.0
<b>Robbery</b>	<b>0</b>	<b>0.0</b>	<b>0</b>	<b>0.0</b>
<b>Assault Offenses (Total)</b>	<b>0</b>	<b>0.0</b>	<b>0</b>	<b>0.0</b>
Aggravated Assault	0	0.0	0	0.0
Simple Assault	0	0.0	0	0.0
Intimidation	0	0.0	0	0.0
Stalking	0	0.0	0	0.0
<b>Arson</b>	<b>0</b>	<b>0.0</b>	<b>0</b>	<b>0.0</b>
<b>Extortion/Blackmail</b>	<b>0</b>	<b>0.0</b>	<b>0</b>	<b>0.0</b>
<b>Burglary</b>	<b>0</b>	<b>0.0</b>	<b>0</b>	<b>0.0</b>
<b>Larceny/Theft Offenses (Total)</b>	<b>0</b>	<b>0.0</b>	<b>0</b>	<b>0.0</b>
Theft - Pocket-picking	0	0.0	0	0.0
Theft - Purse Snatching	0	0.0	0	0.0
Theft - Shoplifting	0	0.0	0	0.0
Theft From Building	0	0.0	0	0.0
Theft From Coin Machine	0	0.0	0	0.0
Theft From Motor Vehicle	0	0.0	0	0.0
Theft of Motor Vehicle Parts	0	0.0	0	0.0
Theft - All Other Larceny	0	0.0	0	0.0
<b>Motor Vehicle Theft</b>	<b>0</b>	<b>0.0</b>	<b>0</b>	<b>0.0</b>
<b>Counterfeiting/Forgery</b>	<b>0</b>	<b>0.0</b>	<b>0</b>	<b>0.0</b>
<b>Fraud Offenses (Total)</b>	<b>0</b>	<b>0.0</b>	<b>0</b>	<b>0.0</b>
Fraud - Computer Hacking/Invasion	0	0.0	0	0.0
Fraud - Credit Card/ATM	0	0.0	0	0.0
Fraud - False Pretenses	0	0.0	0	0.0
Fraud - Identity Theft	0	0.0	0	0.0
Fraud - Impersonation	0	0.0	0	0.0
Fraud - Welfare	0	0.0	0	0.0
Fraud - Wire	0	0.0	0	0.0
<b>Embezzlement</b>	<b>0</b>	<b>0.0</b>	<b>0</b>	<b>0.0</b>
<b>Stolen Property Offenses</b>	<b>0</b>	<b>0.0</b>	<b>0</b>	<b>0.0</b>
<b>Destruction/Damage/Vandalism</b>	<b>0</b>	<b>0.0</b>	<b>0</b>	<b>0.0</b>
<b>Drug/Narcotic Violations (Total)</b>	<b>0</b>	<b>0.0</b>	<b>0</b>	<b>0.0</b>
Drug/Narcotic Violations	0	0.0	0	0.0
Drug/Narcotic Equipment Violations	0	0.0	0	0.0

GROUP A OFFENSES	Offense	Rate per 1,000	Cleared	% Cleared
<b>Sex Offenses (Nonforcible) (Total)</b>	<b>0</b>	<b>0.0</b>	<b>0</b>	<b>0.0</b>
Incest	0	0.0	0	0.0
Statutory Rape	0	0.0	0	0.0
<b>Pornography/Obscene Material</b>	<b>0</b>	<b>0.0</b>	<b>0</b>	<b>0.0</b>
<b>Gambling Offenses (Total)</b>	<b>0</b>	<b>0.0</b>	<b>0</b>	<b>0.0</b>
Gambling - Betting/Wagering	0	0.0	0	0.0
Gambling - Operating/Promoting	0	0.0	0	0.0
Gambling - Equipment Violations	0	0.0	0	0.0
Gambling - Sports Tampering	0	0.0	0	0.0
<b>Prostitution Offenses (Total)</b>	<b>0</b>	<b>0.0</b>	<b>0</b>	<b>0.0</b>
Prostitution	0	0.0	0	0.0
Prostitution Assisting/Promoting	0	0.0	0	0.0
Purchasing Prostitution	0	0.0	0	0.0
<b>Human Trafficking Offenses (Total)</b>	<b>0</b>	<b>0.0</b>	<b>0</b>	<b>0.0</b>
Commercial Sex Acts	0	0.0	0	0.0
Involuntary Servitude	0	0.0	0	0.0
<b>Bribery</b>	<b>0</b>	<b>0.0</b>	<b>0</b>	<b>0.0</b>
<b>Weapon Law Violations</b>	<b>0</b>	<b>0.0</b>	<b>0</b>	<b>0.0</b>
<b>Animal Cruelty</b>	<b>0</b>	<b>0.0</b>	<b>0</b>	<b>0.0</b>

GROUP B OFFENSES	Offenses	Rate per 1,000
Bad Checks	0	0.0
Curfew/Vagrancy	0	0.0
Disorderly Conduct	0	0.0
DUI	0	0.0
Drunkenness	0	0.0
Family-Non Violent	0	0.0
Liquor Law Violations	0	0.0
Peeping Tom	0	0.0
Trespass	0	0.0
All Other Offenses	0	0.0

2025 Fall Term Campus Population	
Undergraduate Enrollment	38
Graduate Enrollment	367
Staff Personnel	33
Faculty Personnel	19
Security Personnel	2
<b>Total Campus Population</b>	<b>459</b>



## Rhodes College - 2025

GROUP A OFFENSES	Offense	Rate per 1,000	Cleared	% Cleared
<b>Homicide Offenses (Total)</b>	<b>0</b>	<b>0.0</b>	<b>0</b>	<b>0.0</b>
Murder	0	0.0	0	0.0
Negligent Manslaughter	0	0.0	0	0.0
Negligent Vehicular Manslaughter	0	0.0	0	0.0
<b>Kidnapping/Abduction</b>	<b>0</b>	<b>0.0</b>	<b>0</b>	<b>0.0</b>
<b>Sex Offenses (Forcible) (Total)</b>	<b>1</b>	<b>0.4</b>	<b>0</b>	<b>0.0</b>
Forcible Rape	0	0.0	0	0.0
Forcible Sodomy	0	0.0	0	0.0
Sexual Assault W/Object	0	0.0	0	0.0
Criminal Sexual Contact	1	0.4	0	0.0
<b>Robbery</b>	<b>0</b>	<b>0.0</b>	<b>0</b>	<b>0.0</b>
<b>Assault Offenses (Total)</b>	<b>3</b>	<b>1.3</b>	<b>0</b>	<b>0.0</b>
Aggravated Assault	0	0.0	0	0.0
Simple Assault	0	0.0	0	0.0
Intimidation	2	0.9	0	0.0
Stalking	1	0.4	0	0.0
<b>Arson</b>	<b>0</b>	<b>0.0</b>	<b>0</b>	<b>0.0</b>
<b>Extortion/Blackmail</b>	<b>0</b>	<b>0.0</b>	<b>0</b>	<b>0.0</b>
<b>Burglary</b>	<b>2</b>	<b>0.9</b>	<b>0</b>	<b>0.0</b>
<b>Larceny/Theft Offenses (Total)</b>	<b>21</b>	<b>9.3</b>	<b>0</b>	<b>0.0</b>
Theft - Pocket-picking	0	0.0	0	0.0
Theft - Purse Snatching	0	0.0	0	0.0
Theft - Shoplifting	0	0.0	0	0.0
Theft From Building	19	8.4	0	0.0
Theft From Coin Machine	0	0.0	0	0.0
Theft From Motor Vehicle	0	0.0	0	0.0
Theft of Motor Vehicle Parts	0	0.0	0	0.0
Theft - All Other Larceny	2	0.9	0	0.0
<b>Motor Vehicle Theft</b>	<b>0</b>	<b>0.0</b>	<b>0</b>	<b>0.0</b>
<b>Counterfeiting/Forgery</b>	<b>2</b>	<b>0.9</b>	<b>0</b>	<b>0.0</b>
<b>Fraud Offenses (Total)</b>	<b>0</b>	<b>0.0</b>	<b>0</b>	<b>0.0</b>
Fraud - Computer Hacking/Invasion	0	0.0	0	0.0
Fraud - Credit Card/ATM	0	0.0	0	0.0
Fraud - False Pretenses	0	0.0	0	0.0
Fraud - Identity Theft	0	0.0	0	0.0
Fraud - Impersonation	0	0.0	0	0.0
Fraud - Welfare	0	0.0	0	0.0
Fraud - Wire	0	0.0	0	0.0
<b>Embezzlement</b>	<b>0</b>	<b>0.0</b>	<b>0</b>	<b>0.0</b>
<b>Stolen Property Offenses</b>	<b>0</b>	<b>0.0</b>	<b>0</b>	<b>0.0</b>
<b>Destruction/Damage/Vandalism</b>	<b>7</b>	<b>3.1</b>	<b>0</b>	<b>0.0</b>
<b>Drug/Narcotic Violations (Total)</b>	<b>3</b>	<b>1.3</b>	<b>0</b>	<b>0.0</b>
Drug/Narcotic Violations	0	0.0	0	0.0
Drug/Narcotic Equipment Violations	3	1.3	0	0.0

GROUP A OFFENSES	Offense	Rate per 1,000	Cleared	% Cleared
<b>Sex Offenses (Nonforcible) (Total)</b>	<b>0</b>	<b>0.0</b>	<b>0</b>	<b>0.0</b>
Incest	0	0.0	0	0.0
Statutory Rape	0	0.0	0	0.0
<b>Pornography/Obscene Material</b>	<b>0</b>	<b>0.0</b>	<b>0</b>	<b>0.0</b>
<b>Gambling Offenses (Total)</b>	<b>0</b>	<b>0.0</b>	<b>0</b>	<b>0.0</b>
Gambling - Betting/Wagering	0	0.0	0	0.0
Gambling - Operating/Promoting	0	0.0	0	0.0
Gambling - Equipment Violations	0	0.0	0	0.0
Gambling - Sports Tampering	0	0.0	0	0.0
<b>Prostitution Offenses (Total)</b>	<b>0</b>	<b>0.0</b>	<b>0</b>	<b>0.0</b>
Prostitution	0	0.0	0	0.0
Prostitution Assisting/Promoting	0	0.0	0	0.0
Purchasing Prostitution	0	0.0	0	0.0
<b>Human Trafficking Offenses (Total)</b>	<b>0</b>	<b>0.0</b>	<b>0</b>	<b>0.0</b>
Commercial Sex Acts	0	0.0	0	0.0
Involuntary Servitude	0	0.0	0	0.0
<b>Bribery</b>	<b>0</b>	<b>0.0</b>	<b>0</b>	<b>0.0</b>
<b>Weapon Law Violations</b>	<b>0</b>	<b>0.0</b>	<b>0</b>	<b>0.0</b>
<b>Animal Cruelty</b>	<b>0</b>	<b>0.0</b>	<b>0</b>	<b>0.0</b>

GROUP B OFFENSES	Offenses	Rate per 1,000
Bad Checks	0	0.0
Curfew/Vagrancy	0	0.0
Disorderly Conduct	1	0.0
DUI	0	0.0
Drunkenness	0	0.0
Family-Non Violent	0	0.0
Liquor Law Violations	50	0.0
Peeping Tom	0	0.0
Trespass	2	0.0
All Other Offenses	0	0.0

2025 Fall Term Campus Population	
Undergraduate Enrollment	1,724
Graduate Enrollment	11
Staff Personnel	304
Faculty Personnel	180
Security Personnel	32
<b>Total Campus Population</b>	<b>2,251</b>



## Roane State Community College - 2025

GROUP A OFFENSES	Offense	Rate per 1,000	Cleared	% Cleared
<b>Homicide Offenses (Total)</b>	<b>0</b>	<b>0.0</b>	<b>0</b>	<b>0.0</b>
Murder	0	0.0	0	0.0
Negligent Manslaughter	0	0.0	0	0.0
Negligent Vehicular Manslaughter	0	0.0	0	0.0
<b>Kidnapping/Abduction</b>	<b>0</b>	<b>0.0</b>	<b>0</b>	<b>0.0</b>
<b>Sex Offenses (Forcible) (Total)</b>	<b>0</b>	<b>0.0</b>	<b>0</b>	<b>0.0</b>
Forcible Rape	0	0.0	0	0.0
Forcible Sodomy	0	0.0	0	0.0
Sexual Assault W/Object	0	0.0	0	0.0
Criminal Sexual Contact	0	0.0	0	0.0
<b>Robbery</b>	<b>0</b>	<b>0.0</b>	<b>0</b>	<b>0.0</b>
<b>Assault Offenses (Total)</b>	<b>0</b>	<b>0.0</b>	<b>0</b>	<b>0.0</b>
Aggravated Assault	0	0.0	0	0.0
Simple Assault	0	0.0	0	0.0
Intimidation	0	0.0	0	0.0
Stalking	0	0.0	0	0.0
<b>Arson</b>	<b>0</b>	<b>0.0</b>	<b>0</b>	<b>0.0</b>
<b>Extortion/Blackmail</b>	<b>0</b>	<b>0.0</b>	<b>0</b>	<b>0.0</b>
<b>Burglary</b>	<b>0</b>	<b>0.0</b>	<b>0</b>	<b>0.0</b>
<b>Larceny/Theft Offenses (Total)</b>	<b>1</b>	<b>0.2</b>	<b>1</b>	<b>100.0</b>
Theft - Pocket-picking	0	0.0	0	0.0
Theft - Purse Snatching	0	0.0	0	0.0
Theft - Shoplifting	0	0.0	0	0.0
Theft From Building	1	0.2	1	100.0
Theft From Coin Machine	0	0.0	0	0.0
Theft From Motor Vehicle	0	0.0	0	0.0
Theft of Motor Vehicle Parts	0	0.0	0	0.0
Theft - All Other Larceny	0	0.0	0	0.0
<b>Motor Vehicle Theft</b>	<b>0</b>	<b>0.0</b>	<b>0</b>	<b>0.0</b>
<b>Counterfeiting/Forgery</b>	<b>0</b>	<b>0.0</b>	<b>0</b>	<b>0.0</b>
<b>Fraud Offenses (Total)</b>	<b>0</b>	<b>0.0</b>	<b>0</b>	<b>0.0</b>
Fraud - Computer Hacking/Invasion	0	0.0	0	0.0
Fraud - Credit Card/ATM	0	0.0	0	0.0
Fraud - False Pretenses	0	0.0	0	0.0
Fraud - Identity Theft	0	0.0	0	0.0
Fraud - Impersonation	0	0.0	0	0.0
Fraud - Welfare	0	0.0	0	0.0
Fraud - Wire	0	0.0	0	0.0
<b>Embezzlement</b>	<b>0</b>	<b>0.0</b>	<b>0</b>	<b>0.0</b>
<b>Stolen Property Offenses</b>	<b>0</b>	<b>0.0</b>	<b>0</b>	<b>0.0</b>
<b>Destruction/Damage/Vandalism</b>	<b>0</b>	<b>0.0</b>	<b>0</b>	<b>0.0</b>
<b>Drug/Narcotic Violations (Total)</b>	<b>1</b>	<b>0.2</b>	<b>1</b>	<b>100.0</b>
Drug/Narcotic Violations	1	0.2	1	100.0
Drug/Narcotic Equipment Violations	0	0.0	0	0.0

GROUP A OFFENSES	Offense	Rate per 1,000	Cleared	% Cleared
<b>Sex Offenses (Nonforcible) (Total)</b>	<b>0</b>	<b>0.0</b>	<b>0</b>	<b>0.0</b>
Incest	0	0.0	0	0.0
Statutory Rape	0	0.0	0	0.0
<b>Pornography/Obscene Material</b>	<b>0</b>	<b>0.0</b>	<b>0</b>	<b>0.0</b>
<b>Gambling Offenses (Total)</b>	<b>0</b>	<b>0.0</b>	<b>0</b>	<b>0.0</b>
Gambling - Betting/Wagering	0	0.0	0	0.0
Gambling - Operating/Promoting	0	0.0	0	0.0
Gambling - Equipment Violations	0	0.0	0	0.0
Gambling - Sports Tampering	0	0.0	0	0.0
<b>Prostitution Offenses (Total)</b>	<b>0</b>	<b>0.0</b>	<b>0</b>	<b>0.0</b>
Prostitution	0	0.0	0	0.0
Prostitution Assisting/Promoting	0	0.0	0	0.0
Purchasing Prostitution	0	0.0	0	0.0
<b>Human Trafficking Offenses (Total)</b>	<b>0</b>	<b>0.0</b>	<b>0</b>	<b>0.0</b>
Commercial Sex Acts	0	0.0	0	0.0
Involuntary Servitude	0	0.0	0	0.0
<b>Bribery</b>	<b>0</b>	<b>0.0</b>	<b>0</b>	<b>0.0</b>
<b>Weapon Law Violations</b>	<b>0</b>	<b>0.0</b>	<b>0</b>	<b>0.0</b>
<b>Animal Cruelty</b>	<b>0</b>	<b>0.0</b>	<b>0</b>	<b>0.0</b>

GROUP B OFFENSES	Offenses	Rate per 1,000
Bad Checks	0	0.0
Curfew/Vagrancy	0	0.0
Disorderly Conduct	0	0.0
DUI	0	0.0
Drunkenness	0	0.0
Family-Non Violent	0	0.0
Liquor Law Violations	0	0.0
Peeping Tom	0	0.0
Trespass	0	0.0
All Other Offenses	0	0.0

2025 Fall Term Campus Population	
Undergraduate Enrollment	5,300
Graduate Enrollment	0
Staff Personnel	550
Faculty Personnel	150
Security Personnel	44
<b>Total Campus Population</b>	<b>6,044</b>



## Southern Adventist University - 2025

GROUP A OFFENSES	Offense	Rate per 1,000	Cleared	% Cleared
<b>Homicide Offenses (Total)</b>	<b>0</b>	<b>0.0</b>	<b>0</b>	<b>0.0</b>
Murder	0	0.0	0	0.0
Negligent Manslaughter	0	0.0	0	0.0
Negligent Vehicular Manslaughter	0	0.0	0	0.0
<b>Kidnapping/Abduction</b>	<b>0</b>	<b>0.0</b>	<b>0</b>	<b>0.0</b>
<b>Sex Offenses (Forcible) (Total)</b>	<b>0</b>	<b>0.0</b>	<b>0</b>	<b>0.0</b>
Forcible Rape	0	0.0	0	0.0
Forcible Sodomy	0	0.0	0	0.0
Sexual Assault W/Object	0	0.0	0	0.0
Criminal Sexual Contact	0	0.0	0	0.0
<b>Robbery</b>	<b>0</b>	<b>0.0</b>	<b>0</b>	<b>0.0</b>
<b>Assault Offenses (Total)</b>	<b>7</b>	<b>1.9</b>	<b>2</b>	<b>28.6</b>
Aggravated Assault	0	0.0	0	0.0
Simple Assault	3	0.8	2	66.7
Intimidation	3	0.8	0	0.0
Stalking	1	0.3	0	0.0
<b>Arson</b>	<b>0</b>	<b>0.0</b>	<b>0</b>	<b>0.0</b>
<b>Extortion/Blackmail</b>	<b>1</b>	<b>0.3</b>	<b>0</b>	<b>0.0</b>
<b>Burglary</b>	<b>1</b>	<b>0.3</b>	<b>0</b>	<b>0.0</b>
<b>Larceny/Theft Offenses (Total)</b>	<b>28</b>	<b>7.7</b>	<b>16</b>	<b>57.1</b>
Theft - Pocket-picking	0	0.0	0	0.0
Theft - Purse Snatching	0	0.0	0	0.0
Theft - Shoplifting	0	0.0	0	0.0
Theft From Building	24	6.6	15	62.5
Theft From Coin Machine	0	0.0	0	0.0
Theft From Motor Vehicle	0	0.0	0	0.0
Theft of Motor Vehicle Parts	1	0.3	0	0.0
Theft - All Other Larceny	3	0.8	1	33.3
<b>Motor Vehicle Theft</b>	<b>1</b>	<b>0.3</b>	<b>0</b>	<b>0.0</b>
<b>Counterfeiting/Forgery</b>	<b>0</b>	<b>0.0</b>	<b>0</b>	<b>0.0</b>
<b>Fraud Offenses (Total)</b>	<b>0</b>	<b>0.0</b>	<b>0</b>	<b>0.0</b>
Fraud - Computer Hacking/Invasion	0	0.0	0	0.0
Fraud - Credit Card/ATM	0	0.0	0	0.0
Fraud - False Pretenses	0	0.0	0	0.0
Fraud - Identity Theft	0	0.0	0	0.0
Fraud - Impersonation	0	0.0	0	0.0
Fraud - Welfare	0	0.0	0	0.0
Fraud - Wire	0	0.0	0	0.0
<b>Embezzlement</b>	<b>0</b>	<b>0.0</b>	<b>0</b>	<b>0.0</b>
<b>Stolen Property Offenses</b>	<b>0</b>	<b>0.0</b>	<b>0</b>	<b>0.0</b>
<b>Destruction/Damage/Vandalism</b>	<b>2</b>	<b>0.5</b>	<b>0</b>	<b>0.0</b>
<b>Drug/Narcotic Violations (Total)</b>	<b>0</b>	<b>0.0</b>	<b>0</b>	<b>0.0</b>
Drug/Narcotic Violations	0	0.0	0	0.0
Drug/Narcotic Equipment Violations	0	0.0	0	0.0

GROUP A OFFENSES	Offense	Rate per 1,000	Cleared	% Cleared
<b>Sex Offenses (Nonforcible) (Total)</b>	<b>0</b>	<b>0.0</b>	<b>0</b>	<b>0.0</b>
Incest	0	0.0	0	0.0
Statutory Rape	0	0.0	0	0.0
<b>Pornography/Obscene Material</b>	<b>0</b>	<b>0.0</b>	<b>0</b>	<b>0.0</b>
<b>Gambling Offenses (Total)</b>	<b>0</b>	<b>0.0</b>	<b>0</b>	<b>0.0</b>
Gambling - Betting/Wagering	0	0.0	0	0.0
Gambling - Operating/Promoting	0	0.0	0	0.0
Gambling - Equipment Violations	0	0.0	0	0.0
Gambling - Sports Tampering	0	0.0	0	0.0
<b>Prostitution Offenses (Total)</b>	<b>0</b>	<b>0.0</b>	<b>0</b>	<b>0.0</b>
Prostitution	0	0.0	0	0.0
Prostitution Assisting/Promoting	0	0.0	0	0.0
Purchasing Prostitution	0	0.0	0	0.0
<b>Human Trafficking Offenses (Total)</b>	<b>0</b>	<b>0.0</b>	<b>0</b>	<b>0.0</b>
Commercial Sex Acts	0	0.0	0	0.0
Involuntary Servitude	0	0.0	0	0.0
<b>Bribery</b>	<b>0</b>	<b>0.0</b>	<b>0</b>	<b>0.0</b>
<b>Weapon Law Violations</b>	<b>0</b>	<b>0.0</b>	<b>0</b>	<b>0.0</b>
<b>Animal Cruelty</b>	<b>0</b>	<b>0.0</b>	<b>0</b>	<b>0.0</b>

GROUP B OFFENSES	Offenses	Rate per 1,000
Bad Checks	0	0.0
Curfew/Vagrancy	0	0.0
Disorderly Conduct	0	0.0
DUI	0	0.0
Drunkenness	0	0.0
Family-Non Violent	0	0.0
Liquor Law Violations	0	0.0
Peeping Tom	0	0.0
Trespass	0	0.0
All Other Offenses	0	0.0

2025 Fall Term Campus Population	
Undergraduate Enrollment	2,846
Graduate Enrollment	265
Staff Personnel	346
Faculty Personnel	172
Security Personnel	8
<b>Total Campus Population</b>	<b>3,637</b>



## Southern College of Optometry - 2025

GROUP A OFFENSES	Offense	Rate per 1,000	Cleared	% Cleared
<b>Homicide Offenses (Total)</b>	<b>0</b>	<b>0.0</b>	<b>0</b>	<b>0.0</b>
Murder	0	0.0	0	0.0
Negligent Manslaughter	0	0.0	0	0.0
Negligent Vehicular Manslaughter	0	0.0	0	0.0
<b>Kidnapping/Abduction</b>	<b>0</b>	<b>0.0</b>	<b>0</b>	<b>0.0</b>
<b>Sex Offenses (Forcible) (Total)</b>	<b>0</b>	<b>0.0</b>	<b>0</b>	<b>0.0</b>
Forcible Rape	0	0.0	0	0.0
Forcible Sodomy	0	0.0	0	0.0
Sexual Assault W/Object	0	0.0	0	0.0
Criminal Sexual Contact	0	0.0	0	0.0
<b>Robbery</b>	<b>0</b>	<b>0.0</b>	<b>0</b>	<b>0.0</b>
<b>Assault Offenses (Total)</b>	<b>1</b>	<b>1.4</b>	<b>0</b>	<b>0.0</b>
Aggravated Assault	0	0.0	0	0.0
Simple Assault	0	0.0	0	0.0
Intimidation	0	0.0	0	0.0
Stalking	1	1.4	0	0.0
<b>Arson</b>	<b>0</b>	<b>0.0</b>	<b>0</b>	<b>0.0</b>
<b>Extortion/Blackmail</b>	<b>0</b>	<b>0.0</b>	<b>0</b>	<b>0.0</b>
<b>Burglary</b>	<b>0</b>	<b>0.0</b>	<b>0</b>	<b>0.0</b>
<b>Larceny/Theft Offenses (Total)</b>	<b>1</b>	<b>1.4</b>	<b>0</b>	<b>0.0</b>
Theft - Pocket-picking	0	0.0	0	0.0
Theft - Purse Snatching	0	0.0	0	0.0
Theft - Shoplifting	1	1.4	0	0.0
Theft From Building	0	0.0	0	0.0
Theft From Coin Machine	0	0.0	0	0.0
Theft From Motor Vehicle	0	0.0	0	0.0
Theft of Motor Vehicle Parts	0	0.0	0	0.0
Theft - All Other Larceny	0	0.0	0	0.0
<b>Motor Vehicle Theft</b>	<b>0</b>	<b>0.0</b>	<b>0</b>	<b>0.0</b>
<b>Counterfeiting/Forgery</b>	<b>0</b>	<b>0.0</b>	<b>0</b>	<b>0.0</b>
<b>Fraud Offenses (Total)</b>	<b>0</b>	<b>0.0</b>	<b>0</b>	<b>0.0</b>
Fraud - Computer Hacking/Invasion	0	0.0	0	0.0
Fraud - Credit Card/ATM	0	0.0	0	0.0
Fraud - False Pretenses	0	0.0	0	0.0
Fraud - Identity Theft	0	0.0	0	0.0
Fraud - Impersonation	0	0.0	0	0.0
Fraud - Welfare	0	0.0	0	0.0
Fraud - Wire	0	0.0	0	0.0
<b>Embezzlement</b>	<b>0</b>	<b>0.0</b>	<b>0</b>	<b>0.0</b>
<b>Stolen Property Offenses</b>	<b>0</b>	<b>0.0</b>	<b>0</b>	<b>0.0</b>
<b>Destruction/Damage/Vandalism</b>	<b>0</b>	<b>0.0</b>	<b>0</b>	<b>0.0</b>
<b>Drug/Narcotic Violations (Total)</b>	<b>0</b>	<b>0.0</b>	<b>0</b>	<b>0.0</b>
Drug/Narcotic Violations	0	0.0	0	0.0
Drug/Narcotic Equipment Violations	0	0.0	0	0.0

GROUP A OFFENSES	Offense	Rate per 1,000	Cleared	% Cleared
<b>Sex Offenses (Nonforcible) (Total)</b>	<b>0</b>	<b>0.0</b>	<b>0</b>	<b>0.0</b>
Incest	0	0.0	0	0.0
Statutory Rape	0	0.0	0	0.0
<b>Pornography/Obscene Material</b>	<b>0</b>	<b>0.0</b>	<b>0</b>	<b>0.0</b>
<b>Gambling Offenses (Total)</b>	<b>0</b>	<b>0.0</b>	<b>0</b>	<b>0.0</b>
Gambling - Betting/Wagering	0	0.0	0	0.0
Gambling - Operating/Promoting	0	0.0	0	0.0
Gambling - Equipment Violations	0	0.0	0	0.0
Gambling - Sports Tampering	0	0.0	0	0.0
<b>Prostitution Offenses (Total)</b>	<b>0</b>	<b>0.0</b>	<b>0</b>	<b>0.0</b>
Prostitution	0	0.0	0	0.0
Prostitution Assisting/Promoting	0	0.0	0	0.0
Purchasing Prostitution	0	0.0	0	0.0
<b>Human Trafficking Offenses (Total)</b>	<b>0</b>	<b>0.0</b>	<b>0</b>	<b>0.0</b>
Commercial Sex Acts	0	0.0	0	0.0
Involuntary Servitude	0	0.0	0	0.0
<b>Bribery</b>	<b>0</b>	<b>0.0</b>	<b>0</b>	<b>0.0</b>
<b>Weapon Law Violations</b>	<b>0</b>	<b>0.0</b>	<b>0</b>	<b>0.0</b>
<b>Animal Cruelty</b>	<b>0</b>	<b>0.0</b>	<b>0</b>	<b>0.0</b>

GROUP B OFFENSES	Offenses	Rate per 1,000
Bad Checks	0	0.0
Curfew/Vagrancy	0	0.0
Disorderly Conduct	0	0.0
DUI	0	0.0
Drunkenness	0	0.0
Family-Non Violent	0	0.0
Liquor Law Violations	0	0.0
Peeping Tom	0	0.0
Trespass	0	0.0
All Other Offenses	0	0.0

2025 Fall Term Campus Population	
Undergraduate Enrollment	0
Graduate Enrollment	535
Staff Personnel	131
Faculty Personnel	58
Security Personnel	16
<b>Total Campus Population</b>	<b>740</b>



## Southwest Tennessee Community College - 2025

GROUP A OFFENSES	Offense	Rate per 1,000	Cleared	% Cleared
<b>Homicide Offenses (Total)</b>	<b>0</b>	<b>0.0</b>	<b>0</b>	<b>0.0</b>
Murder	0	0.0	0	0.0
Negligent Manslaughter	0	0.0	0	0.0
Negligent Vehicular Manslaughter	0	0.0	0	0.0
<b>Kidnapping/Abduction</b>	<b>0</b>	<b>0.0</b>	<b>0</b>	<b>0.0</b>
<b>Sex Offenses (Forcible) (Total)</b>	<b>2</b>	<b>0.4</b>	<b>0</b>	<b>0.0</b>
Forcible Rape	1	0.2	0	0.0
Forcible Sodomy	0	0.0	0	0.0
Sexual Assault W/Object	0	0.0	0	0.0
Criminal Sexual Contact	1	0.2	0	0.0
<b>Robbery</b>	<b>0</b>	<b>0.0</b>	<b>0</b>	<b>0.0</b>
<b>Assault Offenses (Total)</b>	<b>1</b>	<b>0.2</b>	<b>0</b>	<b>0.0</b>
Aggravated Assault	0	0.0	0	0.0
Simple Assault	0	0.0	0	0.0
Intimidation	1	0.2	0	0.0
Stalking	0	0.0	0	0.0
<b>Arson</b>	<b>0</b>	<b>0.0</b>	<b>0</b>	<b>0.0</b>
<b>Extortion/Blackmail</b>	<b>0</b>	<b>0.0</b>	<b>0</b>	<b>0.0</b>
<b>Burglary</b>	<b>1</b>	<b>0.2</b>	<b>0</b>	<b>0.0</b>
<b>Larceny/Theft Offenses (Total)</b>	<b>4</b>	<b>0.9</b>	<b>0</b>	<b>0.0</b>
Theft - Pocket-picking	0	0.0	0	0.0
Theft - Purse Snatching	0	0.0	0	0.0
Theft - Shoplifting	0	0.0	0	0.0
Theft From Building	4	0.9	0	0.0
Theft From Coin Machine	0	0.0	0	0.0
Theft From Motor Vehicle	0	0.0	0	0.0
Theft of Motor Vehicle Parts	0	0.0	0	0.0
Theft - All Other Larceny	0	0.0	0	0.0
<b>Motor Vehicle Theft</b>	<b>0</b>	<b>0.0</b>	<b>0</b>	<b>0.0</b>
<b>Counterfeiting/Forgery</b>	<b>0</b>	<b>0.0</b>	<b>0</b>	<b>0.0</b>
<b>Fraud Offenses (Total)</b>	<b>0</b>	<b>0.0</b>	<b>0</b>	<b>0.0</b>
Fraud - Computer Hacking/Invasion	0	0.0	0	0.0
Fraud - Credit Card/ATM	0	0.0	0	0.0
Fraud - False Pretenses	0	0.0	0	0.0
Fraud - Identity Theft	0	0.0	0	0.0
Fraud - Impersonation	0	0.0	0	0.0
Fraud - Welfare	0	0.0	0	0.0
Fraud - Wire	0	0.0	0	0.0
<b>Embezzlement</b>	<b>0</b>	<b>0.0</b>	<b>0</b>	<b>0.0</b>
<b>Stolen Property Offenses</b>	<b>0</b>	<b>0.0</b>	<b>0</b>	<b>0.0</b>
<b>Destruction/Damage/Vandalism</b>	<b>4</b>	<b>0.9</b>	<b>0</b>	<b>0.0</b>
<b>Drug/Narcotic Violations (Total)</b>	<b>0</b>	<b>0.0</b>	<b>0</b>	<b>0.0</b>
Drug/Narcotic Violations	0	0.0	0	0.0
Drug/Narcotic Equipment Violations	0	0.0	0	0.0

GROUP A OFFENSES	Offense	Rate per 1,000	Cleared	% Cleared
<b>Sex Offenses (Nonforcible) (Total)</b>	<b>0</b>	<b>0.0</b>	<b>0</b>	<b>0.0</b>
Incest	0	0.0	0	0.0
Statutory Rape	0	0.0	0	0.0
<b>Pornography/Obscene Material</b>	<b>0</b>	<b>0.0</b>	<b>0</b>	<b>0.0</b>
<b>Gambling Offenses (Total)</b>	<b>0</b>	<b>0.0</b>	<b>0</b>	<b>0.0</b>
Gambling - Betting/Wagering	0	0.0	0	0.0
Gambling - Operating/Promoting	0	0.0	0	0.0
Gambling - Equipment Violations	0	0.0	0	0.0
Gambling - Sports Tampering	0	0.0	0	0.0
<b>Prostitution Offenses (Total)</b>	<b>0</b>	<b>0.0</b>	<b>0</b>	<b>0.0</b>
Prostitution	0	0.0	0	0.0
Prostitution Assisting/Promoting	0	0.0	0	0.0
Purchasing Prostitution	0	0.0	0	0.0
<b>Human Trafficking Offenses (Total)</b>	<b>0</b>	<b>0.0</b>	<b>0</b>	<b>0.0</b>
Commercial Sex Acts	0	0.0	0	0.0
Involuntary Servitude	0	0.0	0	0.0
<b>Bribery</b>	<b>0</b>	<b>0.0</b>	<b>0</b>	<b>0.0</b>
<b>Weapon Law Violations</b>	<b>0</b>	<b>0.0</b>	<b>0</b>	<b>0.0</b>
<b>Animal Cruelty</b>	<b>0</b>	<b>0.0</b>	<b>0</b>	<b>0.0</b>

GROUP B OFFENSES	Offenses	Rate per 1,000
Bad Checks	0	0.0
Curfew/Vagrancy	0	0.0
Disorderly Conduct	0	0.0
DUI	0	0.0
Drunkenness	0	0.0
Family-Non Violent	0	0.0
Liquor Law Violations	0	0.0
Peeping Tom	0	0.0
Trespass	0	0.0
All Other Offenses	0	0.0

2025 Fall Term Campus Population	
Undergraduate Enrollment	3,978
Graduate Enrollment	0
Staff Personnel	271
Faculty Personnel	165
Security Personnel	46
<b>Total Campus Population</b>	<b>4,460</b>



Tennessee College of Applied Technology at Athens - 2025

GROUP A OFFENSES	Offense	Rate per 1,000	Cleared	% Cleared
<b>Homicide Offenses (Total)</b>	<b>0</b>	<b>0.0</b>	<b>0</b>	<b>0.0</b>
Murder	0	0.0	0	0.0
Negligent Manslaughter	0	0.0	0	0.0
Negligent Vehicular Manslaughter	0	0.0	0	0.0
<b>Kidnapping/Abduction</b>	<b>0</b>	<b>0.0</b>	<b>0</b>	<b>0.0</b>
<b>Sex Offenses (Forcible) (Total)</b>	<b>0</b>	<b>0.0</b>	<b>0</b>	<b>0.0</b>
Forcible Rape	0	0.0	0	0.0
Forcible Sodomy	0	0.0	0	0.0
Sexual Assault W/Object	0	0.0	0	0.0
Criminal Sexual Contact	0	0.0	0	0.0
<b>Robbery</b>	<b>0</b>	<b>0.0</b>	<b>0</b>	<b>0.0</b>
<b>Assault Offenses (Total)</b>	<b>2</b>	<b>6.9</b>	<b>2</b>	<b>100.0</b>
Aggravated Assault	0	0.0	0	0.0
Simple Assault	0	0.0	0	0.0
Intimidation	2	6.9	2	100.0
Stalking	0	0.0	0	0.0
<b>Arson</b>	<b>0</b>	<b>0.0</b>	<b>0</b>	<b>0.0</b>
<b>Extortion/Blackmail</b>	<b>0</b>	<b>0.0</b>	<b>0</b>	<b>0.0</b>
<b>Burglary</b>	<b>0</b>	<b>0.0</b>	<b>0</b>	<b>0.0</b>
<b>Larceny/Theft Offenses (Total)</b>	<b>0</b>	<b>0.0</b>	<b>0</b>	<b>0.0</b>
Theft - Pocket-picking	0	0.0	0	0.0
Theft - Purse Snatching	0	0.0	0	0.0
Theft - Shoplifting	0	0.0	0	0.0
Theft From Building	0	0.0	0	0.0
Theft From Coin Machine	0	0.0	0	0.0
Theft From Motor Vehicle	0	0.0	0	0.0
Theft of Motor Vehicle Parts	0	0.0	0	0.0
Theft - All Other Larceny	0	0.0	0	0.0
<b>Motor Vehicle Theft</b>	<b>0</b>	<b>0.0</b>	<b>0</b>	<b>0.0</b>
<b>Counterfeiting/Forgery</b>	<b>0</b>	<b>0.0</b>	<b>0</b>	<b>0.0</b>
<b>Fraud Offenses (Total)</b>	<b>0</b>	<b>0.0</b>	<b>0</b>	<b>0.0</b>
Fraud - Computer Hacking/Invasion	0	0.0	0	0.0
Fraud - Credit Card/ATM	0	0.0	0	0.0
Fraud - False Pretenses	0	0.0	0	0.0
Fraud - Identity Theft	0	0.0	0	0.0
Fraud - Impersonation	0	0.0	0	0.0
Fraud - Welfare	0	0.0	0	0.0
Fraud - Wire	0	0.0	0	0.0
<b>Embezzlement</b>	<b>0</b>	<b>0.0</b>	<b>0</b>	<b>0.0</b>
<b>Stolen Property Offenses</b>	<b>0</b>	<b>0.0</b>	<b>0</b>	<b>0.0</b>
<b>Destruction/Damage/Vandalism</b>	<b>0</b>	<b>0.0</b>	<b>0</b>	<b>0.0</b>
<b>Drug/Narcotic Violations (Total)</b>	<b>0</b>	<b>0.0</b>	<b>0</b>	<b>0.0</b>
Drug/Narcotic Violations	0	0.0	0	0.0
Drug/Narcotic Equipment Violations	0	0.0	0	0.0

GROUP A OFFENSES	Offense	Rate per 1,000	Cleared	% Cleared
<b>Sex Offenses (Nonforcible) (Total)</b>	<b>0</b>	<b>0.0</b>	<b>0</b>	<b>0.0</b>
Incest	0	0.0	0	0.0
Statutory Rape	0	0.0	0	0.0
<b>Pornography/Obscene Material</b>	<b>0</b>	<b>0.0</b>	<b>0</b>	<b>0.0</b>
<b>Gambling Offenses (Total)</b>	<b>0</b>	<b>0.0</b>	<b>0</b>	<b>0.0</b>
Gambling - Betting/Wagering	0	0.0	0	0.0
Gambling - Operating/Promoting	0	0.0	0	0.0
Gambling - Equipment Violations	0	0.0	0	0.0
Gambling - Sports Tampering	0	0.0	0	0.0
<b>Prostitution Offenses (Total)</b>	<b>0</b>	<b>0.0</b>	<b>0</b>	<b>0.0</b>
Prostitution	0	0.0	0	0.0
Prostitution Assisting/Promoting	0	0.0	0	0.0
Purchasing Prostitution	0	0.0	0	0.0
<b>Human Trafficking Offenses (Total)</b>	<b>0</b>	<b>0.0</b>	<b>0</b>	<b>0.0</b>
Commercial Sex Acts	0	0.0	0	0.0
Involuntary Servitude	0	0.0	0	0.0
<b>Bribery</b>	<b>0</b>	<b>0.0</b>	<b>0</b>	<b>0.0</b>
<b>Weapon Law Violations</b>	<b>0</b>	<b>0.0</b>	<b>0</b>	<b>0.0</b>
<b>Animal Cruelty</b>	<b>0</b>	<b>0.0</b>	<b>0</b>	<b>0.0</b>

GROUP B OFFENSES	Offenses	Rate per 1,000
Bad Checks	0	0.0
Curfew/Vagrancy	0	0.0
Disorderly Conduct	0	0.0
DUI	0	0.0
Drunkenness	0	0.0
Family-Non Violent	0	0.0
Liquor Law Violations	0	0.0
Peeping Tom	0	0.0
Trespass	0	0.0
All Other Offenses	0	0.0

2025 Fall Term Campus Population	
Undergraduate Enrollment	264
Graduate Enrollment	0
Staff Personnel	11
Faculty Personnel	14
Security Personnel	0
<b>Total Campus Population</b>	<b>289</b>



## Tennessee College of Applied Technology at Crossville - 2025

GROUP A OFFENSES	Offense	Rate per 1,000	Cleared	% Cleared
<b>Homicide Offenses (Total)</b>	<b>0</b>	<b>0.0</b>	<b>0</b>	<b>0.0</b>
Murder	0	0.0	0	0.0
Negligent Manslaughter	0	0.0	0	0.0
Negligent Vehicular Manslaughter	0	0.0	0	0.0
<b>Kidnapping/Abduction</b>	<b>0</b>	<b>0.0</b>	<b>0</b>	<b>0.0</b>
<b>Sex Offenses (Forcible) (Total)</b>	<b>0</b>	<b>0.0</b>	<b>0</b>	<b>0.0</b>
Forcible Rape	0	0.0	0	0.0
Forcible Sodomy	0	0.0	0	0.0
Sexual Assault W/Object	0	0.0	0	0.0
Criminal Sexual Contact	0	0.0	0	0.0
<b>Robbery</b>	<b>0</b>	<b>0.0</b>	<b>0</b>	<b>0.0</b>
<b>Assault Offenses (Total)</b>	<b>0</b>	<b>0.0</b>	<b>0</b>	<b>0.0</b>
Aggravated Assault	0	0.0	0	0.0
Simple Assault	0	0.0	0	0.0
Intimidation	0	0.0	0	0.0
Stalking	0	0.0	0	0.0
<b>Arson</b>	<b>0</b>	<b>0.0</b>	<b>0</b>	<b>0.0</b>
<b>Extortion/Blackmail</b>	<b>0</b>	<b>0.0</b>	<b>0</b>	<b>0.0</b>
<b>Burglary</b>	<b>0</b>	<b>0.0</b>	<b>0</b>	<b>0.0</b>
<b>Larceny/Theft Offenses (Total)</b>	<b>0</b>	<b>0.0</b>	<b>0</b>	<b>0.0</b>
Theft - Pocket-picking	0	0.0	0	0.0
Theft - Purse Snatching	0	0.0	0	0.0
Theft - Shoplifting	0	0.0	0	0.0
Theft From Building	0	0.0	0	0.0
Theft From Coin Machine	0	0.0	0	0.0
Theft From Motor Vehicle	0	0.0	0	0.0
Theft of Motor Vehicle Parts	0	0.0	0	0.0
Theft - All Other Larceny	0	0.0	0	0.0
<b>Motor Vehicle Theft</b>	<b>0</b>	<b>0.0</b>	<b>0</b>	<b>0.0</b>
<b>Counterfeiting/Forgery</b>	<b>0</b>	<b>0.0</b>	<b>0</b>	<b>0.0</b>
<b>Fraud Offenses (Total)</b>	<b>0</b>	<b>0.0</b>	<b>0</b>	<b>0.0</b>
Fraud - Computer Hacking/Invasion	0	0.0	0	0.0
Fraud - Credit Card/ATM	0	0.0	0	0.0
Fraud - False Pretenses	0	0.0	0	0.0
Fraud - Identity Theft	0	0.0	0	0.0
Fraud - Impersonation	0	0.0	0	0.0
Fraud - Welfare	0	0.0	0	0.0
Fraud - Wire	0	0.0	0	0.0
<b>Embezzlement</b>	<b>0</b>	<b>0.0</b>	<b>0</b>	<b>0.0</b>
<b>Stolen Property Offenses</b>	<b>0</b>	<b>0.0</b>	<b>0</b>	<b>0.0</b>
<b>Destruction/Damage/Vandalism</b>	<b>0</b>	<b>0.0</b>	<b>0</b>	<b>0.0</b>
<b>Drug/Narcotic Violations (Total)</b>	<b>0</b>	<b>0.0</b>	<b>0</b>	<b>0.0</b>
Drug/Narcotic Violations	0	0.0	0	0.0
Drug/Narcotic Equipment Violations	0	0.0	0	0.0

GROUP A OFFENSES	Offense	Rate per 1,000	Cleared	% Cleared
<b>Sex Offenses (Nonforcible) (Total)</b>	<b>0</b>	<b>0.0</b>	<b>0</b>	<b>0.0</b>
Incest	0	0.0	0	0.0
Statutory Rape	0	0.0	0	0.0
<b>Pornography/Obscene Material</b>	<b>0</b>	<b>0.0</b>	<b>0</b>	<b>0.0</b>
<b>Gambling Offenses (Total)</b>	<b>0</b>	<b>0.0</b>	<b>0</b>	<b>0.0</b>
Gambling - Betting/Wagering	0	0.0	0	0.0
Gambling - Operating/Promoting	0	0.0	0	0.0
Gambling - Equipment Violations	0	0.0	0	0.0
Gambling - Sports Tampering	0	0.0	0	0.0
<b>Prostitution Offenses (Total)</b>	<b>0</b>	<b>0.0</b>	<b>0</b>	<b>0.0</b>
Prostitution	0	0.0	0	0.0
Prostitution Assisting/Promoting	0	0.0	0	0.0
Purchasing Prostitution	0	0.0	0	0.0
<b>Human Trafficking Offenses (Total)</b>	<b>0</b>	<b>0.0</b>	<b>0</b>	<b>0.0</b>
Commercial Sex Acts	0	0.0	0	0.0
Involuntary Servitude	0	0.0	0	0.0
<b>Bribery</b>	<b>0</b>	<b>0.0</b>	<b>0</b>	<b>0.0</b>
<b>Weapon Law Violations</b>	<b>0</b>	<b>0.0</b>	<b>0</b>	<b>0.0</b>
<b>Animal Cruelty</b>	<b>0</b>	<b>0.0</b>	<b>0</b>	<b>0.0</b>

GROUP B OFFENSES	Offenses	Rate per 1,000
Bad Checks	0	0.0
Curfew/Vagrancy	0	0.0
Disorderly Conduct	0	0.0
DUI	0	0.0
Drunkenness	0	0.0
Family-Non Violent	0	0.0
Liquor Law Violations	0	0.0
Peeping Tom	0	0.0
Trespass	0	0.0
All Other Offenses	0	0.0

2025 Fall Term Campus Population	
Undergraduate Enrollment	423
Graduate Enrollment	0
Staff Personnel	14
Faculty Personnel	28
Security Personnel	0
<b>Total Campus Population</b>	<b>465</b>



**Tennessee College of Applied Technology at Crump - 2025**

<b>GROUP A OFFENSES</b>	Offense	Rate per 1,000	Cleared	% Cleared
<b>Homicide Offenses (Total)</b>	<b>0</b>	<b>0.0</b>	<b>0</b>	<b>0.0</b>
Murder	0	0.0	0	0.0
Negligent Manslaughter	0	0.0	0	0.0
Negligent Vehicular Manslaughter	0	0.0	0	0.0
<b>Kidnapping/Abduction</b>	<b>0</b>	<b>0.0</b>	<b>0</b>	<b>0.0</b>
<b>Sex Offenses (Forcible) (Total)</b>	<b>0</b>	<b>0.0</b>	<b>0</b>	<b>0.0</b>
Forcible Rape	0	0.0	0	0.0
Forcible Sodomy	0	0.0	0	0.0
Sexual Assault W/Object	0	0.0	0	0.0
Criminal Sexual Contact	0	0.0	0	0.0
<b>Robbery</b>	<b>0</b>	<b>0.0</b>	<b>0</b>	<b>0.0</b>
<b>Assault Offenses (Total)</b>	<b>0</b>	<b>0.0</b>	<b>0</b>	<b>0.0</b>
Aggravated Assault	0	0.0	0	0.0
Simple Assault	0	0.0	0	0.0
Intimidation	0	0.0	0	0.0
Stalking	0	0.0	0	0.0
<b>Arson</b>	<b>0</b>	<b>0.0</b>	<b>0</b>	<b>0.0</b>
<b>Extortion/Blackmail</b>	<b>0</b>	<b>0.0</b>	<b>0</b>	<b>0.0</b>
<b>Burglary</b>	<b>0</b>	<b>0.0</b>	<b>0</b>	<b>0.0</b>
<b>Larceny/Theft Offenses (Total)</b>	<b>0</b>	<b>0.0</b>	<b>0</b>	<b>0.0</b>
Theft - Pocket-picking	0	0.0	0	0.0
Theft - Purse Snatching	0	0.0	0	0.0
Theft - Shoplifting	0	0.0	0	0.0
Theft From Building	0	0.0	0	0.0
Theft From Coin Machine	0	0.0	0	0.0
Theft From Motor Vehicle	0	0.0	0	0.0
Theft of Motor Vehicle Parts	0	0.0	0	0.0
Theft - All Other Larceny	0	0.0	0	0.0
<b>Motor Vehicle Theft</b>	<b>0</b>	<b>0.0</b>	<b>0</b>	<b>0.0</b>
<b>Counterfeiting/Forgery</b>	<b>0</b>	<b>0.0</b>	<b>0</b>	<b>0.0</b>
<b>Fraud Offenses (Total)</b>	<b>0</b>	<b>0.0</b>	<b>0</b>	<b>0.0</b>
Fraud - Computer Hacking/Invasion	0	0.0	0	0.0
Fraud - Credit Card/ATM	0	0.0	0	0.0
Fraud - False Pretenses	0	0.0	0	0.0
Fraud - Identity Theft	0	0.0	0	0.0
Fraud - Impersonation	0	0.0	0	0.0
Fraud - Welfare	0	0.0	0	0.0
Fraud - Wire	0	0.0	0	0.0
<b>Embezzlement</b>	<b>0</b>	<b>0.0</b>	<b>0</b>	<b>0.0</b>
<b>Stolen Property Offenses</b>	<b>0</b>	<b>0.0</b>	<b>0</b>	<b>0.0</b>
<b>Destruction/Damage/Vandalism</b>	<b>0</b>	<b>0.0</b>	<b>0</b>	<b>0.0</b>
<b>Drug/Narcotic Violations (Total)</b>	<b>0</b>	<b>0.0</b>	<b>0</b>	<b>0.0</b>
Drug/Narcotic Violations	0	0.0	0	0.0
Drug/Narcotic Equipment Violations	0	0.0	0	0.0

<b>GROUP A OFFENSES</b>	Offense	Rate per 1,000	Cleared	% Cleared
<b>Sex Offenses (Nonforcible) (Total)</b>	<b>0</b>	<b>0.0</b>	<b>0</b>	<b>0.0</b>
Incest	0	0.0	0	0.0
Statutory Rape	0	0.0	0	0.0
<b>Pornography/Obscene Material</b>	<b>0</b>	<b>0.0</b>	<b>0</b>	<b>0.0</b>
<b>Gambling Offenses (Total)</b>	<b>0</b>	<b>0.0</b>	<b>0</b>	<b>0.0</b>
Gambling - Betting/Wagering	0	0.0	0	0.0
Gambling - Operating/Promoting	0	0.0	0	0.0
Gambling - Equipment Violations	0	0.0	0	0.0
Gambling - Sports Tampering	0	0.0	0	0.0
<b>Prostitution Offenses (Total)</b>	<b>0</b>	<b>0.0</b>	<b>0</b>	<b>0.0</b>
Prostitution	0	0.0	0	0.0
Prostitution Assisting/Promoting	0	0.0	0	0.0
Purchasing Prostitution	0	0.0	0	0.0
<b>Human Trafficking Offenses (Total)</b>	<b>0</b>	<b>0.0</b>	<b>0</b>	<b>0.0</b>
Commercial Sex Acts	0	0.0	0	0.0
Involuntary Servitude	0	0.0	0	0.0
<b>Bribery</b>	<b>0</b>	<b>0.0</b>	<b>0</b>	<b>0.0</b>
<b>Weapon Law Violations</b>	<b>0</b>	<b>0.0</b>	<b>0</b>	<b>0.0</b>
<b>Animal Cruelty</b>	<b>0</b>	<b>0.0</b>	<b>0</b>	<b>0.0</b>

<b>GROUP B OFFENSES</b>	Offenses	Rate per 1,000
Bad Checks	0	0.0
Curfew/Vagrancy	0	0.0
Disorderly Conduct	0	0.0
DUI	0	0.0
Drunkenness	0	0.0
Family-Non Violent	0	0.0
Liquor Law Violations	0	0.0
Peeping Tom	0	0.0
Trespass	0	0.0
All Other Offenses	0	0.0

<b>2025 Fall Term Campus Population</b>	
Undergraduate Enrollment	409
Graduate Enrollment	0
Staff Personnel	21
Faculty Personnel	37
Security Personnel	1
<b>Total Campus Population</b>	<b>468</b>



## Tennessee College of Applied Technology at Dickson - 2025

GROUP A OFFENSES	Offense	Rate per 1,000	Cleared	% Cleared
<b>Homicide Offenses (Total)</b>	<b>0</b>	<b>0.0</b>	<b>0</b>	<b>0.0</b>
Murder	0	0.0	0	0.0
Negligent Manslaughter	0	0.0	0	0.0
Negligent Vehicular Manslaughter	0	0.0	0	0.0
<b>Kidnapping/Abduction</b>	<b>0</b>	<b>0.0</b>	<b>0</b>	<b>0.0</b>
<b>Sex Offenses (Forcible) (Total)</b>	<b>0</b>	<b>0.0</b>	<b>0</b>	<b>0.0</b>
Forcible Rape	0	0.0	0	0.0
Forcible Sodomy	0	0.0	0	0.0
Sexual Assault W/Object	0	0.0	0	0.0
Criminal Sexual Contact	0	0.0	0	0.0
<b>Robbery</b>	<b>0</b>	<b>0.0</b>	<b>0</b>	<b>0.0</b>
<b>Assault Offenses (Total)</b>	<b>2</b>	<b>2.4</b>	<b>1</b>	<b>50.0</b>
Aggravated Assault	0	0.0	0	0.0
Simple Assault	1	1.2	0	0.0
Intimidation	1	1.2	1	100.0
Stalking	0	0.0	0	0.0
<b>Arson</b>	<b>0</b>	<b>0.0</b>	<b>0</b>	<b>0.0</b>
<b>Extortion/Blackmail</b>	<b>0</b>	<b>0.0</b>	<b>0</b>	<b>0.0</b>
<b>Burglary</b>	<b>0</b>	<b>0.0</b>	<b>0</b>	<b>0.0</b>
<b>Larceny/Theft Offenses (Total)</b>	<b>1</b>	<b>1.2</b>	<b>0</b>	<b>0.0</b>
Theft - Pocket-picking	0	0.0	0	0.0
Theft - Purse Snatching	0	0.0	0	0.0
Theft - Shoplifting	0	0.0	0	0.0
Theft From Building	0	0.0	0	0.0
Theft From Coin Machine	0	0.0	0	0.0
Theft From Motor Vehicle	0	0.0	0	0.0
Theft of Motor Vehicle Parts	0	0.0	0	0.0
Theft - All Other Larceny	1	1.2	0	0.0
<b>Motor Vehicle Theft</b>	<b>0</b>	<b>0.0</b>	<b>0</b>	<b>0.0</b>
<b>Counterfeiting/Forgery</b>	<b>0</b>	<b>0.0</b>	<b>0</b>	<b>0.0</b>
<b>Fraud Offenses (Total)</b>	<b>0</b>	<b>0.0</b>	<b>0</b>	<b>0.0</b>
Fraud - Computer Hacking/Invasion	0	0.0	0	0.0
Fraud - Credit Card/ATM	0	0.0	0	0.0
Fraud - False Pretenses	0	0.0	0	0.0
Fraud - Identity Theft	0	0.0	0	0.0
Fraud - Impersonation	0	0.0	0	0.0
Fraud - Welfare	0	0.0	0	0.0
Fraud - Wire	0	0.0	0	0.0
<b>Embezzlement</b>	<b>0</b>	<b>0.0</b>	<b>0</b>	<b>0.0</b>
<b>Stolen Property Offenses</b>	<b>0</b>	<b>0.0</b>	<b>0</b>	<b>0.0</b>
<b>Destruction/Damage/Vandalism</b>	<b>0</b>	<b>0.0</b>	<b>0</b>	<b>0.0</b>
<b>Drug/Narcotic Violations (Total)</b>	<b>0</b>	<b>0.0</b>	<b>0</b>	<b>0.0</b>
Drug/Narcotic Violations	0	0.0	0	0.0
Drug/Narcotic Equipment Violations	0	0.0	0	0.0

GROUP A OFFENSES	Offense	Rate per 1,000	Cleared	% Cleared
<b>Sex Offenses (Nonforcible) (Total)</b>	<b>0</b>	<b>0.0</b>	<b>0</b>	<b>0.0</b>
Incest	0	0.0	0	0.0
Statutory Rape	0	0.0	0	0.0
<b>Pornography/Obscene Material</b>	<b>0</b>	<b>0.0</b>	<b>0</b>	<b>0.0</b>
<b>Gambling Offenses (Total)</b>	<b>0</b>	<b>0.0</b>	<b>0</b>	<b>0.0</b>
Gambling - Betting/Wagering	0	0.0	0	0.0
Gambling - Operating/Promoting	0	0.0	0	0.0
Gambling - Equipment Violations	0	0.0	0	0.0
Gambling - Sports Tampering	0	0.0	0	0.0
<b>Prostitution Offenses (Total)</b>	<b>0</b>	<b>0.0</b>	<b>0</b>	<b>0.0</b>
Prostitution	0	0.0	0	0.0
Prostitution Assisting/Promoting	0	0.0	0	0.0
Purchasing Prostitution	0	0.0	0	0.0
<b>Human Trafficking Offenses (Total)</b>	<b>0</b>	<b>0.0</b>	<b>0</b>	<b>0.0</b>
Commercial Sex Acts	0	0.0	0	0.0
Involuntary Servitude	0	0.0	0	0.0
<b>Bribery</b>	<b>0</b>	<b>0.0</b>	<b>0</b>	<b>0.0</b>
<b>Weapon Law Violations</b>	<b>0</b>	<b>0.0</b>	<b>0</b>	<b>0.0</b>
<b>Animal Cruelty</b>	<b>0</b>	<b>0.0</b>	<b>0</b>	<b>0.0</b>

GROUP B OFFENSES	Offenses	Rate per 1,000
Bad Checks	0	0.0
Curfew/Vagrancy	0	0.0
Disorderly Conduct	0	0.0
DUI	0	0.0
Drunkenness	0	0.0
Family-Non Violent	0	0.0
Liquor Law Violations	0	0.0
Peeping Tom	0	0.0
Trespass	1	0.0
All Other Offenses	0	0.0

2025 Fall Term Campus Population	
Undergraduate Enrollment	763
Graduate Enrollment	0
Staff Personnel	34
Faculty Personnel	48
Security Personnel	2
<b>Total Campus Population</b>	<b>847</b>



Tennessee College of Applied Technology at Elizabethton - 2025

GROUP A OFFENSES	Offense	Rate per 1,000	Cleared	% Cleared
<b>Homicide Offenses (Total)</b>	<b>0</b>	<b>0.0</b>	<b>0</b>	<b>0.0</b>
Murder	0	0.0	0	0.0
Negligent Manslaughter	0	0.0	0	0.0
Negligent Vehicular Manslaughter	0	0.0	0	0.0
<b>Kidnapping/Abduction</b>	<b>0</b>	<b>0.0</b>	<b>0</b>	<b>0.0</b>
<b>Sex Offenses (Forcible) (Total)</b>	<b>0</b>	<b>0.0</b>	<b>0</b>	<b>0.0</b>
Forcible Rape	0	0.0	0	0.0
Forcible Sodomy	0	0.0	0	0.0
Sexual Assault W/Object	0	0.0	0	0.0
Criminal Sexual Contact	0	0.0	0	0.0
<b>Robbery</b>	<b>0</b>	<b>0.0</b>	<b>0</b>	<b>0.0</b>
<b>Assault Offenses (Total)</b>	<b>0</b>	<b>0.0</b>	<b>0</b>	<b>0.0</b>
Aggravated Assault	0	0.0	0	0.0
Simple Assault	0	0.0	0	0.0
Intimidation	0	0.0	0	0.0
Stalking	0	0.0	0	0.0
<b>Arson</b>	<b>0</b>	<b>0.0</b>	<b>0</b>	<b>0.0</b>
<b>Extortion/Blackmail</b>	<b>0</b>	<b>0.0</b>	<b>0</b>	<b>0.0</b>
<b>Burglary</b>	<b>0</b>	<b>0.0</b>	<b>0</b>	<b>0.0</b>
<b>Larceny/Theft Offenses (Total)</b>	<b>0</b>	<b>0.0</b>	<b>0</b>	<b>0.0</b>
Theft - Pocket-picking	0	0.0	0	0.0
Theft - Purse Snatching	0	0.0	0	0.0
Theft - Shoplifting	0	0.0	0	0.0
Theft From Building	0	0.0	0	0.0
Theft From Coin Machine	0	0.0	0	0.0
Theft From Motor Vehicle	0	0.0	0	0.0
Theft of Motor Vehicle Parts	0	0.0	0	0.0
Theft - All Other Larceny	0	0.0	0	0.0
<b>Motor Vehicle Theft</b>	<b>0</b>	<b>0.0</b>	<b>0</b>	<b>0.0</b>
<b>Counterfeiting/Forgery</b>	<b>0</b>	<b>0.0</b>	<b>0</b>	<b>0.0</b>
<b>Fraud Offenses (Total)</b>	<b>0</b>	<b>0.0</b>	<b>0</b>	<b>0.0</b>
Fraud - Computer Hacking/Invasion	0	0.0	0	0.0
Fraud - Credit Card/ATM	0	0.0	0	0.0
Fraud - False Pretenses	0	0.0	0	0.0
Fraud - Identity Theft	0	0.0	0	0.0
Fraud - Impersonation	0	0.0	0	0.0
Fraud - Welfare	0	0.0	0	0.0
Fraud - Wire	0	0.0	0	0.0
<b>Embezzlement</b>	<b>0</b>	<b>0.0</b>	<b>0</b>	<b>0.0</b>
<b>Stolen Property Offenses</b>	<b>0</b>	<b>0.0</b>	<b>0</b>	<b>0.0</b>
<b>Destruction/Damage/Vandalism</b>	<b>0</b>	<b>0.0</b>	<b>0</b>	<b>0.0</b>
<b>Drug/Narcotic Violations (Total)</b>	<b>0</b>	<b>0.0</b>	<b>0</b>	<b>0.0</b>
Drug/Narcotic Violations	0	0.0	0	0.0
Drug/Narcotic Equipment Violations	0	0.0	0	0.0

GROUP A OFFENSES	Offense	Rate per 1,000	Cleared	% Cleared
<b>Sex Offenses (Nonforcible) (Total)</b>	<b>0</b>	<b>0.0</b>	<b>0</b>	<b>0.0</b>
Incest	0	0.0	0	0.0
Statutory Rape	0	0.0	0	0.0
<b>Pornography/Obscene Material</b>	<b>0</b>	<b>0.0</b>	<b>0</b>	<b>0.0</b>
<b>Gambling Offenses (Total)</b>	<b>0</b>	<b>0.0</b>	<b>0</b>	<b>0.0</b>
Gambling - Betting/Wagering	0	0.0	0	0.0
Gambling - Operating/Promoting	0	0.0	0	0.0
Gambling - Equipment Violations	0	0.0	0	0.0
Gambling - Sports Tampering	0	0.0	0	0.0
<b>Prostitution Offenses (Total)</b>	<b>0</b>	<b>0.0</b>	<b>0</b>	<b>0.0</b>
Prostitution	0	0.0	0	0.0
Prostitution Assisting/Promoting	0	0.0	0	0.0
Purchasing Prostitution	0	0.0	0	0.0
<b>Human Trafficking Offenses (Total)</b>	<b>0</b>	<b>0.0</b>	<b>0</b>	<b>0.0</b>
Commercial Sex Acts	0	0.0	0	0.0
Involuntary Servitude	0	0.0	0	0.0
<b>Bribery</b>	<b>0</b>	<b>0.0</b>	<b>0</b>	<b>0.0</b>
<b>Weapon Law Violations</b>	<b>0</b>	<b>0.0</b>	<b>0</b>	<b>0.0</b>
<b>Animal Cruelty</b>	<b>0</b>	<b>0.0</b>	<b>0</b>	<b>0.0</b>

GROUP B OFFENSES	Offenses	Rate per 1,000
Bad Checks	0	0.0
Curfew/Vagrancy	0	0.0
Disorderly Conduct	0	0.0
DUI	0	0.0
Drunkenness	0	0.0
Family-Non Violent	0	0.0
Liquor Law Violations	0	0.0
Peeping Tom	0	0.0
Trespass	0	0.0
All Other Offenses	0	0.0

2025 Fall Term Campus Population	
Undergraduate Enrollment	613
Graduate Enrollment	0
Staff Personnel	32
Faculty Personnel	49
Security Personnel	1
<b>Total Campus Population</b>	<b>695</b>



**Tennessee College of Applied Technology at Harriman - 2025**

<b>GROUP A OFFENSES</b>	Offense	Rate per 1,000	Cleared	% Cleared
<b>Homicide Offenses (Total)</b>	<b>0</b>	<b>0.0</b>	<b>0</b>	<b>0.0</b>
Murder	0	0.0	0	0.0
Negligent Manslaughter	0	0.0	0	0.0
Negligent Vehicular Manslaughter	0	0.0	0	0.0
<b>Kidnapping/Abduction</b>	<b>0</b>	<b>0.0</b>	<b>0</b>	<b>0.0</b>
<b>Sex Offenses (Forcible) (Total)</b>	<b>0</b>	<b>0.0</b>	<b>0</b>	<b>0.0</b>
Forcible Rape	0	0.0	0	0.0
Forcible Sodomy	0	0.0	0	0.0
Sexual Assault W/Object	0	0.0	0	0.0
Criminal Sexual Contact	0	0.0	0	0.0
<b>Robbery</b>	<b>0</b>	<b>0.0</b>	<b>0</b>	<b>0.0</b>
<b>Assault Offenses (Total)</b>	<b>0</b>	<b>0.0</b>	<b>0</b>	<b>0.0</b>
Aggravated Assault	0	0.0	0	0.0
Simple Assault	0	0.0	0	0.0
Intimidation	0	0.0	0	0.0
Stalking	0	0.0	0	0.0
<b>Arson</b>	<b>0</b>	<b>0.0</b>	<b>0</b>	<b>0.0</b>
<b>Extortion/Blackmail</b>	<b>0</b>	<b>0.0</b>	<b>0</b>	<b>0.0</b>
<b>Burglary</b>	<b>0</b>	<b>0.0</b>	<b>0</b>	<b>0.0</b>
<b>Larceny/Theft Offenses (Total)</b>	<b>0</b>	<b>0.0</b>	<b>0</b>	<b>0.0</b>
Theft - Pocket-picking	0	0.0	0	0.0
Theft - Purse Snatching	0	0.0	0	0.0
Theft - Shoplifting	0	0.0	0	0.0
Theft From Building	0	0.0	0	0.0
Theft From Coin Machine	0	0.0	0	0.0
Theft From Motor Vehicle	0	0.0	0	0.0
Theft of Motor Vehicle Parts	0	0.0	0	0.0
Theft - All Other Larceny	0	0.0	0	0.0
<b>Motor Vehicle Theft</b>	<b>0</b>	<b>0.0</b>	<b>0</b>	<b>0.0</b>
<b>Counterfeiting/Forgery</b>	<b>0</b>	<b>0.0</b>	<b>0</b>	<b>0.0</b>
<b>Fraud Offenses (Total)</b>	<b>0</b>	<b>0.0</b>	<b>0</b>	<b>0.0</b>
Fraud - Computer Hacking/Invasion	0	0.0	0	0.0
Fraud - Credit Card/ATM	0	0.0	0	0.0
Fraud - False Pretenses	0	0.0	0	0.0
Fraud - Identity Theft	0	0.0	0	0.0
Fraud - Impersonation	0	0.0	0	0.0
Fraud - Welfare	0	0.0	0	0.0
Fraud - Wire	0	0.0	0	0.0
<b>Embezzlement</b>	<b>0</b>	<b>0.0</b>	<b>0</b>	<b>0.0</b>
<b>Stolen Property Offenses</b>	<b>0</b>	<b>0.0</b>	<b>0</b>	<b>0.0</b>
<b>Destruction/Damage/Vandalism</b>	<b>0</b>	<b>0.0</b>	<b>0</b>	<b>0.0</b>
<b>Drug/Narcotic Violations (Total)</b>	<b>0</b>	<b>0.0</b>	<b>0</b>	<b>0.0</b>
Drug/Narcotic Violations	0	0.0	0	0.0
Drug/Narcotic Equipment Violations	0	0.0	0	0.0

<b>GROUP A OFFENSES</b>	Offense	Rate per 1,000	Cleared	% Cleared
<b>Sex Offenses (Nonforcible) (Total)</b>	<b>0</b>	<b>0.0</b>	<b>0</b>	<b>0.0</b>
Incest	0	0.0	0	0.0
Statutory Rape	0	0.0	0	0.0
<b>Pornography/Obscene Material</b>	<b>0</b>	<b>0.0</b>	<b>0</b>	<b>0.0</b>
<b>Gambling Offenses (Total)</b>	<b>0</b>	<b>0.0</b>	<b>0</b>	<b>0.0</b>
Gambling - Betting/Wagering	0	0.0	0	0.0
Gambling - Operating/Promoting	0	0.0	0	0.0
Gambling - Equipment Violations	0	0.0	0	0.0
Gambling - Sports Tampering	0	0.0	0	0.0
<b>Prostitution Offenses (Total)</b>	<b>0</b>	<b>0.0</b>	<b>0</b>	<b>0.0</b>
Prostitution	0	0.0	0	0.0
Prostitution Assisting/Promoting	0	0.0	0	0.0
Purchasing Prostitution	0	0.0	0	0.0
<b>Human Trafficking Offenses (Total)</b>	<b>0</b>	<b>0.0</b>	<b>0</b>	<b>0.0</b>
Commercial Sex Acts	0	0.0	0	0.0
Involuntary Servitude	0	0.0	0	0.0
<b>Bribery</b>	<b>0</b>	<b>0.0</b>	<b>0</b>	<b>0.0</b>
<b>Weapon Law Violations</b>	<b>0</b>	<b>0.0</b>	<b>0</b>	<b>0.0</b>
<b>Animal Cruelty</b>	<b>0</b>	<b>0.0</b>	<b>0</b>	<b>0.0</b>

<b>GROUP B OFFENSES</b>	Offenses	Rate per 1,000
Bad Checks	0	0.0
Curfew/Vagrancy	0	0.0
Disorderly Conduct	0	0.0
DUI	0	0.0
Drunkenness	0	0.0
Family-Non Violent	0	0.0
Liquor Law Violations	0	0.0
Peeping Tom	0	0.0
Trespass	0	0.0
All Other Offenses	0	0.0

<b>2025 Fall Term Campus Population</b>	
Undergraduate Enrollment	726
Graduate Enrollment	0
Staff Personnel	12
Faculty Personnel	25
Security Personnel	1
<b>Total Campus Population</b>	<b>764</b>



**Tennessee College of Applied Technology at Hartsville - 2025**

<b>GROUP A OFFENSES</b>	Offense	Rate per 1,000	Cleared	% Cleared
<b>Homicide Offenses (Total)</b>	<b>0</b>	<b>0.0</b>	<b>0</b>	<b>0.0</b>
Murder	0	0.0	0	0.0
Negligent Manslaughter	0	0.0	0	0.0
Negligent Vehicular Manslaughter	0	0.0	0	0.0
<b>Kidnapping/Abduction</b>	<b>0</b>	<b>0.0</b>	<b>0</b>	<b>0.0</b>
<b>Sex Offenses (Forcible) (Total)</b>	<b>0</b>	<b>0.0</b>	<b>0</b>	<b>0.0</b>
Forcible Rape	0	0.0	0	0.0
Forcible Sodomy	0	0.0	0	0.0
Sexual Assault W/Object	0	0.0	0	0.0
Criminal Sexual Contact	0	0.0	0	0.0
<b>Robbery</b>	<b>0</b>	<b>0.0</b>	<b>0</b>	<b>0.0</b>
<b>Assault Offenses (Total)</b>	<b>0</b>	<b>0.0</b>	<b>0</b>	<b>0.0</b>
Aggravated Assault	0	0.0	0	0.0
Simple Assault	0	0.0	0	0.0
Intimidation	0	0.0	0	0.0
Stalking	0	0.0	0	0.0
<b>Arson</b>	<b>0</b>	<b>0.0</b>	<b>0</b>	<b>0.0</b>
<b>Extortion/Blackmail</b>	<b>0</b>	<b>0.0</b>	<b>0</b>	<b>0.0</b>
<b>Burglary</b>	<b>0</b>	<b>0.0</b>	<b>0</b>	<b>0.0</b>
<b>Larceny/Theft Offenses (Total)</b>	<b>0</b>	<b>0.0</b>	<b>0</b>	<b>0.0</b>
Theft - Pocket-picking	0	0.0	0	0.0
Theft - Purse Snatching	0	0.0	0	0.0
Theft - Shoplifting	0	0.0	0	0.0
Theft From Building	0	0.0	0	0.0
Theft From Coin Machine	0	0.0	0	0.0
Theft From Motor Vehicle	0	0.0	0	0.0
Theft of Motor Vehicle Parts	0	0.0	0	0.0
Theft - All Other Larceny	0	0.0	0	0.0
<b>Motor Vehicle Theft</b>	<b>0</b>	<b>0.0</b>	<b>0</b>	<b>0.0</b>
<b>Counterfeiting/Forgery</b>	<b>0</b>	<b>0.0</b>	<b>0</b>	<b>0.0</b>
<b>Fraud Offenses (Total)</b>	<b>0</b>	<b>0.0</b>	<b>0</b>	<b>0.0</b>
Fraud - Computer Hacking/Invasion	0	0.0	0	0.0
Fraud - Credit Card/ATM	0	0.0	0	0.0
Fraud - False Pretenses	0	0.0	0	0.0
Fraud - Identity Theft	0	0.0	0	0.0
Fraud - Impersonation	0	0.0	0	0.0
Fraud - Welfare	0	0.0	0	0.0
Fraud - Wire	0	0.0	0	0.0
<b>Embezzlement</b>	<b>0</b>	<b>0.0</b>	<b>0</b>	<b>0.0</b>
<b>Stolen Property Offenses</b>	<b>0</b>	<b>0.0</b>	<b>0</b>	<b>0.0</b>
<b>Destruction/Damage/Vandalism</b>	<b>0</b>	<b>0.0</b>	<b>0</b>	<b>0.0</b>
<b>Drug/Narcotic Violations (Total)</b>	<b>0</b>	<b>0.0</b>	<b>0</b>	<b>0.0</b>
Drug/Narcotic Violations	0	0.0	0	0.0
Drug/Narcotic Equipment Violations	0	0.0	0	0.0

<b>GROUP A OFFENSES</b>	Offense	Rate per 1,000	Cleared	% Cleared
<b>Sex Offenses (Nonforcible) (Total)</b>	<b>0</b>	<b>0.0</b>	<b>0</b>	<b>0.0</b>
Incest	0	0.0	0	0.0
Statutory Rape	0	0.0	0	0.0
<b>Pornography/Obscene Material</b>	<b>0</b>	<b>0.0</b>	<b>0</b>	<b>0.0</b>
<b>Gambling Offenses (Total)</b>	<b>0</b>	<b>0.0</b>	<b>0</b>	<b>0.0</b>
Gambling - Betting/Wagering	0	0.0	0	0.0
Gambling - Operating/Promoting	0	0.0	0	0.0
Gambling - Equipment Violations	0	0.0	0	0.0
Gambling - Sports Tampering	0	0.0	0	0.0
<b>Prostitution Offenses (Total)</b>	<b>0</b>	<b>0.0</b>	<b>0</b>	<b>0.0</b>
Prostitution	0	0.0	0	0.0
Prostitution Assisting/Promoting	0	0.0	0	0.0
Purchasing Prostitution	0	0.0	0	0.0
<b>Human Trafficking Offenses (Total)</b>	<b>0</b>	<b>0.0</b>	<b>0</b>	<b>0.0</b>
Commercial Sex Acts	0	0.0	0	0.0
Involuntary Servitude	0	0.0	0	0.0
<b>Bribery</b>	<b>0</b>	<b>0.0</b>	<b>0</b>	<b>0.0</b>
<b>Weapon Law Violations</b>	<b>0</b>	<b>0.0</b>	<b>0</b>	<b>0.0</b>
<b>Animal Cruelty</b>	<b>0</b>	<b>0.0</b>	<b>0</b>	<b>0.0</b>

<b>GROUP B OFFENSES</b>	Offenses	Rate per 1,000
Bad Checks	0	0.0
Curfew/Vagrancy	0	0.0
Disorderly Conduct	0	0.0
DUI	0	0.0
Drunkenness	0	0.0
Family-Non Violent	0	0.0
Liquor Law Violations	0	0.0
Peeping Tom	0	0.0
Trespass	0	0.0
All Other Offenses	0	0.0

<b>2025 Fall Term Campus Population</b>	
Undergraduate Enrollment	406
Graduate Enrollment	0
Staff Personnel	16
Faculty Personnel	39
Security Personnel	1
<b>Total Campus Population</b>	<b>462</b>



**Tennessee College of Applied Technology at Hohenwald - 2025**

<b>GROUP A OFFENSES</b>	Offense	Rate per 1,000	Cleared	% Cleared
<b>Homicide Offenses (Total)</b>	<b>0</b>	<b>0.0</b>	<b>0</b>	<b>0.0</b>
Murder	0	0.0	0	0.0
Negligent Manslaughter	0	0.0	0	0.0
Negligent Vehicular Manslaughter	0	0.0	0	0.0
<b>Kidnapping/Abduction</b>	<b>0</b>	<b>0.0</b>	<b>0</b>	<b>0.0</b>
<b>Sex Offenses (Forcible) (Total)</b>	<b>0</b>	<b>0.0</b>	<b>0</b>	<b>0.0</b>
Forcible Rape	0	0.0	0	0.0
Forcible Sodomy	0	0.0	0	0.0
Sexual Assault W/Object	0	0.0	0	0.0
Criminal Sexual Contact	0	0.0	0	0.0
<b>Robbery</b>	<b>0</b>	<b>0.0</b>	<b>0</b>	<b>0.0</b>
<b>Assault Offenses (Total)</b>	<b>0</b>	<b>0.0</b>	<b>0</b>	<b>0.0</b>
Aggravated Assault	0	0.0	0	0.0
Simple Assault	0	0.0	0	0.0
Intimidation	0	0.0	0	0.0
Stalking	0	0.0	0	0.0
<b>Arson</b>	<b>0</b>	<b>0.0</b>	<b>0</b>	<b>0.0</b>
<b>Extortion/Blackmail</b>	<b>0</b>	<b>0.0</b>	<b>0</b>	<b>0.0</b>
<b>Burglary</b>	<b>0</b>	<b>0.0</b>	<b>0</b>	<b>0.0</b>
<b>Larceny/Theft Offenses (Total)</b>	<b>0</b>	<b>0.0</b>	<b>0</b>	<b>0.0</b>
Theft - Pocket-picking	0	0.0	0	0.0
Theft - Purse Snatching	0	0.0	0	0.0
Theft - Shoplifting	0	0.0	0	0.0
Theft From Building	0	0.0	0	0.0
Theft From Coin Machine	0	0.0	0	0.0
Theft From Motor Vehicle	0	0.0	0	0.0
Theft of Motor Vehicle Parts	0	0.0	0	0.0
Theft - All Other Larceny	0	0.0	0	0.0
<b>Motor Vehicle Theft</b>	<b>0</b>	<b>0.0</b>	<b>0</b>	<b>0.0</b>
<b>Counterfeiting/Forgery</b>	<b>0</b>	<b>0.0</b>	<b>0</b>	<b>0.0</b>
<b>Fraud Offenses (Total)</b>	<b>0</b>	<b>0.0</b>	<b>0</b>	<b>0.0</b>
Fraud - Computer Hacking/Invasion	0	0.0	0	0.0
Fraud - Credit Card/ATM	0	0.0	0	0.0
Fraud - False Pretenses	0	0.0	0	0.0
Fraud - Identity Theft	0	0.0	0	0.0
Fraud - Impersonation	0	0.0	0	0.0
Fraud - Welfare	0	0.0	0	0.0
Fraud - Wire	0	0.0	0	0.0
<b>Embezzlement</b>	<b>0</b>	<b>0.0</b>	<b>0</b>	<b>0.0</b>
<b>Stolen Property Offenses</b>	<b>0</b>	<b>0.0</b>	<b>0</b>	<b>0.0</b>
<b>Destruction/Damage/Vandalism</b>	<b>0</b>	<b>0.0</b>	<b>0</b>	<b>0.0</b>
<b>Drug/Narcotic Violations (Total)</b>	<b>0</b>	<b>0.0</b>	<b>0</b>	<b>0.0</b>
Drug/Narcotic Violations	0	0.0	0	0.0
Drug/Narcotic Equipment Violations	0	0.0	0	0.0

<b>GROUP A OFFENSES</b>	Offense	Rate per 1,000	Cleared	% Cleared
<b>Sex Offenses (Nonforcible) (Total)</b>	<b>0</b>	<b>0.0</b>	<b>0</b>	<b>0.0</b>
Incest	0	0.0	0	0.0
Statutory Rape	0	0.0	0	0.0
<b>Pornography/Obscene Material</b>	<b>0</b>	<b>0.0</b>	<b>0</b>	<b>0.0</b>
<b>Gambling Offenses (Total)</b>	<b>0</b>	<b>0.0</b>	<b>0</b>	<b>0.0</b>
Gambling - Betting/Wagering	0	0.0	0	0.0
Gambling - Operating/Promoting	0	0.0	0	0.0
Gambling - Equipment Violations	0	0.0	0	0.0
Gambling - Sports Tampering	0	0.0	0	0.0
<b>Prostitution Offenses (Total)</b>	<b>0</b>	<b>0.0</b>	<b>0</b>	<b>0.0</b>
Prostitution	0	0.0	0	0.0
Prostitution Assisting/Promoting	0	0.0	0	0.0
Purchasing Prostitution	0	0.0	0	0.0
<b>Human Trafficking Offenses (Total)</b>	<b>0</b>	<b>0.0</b>	<b>0</b>	<b>0.0</b>
Commercial Sex Acts	0	0.0	0	0.0
Involuntary Servitude	0	0.0	0	0.0
<b>Bribery</b>	<b>0</b>	<b>0.0</b>	<b>0</b>	<b>0.0</b>
<b>Weapon Law Violations</b>	<b>0</b>	<b>0.0</b>	<b>0</b>	<b>0.0</b>
<b>Animal Cruelty</b>	<b>0</b>	<b>0.0</b>	<b>0</b>	<b>0.0</b>

<b>GROUP B OFFENSES</b>	Offenses	Rate per 1,000
Bad Checks	0	0.0
Curfew/Vagrancy	0	0.0
Disorderly Conduct	0	0.0
DUI	0	0.0
Drunkenness	0	0.0
Family-Non Violent	0	0.0
Liquor Law Violations	0	0.0
Peeping Tom	0	0.0
Trespass	0	0.0
All Other Offenses	0	0.0

<b>2025 Fall Term Campus Population</b>	
Undergraduate Enrollment	922
Graduate Enrollment	0
Staff Personnel	11
Faculty Personnel	36
Security Personnel	1
<b>Total Campus Population</b>	<b>970</b>



**Tennessee College of Applied Technology at Jacksboro - 2025**

<b>GROUP A OFFENSES</b>	Offense	Rate per 1,000	Cleared	% Cleared
<b>Homicide Offenses (Total)</b>	<b>0</b>	<b>0.0</b>	<b>0</b>	<b>0.0</b>
Murder	0	0.0	0	0.0
Negligent Manslaughter	0	0.0	0	0.0
Negligent Vehicular Manslaughter	0	0.0	0	0.0
<b>Kidnapping/Abduction</b>	<b>0</b>	<b>0.0</b>	<b>0</b>	<b>0.0</b>
<b>Sex Offenses (Forcible) (Total)</b>	<b>0</b>	<b>0.0</b>	<b>0</b>	<b>0.0</b>
Forcible Rape	0	0.0	0	0.0
Forcible Sodomy	0	0.0	0	0.0
Sexual Assault W/Object	0	0.0	0	0.0
Criminal Sexual Contact	0	0.0	0	0.0
<b>Robbery</b>	<b>0</b>	<b>0.0</b>	<b>0</b>	<b>0.0</b>
<b>Assault Offenses (Total)</b>	<b>0</b>	<b>0.0</b>	<b>0</b>	<b>0.0</b>
Aggravated Assault	0	0.0	0	0.0
Simple Assault	0	0.0	0	0.0
Intimidation	0	0.0	0	0.0
Stalking	0	0.0	0	0.0
<b>Arson</b>	<b>0</b>	<b>0.0</b>	<b>0</b>	<b>0.0</b>
<b>Extortion/Blackmail</b>	<b>0</b>	<b>0.0</b>	<b>0</b>	<b>0.0</b>
<b>Burglary</b>	<b>0</b>	<b>0.0</b>	<b>0</b>	<b>0.0</b>
<b>Larceny/Theft Offenses (Total)</b>	<b>0</b>	<b>0.0</b>	<b>0</b>	<b>0.0</b>
Theft - Pocket-picking	0	0.0	0	0.0
Theft - Purse Snatching	0	0.0	0	0.0
Theft - Shoplifting	0	0.0	0	0.0
Theft From Building	0	0.0	0	0.0
Theft From Coin Machine	0	0.0	0	0.0
Theft From Motor Vehicle	0	0.0	0	0.0
Theft of Motor Vehicle Parts	0	0.0	0	0.0
Theft - All Other Larceny	0	0.0	0	0.0
<b>Motor Vehicle Theft</b>	<b>0</b>	<b>0.0</b>	<b>0</b>	<b>0.0</b>
<b>Counterfeiting/Forgery</b>	<b>0</b>	<b>0.0</b>	<b>0</b>	<b>0.0</b>
<b>Fraud Offenses (Total)</b>	<b>0</b>	<b>0.0</b>	<b>0</b>	<b>0.0</b>
Fraud - Computer Hacking/Invasion	0	0.0	0	0.0
Fraud - Credit Card/ATM	0	0.0	0	0.0
Fraud - False Pretenses	0	0.0	0	0.0
Fraud - Identity Theft	0	0.0	0	0.0
Fraud - Impersonation	0	0.0	0	0.0
Fraud - Welfare	0	0.0	0	0.0
Fraud - Wire	0	0.0	0	0.0
<b>Embezzlement</b>	<b>0</b>	<b>0.0</b>	<b>0</b>	<b>0.0</b>
<b>Stolen Property Offenses</b>	<b>0</b>	<b>0.0</b>	<b>0</b>	<b>0.0</b>
<b>Destruction/Damage/Vandalism</b>	<b>0</b>	<b>0.0</b>	<b>0</b>	<b>0.0</b>
<b>Drug/Narcotic Violations (Total)</b>	<b>0</b>	<b>0.0</b>	<b>0</b>	<b>0.0</b>
Drug/Narcotic Violations	0	0.0	0	0.0
Drug/Narcotic Equipment Violations	0	0.0	0	0.0

<b>GROUP A OFFENSES</b>	Offense	Rate per 1,000	Cleared	% Cleared
<b>Sex Offenses (Nonforcible) (Total)</b>	<b>0</b>	<b>0.0</b>	<b>0</b>	<b>0.0</b>
Incest	0	0.0	0	0.0
Statutory Rape	0	0.0	0	0.0
<b>Pornography/Obscene Material</b>	<b>0</b>	<b>0.0</b>	<b>0</b>	<b>0.0</b>
<b>Gambling Offenses (Total)</b>	<b>0</b>	<b>0.0</b>	<b>0</b>	<b>0.0</b>
Gambling - Betting/Wagering	0	0.0	0	0.0
Gambling - Operating/Promoting	0	0.0	0	0.0
Gambling - Equipment Violations	0	0.0	0	0.0
Gambling - Sports Tampering	0	0.0	0	0.0
<b>Prostitution Offenses (Total)</b>	<b>0</b>	<b>0.0</b>	<b>0</b>	<b>0.0</b>
Prostitution	0	0.0	0	0.0
Prostitution Assisting/Promoting	0	0.0	0	0.0
Purchasing Prostitution	0	0.0	0	0.0
<b>Human Trafficking Offenses (Total)</b>	<b>0</b>	<b>0.0</b>	<b>0</b>	<b>0.0</b>
Commercial Sex Acts	0	0.0	0	0.0
Involuntary Servitude	0	0.0	0	0.0
<b>Bribery</b>	<b>0</b>	<b>0.0</b>	<b>0</b>	<b>0.0</b>
<b>Weapon Law Violations</b>	<b>0</b>	<b>0.0</b>	<b>0</b>	<b>0.0</b>
<b>Animal Cruelty</b>	<b>0</b>	<b>0.0</b>	<b>0</b>	<b>0.0</b>

<b>GROUP B OFFENSES</b>	Offenses	Rate per 1,000
Bad Checks	0	0.0
Curfew/Vagrancy	0	0.0
Disorderly Conduct	0	0.0
DUI	0	0.0
Drunkenness	0	0.0
Family-Non Violent	0	0.0
Liquor Law Violations	0	0.0
Peeping Tom	0	0.0
Trespass	0	0.0
All Other Offenses	0	0.0

<b>2025 Fall Term Campus Population</b>	
Undergraduate Enrollment	373
Graduate Enrollment	0
Staff Personnel	20
Faculty Personnel	36
Security Personnel	1
<b>Total Campus Population</b>	<b>430</b>



Tennessee College of Applied Technology at Jackson - 2025

GROUP A OFFENSES	Offense	Rate per 1,000	Cleared	% Cleared
<b>Homicide Offenses (Total)</b>	<b>0</b>	<b>0.0</b>	<b>0</b>	<b>0.0</b>
Murder	0	0.0	0	0.0
Negligent Manslaughter	0	0.0	0	0.0
Negligent Vehicular Manslaughter	0	0.0	0	0.0
<b>Kidnapping/Abduction</b>	<b>0</b>	<b>0.0</b>	<b>0</b>	<b>0.0</b>
<b>Sex Offenses (Forcible) (Total)</b>	<b>0</b>	<b>0.0</b>	<b>0</b>	<b>0.0</b>
Forcible Rape	0	0.0	0	0.0
Forcible Sodomy	0	0.0	0	0.0
Sexual Assault W/Object	0	0.0	0	0.0
Criminal Sexual Contact	0	0.0	0	0.0
<b>Robbery</b>	<b>0</b>	<b>0.0</b>	<b>0</b>	<b>0.0</b>
<b>Assault Offenses (Total)</b>	<b>0</b>	<b>0.0</b>	<b>0</b>	<b>0.0</b>
Aggravated Assault	0	0.0	0	0.0
Simple Assault	0	0.0	0	0.0
Intimidation	0	0.0	0	0.0
Stalking	0	0.0	0	0.0
<b>Arson</b>	<b>0</b>	<b>0.0</b>	<b>0</b>	<b>0.0</b>
<b>Extortion/Blackmail</b>	<b>0</b>	<b>0.0</b>	<b>0</b>	<b>0.0</b>
<b>Burglary</b>	<b>0</b>	<b>0.0</b>	<b>0</b>	<b>0.0</b>
<b>Larceny/Theft Offenses (Total)</b>	<b>0</b>	<b>0.0</b>	<b>0</b>	<b>0.0</b>
Theft - Pocket-picking	0	0.0	0	0.0
Theft - Purse Snatching	0	0.0	0	0.0
Theft - Shoplifting	0	0.0	0	0.0
Theft From Building	0	0.0	0	0.0
Theft From Coin Machine	0	0.0	0	0.0
Theft From Motor Vehicle	0	0.0	0	0.0
Theft of Motor Vehicle Parts	0	0.0	0	0.0
Theft - All Other Larceny	0	0.0	0	0.0
<b>Motor Vehicle Theft</b>	<b>0</b>	<b>0.0</b>	<b>0</b>	<b>0.0</b>
<b>Counterfeiting/Forgery</b>	<b>0</b>	<b>0.0</b>	<b>0</b>	<b>0.0</b>
<b>Fraud Offenses (Total)</b>	<b>0</b>	<b>0.0</b>	<b>0</b>	<b>0.0</b>
Fraud - Computer Hacking/Invasion	0	0.0	0	0.0
Fraud - Credit Card/ATM	0	0.0	0	0.0
Fraud - False Pretenses	0	0.0	0	0.0
Fraud - Identity Theft	0	0.0	0	0.0
Fraud - Impersonation	0	0.0	0	0.0
Fraud - Welfare	0	0.0	0	0.0
Fraud - Wire	0	0.0	0	0.0
<b>Embezzlement</b>	<b>0</b>	<b>0.0</b>	<b>0</b>	<b>0.0</b>
<b>Stolen Property Offenses</b>	<b>0</b>	<b>0.0</b>	<b>0</b>	<b>0.0</b>
<b>Destruction/Damage/Vandalism</b>	<b>0</b>	<b>0.0</b>	<b>0</b>	<b>0.0</b>
<b>Drug/Narcotic Violations (Total)</b>	<b>0</b>	<b>0.0</b>	<b>0</b>	<b>0.0</b>
Drug/Narcotic Violations	0	0.0	0	0.0
Drug/Narcotic Equipment Violations	0	0.0	0	0.0

GROUP A OFFENSES	Offense	Rate per 1,000	Cleared	% Cleared
<b>Sex Offenses (Nonforcible) (Total)</b>	<b>0</b>	<b>0.0</b>	<b>0</b>	<b>0.0</b>
Incest	0	0.0	0	0.0
Statutory Rape	0	0.0	0	0.0
<b>Pornography/Obscene Material</b>	<b>0</b>	<b>0.0</b>	<b>0</b>	<b>0.0</b>
<b>Gambling Offenses (Total)</b>	<b>0</b>	<b>0.0</b>	<b>0</b>	<b>0.0</b>
Gambling - Betting/Wagering	0	0.0	0	0.0
Gambling - Operating/Promoting	0	0.0	0	0.0
Gambling - Equipment Violations	0	0.0	0	0.0
Gambling - Sports Tampering	0	0.0	0	0.0
<b>Prostitution Offenses (Total)</b>	<b>0</b>	<b>0.0</b>	<b>0</b>	<b>0.0</b>
Prostitution	0	0.0	0	0.0
Prostitution Assisting/Promoting	0	0.0	0	0.0
Purchasing Prostitution	0	0.0	0	0.0
<b>Human Trafficking Offenses (Total)</b>	<b>0</b>	<b>0.0</b>	<b>0</b>	<b>0.0</b>
Commercial Sex Acts	0	0.0	0	0.0
Involuntary Servitude	0	0.0	0	0.0
<b>Bribery</b>	<b>0</b>	<b>0.0</b>	<b>0</b>	<b>0.0</b>
<b>Weapon Law Violations</b>	<b>0</b>	<b>0.0</b>	<b>0</b>	<b>0.0</b>
<b>Animal Cruelty</b>	<b>0</b>	<b>0.0</b>	<b>0</b>	<b>0.0</b>

GROUP B OFFENSES	Offenses	Rate per 1,000
Bad Checks	0	0.0
Curfew/Vagrancy	0	0.0
Disorderly Conduct	0	0.0
DUI	0	0.0
Drunkenness	0	0.0
Family-Non Violent	0	0.0
Liquor Law Violations	0	0.0
Peeping Tom	0	0.0
Trespass	0	0.0
All Other Offenses	0	0.0

2025 Fall Term Campus Population	
Undergraduate Enrollment	618
Graduate Enrollment	0
Staff Personnel	44
Faculty Personnel	56
Security Personnel	3
<b>Total Campus Population</b>	<b>721</b>



**Tennessee College of Applied Technology at Knoxville - 2025**

GROUP A OFFENSES	Offense	Rate per 1,000	Cleared	% Cleared
<b>Homicide Offenses (Total)</b>	<b>0</b>	<b>0.0</b>	<b>0</b>	<b>0.0</b>
Murder	0	0.0	0	0.0
Negligent Manslaughter	0	0.0	0	0.0
Negligent Vehicular Manslaughter	0	0.0	0	0.0
<b>Kidnapping/Abduction</b>	<b>0</b>	<b>0.0</b>	<b>0</b>	<b>0.0</b>
<b>Sex Offenses (Forcible) (Total)</b>	<b>0</b>	<b>0.0</b>	<b>0</b>	<b>0.0</b>
Forcible Rape	0	0.0	0	0.0
Forcible Sodomy	0	0.0	0	0.0
Sexual Assault W/Object	0	0.0	0	0.0
Criminal Sexual Contact	0	0.0	0	0.0
<b>Robbery</b>	<b>0</b>	<b>0.0</b>	<b>0</b>	<b>0.0</b>
<b>Assault Offenses (Total)</b>	<b>0</b>	<b>0.0</b>	<b>0</b>	<b>0.0</b>
Aggravated Assault	0	0.0	0	0.0
Simple Assault	0	0.0	0	0.0
Intimidation	0	0.0	0	0.0
Stalking	0	0.0	0	0.0
<b>Arson</b>	<b>0</b>	<b>0.0</b>	<b>0</b>	<b>0.0</b>
<b>Extortion/Blackmail</b>	<b>0</b>	<b>0.0</b>	<b>0</b>	<b>0.0</b>
<b>Burglary</b>	<b>0</b>	<b>0.0</b>	<b>0</b>	<b>0.0</b>
<b>Larceny/Theft Offenses (Total)</b>	<b>0</b>	<b>0.0</b>	<b>0</b>	<b>0.0</b>
Theft - Pocket-picking	0	0.0	0	0.0
Theft - Purse Snatching	0	0.0	0	0.0
Theft - Shoplifting	0	0.0	0	0.0
Theft From Building	0	0.0	0	0.0
Theft From Coin Machine	0	0.0	0	0.0
Theft From Motor Vehicle	0	0.0	0	0.0
Theft of Motor Vehicle Parts	0	0.0	0	0.0
Theft - All Other Larceny	0	0.0	0	0.0
<b>Motor Vehicle Theft</b>	<b>0</b>	<b>0.0</b>	<b>0</b>	<b>0.0</b>
<b>Counterfeiting/Forgery</b>	<b>0</b>	<b>0.0</b>	<b>0</b>	<b>0.0</b>
<b>Fraud Offenses (Total)</b>	<b>0</b>	<b>0.0</b>	<b>0</b>	<b>0.0</b>
Fraud - Computer Hacking/Invasion	0	0.0	0	0.0
Fraud - Credit Card/ATM	0	0.0	0	0.0
Fraud - False Pretenses	0	0.0	0	0.0
Fraud - Identity Theft	0	0.0	0	0.0
Fraud - Impersonation	0	0.0	0	0.0
Fraud - Welfare	0	0.0	0	0.0
Fraud - Wire	0	0.0	0	0.0
<b>Embezzlement</b>	<b>0</b>	<b>0.0</b>	<b>0</b>	<b>0.0</b>
<b>Stolen Property Offenses</b>	<b>0</b>	<b>0.0</b>	<b>0</b>	<b>0.0</b>
<b>Destruction/Damage/Vandalism</b>	<b>2</b>	<b>1.9</b>	<b>1</b>	<b>50.0</b>
<b>Drug/Narcotic Violations (Total)</b>	<b>0</b>	<b>0.0</b>	<b>0</b>	<b>0.0</b>
Drug/Narcotic Violations	0	0.0	0	0.0
Drug/Narcotic Equipment Violations	0	0.0	0	0.0

GROUP A OFFENSES	Offense	Rate per 1,000	Cleared	% Cleared
<b>Sex Offenses (Nonforcible) (Total)</b>	<b>0</b>	<b>0.0</b>	<b>0</b>	<b>0.0</b>
Incest	0	0.0	0	0.0
Statutory Rape	0	0.0	0	0.0
<b>Pornography/Obscene Material</b>	<b>0</b>	<b>0.0</b>	<b>0</b>	<b>0.0</b>
<b>Gambling Offenses (Total)</b>	<b>0</b>	<b>0.0</b>	<b>0</b>	<b>0.0</b>
Gambling - Betting/Wagering	0	0.0	0	0.0
Gambling - Operating/Promoting	0	0.0	0	0.0
Gambling - Equipment Violations	0	0.0	0	0.0
Gambling - Sports Tampering	0	0.0	0	0.0
<b>Prostitution Offenses (Total)</b>	<b>0</b>	<b>0.0</b>	<b>0</b>	<b>0.0</b>
Prostitution	0	0.0	0	0.0
Prostitution Assisting/Promoting	0	0.0	0	0.0
Purchasing Prostitution	0	0.0	0	0.0
<b>Human Trafficking Offenses (Total)</b>	<b>0</b>	<b>0.0</b>	<b>0</b>	<b>0.0</b>
Commercial Sex Acts	0	0.0	0	0.0
Involuntary Servitude	0	0.0	0	0.0
<b>Bribery</b>	<b>0</b>	<b>0.0</b>	<b>0</b>	<b>0.0</b>
<b>Weapon Law Violations</b>	<b>0</b>	<b>0.0</b>	<b>0</b>	<b>0.0</b>
<b>Animal Cruelty</b>	<b>0</b>	<b>0.0</b>	<b>0</b>	<b>0.0</b>

GROUP B OFFENSES	Offenses	Rate per 1,000
Bad Checks	0	0.0
Curfew/Vagrancy	0	0.0
Disorderly Conduct	0	0.0
DUI	0	0.0
Drunkenness	0	0.0
Family-Non Violent	0	0.0
Liquor Law Violations	0	0.0
Peeping Tom	0	0.0
Trespass	0	0.0
All Other Offenses	0	0.0

2025 Fall Term Campus Population	
Undergraduate Enrollment	915
Graduate Enrollment	0
Staff Personnel	51
Faculty Personnel	92
Security Personnel	2
<b>Total Campus Population</b>	<b>1,060</b>



**Tennessee College of Applied Technology at Livingston - 2025**

<b>GROUP A OFFENSES</b>	Offense	Rate per 1,000	Cleared	% Cleared
<b>Homicide Offenses (Total)</b>	<b>0</b>	<b>0.0</b>	<b>0</b>	<b>0.0</b>
Murder	0	0.0	0	0.0
Negligent Manslaughter	0	0.0	0	0.0
Negligent Vehicular Manslaughter	0	0.0	0	0.0
<b>Kidnapping/Abduction</b>	<b>0</b>	<b>0.0</b>	<b>0</b>	<b>0.0</b>
<b>Sex Offenses (Forcible) (Total)</b>	<b>0</b>	<b>0.0</b>	<b>0</b>	<b>0.0</b>
Forcible Rape	0	0.0	0	0.0
Forcible Sodomy	0	0.0	0	0.0
Sexual Assault W/Object	0	0.0	0	0.0
Criminal Sexual Contact	0	0.0	0	0.0
<b>Robbery</b>	<b>0</b>	<b>0.0</b>	<b>0</b>	<b>0.0</b>
<b>Assault Offenses (Total)</b>	<b>0</b>	<b>0.0</b>	<b>0</b>	<b>0.0</b>
Aggravated Assault	0	0.0	0	0.0
Simple Assault	0	0.0	0	0.0
Intimidation	0	0.0	0	0.0
Stalking	0	0.0	0	0.0
<b>Arson</b>	<b>0</b>	<b>0.0</b>	<b>0</b>	<b>0.0</b>
<b>Extortion/Blackmail</b>	<b>0</b>	<b>0.0</b>	<b>0</b>	<b>0.0</b>
<b>Burglary</b>	<b>0</b>	<b>0.0</b>	<b>0</b>	<b>0.0</b>
<b>Larceny/Theft Offenses (Total)</b>	<b>0</b>	<b>0.0</b>	<b>0</b>	<b>0.0</b>
Theft - Pocket-picking	0	0.0	0	0.0
Theft - Purse Snatching	0	0.0	0	0.0
Theft - Shoplifting	0	0.0	0	0.0
Theft From Building	0	0.0	0	0.0
Theft From Coin Machine	0	0.0	0	0.0
Theft From Motor Vehicle	0	0.0	0	0.0
Theft of Motor Vehicle Parts	0	0.0	0	0.0
Theft - All Other Larceny	0	0.0	0	0.0
<b>Motor Vehicle Theft</b>	<b>0</b>	<b>0.0</b>	<b>0</b>	<b>0.0</b>
<b>Counterfeiting/Forgery</b>	<b>0</b>	<b>0.0</b>	<b>0</b>	<b>0.0</b>
<b>Fraud Offenses (Total)</b>	<b>0</b>	<b>0.0</b>	<b>0</b>	<b>0.0</b>
Fraud - Computer Hacking/Invasion	0	0.0	0	0.0
Fraud - Credit Card/ATM	0	0.0	0	0.0
Fraud - False Pretenses	0	0.0	0	0.0
Fraud - Identity Theft	0	0.0	0	0.0
Fraud - Impersonation	0	0.0	0	0.0
Fraud - Welfare	0	0.0	0	0.0
Fraud - Wire	0	0.0	0	0.0
<b>Embezzlement</b>	<b>0</b>	<b>0.0</b>	<b>0</b>	<b>0.0</b>
<b>Stolen Property Offenses</b>	<b>0</b>	<b>0.0</b>	<b>0</b>	<b>0.0</b>
<b>Destruction/Damage/Vandalism</b>	<b>0</b>	<b>0.0</b>	<b>0</b>	<b>0.0</b>
<b>Drug/Narcotic Violations (Total)</b>	<b>0</b>	<b>0.0</b>	<b>0</b>	<b>0.0</b>
Drug/Narcotic Violations	0	0.0	0	0.0
Drug/Narcotic Equipment Violations	0	0.0	0	0.0

<b>GROUP A OFFENSES</b>	Offense	Rate per 1,000	Cleared	% Cleared
<b>Sex Offenses (Nonforcible) (Total)</b>	<b>0</b>	<b>0.0</b>	<b>0</b>	<b>0.0</b>
Incest	0	0.0	0	0.0
Statutory Rape	0	0.0	0	0.0
<b>Pornography/Obscene Material</b>	<b>0</b>	<b>0.0</b>	<b>0</b>	<b>0.0</b>
<b>Gambling Offenses (Total)</b>	<b>0</b>	<b>0.0</b>	<b>0</b>	<b>0.0</b>
Gambling - Betting/Wagering	0	0.0	0	0.0
Gambling - Operating/Promoting	0	0.0	0	0.0
Gambling - Equipment Violations	0	0.0	0	0.0
Gambling - Sports Tampering	0	0.0	0	0.0
<b>Prostitution Offenses (Total)</b>	<b>0</b>	<b>0.0</b>	<b>0</b>	<b>0.0</b>
Prostitution	0	0.0	0	0.0
Prostitution Assisting/Promoting	0	0.0	0	0.0
Purchasing Prostitution	0	0.0	0	0.0
<b>Human Trafficking Offenses (Total)</b>	<b>0</b>	<b>0.0</b>	<b>0</b>	<b>0.0</b>
Commercial Sex Acts	0	0.0	0	0.0
Involuntary Servitude	0	0.0	0	0.0
<b>Bribery</b>	<b>0</b>	<b>0.0</b>	<b>0</b>	<b>0.0</b>
<b>Weapon Law Violations</b>	<b>0</b>	<b>0.0</b>	<b>0</b>	<b>0.0</b>
<b>Animal Cruelty</b>	<b>0</b>	<b>0.0</b>	<b>0</b>	<b>0.0</b>

<b>GROUP B OFFENSES</b>	Offenses	Rate per 1,000
Bad Checks	0	0.0
Curfew/Vagrancy	0	0.0
Disorderly Conduct	0	0.0
DUI	0	0.0
Drunkenness	0	0.0
Family-Non Violent	0	0.0
Liquor Law Violations	0	0.0
Peeping Tom	0	0.0
Trespass	0	0.0
All Other Offenses	0	0.0

<b>2025 Fall Term Campus Population</b>	
Undergraduate Enrollment	267
Graduate Enrollment	0
Staff Personnel	16
Faculty Personnel	32
Security Personnel	1
<b>Total Campus Population</b>	<b>316</b>



## Tennessee College of Applied Technology at McMinnville - 2025

GROUP A OFFENSES	Offense	Rate per 1,000	Cleared	% Cleared
<b>Homicide Offenses (Total)</b>	<b>0</b>	<b>0.0</b>	<b>0</b>	<b>0.0</b>
Murder	0	0.0	0	0.0
Negligent Manslaughter	0	0.0	0	0.0
Negligent Vehicular Manslaughter	0	0.0	0	0.0
<b>Kidnapping/Abduction</b>	<b>0</b>	<b>0.0</b>	<b>0</b>	<b>0.0</b>
<b>Sex Offenses (Forcible) (Total)</b>	<b>0</b>	<b>0.0</b>	<b>0</b>	<b>0.0</b>
Forcible Rape	0	0.0	0	0.0
Forcible Sodomy	0	0.0	0	0.0
Sexual Assault W/Object	0	0.0	0	0.0
Criminal Sexual Contact	0	0.0	0	0.0
<b>Robbery</b>	<b>0</b>	<b>0.0</b>	<b>0</b>	<b>0.0</b>
<b>Assault Offenses (Total)</b>	<b>1</b>	<b>2.5</b>	<b>1</b>	<b>100.0</b>
Aggravated Assault	0	0.0	0	0.0
Simple Assault	0	0.0	0	0.0
Intimidation	1	2.5	1	100.0
Stalking	0	0.0	0	0.0
<b>Arson</b>	<b>0</b>	<b>0.0</b>	<b>0</b>	<b>0.0</b>
<b>Extortion/Blackmail</b>	<b>0</b>	<b>0.0</b>	<b>0</b>	<b>0.0</b>
<b>Burglary</b>	<b>0</b>	<b>0.0</b>	<b>0</b>	<b>0.0</b>
<b>Larceny/Theft Offenses (Total)</b>	<b>0</b>	<b>0.0</b>	<b>0</b>	<b>0.0</b>
Theft - Pocket-picking	0	0.0	0	0.0
Theft - Purse Snatching	0	0.0	0	0.0
Theft - Shoplifting	0	0.0	0	0.0
Theft From Building	0	0.0	0	0.0
Theft From Coin Machine	0	0.0	0	0.0
Theft From Motor Vehicle	0	0.0	0	0.0
Theft of Motor Vehicle Parts	0	0.0	0	0.0
Theft - All Other Larceny	0	0.0	0	0.0
<b>Motor Vehicle Theft</b>	<b>0</b>	<b>0.0</b>	<b>0</b>	<b>0.0</b>
<b>Counterfeiting/Forgery</b>	<b>0</b>	<b>0.0</b>	<b>0</b>	<b>0.0</b>
<b>Fraud Offenses (Total)</b>	<b>0</b>	<b>0.0</b>	<b>0</b>	<b>0.0</b>
Fraud - Computer Hacking/Invasion	0	0.0	0	0.0
Fraud - Credit Card/ATM	0	0.0	0	0.0
Fraud - False Pretenses	0	0.0	0	0.0
Fraud - Identity Theft	0	0.0	0	0.0
Fraud - Impersonation	0	0.0	0	0.0
Fraud - Welfare	0	0.0	0	0.0
Fraud - Wire	0	0.0	0	0.0
<b>Embezzlement</b>	<b>0</b>	<b>0.0</b>	<b>0</b>	<b>0.0</b>
<b>Stolen Property Offenses</b>	<b>0</b>	<b>0.0</b>	<b>0</b>	<b>0.0</b>
<b>Destruction/Damage/Vandalism</b>	<b>0</b>	<b>0.0</b>	<b>0</b>	<b>0.0</b>
<b>Drug/Narcotic Violations (Total)</b>	<b>0</b>	<b>0.0</b>	<b>0</b>	<b>0.0</b>
Drug/Narcotic Violations	0	0.0	0	0.0
Drug/Narcotic Equipment Violations	0	0.0	0	0.0

GROUP A OFFENSES	Offense	Rate per 1,000	Cleared	% Cleared
<b>Sex Offenses (Nonforcible) (Total)</b>	<b>0</b>	<b>0.0</b>	<b>0</b>	<b>0.0</b>
Incest	0	0.0	0	0.0
Statutory Rape	0	0.0	0	0.0
<b>Pornography/Obscene Material</b>	<b>0</b>	<b>0.0</b>	<b>0</b>	<b>0.0</b>
<b>Gambling Offenses (Total)</b>	<b>0</b>	<b>0.0</b>	<b>0</b>	<b>0.0</b>
Gambling - Betting/Wagering	0	0.0	0	0.0
Gambling - Operating/Promoting	0	0.0	0	0.0
Gambling - Equipment Violations	0	0.0	0	0.0
Gambling - Sports Tampering	0	0.0	0	0.0
<b>Prostitution Offenses (Total)</b>	<b>0</b>	<b>0.0</b>	<b>0</b>	<b>0.0</b>
Prostitution	0	0.0	0	0.0
Prostitution Assisting/Promoting	0	0.0	0	0.0
Purchasing Prostitution	0	0.0	0	0.0
<b>Human Trafficking Offenses (Total)</b>	<b>0</b>	<b>0.0</b>	<b>0</b>	<b>0.0</b>
Commercial Sex Acts	0	0.0	0	0.0
Involuntary Servitude	0	0.0	0	0.0
<b>Bribery</b>	<b>0</b>	<b>0.0</b>	<b>0</b>	<b>0.0</b>
<b>Weapon Law Violations</b>	<b>0</b>	<b>0.0</b>	<b>0</b>	<b>0.0</b>
<b>Animal Cruelty</b>	<b>0</b>	<b>0.0</b>	<b>0</b>	<b>0.0</b>

GROUP B OFFENSES	Offenses	Rate per 1,000
Bad Checks	0	0.0
Curfew/Vagrancy	0	0.0
Disorderly Conduct	0	0.0
DUI	0	0.0
Drunkenness	0	0.0
Family-Non Violent	0	0.0
Liquor Law Violations	0	0.0
Peeping Tom	0	0.0
Trespass	0	0.0
All Other Offenses	0	0.0

2025 Fall Term Campus Population	
Undergraduate Enrollment	319
Graduate Enrollment	0
Staff Personnel	29
Faculty Personnel	58
Security Personnel	0
<b>Total Campus Population</b>	<b>406</b>



**Tennessee College of Applied Technology at Memphis - 2025**

<b>GROUP A OFFENSES</b>	Offense	Rate per 1,000	Cleared	% Cleared
<b>Homicide Offenses (Total)</b>	<b>0</b>	<b>0.0</b>	<b>0</b>	<b>0.0</b>
Murder	0	0.0	0	0.0
Negligent Manslaughter	0	0.0	0	0.0
Negligent Vehicular Manslaughter	0	0.0	0	0.0
<b>Kidnapping/Abduction</b>	<b>0</b>	<b>0.0</b>	<b>0</b>	<b>0.0</b>
<b>Sex Offenses (Forcible) (Total)</b>	<b>0</b>	<b>0.0</b>	<b>0</b>	<b>0.0</b>
Forcible Rape	0	0.0	0	0.0
Forcible Sodomy	0	0.0	0	0.0
Sexual Assault W/Object	0	0.0	0	0.0
Criminal Sexual Contact	0	0.0	0	0.0
<b>Robbery</b>	<b>0</b>	<b>0.0</b>	<b>0</b>	<b>0.0</b>
<b>Assault Offenses (Total)</b>	<b>1</b>	<b>0.7</b>	<b>0</b>	<b>0.0</b>
Aggravated Assault	0	0.0	0	0.0
Simple Assault	1	0.7	0	0.0
Intimidation	0	0.0	0	0.0
Stalking	0	0.0	0	0.0
<b>Arson</b>	<b>0</b>	<b>0.0</b>	<b>0</b>	<b>0.0</b>
<b>Extortion/Blackmail</b>	<b>0</b>	<b>0.0</b>	<b>0</b>	<b>0.0</b>
<b>Burglary</b>	<b>0</b>	<b>0.0</b>	<b>0</b>	<b>0.0</b>
<b>Larceny/Theft Offenses (Total)</b>	<b>1</b>	<b>0.7</b>	<b>0</b>	<b>0.0</b>
Theft - Pocket-picking	0	0.0	0	0.0
Theft - Purse Snatching	0	0.0	0	0.0
Theft - Shoplifting	0	0.0	0	0.0
Theft From Building	0	0.0	0	0.0
Theft From Coin Machine	0	0.0	0	0.0
Theft From Motor Vehicle	0	0.0	0	0.0
Theft of Motor Vehicle Parts	1	0.7	0	0.0
Theft - All Other Larceny	0	0.0	0	0.0
<b>Motor Vehicle Theft</b>	<b>0</b>	<b>0.0</b>	<b>0</b>	<b>0.0</b>
<b>Counterfeiting/Forgery</b>	<b>0</b>	<b>0.0</b>	<b>0</b>	<b>0.0</b>
<b>Fraud Offenses (Total)</b>	<b>0</b>	<b>0.0</b>	<b>0</b>	<b>0.0</b>
Fraud - Computer Hacking/Invasion	0	0.0	0	0.0
Fraud - Credit Card/ATM	0	0.0	0	0.0
Fraud - False Pretenses	0	0.0	0	0.0
Fraud - Identity Theft	0	0.0	0	0.0
Fraud - Impersonation	0	0.0	0	0.0
Fraud - Welfare	0	0.0	0	0.0
Fraud - Wire	0	0.0	0	0.0
<b>Embezzlement</b>	<b>0</b>	<b>0.0</b>	<b>0</b>	<b>0.0</b>
<b>Stolen Property Offenses</b>	<b>0</b>	<b>0.0</b>	<b>0</b>	<b>0.0</b>
<b>Destruction/Damage/Vandalism</b>	<b>0</b>	<b>0.0</b>	<b>0</b>	<b>0.0</b>
<b>Drug/Narcotic Violations (Total)</b>	<b>0</b>	<b>0.0</b>	<b>0</b>	<b>0.0</b>
Drug/Narcotic Violations	0	0.0	0	0.0
Drug/Narcotic Equipment Violations	0	0.0	0	0.0

<b>GROUP A OFFENSES</b>	Offense	Rate per 1,000	Cleared	% Cleared
<b>Sex Offenses (Nonforcible) (Total)</b>	<b>0</b>	<b>0.0</b>	<b>0</b>	<b>0.0</b>
Incest	0	0.0	0	0.0
Statutory Rape	0	0.0	0	0.0
<b>Pornography/Obscene Material</b>	<b>0</b>	<b>0.0</b>	<b>0</b>	<b>0.0</b>
<b>Gambling Offenses (Total)</b>	<b>0</b>	<b>0.0</b>	<b>0</b>	<b>0.0</b>
Gambling - Betting/Wagering	0	0.0	0	0.0
Gambling - Operating/Promoting	0	0.0	0	0.0
Gambling - Equipment Violations	0	0.0	0	0.0
Gambling - Sports Tampering	0	0.0	0	0.0
<b>Prostitution Offenses (Total)</b>	<b>0</b>	<b>0.0</b>	<b>0</b>	<b>0.0</b>
Prostitution	0	0.0	0	0.0
Prostitution Assisting/Promoting	0	0.0	0	0.0
Purchasing Prostitution	0	0.0	0	0.0
<b>Human Trafficking Offenses (Total)</b>	<b>0</b>	<b>0.0</b>	<b>0</b>	<b>0.0</b>
Commercial Sex Acts	0	0.0	0	0.0
Involuntary Servitude	0	0.0	0	0.0
<b>Bribery</b>	<b>0</b>	<b>0.0</b>	<b>0</b>	<b>0.0</b>
<b>Weapon Law Violations</b>	<b>1</b>	<b>0.7</b>	<b>1</b>	<b>100.0</b>
<b>Animal Cruelty</b>	<b>0</b>	<b>0.0</b>	<b>0</b>	<b>0.0</b>

<b>GROUP B OFFENSES</b>	Offenses	Rate per 1,000
Bad Checks	0	0.0
Curfew/Vagrancy	0	0.0
Disorderly Conduct	0	0.0
DUI	0	0.0
Drunkenness	0	0.0
Family-Non Violent	0	0.0
Liquor Law Violations	0	0.0
Peeping Tom	0	0.0
Trespass	0	0.0
All Other Offenses	0	0.0

<b>2025 Fall Term Campus Population</b>	
Undergraduate Enrollment	1,367
Graduate Enrollment	0
Staff Personnel	40
Faculty Personnel	48
Security Personnel	6
<b>Total Campus Population</b>	<b>1,461</b>



**Tennessee College of Applied Technology at Morristown - 2025**

<b>GROUP A OFFENSES</b>	Offense	Rate per 1,000	Cleared	% Cleared
<b>Homicide Offenses (Total)</b>	<b>0</b>	<b>0.0</b>	<b>0</b>	<b>0.0</b>
Murder	0	0.0	0	0.0
Negligent Manslaughter	0	0.0	0	0.0
Negligent Vehicular Manslaughter	0	0.0	0	0.0
<b>Kidnapping/Abduction</b>	<b>0</b>	<b>0.0</b>	<b>0</b>	<b>0.0</b>
<b>Sex Offenses (Forcible) (Total)</b>	<b>0</b>	<b>0.0</b>	<b>0</b>	<b>0.0</b>
Forcible Rape	0	0.0	0	0.0
Forcible Sodomy	0	0.0	0	0.0
Sexual Assault W/Object	0	0.0	0	0.0
Criminal Sexual Contact	0	0.0	0	0.0
<b>Robbery</b>	<b>0</b>	<b>0.0</b>	<b>0</b>	<b>0.0</b>
<b>Assault Offenses (Total)</b>	<b>0</b>	<b>0.0</b>	<b>0</b>	<b>0.0</b>
Aggravated Assault	0	0.0	0	0.0
Simple Assault	0	0.0	0	0.0
Intimidation	0	0.0	0	0.0
Stalking	0	0.0	0	0.0
<b>Arson</b>	<b>0</b>	<b>0.0</b>	<b>0</b>	<b>0.0</b>
<b>Extortion/Blackmail</b>	<b>0</b>	<b>0.0</b>	<b>0</b>	<b>0.0</b>
<b>Burglary</b>	<b>0</b>	<b>0.0</b>	<b>0</b>	<b>0.0</b>
<b>Larceny/Theft Offenses (Total)</b>	<b>1</b>	<b>1.5</b>	<b>1</b>	<b>100.0</b>
Theft - Pocket-picking	0	0.0	0	0.0
Theft - Purse Snatching	0	0.0	0	0.0
Theft - Shoplifting	0	0.0	0	0.0
Theft From Building	0	0.0	0	0.0
Theft From Coin Machine	0	0.0	0	0.0
Theft From Motor Vehicle	0	0.0	0	0.0
Theft of Motor Vehicle Parts	0	0.0	0	0.0
Theft - All Other Larceny	1	1.5	1	100.0
<b>Motor Vehicle Theft</b>	<b>0</b>	<b>0.0</b>	<b>0</b>	<b>0.0</b>
<b>Counterfeiting/Forgery</b>	<b>0</b>	<b>0.0</b>	<b>0</b>	<b>0.0</b>
<b>Fraud Offenses (Total)</b>	<b>0</b>	<b>0.0</b>	<b>0</b>	<b>0.0</b>
Fraud - Computer Hacking/Invasion	0	0.0	0	0.0
Fraud - Credit Card/ATM	0	0.0	0	0.0
Fraud - False Pretenses	0	0.0	0	0.0
Fraud - Identity Theft	0	0.0	0	0.0
Fraud - Impersonation	0	0.0	0	0.0
Fraud - Welfare	0	0.0	0	0.0
Fraud - Wire	0	0.0	0	0.0
<b>Embezzlement</b>	<b>0</b>	<b>0.0</b>	<b>0</b>	<b>0.0</b>
<b>Stolen Property Offenses</b>	<b>0</b>	<b>0.0</b>	<b>0</b>	<b>0.0</b>
<b>Destruction/Damage/Vandalism</b>	<b>0</b>	<b>0.0</b>	<b>0</b>	<b>0.0</b>
<b>Drug/Narcotic Violations (Total)</b>	<b>1</b>	<b>1.5</b>	<b>1</b>	<b>100.0</b>
Drug/Narcotic Violations	1	1.5	1	100.0
Drug/Narcotic Equipment Violations	0	0.0	0	0.0

<b>GROUP A OFFENSES</b>	Offense	Rate per 1,000	Cleared	% Cleared
<b>Sex Offenses (Nonforcible) (Total)</b>	<b>0</b>	<b>0.0</b>	<b>0</b>	<b>0.0</b>
Incest	0	0.0	0	0.0
Statutory Rape	0	0.0	0	0.0
<b>Pornography/Obscene Material</b>	<b>0</b>	<b>0.0</b>	<b>0</b>	<b>0.0</b>
<b>Gambling Offenses (Total)</b>	<b>0</b>	<b>0.0</b>	<b>0</b>	<b>0.0</b>
Gambling - Betting/Wagering	0	0.0	0	0.0
Gambling - Operating/Promoting	0	0.0	0	0.0
Gambling - Equipment Violations	0	0.0	0	0.0
Gambling - Sports Tampering	0	0.0	0	0.0
<b>Prostitution Offenses (Total)</b>	<b>0</b>	<b>0.0</b>	<b>0</b>	<b>0.0</b>
Prostitution	0	0.0	0	0.0
Prostitution Assisting/Promoting	0	0.0	0	0.0
Purchasing Prostitution	0	0.0	0	0.0
<b>Human Trafficking Offenses (Total)</b>	<b>0</b>	<b>0.0</b>	<b>0</b>	<b>0.0</b>
Commercial Sex Acts	0	0.0	0	0.0
Involuntary Servitude	0	0.0	0	0.0
<b>Bribery</b>	<b>0</b>	<b>0.0</b>	<b>0</b>	<b>0.0</b>
<b>Weapon Law Violations</b>	<b>0</b>	<b>0.0</b>	<b>0</b>	<b>0.0</b>
<b>Animal Cruelty</b>	<b>0</b>	<b>0.0</b>	<b>0</b>	<b>0.0</b>

<b>GROUP B OFFENSES</b>	Offenses	Rate per 1,000
Bad Checks	0	0.0
Curfew/Vagrancy	0	0.0
Disorderly Conduct	0	0.0
DUI	0	0.0
Drunkenness	0	0.0
Family-Non Violent	0	0.0
Liquor Law Violations	0	0.0
Peeping Tom	0	0.0
Trespass	0	0.0
All Other Offenses	0	0.0

<b>2025 Fall Term Campus Population</b>	
Undergraduate Enrollment	605
Graduate Enrollment	0
Staff Personnel	19
Faculty Personnel	44
Security Personnel	1
<b>Total Campus Population</b>	<b>669</b>



**Tennessee College of Applied Technology at Murfreesboro - 2025**

<b>GROUP A OFFENSES</b>	Offense	Rate per 1,000	Cleared	% Cleared
<b>Homicide Offenses (Total)</b>	<b>0</b>	<b>0.0</b>	<b>0</b>	<b>0.0</b>
Murder	0	0.0	0	0.0
Negligent Manslaughter	0	0.0	0	0.0
Negligent Vehicular Manslaughter	0	0.0	0	0.0
<b>Kidnapping/Abduction</b>	<b>0</b>	<b>0.0</b>	<b>0</b>	<b>0.0</b>
<b>Sex Offenses (Forcible) (Total)</b>	<b>0</b>	<b>0.0</b>	<b>0</b>	<b>0.0</b>
Forcible Rape	0	0.0	0	0.0
Forcible Sodomy	0	0.0	0	0.0
Sexual Assault W/Object	0	0.0	0	0.0
Criminal Sexual Contact	0	0.0	0	0.0
<b>Robbery</b>	<b>0</b>	<b>0.0</b>	<b>0</b>	<b>0.0</b>
<b>Assault Offenses (Total)</b>	<b>0</b>	<b>0.0</b>	<b>0</b>	<b>0.0</b>
Aggravated Assault	0	0.0	0	0.0
Simple Assault	0	0.0	0	0.0
Intimidation	0	0.0	0	0.0
Stalking	0	0.0	0	0.0
<b>Arson</b>	<b>0</b>	<b>0.0</b>	<b>0</b>	<b>0.0</b>
<b>Extortion/Blackmail</b>	<b>0</b>	<b>0.0</b>	<b>0</b>	<b>0.0</b>
<b>Burglary</b>	<b>0</b>	<b>0.0</b>	<b>0</b>	<b>0.0</b>
<b>Larceny/Theft Offenses (Total)</b>	<b>0</b>	<b>0.0</b>	<b>0</b>	<b>0.0</b>
Theft - Pocket-picking	0	0.0	0	0.0
Theft - Purse Snatching	0	0.0	0	0.0
Theft - Shoplifting	0	0.0	0	0.0
Theft From Building	0	0.0	0	0.0
Theft From Coin Machine	0	0.0	0	0.0
Theft From Motor Vehicle	0	0.0	0	0.0
Theft of Motor Vehicle Parts	0	0.0	0	0.0
Theft - All Other Larceny	0	0.0	0	0.0
<b>Motor Vehicle Theft</b>	<b>0</b>	<b>0.0</b>	<b>0</b>	<b>0.0</b>
<b>Counterfeiting/Forgery</b>	<b>0</b>	<b>0.0</b>	<b>0</b>	<b>0.0</b>
<b>Fraud Offenses (Total)</b>	<b>0</b>	<b>0.0</b>	<b>0</b>	<b>0.0</b>
Fraud - Computer Hacking/Invasion	0	0.0	0	0.0
Fraud - Credit Card/ATM	0	0.0	0	0.0
Fraud - False Pretenses	0	0.0	0	0.0
Fraud - Identity Theft	0	0.0	0	0.0
Fraud - Impersonation	0	0.0	0	0.0
Fraud - Welfare	0	0.0	0	0.0
Fraud - Wire	0	0.0	0	0.0
<b>Embezzlement</b>	<b>0</b>	<b>0.0</b>	<b>0</b>	<b>0.0</b>
<b>Stolen Property Offenses</b>	<b>0</b>	<b>0.0</b>	<b>0</b>	<b>0.0</b>
<b>Destruction/Damage/Vandalism</b>	<b>0</b>	<b>0.0</b>	<b>0</b>	<b>0.0</b>
<b>Drug/Narcotic Violations (Total)</b>	<b>0</b>	<b>0.0</b>	<b>0</b>	<b>0.0</b>
Drug/Narcotic Violations	0	0.0	0	0.0
Drug/Narcotic Equipment Violations	0	0.0	0	0.0

<b>GROUP A OFFENSES</b>	Offense	Rate per 1,000	Cleared	% Cleared
<b>Sex Offenses (Nonforcible) (Total)</b>	<b>0</b>	<b>0.0</b>	<b>0</b>	<b>0.0</b>
Incest	0	0.0	0	0.0
Statutory Rape	0	0.0	0	0.0
<b>Pornography/Obscene Material</b>	<b>0</b>	<b>0.0</b>	<b>0</b>	<b>0.0</b>
<b>Gambling Offenses (Total)</b>	<b>0</b>	<b>0.0</b>	<b>0</b>	<b>0.0</b>
Gambling - Betting/Wagering	0	0.0	0	0.0
Gambling - Operating/Promoting	0	0.0	0	0.0
Gambling - Equipment Violations	0	0.0	0	0.0
Gambling - Sports Tampering	0	0.0	0	0.0
<b>Prostitution Offenses (Total)</b>	<b>0</b>	<b>0.0</b>	<b>0</b>	<b>0.0</b>
Prostitution	0	0.0	0	0.0
Prostitution Assisting/Promoting	0	0.0	0	0.0
Purchasing Prostitution	0	0.0	0	0.0
<b>Human Trafficking Offenses (Total)</b>	<b>0</b>	<b>0.0</b>	<b>0</b>	<b>0.0</b>
Commercial Sex Acts	0	0.0	0	0.0
Involuntary Servitude	0	0.0	0	0.0
<b>Bribery</b>	<b>0</b>	<b>0.0</b>	<b>0</b>	<b>0.0</b>
<b>Weapon Law Violations</b>	<b>0</b>	<b>0.0</b>	<b>0</b>	<b>0.0</b>
<b>Animal Cruelty</b>	<b>0</b>	<b>0.0</b>	<b>0</b>	<b>0.0</b>

<b>GROUP B OFFENSES</b>	Offenses	Rate per 1,000
Bad Checks	0	0.0
Curfew/Vagrancy	0	0.0
Disorderly Conduct	0	0.0
DUI	0	0.0
Drunkenness	0	0.0
Family-Non Violent	0	0.0
Liquor Law Violations	0	0.0
Peeping Tom	0	0.0
Trespass	0	0.0
All Other Offenses	0	0.0

<b>2025 Fall Term Campus Population</b>	
Undergraduate Enrollment	608
Graduate Enrollment	0
Staff Personnel	25
Faculty Personnel	40
Security Personnel	0
<b>Total Campus Population</b>	<b>673</b>



**Tennessee College of Applied Technology at Nashville - 2025**

<b>GROUP A OFFENSES</b>	Offense	Rate per 1,000	Cleared	% Cleared
<b>Homicide Offenses (Total)</b>	<b>0</b>	<b>0.0</b>	<b>0</b>	<b>0.0</b>
Murder	0	0.0	0	0.0
Negligent Manslaughter	0	0.0	0	0.0
Negligent Vehicular Manslaughter	0	0.0	0	0.0
<b>Kidnapping/Abduction</b>	<b>0</b>	<b>0.0</b>	<b>0</b>	<b>0.0</b>
<b>Sex Offenses (Forcible) (Total)</b>	<b>0</b>	<b>0.0</b>	<b>0</b>	<b>0.0</b>
Forcible Rape	0	0.0	0	0.0
Forcible Sodomy	0	0.0	0	0.0
Sexual Assault W/Object	0	0.0	0	0.0
Criminal Sexual Contact	0	0.0	0	0.0
<b>Robbery</b>	<b>0</b>	<b>0.0</b>	<b>0</b>	<b>0.0</b>
<b>Assault Offenses (Total)</b>	<b>0</b>	<b>0.0</b>	<b>0</b>	<b>0.0</b>
Aggravated Assault	0	0.0	0	0.0
Simple Assault	0	0.0	0	0.0
Intimidation	0	0.0	0	0.0
Stalking	0	0.0	0	0.0
<b>Arson</b>	<b>0</b>	<b>0.0</b>	<b>0</b>	<b>0.0</b>
<b>Extortion/Blackmail</b>	<b>0</b>	<b>0.0</b>	<b>0</b>	<b>0.0</b>
<b>Burglary</b>	<b>0</b>	<b>0.0</b>	<b>0</b>	<b>0.0</b>
<b>Larceny/Theft Offenses (Total)</b>	<b>0</b>	<b>0.0</b>	<b>0</b>	<b>0.0</b>
Theft - Pocket-picking	0	0.0	0	0.0
Theft - Purse Snatching	0	0.0	0	0.0
Theft - Shoplifting	0	0.0	0	0.0
Theft From Building	0	0.0	0	0.0
Theft From Coin Machine	0	0.0	0	0.0
Theft From Motor Vehicle	0	0.0	0	0.0
Theft of Motor Vehicle Parts	0	0.0	0	0.0
Theft - All Other Larceny	0	0.0	0	0.0
<b>Motor Vehicle Theft</b>	<b>0</b>	<b>0.0</b>	<b>0</b>	<b>0.0</b>
<b>Counterfeiting/Forgery</b>	<b>0</b>	<b>0.0</b>	<b>0</b>	<b>0.0</b>
<b>Fraud Offenses (Total)</b>	<b>0</b>	<b>0.0</b>	<b>0</b>	<b>0.0</b>
Fraud - Computer Hacking/Invasion	0	0.0	0	0.0
Fraud - Credit Card/ATM	0	0.0	0	0.0
Fraud - False Pretenses	0	0.0	0	0.0
Fraud - Identity Theft	0	0.0	0	0.0
Fraud - Impersonation	0	0.0	0	0.0
Fraud - Welfare	0	0.0	0	0.0
Fraud - Wire	0	0.0	0	0.0
<b>Embezzlement</b>	<b>0</b>	<b>0.0</b>	<b>0</b>	<b>0.0</b>
<b>Stolen Property Offenses</b>	<b>0</b>	<b>0.0</b>	<b>0</b>	<b>0.0</b>
<b>Destruction/Damage/Vandalism</b>	<b>0</b>	<b>0.0</b>	<b>0</b>	<b>0.0</b>
<b>Drug/Narcotic Violations (Total)</b>	<b>0</b>	<b>0.0</b>	<b>0</b>	<b>0.0</b>
Drug/Narcotic Violations	0	0.0	0	0.0
Drug/Narcotic Equipment Violations	0	0.0	0	0.0

<b>GROUP A OFFENSES</b>	Offense	Rate per 1,000	Cleared	% Cleared
<b>Sex Offenses (Nonforcible) (Total)</b>	<b>0</b>	<b>0.0</b>	<b>0</b>	<b>0.0</b>
Incest	0	0.0	0	0.0
Statutory Rape	0	0.0	0	0.0
<b>Pornography/Obscene Material</b>	<b>0</b>	<b>0.0</b>	<b>0</b>	<b>0.0</b>
<b>Gambling Offenses (Total)</b>	<b>0</b>	<b>0.0</b>	<b>0</b>	<b>0.0</b>
Gambling - Betting/Wagering	0	0.0	0	0.0
Gambling - Operating/Promoting	0	0.0	0	0.0
Gambling - Equipment Violations	0	0.0	0	0.0
Gambling - Sports Tampering	0	0.0	0	0.0
<b>Prostitution Offenses (Total)</b>	<b>0</b>	<b>0.0</b>	<b>0</b>	<b>0.0</b>
Prostitution	0	0.0	0	0.0
Prostitution Assisting/Promoting	0	0.0	0	0.0
Purchasing Prostitution	0	0.0	0	0.0
<b>Human Trafficking Offenses (Total)</b>	<b>0</b>	<b>0.0</b>	<b>0</b>	<b>0.0</b>
Commercial Sex Acts	0	0.0	0	0.0
Involuntary Servitude	0	0.0	0	0.0
<b>Bribery</b>	<b>0</b>	<b>0.0</b>	<b>0</b>	<b>0.0</b>
<b>Weapon Law Violations</b>	<b>0</b>	<b>0.0</b>	<b>0</b>	<b>0.0</b>
<b>Animal Cruelty</b>	<b>0</b>	<b>0.0</b>	<b>0</b>	<b>0.0</b>

<b>GROUP B OFFENSES</b>	Offenses	Rate per 1,000
Bad Checks	0	0.0
Curfew/Vagrancy	0	0.0
Disorderly Conduct	0	0.0
DUI	0	0.0
Drunkenness	0	0.0
Family-Non Violent	0	0.0
Liquor Law Violations	0	0.0
Peeping Tom	0	0.0
Trespass	0	0.0
All Other Offenses	0	0.0

<b>2025 Fall Term Campus Population</b>	
Undergraduate Enrollment	1,273
Graduate Enrollment	0
Staff Personnel	28
Faculty Personnel	50
Security Personnel	1
<b>Total Campus Population</b>	<b>1,352</b>



Tennessee College of Applied Technology at Oneida - 2025

GROUP A OFFENSES	Offense	Rate per 1,000	Cleared	% Cleared
<b>Homicide Offenses (Total)</b>	<b>0</b>	<b>0.0</b>	<b>0</b>	<b>0.0</b>
Murder	0	0.0	0	0.0
Negligent Manslaughter	0	0.0	0	0.0
Negligent Vehicular Manslaughter	0	0.0	0	0.0
<b>Kidnapping/Abduction</b>	<b>0</b>	<b>0.0</b>	<b>0</b>	<b>0.0</b>
<b>Sex Offenses (Forcible) (Total)</b>	<b>0</b>	<b>0.0</b>	<b>0</b>	<b>0.0</b>
Forcible Rape	0	0.0	0	0.0
Forcible Sodomy	0	0.0	0	0.0
Sexual Assault W/Object	0	0.0	0	0.0
Criminal Sexual Contact	0	0.0	0	0.0
<b>Robbery</b>	<b>0</b>	<b>0.0</b>	<b>0</b>	<b>0.0</b>
<b>Assault Offenses (Total)</b>	<b>0</b>	<b>0.0</b>	<b>0</b>	<b>0.0</b>
Aggravated Assault	0	0.0	0	0.0
Simple Assault	0	0.0	0	0.0
Intimidation	0	0.0	0	0.0
Stalking	0	0.0	0	0.0
<b>Arson</b>	<b>0</b>	<b>0.0</b>	<b>0</b>	<b>0.0</b>
<b>Extortion/Blackmail</b>	<b>0</b>	<b>0.0</b>	<b>0</b>	<b>0.0</b>
<b>Burglary</b>	<b>0</b>	<b>0.0</b>	<b>0</b>	<b>0.0</b>
<b>Larceny/Theft Offenses (Total)</b>	<b>0</b>	<b>0.0</b>	<b>0</b>	<b>0.0</b>
Theft - Pocket-picking	0	0.0	0	0.0
Theft - Purse Snatching	0	0.0	0	0.0
Theft - Shoplifting	0	0.0	0	0.0
Theft From Building	0	0.0	0	0.0
Theft From Coin Machine	0	0.0	0	0.0
Theft From Motor Vehicle	0	0.0	0	0.0
Theft of Motor Vehicle Parts	0	0.0	0	0.0
Theft - All Other Larceny	0	0.0	0	0.0
<b>Motor Vehicle Theft</b>	<b>0</b>	<b>0.0</b>	<b>0</b>	<b>0.0</b>
<b>Counterfeiting/Forgery</b>	<b>0</b>	<b>0.0</b>	<b>0</b>	<b>0.0</b>
<b>Fraud Offenses (Total)</b>	<b>0</b>	<b>0.0</b>	<b>0</b>	<b>0.0</b>
Fraud - Computer Hacking/Invasion	0	0.0	0	0.0
Fraud - Credit Card/ATM	0	0.0	0	0.0
Fraud - False Pretenses	0	0.0	0	0.0
Fraud - Identity Theft	0	0.0	0	0.0
Fraud - Impersonation	0	0.0	0	0.0
Fraud - Welfare	0	0.0	0	0.0
Fraud - Wire	0	0.0	0	0.0
<b>Embezzlement</b>	<b>0</b>	<b>0.0</b>	<b>0</b>	<b>0.0</b>
<b>Stolen Property Offenses</b>	<b>0</b>	<b>0.0</b>	<b>0</b>	<b>0.0</b>
<b>Destruction/Damage/Vandalism</b>	<b>0</b>	<b>0.0</b>	<b>0</b>	<b>0.0</b>
<b>Drug/Narcotic Violations (Total)</b>	<b>0</b>	<b>0.0</b>	<b>0</b>	<b>0.0</b>
Drug/Narcotic Violations	0	0.0	0	0.0
Drug/Narcotic Equipment Violations	0	0.0	0	0.0

GROUP A OFFENSES	Offense	Rate per 1,000	Cleared	% Cleared
<b>Sex Offenses (Nonforcible) (Total)</b>	<b>0</b>	<b>0.0</b>	<b>0</b>	<b>0.0</b>
Incest	0	0.0	0	0.0
Statutory Rape	0	0.0	0	0.0
<b>Pornography/Obscene Material</b>	<b>0</b>	<b>0.0</b>	<b>0</b>	<b>0.0</b>
<b>Gambling Offenses (Total)</b>	<b>0</b>	<b>0.0</b>	<b>0</b>	<b>0.0</b>
Gambling - Betting/Wagering	0	0.0	0	0.0
Gambling - Operating/Promoting	0	0.0	0	0.0
Gambling - Equipment Violations	0	0.0	0	0.0
Gambling - Sports Tampering	0	0.0	0	0.0
<b>Prostitution Offenses (Total)</b>	<b>0</b>	<b>0.0</b>	<b>0</b>	<b>0.0</b>
Prostitution	0	0.0	0	0.0
Prostitution Assisting/Promoting	0	0.0	0	0.0
Purchasing Prostitution	0	0.0	0	0.0
<b>Human Trafficking Offenses (Total)</b>	<b>0</b>	<b>0.0</b>	<b>0</b>	<b>0.0</b>
Commercial Sex Acts	0	0.0	0	0.0
Involuntary Servitude	0	0.0	0	0.0
<b>Bribery</b>	<b>0</b>	<b>0.0</b>	<b>0</b>	<b>0.0</b>
<b>Weapon Law Violations</b>	<b>0</b>	<b>0.0</b>	<b>0</b>	<b>0.0</b>
<b>Animal Cruelty</b>	<b>0</b>	<b>0.0</b>	<b>0</b>	<b>0.0</b>

GROUP B OFFENSES	Offenses	Rate per 1,000
Bad Checks	0	0.0
Curfew/Vagrancy	0	0.0
Disorderly Conduct	0	0.0
DUI	0	0.0
Drunkenness	0	0.0
Family-Non Violent	0	0.0
Liquor Law Violations	0	0.0
Peeping Tom	0	0.0
Trespass	0	0.0
All Other Offenses	0	0.0

2025 Fall Term Campus Population	
Undergraduate Enrollment	633
Graduate Enrollment	0
Staff Personnel	12
Faculty Personnel	48
Security Personnel	1
<b>Total Campus Population</b>	<b>694</b>



**Tennessee College of Applied Technology at Paris - 2025**

<b>GROUP A OFFENSES</b>	Offense	Rate per 1,000	Cleared	% Cleared
<b>Homicide Offenses (Total)</b>	<b>0</b>	<b>0.0</b>	<b>0</b>	<b>0.0</b>
Murder	0	0.0	0	0.0
Negligent Manslaughter	0	0.0	0	0.0
Negligent Vehicular Manslaughter	0	0.0	0	0.0
<b>Kidnapping/Abduction</b>	<b>0</b>	<b>0.0</b>	<b>0</b>	<b>0.0</b>
<b>Sex Offenses (Forcible) (Total)</b>	<b>0</b>	<b>0.0</b>	<b>0</b>	<b>0.0</b>
Forcible Rape	0	0.0	0	0.0
Forcible Sodomy	0	0.0	0	0.0
Sexual Assault W/Object	0	0.0	0	0.0
Criminal Sexual Contact	0	0.0	0	0.0
<b>Robbery</b>	<b>0</b>	<b>0.0</b>	<b>0</b>	<b>0.0</b>
<b>Assault Offenses (Total)</b>	<b>0</b>	<b>0.0</b>	<b>0</b>	<b>0.0</b>
Aggravated Assault	0	0.0	0	0.0
Simple Assault	0	0.0	0	0.0
Intimidation	0	0.0	0	0.0
Stalking	0	0.0	0	0.0
<b>Arson</b>	<b>0</b>	<b>0.0</b>	<b>0</b>	<b>0.0</b>
<b>Extortion/Blackmail</b>	<b>0</b>	<b>0.0</b>	<b>0</b>	<b>0.0</b>
<b>Burglary</b>	<b>0</b>	<b>0.0</b>	<b>0</b>	<b>0.0</b>
<b>Larceny/Theft Offenses (Total)</b>	<b>0</b>	<b>0.0</b>	<b>0</b>	<b>0.0</b>
Theft - Pocket-picking	0	0.0	0	0.0
Theft - Purse Snatching	0	0.0	0	0.0
Theft - Shoplifting	0	0.0	0	0.0
Theft From Building	0	0.0	0	0.0
Theft From Coin Machine	0	0.0	0	0.0
Theft From Motor Vehicle	0	0.0	0	0.0
Theft of Motor Vehicle Parts	0	0.0	0	0.0
Theft - All Other Larceny	0	0.0	0	0.0
<b>Motor Vehicle Theft</b>	<b>0</b>	<b>0.0</b>	<b>0</b>	<b>0.0</b>
<b>Counterfeiting/Forgery</b>	<b>0</b>	<b>0.0</b>	<b>0</b>	<b>0.0</b>
<b>Fraud Offenses (Total)</b>	<b>0</b>	<b>0.0</b>	<b>0</b>	<b>0.0</b>
Fraud - Computer Hacking/Invasion	0	0.0	0	0.0
Fraud - Credit Card/ATM	0	0.0	0	0.0
Fraud - False Pretenses	0	0.0	0	0.0
Fraud - Identity Theft	0	0.0	0	0.0
Fraud - Impersonation	0	0.0	0	0.0
Fraud - Welfare	0	0.0	0	0.0
Fraud - Wire	0	0.0	0	0.0
<b>Embezzlement</b>	<b>0</b>	<b>0.0</b>	<b>0</b>	<b>0.0</b>
<b>Stolen Property Offenses</b>	<b>0</b>	<b>0.0</b>	<b>0</b>	<b>0.0</b>
<b>Destruction/Damage/Vandalism</b>	<b>0</b>	<b>0.0</b>	<b>0</b>	<b>0.0</b>
<b>Drug/Narcotic Violations (Total)</b>	<b>0</b>	<b>0.0</b>	<b>0</b>	<b>0.0</b>
Drug/Narcotic Violations	0	0.0	0	0.0
Drug/Narcotic Equipment Violations	0	0.0	0	0.0

<b>GROUP A OFFENSES</b>	Offense	Rate per 1,000	Cleared	% Cleared
<b>Sex Offenses (Nonforcible) (Total)</b>	<b>0</b>	<b>0.0</b>	<b>0</b>	<b>0.0</b>
Incest	0	0.0	0	0.0
Statutory Rape	0	0.0	0	0.0
<b>Pornography/Obscene Material</b>	<b>0</b>	<b>0.0</b>	<b>0</b>	<b>0.0</b>
<b>Gambling Offenses (Total)</b>	<b>0</b>	<b>0.0</b>	<b>0</b>	<b>0.0</b>
Gambling - Betting/Wagering	0	0.0	0	0.0
Gambling - Operating/Promoting	0	0.0	0	0.0
Gambling - Equipment Violations	0	0.0	0	0.0
Gambling - Sports Tampering	0	0.0	0	0.0
<b>Prostitution Offenses (Total)</b>	<b>0</b>	<b>0.0</b>	<b>0</b>	<b>0.0</b>
Prostitution	0	0.0	0	0.0
Prostitution Assisting/Promoting	0	0.0	0	0.0
Purchasing Prostitution	0	0.0	0	0.0
<b>Human Trafficking Offenses (Total)</b>	<b>0</b>	<b>0.0</b>	<b>0</b>	<b>0.0</b>
Commercial Sex Acts	0	0.0	0	0.0
Involuntary Servitude	0	0.0	0	0.0
<b>Bribery</b>	<b>0</b>	<b>0.0</b>	<b>0</b>	<b>0.0</b>
<b>Weapon Law Violations</b>	<b>0</b>	<b>0.0</b>	<b>0</b>	<b>0.0</b>
<b>Animal Cruelty</b>	<b>0</b>	<b>0.0</b>	<b>0</b>	<b>0.0</b>

<b>GROUP B OFFENSES</b>	Offenses	Rate per 1,000
Bad Checks	0	0.0
Curfew/Vagrancy	0	0.0
Disorderly Conduct	0	0.0
DUI	0	0.0
Drunkenness	0	0.0
Family-Non Violent	0	0.0
Liquor Law Violations	0	0.0
Peeping Tom	0	0.0
Trespass	0	0.0
All Other Offenses	0	0.0

<b>2025 Fall Term Campus Population</b>	
Undergraduate Enrollment	295
Graduate Enrollment	0
Staff Personnel	20
Faculty Personnel	22
Security Personnel	2
<b>Total Campus Population</b>	<b>339</b>



**Tennessee College of Applied Technology at Pulaski - 2025**

<b>GROUP A OFFENSES</b>	Offense	Rate per 1,000	Cleared	% Cleared
<b>Homicide Offenses (Total)</b>	<b>0</b>	<b>0.0</b>	<b>0</b>	<b>0.0</b>
Murder	0	0.0	0	0.0
Negligent Manslaughter	0	0.0	0	0.0
Negligent Vehicular Manslaughter	0	0.0	0	0.0
<b>Kidnapping/Abduction</b>	<b>0</b>	<b>0.0</b>	<b>0</b>	<b>0.0</b>
<b>Sex Offenses (Forcible) (Total)</b>	<b>0</b>	<b>0.0</b>	<b>0</b>	<b>0.0</b>
Forcible Rape	0	0.0	0	0.0
Forcible Sodomy	0	0.0	0	0.0
Sexual Assault W/Object	0	0.0	0	0.0
Criminal Sexual Contact	0	0.0	0	0.0
<b>Robbery</b>	<b>0</b>	<b>0.0</b>	<b>0</b>	<b>0.0</b>
<b>Assault Offenses (Total)</b>	<b>0</b>	<b>0.0</b>	<b>0</b>	<b>0.0</b>
Aggravated Assault	0	0.0	0	0.0
Simple Assault	0	0.0	0	0.0
Intimidation	0	0.0	0	0.0
Stalking	0	0.0	0	0.0
<b>Arson</b>	<b>0</b>	<b>0.0</b>	<b>0</b>	<b>0.0</b>
<b>Extortion/Blackmail</b>	<b>0</b>	<b>0.0</b>	<b>0</b>	<b>0.0</b>
<b>Burglary</b>	<b>0</b>	<b>0.0</b>	<b>0</b>	<b>0.0</b>
<b>Larceny/Theft Offenses (Total)</b>	<b>0</b>	<b>0.0</b>	<b>0</b>	<b>0.0</b>
Theft - Pocket-picking	0	0.0	0	0.0
Theft - Purse Snatching	0	0.0	0	0.0
Theft - Shoplifting	0	0.0	0	0.0
Theft From Building	0	0.0	0	0.0
Theft From Coin Machine	0	0.0	0	0.0
Theft From Motor Vehicle	0	0.0	0	0.0
Theft of Motor Vehicle Parts	0	0.0	0	0.0
Theft - All Other Larceny	0	0.0	0	0.0
<b>Motor Vehicle Theft</b>	<b>0</b>	<b>0.0</b>	<b>0</b>	<b>0.0</b>
<b>Counterfeiting/Forgery</b>	<b>0</b>	<b>0.0</b>	<b>0</b>	<b>0.0</b>
<b>Fraud Offenses (Total)</b>	<b>0</b>	<b>0.0</b>	<b>0</b>	<b>0.0</b>
Fraud - Computer Hacking/Invasion	0	0.0	0	0.0
Fraud - Credit Card/ATM	0	0.0	0	0.0
Fraud - False Pretenses	0	0.0	0	0.0
Fraud - Identity Theft	0	0.0	0	0.0
Fraud - Impersonation	0	0.0	0	0.0
Fraud - Welfare	0	0.0	0	0.0
Fraud - Wire	0	0.0	0	0.0
<b>Embezzlement</b>	<b>0</b>	<b>0.0</b>	<b>0</b>	<b>0.0</b>
<b>Stolen Property Offenses</b>	<b>0</b>	<b>0.0</b>	<b>0</b>	<b>0.0</b>
<b>Destruction/Damage/Vandalism</b>	<b>0</b>	<b>0.0</b>	<b>0</b>	<b>0.0</b>
<b>Drug/Narcotic Violations (Total)</b>	<b>0</b>	<b>0.0</b>	<b>0</b>	<b>0.0</b>
Drug/Narcotic Violations	0	0.0	0	0.0
Drug/Narcotic Equipment Violations	0	0.0	0	0.0

<b>GROUP A OFFENSES</b>	Offense	Rate per 1,000	Cleared	% Cleared
<b>Sex Offenses (Nonforcible) (Total)</b>	<b>0</b>	<b>0.0</b>	<b>0</b>	<b>0.0</b>
Incest	0	0.0	0	0.0
Statutory Rape	0	0.0	0	0.0
<b>Pornography/Obscene Material</b>	<b>0</b>	<b>0.0</b>	<b>0</b>	<b>0.0</b>
<b>Gambling Offenses (Total)</b>	<b>0</b>	<b>0.0</b>	<b>0</b>	<b>0.0</b>
Gambling - Betting/Wagering	0	0.0	0	0.0
Gambling - Operating/Promoting	0	0.0	0	0.0
Gambling - Equipment Violations	0	0.0	0	0.0
Gambling - Sports Tampering	0	0.0	0	0.0
<b>Prostitution Offenses (Total)</b>	<b>0</b>	<b>0.0</b>	<b>0</b>	<b>0.0</b>
Prostitution	0	0.0	0	0.0
Prostitution Assisting/Promoting	0	0.0	0	0.0
Purchasing Prostitution	0	0.0	0	0.0
<b>Human Trafficking Offenses (Total)</b>	<b>0</b>	<b>0.0</b>	<b>0</b>	<b>0.0</b>
Commercial Sex Acts	0	0.0	0	0.0
Involuntary Servitude	0	0.0	0	0.0
<b>Bribery</b>	<b>0</b>	<b>0.0</b>	<b>0</b>	<b>0.0</b>
<b>Weapon Law Violations</b>	<b>0</b>	<b>0.0</b>	<b>0</b>	<b>0.0</b>
<b>Animal Cruelty</b>	<b>0</b>	<b>0.0</b>	<b>0</b>	<b>0.0</b>

<b>GROUP B OFFENSES</b>	Offenses	Rate per 1,000
Bad Checks	0	0.0
Curfew/Vagrancy	0	0.0
Disorderly Conduct	0	0.0
DUI	0	0.0
Drunkenness	0	0.0
Family-Non Violent	0	0.0
Liquor Law Violations	0	0.0
Peeping Tom	0	0.0
Trespass	0	0.0
All Other Offenses	0	0.0

<b>2025 Fall Term Campus Population</b>	
Undergraduate Enrollment	403
Graduate Enrollment	0
Staff Personnel	18
Faculty Personnel	31
Security Personnel	1
<b>Total Campus Population</b>	<b>453</b>



**Tennessee College of Applied Technology at Shelbyville - 2025**

<b>GROUP A OFFENSES</b>	Offense	Rate per 1,000	Cleared	% Cleared
<b>Homicide Offenses (Total)</b>	<b>0</b>	<b>0.0</b>	<b>0</b>	<b>0.0</b>
Murder	0	0.0	0	0.0
Negligent Manslaughter	0	0.0	0	0.0
Negligent Vehicular Manslaughter	0	0.0	0	0.0
<b>Kidnapping/Abduction</b>	<b>0</b>	<b>0.0</b>	<b>0</b>	<b>0.0</b>
<b>Sex Offenses (Forcible) (Total)</b>	<b>0</b>	<b>0.0</b>	<b>0</b>	<b>0.0</b>
Forcible Rape	0	0.0	0	0.0
Forcible Sodomy	0	0.0	0	0.0
Sexual Assault W/Object	0	0.0	0	0.0
Criminal Sexual Contact	0	0.0	0	0.0
<b>Robbery</b>	<b>0</b>	<b>0.0</b>	<b>0</b>	<b>0.0</b>
<b>Assault Offenses (Total)</b>	<b>0</b>	<b>0.0</b>	<b>0</b>	<b>0.0</b>
Aggravated Assault	0	0.0	0	0.0
Simple Assault	0	0.0	0	0.0
Intimidation	0	0.0	0	0.0
Stalking	0	0.0	0	0.0
<b>Arson</b>	<b>0</b>	<b>0.0</b>	<b>0</b>	<b>0.0</b>
<b>Extortion/Blackmail</b>	<b>0</b>	<b>0.0</b>	<b>0</b>	<b>0.0</b>
<b>Burglary</b>	<b>0</b>	<b>0.0</b>	<b>0</b>	<b>0.0</b>
<b>Larceny/Theft Offenses (Total)</b>	<b>0</b>	<b>0.0</b>	<b>0</b>	<b>0.0</b>
Theft - Pocket-picking	0	0.0	0	0.0
Theft - Purse Snatching	0	0.0	0	0.0
Theft - Shoplifting	0	0.0	0	0.0
Theft From Building	0	0.0	0	0.0
Theft From Coin Machine	0	0.0	0	0.0
Theft From Motor Vehicle	0	0.0	0	0.0
Theft of Motor Vehicle Parts	0	0.0	0	0.0
Theft - All Other Larceny	0	0.0	0	0.0
<b>Motor Vehicle Theft</b>	<b>0</b>	<b>0.0</b>	<b>0</b>	<b>0.0</b>
<b>Counterfeiting/Forgery</b>	<b>0</b>	<b>0.0</b>	<b>0</b>	<b>0.0</b>
<b>Fraud Offenses (Total)</b>	<b>0</b>	<b>0.0</b>	<b>0</b>	<b>0.0</b>
Fraud - Computer Hacking/Invasion	0	0.0	0	0.0
Fraud - Credit Card/ATM	0	0.0	0	0.0
Fraud - False Pretenses	0	0.0	0	0.0
Fraud - Identity Theft	0	0.0	0	0.0
Fraud - Impersonation	0	0.0	0	0.0
Fraud - Welfare	0	0.0	0	0.0
Fraud - Wire	0	0.0	0	0.0
<b>Embezzlement</b>	<b>0</b>	<b>0.0</b>	<b>0</b>	<b>0.0</b>
<b>Stolen Property Offenses</b>	<b>0</b>	<b>0.0</b>	<b>0</b>	<b>0.0</b>
<b>Destruction/Damage/Vandalism</b>	<b>0</b>	<b>0.0</b>	<b>0</b>	<b>0.0</b>
<b>Drug/Narcotic Violations (Total)</b>	<b>0</b>	<b>0.0</b>	<b>0</b>	<b>0.0</b>
Drug/Narcotic Violations	0	0.0	0	0.0
Drug/Narcotic Equipment Violations	0	0.0	0	0.0

<b>GROUP A OFFENSES</b>	Offense	Rate per 1,000	Cleared	% Cleared
<b>Sex Offenses (Nonforcible) (Total)</b>	<b>0</b>	<b>0.0</b>	<b>0</b>	<b>0.0</b>
Incest	0	0.0	0	0.0
Statutory Rape	0	0.0	0	0.0
<b>Pornography/Obscene Material</b>	<b>0</b>	<b>0.0</b>	<b>0</b>	<b>0.0</b>
<b>Gambling Offenses (Total)</b>	<b>0</b>	<b>0.0</b>	<b>0</b>	<b>0.0</b>
Gambling - Betting/Wagering	0	0.0	0	0.0
Gambling - Operating/Promoting	0	0.0	0	0.0
Gambling - Equipment Violations	0	0.0	0	0.0
Gambling - Sports Tampering	0	0.0	0	0.0
<b>Prostitution Offenses (Total)</b>	<b>0</b>	<b>0.0</b>	<b>0</b>	<b>0.0</b>
Prostitution	0	0.0	0	0.0
Prostitution Assisting/Promoting	0	0.0	0	0.0
Purchasing Prostitution	0	0.0	0	0.0
<b>Human Trafficking Offenses (Total)</b>	<b>0</b>	<b>0.0</b>	<b>0</b>	<b>0.0</b>
Commercial Sex Acts	0	0.0	0	0.0
Involuntary Servitude	0	0.0	0	0.0
<b>Bribery</b>	<b>0</b>	<b>0.0</b>	<b>0</b>	<b>0.0</b>
<b>Weapon Law Violations</b>	<b>0</b>	<b>0.0</b>	<b>0</b>	<b>0.0</b>
<b>Animal Cruelty</b>	<b>0</b>	<b>0.0</b>	<b>0</b>	<b>0.0</b>

<b>GROUP B OFFENSES</b>	Offenses	Rate per 1,000
Bad Checks	0	0.0
Curfew/Vagrancy	0	0.0
Disorderly Conduct	0	0.0
DUI	0	0.0
Drunkenness	0	0.0
Family-Non Violent	0	0.0
Liquor Law Violations	0	0.0
Peeping Tom	0	0.0
Trespass	0	0.0
All Other Offenses	0	0.0

<b>2025 Fall Term Campus Population</b>	
Undergraduate Enrollment	329
Graduate Enrollment	0
Staff Personnel	19
Faculty Personnel	33
Security Personnel	1
<b>Total Campus Population</b>	<b>382</b>



**Tennessee College of Applied Technology Northwest - 2025**

<b>GROUP A OFFENSES</b>	Offense	Rate per 1,000	Cleared	% Cleared
<b>Homicide Offenses (Total)</b>	<b>0</b>	<b>0.0</b>	<b>0</b>	<b>0.0</b>
Murder	0	0.0	0	0.0
Negligent Manslaughter	0	0.0	0	0.0
Negligent Vehicular Manslaughter	0	0.0	0	0.0
<b>Kidnapping/Abduction</b>	<b>0</b>	<b>0.0</b>	<b>0</b>	<b>0.0</b>
<b>Sex Offenses (Forcible) (Total)</b>	<b>0</b>	<b>0.0</b>	<b>0</b>	<b>0.0</b>
Forcible Rape	0	0.0	0	0.0
Forcible Sodomy	0	0.0	0	0.0
Sexual Assault W/Object	0	0.0	0	0.0
Criminal Sexual Contact	0	0.0	0	0.0
<b>Robbery</b>	<b>0</b>	<b>0.0</b>	<b>0</b>	<b>0.0</b>
<b>Assault Offenses (Total)</b>	<b>0</b>	<b>0.0</b>	<b>0</b>	<b>0.0</b>
Aggravated Assault	0	0.0	0	0.0
Simple Assault	0	0.0	0	0.0
Intimidation	0	0.0	0	0.0
Stalking	0	0.0	0	0.0
<b>Arson</b>	<b>0</b>	<b>0.0</b>	<b>0</b>	<b>0.0</b>
<b>Extortion/Blackmail</b>	<b>0</b>	<b>0.0</b>	<b>0</b>	<b>0.0</b>
<b>Burglary</b>	<b>0</b>	<b>0.0</b>	<b>0</b>	<b>0.0</b>
<b>Larceny/Theft Offenses (Total)</b>	<b>0</b>	<b>0.0</b>	<b>0</b>	<b>0.0</b>
Theft - Pocket-picking	0	0.0	0	0.0
Theft - Purse Snatching	0	0.0	0	0.0
Theft - Shoplifting	0	0.0	0	0.0
Theft From Building	0	0.0	0	0.0
Theft From Coin Machine	0	0.0	0	0.0
Theft From Motor Vehicle	0	0.0	0	0.0
Theft of Motor Vehicle Parts	0	0.0	0	0.0
Theft - All Other Larceny	0	0.0	0	0.0
<b>Motor Vehicle Theft</b>	<b>0</b>	<b>0.0</b>	<b>0</b>	<b>0.0</b>
<b>Counterfeiting/Forgery</b>	<b>0</b>	<b>0.0</b>	<b>0</b>	<b>0.0</b>
<b>Fraud Offenses (Total)</b>	<b>0</b>	<b>0.0</b>	<b>0</b>	<b>0.0</b>
Fraud - Computer Hacking/Invasion	0	0.0	0	0.0
Fraud - Credit Card/ATM	0	0.0	0	0.0
Fraud - False Pretenses	0	0.0	0	0.0
Fraud - Identity Theft	0	0.0	0	0.0
Fraud - Impersonation	0	0.0	0	0.0
Fraud - Welfare	0	0.0	0	0.0
Fraud - Wire	0	0.0	0	0.0
<b>Embezzlement</b>	<b>0</b>	<b>0.0</b>	<b>0</b>	<b>0.0</b>
<b>Stolen Property Offenses</b>	<b>0</b>	<b>0.0</b>	<b>0</b>	<b>0.0</b>
<b>Destruction/Damage/Vandalism</b>	<b>0</b>	<b>0.0</b>	<b>0</b>	<b>0.0</b>
<b>Drug/Narcotic Violations (Total)</b>	<b>0</b>	<b>0.0</b>	<b>0</b>	<b>0.0</b>
Drug/Narcotic Violations	0	0.0	0	0.0
Drug/Narcotic Equipment Violations	0	0.0	0	0.0

<b>GROUP A OFFENSES</b>	Offense	Rate per 1,000	Cleared	% Cleared
<b>Sex Offenses (Nonforcible) (Total)</b>	<b>0</b>	<b>0.0</b>	<b>0</b>	<b>0.0</b>
Incest	0	0.0	0	0.0
Statutory Rape	0	0.0	0	0.0
<b>Pornography/Obscene Material</b>	<b>0</b>	<b>0.0</b>	<b>0</b>	<b>0.0</b>
<b>Gambling Offenses (Total)</b>	<b>0</b>	<b>0.0</b>	<b>0</b>	<b>0.0</b>
Gambling - Betting/Wagering	0	0.0	0	0.0
Gambling - Operating/Promoting	0	0.0	0	0.0
Gambling - Equipment Violations	0	0.0	0	0.0
Gambling - Sports Tampering	0	0.0	0	0.0
<b>Prostitution Offenses (Total)</b>	<b>0</b>	<b>0.0</b>	<b>0</b>	<b>0.0</b>
Prostitution	0	0.0	0	0.0
Prostitution Assisting/Promoting	0	0.0	0	0.0
Purchasing Prostitution	0	0.0	0	0.0
<b>Human Trafficking Offenses (Total)</b>	<b>0</b>	<b>0.0</b>	<b>0</b>	<b>0.0</b>
Commercial Sex Acts	0	0.0	0	0.0
Involuntary Servitude	0	0.0	0	0.0
<b>Bribery</b>	<b>0</b>	<b>0.0</b>	<b>0</b>	<b>0.0</b>
<b>Weapon Law Violations</b>	<b>0</b>	<b>0.0</b>	<b>0</b>	<b>0.0</b>
<b>Animal Cruelty</b>	<b>0</b>	<b>0.0</b>	<b>0</b>	<b>0.0</b>

<b>GROUP B OFFENSES</b>	Offenses	Rate per 1,000
Bad Checks	0	0.0
Curfew/Vagrancy	0	0.0
Disorderly Conduct	0	0.0
DUI	0	0.0
Drunkenness	0	0.0
Family-Non Violent	0	0.0
Liquor Law Violations	0	0.0
Peeping Tom	0	0.0
Trespass	0	0.0
All Other Offenses	0	0.0

<b>2025 Fall Term Campus Population</b>	
Undergraduate Enrollment	1,556
Graduate Enrollment	0
Staff Personnel	32
Faculty Personnel	56
Security Personnel	2
<b>Total Campus Population</b>	<b>1,646</b>



## Tennessee State University - 2025

GROUP A OFFENSES	Offense	Rate per 1,000	Cleared	% Cleared
<b>Homicide Offenses (Total)</b>	<b>0</b>	<b>0.0</b>	<b>0</b>	<b>0.0</b>
Murder	0	0.0	0	0.0
Negligent Manslaughter	0	0.0	0	0.0
Negligent Vehicular Manslaughter	0	0.0	0	0.0
<b>Kidnapping/Abduction</b>	<b>0</b>	<b>0.0</b>	<b>0</b>	<b>0.0</b>
<b>Sex Offenses (Forcible) (Total)</b>	<b>0</b>	<b>0.0</b>	<b>0</b>	<b>0.0</b>
Forcible Rape	0	0.0	0	0.0
Forcible Sodomy	0	0.0	0	0.0
Sexual Assault W/Object	0	0.0	0	0.0
Criminal Sexual Contact	0	0.0	0	0.0
<b>Robbery</b>	<b>0</b>	<b>0.0</b>	<b>0</b>	<b>0.0</b>
<b>Assault Offenses (Total)</b>	<b>16</b>	<b>2.7</b>	<b>4</b>	<b>25.0</b>
Aggravated Assault	3	0.5	2	66.7
Simple Assault	5	0.8	2	40.0
Intimidation	8	1.3	0	0.0
Stalking	0	0.0	0	0.0
<b>Arson</b>	<b>0</b>	<b>0.0</b>	<b>0</b>	<b>0.0</b>
<b>Extortion/Blackmail</b>	<b>2</b>	<b>0.3</b>	<b>0</b>	<b>0.0</b>
<b>Burglary</b>	<b>1</b>	<b>0.2</b>	<b>0</b>	<b>0.0</b>
<b>Larceny/Theft Offenses (Total)</b>	<b>12</b>	<b>2.0</b>	<b>0</b>	<b>0.0</b>
Theft - Pocket-picking	0	0.0	0	0.0
Theft - Purse Snatching	0	0.0	0	0.0
Theft - Shoplifting	0	0.0	0	0.0
Theft From Building	12	2.0	0	0.0
Theft From Coin Machine	0	0.0	0	0.0
Theft From Motor Vehicle	0	0.0	0	0.0
Theft of Motor Vehicle Parts	0	0.0	0	0.0
Theft - All Other Larceny	0	0.0	0	0.0
<b>Motor Vehicle Theft</b>	<b>0</b>	<b>0.0</b>	<b>0</b>	<b>0.0</b>
<b>Counterfeiting/Forgery</b>	<b>0</b>	<b>0.0</b>	<b>0</b>	<b>0.0</b>
<b>Fraud Offenses (Total)</b>	<b>2</b>	<b>0.3</b>	<b>0</b>	<b>0.0</b>
Fraud - Computer Hacking/Invasion	0	0.0	0	0.0
Fraud - Credit Card/ATM	2	0.3	0	0.0
Fraud - False Pretenses	0	0.0	0	0.0
Fraud - Identity Theft	0	0.0	0	0.0
Fraud - Impersonation	0	0.0	0	0.0
Fraud - Welfare	0	0.0	0	0.0
Fraud - Wire	0	0.0	0	0.0
<b>Embezzlement</b>	<b>1</b>	<b>0.2</b>	<b>0</b>	<b>0.0</b>
<b>Stolen Property Offenses</b>	<b>0</b>	<b>0.0</b>	<b>0</b>	<b>0.0</b>
<b>Destruction/Damage/Vandalism</b>	<b>6</b>	<b>1.0</b>	<b>0</b>	<b>0.0</b>
<b>Drug/Narcotic Violations (Total)</b>	<b>22</b>	<b>3.7</b>	<b>4</b>	<b>18.2</b>
Drug/Narcotic Violations	15	2.5	3	20.0
Drug/Narcotic Equipment Violations	7	1.2	1	14.3

GROUP A OFFENSES	Offense	Rate per 1,000	Cleared	% Cleared
<b>Sex Offenses (Nonforcible) (Total)</b>	<b>0</b>	<b>0.0</b>	<b>0</b>	<b>0.0</b>
Incest	0	0.0	0	0.0
Statutory Rape	0	0.0	0	0.0
<b>Pornography/Obscene Material</b>	<b>0</b>	<b>0.0</b>	<b>0</b>	<b>0.0</b>
<b>Gambling Offenses (Total)</b>	<b>0</b>	<b>0.0</b>	<b>0</b>	<b>0.0</b>
Gambling - Betting/Wagering	0	0.0	0	0.0
Gambling - Operating/Promoting	0	0.0	0	0.0
Gambling - Equipment Violations	0	0.0	0	0.0
Gambling - Sports Tampering	0	0.0	0	0.0
<b>Prostitution Offenses (Total)</b>	<b>0</b>	<b>0.0</b>	<b>0</b>	<b>0.0</b>
Prostitution	0	0.0	0	0.0
Prostitution Assisting/Promoting	0	0.0	0	0.0
Purchasing Prostitution	0	0.0	0	0.0
<b>Human Trafficking Offenses (Total)</b>	<b>0</b>	<b>0.0</b>	<b>0</b>	<b>0.0</b>
Commercial Sex Acts	0	0.0	0	0.0
Involuntary Servitude	0	0.0	0	0.0
<b>Bribery</b>	<b>0</b>	<b>0.0</b>	<b>0</b>	<b>0.0</b>
<b>Weapon Law Violations</b>	<b>2</b>	<b>0.3</b>	<b>2</b>	<b>100.0</b>
<b>Animal Cruelty</b>	<b>0</b>	<b>0.0</b>	<b>0</b>	<b>0.0</b>

GROUP B OFFENSES	Offenses	Rate per 1,000
Bad Checks	1	0.0
Curfew/Vagrancy	0	0.0
Disorderly Conduct	0	0.0
DUI	0	0.0
Drunkenness	0	0.0
Family-Non Violent	0	0.0
Liquor Law Violations	0	0.0
Peeping Tom	0	0.0
Trespass	1	0.0
All Other Offenses	6	0.0

2025 Fall Term Campus Population	
Undergraduate Enrollment	4,086
Graduate Enrollment	739
Staff Personnel	667
Faculty Personnel	427
Security Personnel	47
<b>Total Campus Population</b>	<b>5,966</b>



## Tennessee Technological University - 2025

GROUP A OFFENSES	Offense	Rate per 1,000	Cleared	% Cleared
<b>Homicide Offenses (Total)</b>	<b>0</b>	<b>0.0</b>	<b>0</b>	<b>0.0</b>
Murder	0	0.0	0	0.0
Negligent Manslaughter	0	0.0	0	0.0
Negligent Vehicular Manslaughter	0	0.0	0	0.0
<b>Kidnapping/Abduction</b>	<b>0</b>	<b>0.0</b>	<b>0</b>	<b>0.0</b>
<b>Sex Offenses (Forcible) (Total)</b>	<b>2</b>	<b>0.2</b>	<b>1</b>	<b>50.0</b>
Forcible Rape	0	0.0	0	0.0
Forcible Sodomy	0	0.0	0	0.0
Sexual Assault W/Object	0	0.0	0	0.0
Criminal Sexual Contact	2	0.2	1	50.0
<b>Robbery</b>	<b>0</b>	<b>0.0</b>	<b>0</b>	<b>0.0</b>
<b>Assault Offenses (Total)</b>	<b>5</b>	<b>0.5</b>	<b>0</b>	<b>0.0</b>
Aggravated Assault	0	0.0	0	0.0
Simple Assault	3	0.3	0	0.0
Intimidation	2	0.2	0	0.0
Stalking	0	0.0	0	0.0
<b>Arson</b>	<b>0</b>	<b>0.0</b>	<b>0</b>	<b>0.0</b>
<b>Extortion/Blackmail</b>	<b>3</b>	<b>0.3</b>	<b>0</b>	<b>0.0</b>
<b>Burglary</b>	<b>3</b>	<b>0.3</b>	<b>0</b>	<b>0.0</b>
<b>Larceny/Theft Offenses (Total)</b>	<b>25</b>	<b>2.3</b>	<b>3</b>	<b>12.0</b>
Theft - Pocket-picking	0	0.0	0	0.0
Theft - Purse Snatching	0	0.0	0	0.0
Theft - Shoplifting	0	0.0	0	0.0
Theft From Building	14	1.3	1	7.1
Theft From Coin Machine	0	0.0	0	0.0
Theft From Motor Vehicle	3	0.3	0	0.0
Theft of Motor Vehicle Parts	1	0.1	0	0.0
Theft - All Other Larceny	7	0.7	2	28.6
<b>Motor Vehicle Theft</b>	<b>2</b>	<b>0.2</b>	<b>0</b>	<b>0.0</b>
<b>Counterfeiting/Forgery</b>	<b>1</b>	<b>0.1</b>	<b>1</b>	<b>100.0</b>
<b>Fraud Offenses (Total)</b>	<b>4</b>	<b>0.4</b>	<b>0</b>	<b>0.0</b>
Fraud - Computer Hacking/Invasion	1	0.1	0	0.0
Fraud - Credit Card/ATM	0	0.0	0	0.0
Fraud - False Pretenses	2	0.2	0	0.0
Fraud - Identity Theft	0	0.0	0	0.0
Fraud - Impersonation	0	0.0	0	0.0
Fraud - Welfare	0	0.0	0	0.0
Fraud - Wire	1	0.1	0	0.0
<b>Embezzlement</b>	<b>0</b>	<b>0.0</b>	<b>0</b>	<b>0.0</b>
<b>Stolen Property Offenses</b>	<b>0</b>	<b>0.0</b>	<b>0</b>	<b>0.0</b>
<b>Destruction/Damage/Vandalism</b>	<b>9</b>	<b>0.8</b>	<b>1</b>	<b>11.1</b>
<b>Drug/Narcotic Violations (Total)</b>	<b>17</b>	<b>1.6</b>	<b>15</b>	<b>88.2</b>
Drug/Narcotic Violations	9	0.8	8	88.9
Drug/Narcotic Equipment Violations	8	0.7	7	87.5

GROUP A OFFENSES	Offense	Rate per 1,000	Cleared	% Cleared
<b>Sex Offenses (Nonforcible) (Total)</b>	<b>0</b>	<b>0.0</b>	<b>0</b>	<b>0.0</b>
Incest	0	0.0	0	0.0
Statutory Rape	0	0.0	0	0.0
<b>Pornography/Obscene Material</b>	<b>0</b>	<b>0.0</b>	<b>0</b>	<b>0.0</b>
<b>Gambling Offenses (Total)</b>	<b>0</b>	<b>0.0</b>	<b>0</b>	<b>0.0</b>
Gambling - Betting/Wagering	0	0.0	0	0.0
Gambling - Operating/Promoting	0	0.0	0	0.0
Gambling - Equipment Violations	0	0.0	0	0.0
Gambling - Sports Tampering	0	0.0	0	0.0
<b>Prostitution Offenses (Total)</b>	<b>0</b>	<b>0.0</b>	<b>0</b>	<b>0.0</b>
Prostitution	0	0.0	0	0.0
Prostitution Assisting/Promoting	0	0.0	0	0.0
Purchasing Prostitution	0	0.0	0	0.0
<b>Human Trafficking Offenses (Total)</b>	<b>0</b>	<b>0.0</b>	<b>0</b>	<b>0.0</b>
Commercial Sex Acts	0	0.0	0	0.0
Involuntary Servitude	0	0.0	0	0.0
<b>Bribery</b>	<b>0</b>	<b>0.0</b>	<b>0</b>	<b>0.0</b>
<b>Weapon Law Violations</b>	<b>0</b>	<b>0.0</b>	<b>0</b>	<b>0.0</b>
<b>Animal Cruelty</b>	<b>0</b>	<b>0.0</b>	<b>0</b>	<b>0.0</b>

GROUP B OFFENSES	Offenses	Rate per 1,000
Bad Checks	0	0.0
Curfew/Vagrancy	0	0.0
Disorderly Conduct	2	0.0
DUI	0	0.0
Drunkenness	0	0.0
Family-Non Violent	0	0.0
Liquor Law Violations	10	0.0
Peeping Tom	0	0.0
Trespass	0	0.0
All Other Offenses	5	0.0

2025 Fall Term Campus Population	
Undergraduate Enrollment	8,623
Graduate Enrollment	763
Staff Personnel	850
Faculty Personnel	453
Security Personnel	18
<b>Total Campus Population</b>	<b>10,707</b>



Tennessee Wesleyan University - 2025

GROUP A OFFENSES	Offense	Rate per 1,000	Cleared	% Cleared
<b>Homicide Offenses (Total)</b>	<b>0</b>	<b>0.0</b>	<b>0</b>	<b>0.0</b>
Murder	0	0.0	0	0.0
Negligent Manslaughter	0	0.0	0	0.0
Negligent Vehicular Manslaughter	0	0.0	0	0.0
<b>Kidnapping/Abduction</b>	<b>0</b>	<b>0.0</b>	<b>0</b>	<b>0.0</b>
<b>Sex Offenses (Forcible) (Total)</b>	<b>0</b>	<b>0.0</b>	<b>0</b>	<b>0.0</b>
Forcible Rape	0	0.0	0	0.0
Forcible Sodomy	0	0.0	0	0.0
Sexual Assault W/Object	0	0.0	0	0.0
Criminal Sexual Contact	0	0.0	0	0.0
<b>Robbery</b>	<b>0</b>	<b>0.0</b>	<b>0</b>	<b>0.0</b>
<b>Assault Offenses (Total)</b>	<b>0</b>	<b>0.0</b>	<b>0</b>	<b>0.0</b>
Aggravated Assault	0	0.0	0	0.0
Simple Assault	0	0.0	0	0.0
Intimidation	0	0.0	0	0.0
Stalking	0	0.0	0	0.0
<b>Arson</b>	<b>0</b>	<b>0.0</b>	<b>0</b>	<b>0.0</b>
<b>Extortion/Blackmail</b>	<b>0</b>	<b>0.0</b>	<b>0</b>	<b>0.0</b>
<b>Burglary</b>	<b>0</b>	<b>0.0</b>	<b>0</b>	<b>0.0</b>
<b>Larceny/Theft Offenses (Total)</b>	<b>1</b>	<b>0.6</b>	<b>0</b>	<b>0.0</b>
Theft - Pocket-picking	0	0.0	0	0.0
Theft - Purse Snatching	0	0.0	0	0.0
Theft - Shoplifting	0	0.0	0	0.0
Theft From Building	1	0.6	0	0.0
Theft From Coin Machine	0	0.0	0	0.0
Theft From Motor Vehicle	0	0.0	0	0.0
Theft of Motor Vehicle Parts	0	0.0	0	0.0
Theft - All Other Larceny	0	0.0	0	0.0
<b>Motor Vehicle Theft</b>	<b>0</b>	<b>0.0</b>	<b>0</b>	<b>0.0</b>
<b>Counterfeiting/Forgery</b>	<b>0</b>	<b>0.0</b>	<b>0</b>	<b>0.0</b>
<b>Fraud Offenses (Total)</b>	<b>0</b>	<b>0.0</b>	<b>0</b>	<b>0.0</b>
Fraud - Computer Hacking/Invasion	0	0.0	0	0.0
Fraud - Credit Card/ATM	0	0.0	0	0.0
Fraud - False Pretenses	0	0.0	0	0.0
Fraud - Identity Theft	0	0.0	0	0.0
Fraud - Impersonation	0	0.0	0	0.0
Fraud - Welfare	0	0.0	0	0.0
Fraud - Wire	0	0.0	0	0.0
<b>Embezzlement</b>	<b>0</b>	<b>0.0</b>	<b>0</b>	<b>0.0</b>
<b>Stolen Property Offenses</b>	<b>0</b>	<b>0.0</b>	<b>0</b>	<b>0.0</b>
<b>Destruction/Damage/Vandalism</b>	<b>0</b>	<b>0.0</b>	<b>0</b>	<b>0.0</b>
<b>Drug/Narcotic Violations (Total)</b>	<b>0</b>	<b>0.0</b>	<b>0</b>	<b>0.0</b>
Drug/Narcotic Violations	0	0.0	0	0.0
Drug/Narcotic Equipment Violations	0	0.0	0	0.0

GROUP A OFFENSES	Offense	Rate per 1,000	Cleared	% Cleared
<b>Sex Offenses (Nonforcible) (Total)</b>	<b>0</b>	<b>0.0</b>	<b>0</b>	<b>0.0</b>
Incest	0	0.0	0	0.0
Statutory Rape	0	0.0	0	0.0
<b>Pornography/Obscene Material</b>	<b>0</b>	<b>0.0</b>	<b>0</b>	<b>0.0</b>
<b>Gambling Offenses (Total)</b>	<b>0</b>	<b>0.0</b>	<b>0</b>	<b>0.0</b>
Gambling - Betting/Wagering	0	0.0	0	0.0
Gambling - Operating/Promoting	0	0.0	0	0.0
Gambling - Equipment Violations	0	0.0	0	0.0
Gambling - Sports Tampering	0	0.0	0	0.0
<b>Prostitution Offenses (Total)</b>	<b>0</b>	<b>0.0</b>	<b>0</b>	<b>0.0</b>
Prostitution	0	0.0	0	0.0
Prostitution Assisting/Promoting	0	0.0	0	0.0
Purchasing Prostitution	0	0.0	0	0.0
<b>Human Trafficking Offenses (Total)</b>	<b>0</b>	<b>0.0</b>	<b>0</b>	<b>0.0</b>
Commercial Sex Acts	0	0.0	0	0.0
Involuntary Servitude	0	0.0	0	0.0
<b>Bribery</b>	<b>0</b>	<b>0.0</b>	<b>0</b>	<b>0.0</b>
<b>Weapon Law Violations</b>	<b>0</b>	<b>0.0</b>	<b>0</b>	<b>0.0</b>
<b>Animal Cruelty</b>	<b>0</b>	<b>0.0</b>	<b>0</b>	<b>0.0</b>

GROUP B OFFENSES	Offenses	Rate per 1,000
Bad Checks	0	0.0
Curfew/Vagrancy	0	0.0
Disorderly Conduct	0	0.0
DUI	0	0.0
Drunkenness	0	0.0
Family-Non Violent	0	0.0
Liquor Law Violations	0	0.0
Peeping Tom	0	0.0
Trespass	0	0.0
All Other Offenses	0	0.0

2025 Fall Term Campus Population	
Undergraduate Enrollment	930
Graduate Enrollment	390
Staff Personnel	87
Faculty Personnel	134
Security Personnel	5
<b>Total Campus Population</b>	<b>1,546</b>



Trevecca Nazarene University - 2025

GROUP A OFFENSES	Offense	Rate per 1,000	Cleared	% Cleared
<b>Homicide Offenses (Total)</b>	<b>0</b>	<b>0.0</b>	<b>0</b>	<b>0.0</b>
Murder	0	0.0	0	0.0
Negligent Manslaughter	0	0.0	0	0.0
Negligent Vehicular Manslaughter	0	0.0	0	0.0
<b>Kidnapping/Abduction</b>	<b>0</b>	<b>0.0</b>	<b>0</b>	<b>0.0</b>
<b>Sex Offenses (Forcible) (Total)</b>	<b>0</b>	<b>0.0</b>	<b>0</b>	<b>0.0</b>
Forcible Rape	0	0.0	0	0.0
Forcible Sodomy	0	0.0	0	0.0
Sexual Assault W/Object	0	0.0	0	0.0
Criminal Sexual Contact	0	0.0	0	0.0
<b>Robbery</b>	<b>0</b>	<b>0.0</b>	<b>0</b>	<b>0.0</b>
<b>Assault Offenses (Total)</b>	<b>0</b>	<b>0.0</b>	<b>0</b>	<b>0.0</b>
Aggravated Assault	0	0.0	0	0.0
Simple Assault	0	0.0	0	0.0
Intimidation	0	0.0	0	0.0
Stalking	0	0.0	0	0.0
<b>Arson</b>	<b>0</b>	<b>0.0</b>	<b>0</b>	<b>0.0</b>
<b>Extortion/Blackmail</b>	<b>0</b>	<b>0.0</b>	<b>0</b>	<b>0.0</b>
<b>Burglary</b>	<b>0</b>	<b>0.0</b>	<b>0</b>	<b>0.0</b>
<b>Larceny/Theft Offenses (Total)</b>	<b>1</b>	<b>0.3</b>	<b>0</b>	<b>0.0</b>
Theft - Pocket-picking	0	0.0	0	0.0
Theft - Purse Snatching	0	0.0	0	0.0
Theft - Shoplifting	0	0.0	0	0.0
Theft From Building	0	0.0	0	0.0
Theft From Coin Machine	0	0.0	0	0.0
Theft From Motor Vehicle	1	0.3	0	0.0
Theft of Motor Vehicle Parts	0	0.0	0	0.0
Theft - All Other Larceny	0	0.0	0	0.0
<b>Motor Vehicle Theft</b>	<b>3</b>	<b>0.9</b>	<b>0</b>	<b>0.0</b>
<b>Counterfeiting/Forgery</b>	<b>0</b>	<b>0.0</b>	<b>0</b>	<b>0.0</b>
<b>Fraud Offenses (Total)</b>	<b>0</b>	<b>0.0</b>	<b>0</b>	<b>0.0</b>
Fraud - Computer Hacking/Invasion	0	0.0	0	0.0
Fraud - Credit Card/ATM	0	0.0	0	0.0
Fraud - False Pretenses	0	0.0	0	0.0
Fraud - Identity Theft	0	0.0	0	0.0
Fraud - Impersonation	0	0.0	0	0.0
Fraud - Welfare	0	0.0	0	0.0
Fraud - Wire	0	0.0	0	0.0
<b>Embezzlement</b>	<b>0</b>	<b>0.0</b>	<b>0</b>	<b>0.0</b>
<b>Stolen Property Offenses</b>	<b>0</b>	<b>0.0</b>	<b>0</b>	<b>0.0</b>
<b>Destruction/Damage/Vandalism</b>	<b>0</b>	<b>0.0</b>	<b>0</b>	<b>0.0</b>
<b>Drug/Narcotic Violations (Total)</b>	<b>0</b>	<b>0.0</b>	<b>0</b>	<b>0.0</b>
Drug/Narcotic Violations	0	0.0	0	0.0
Drug/Narcotic Equipment Violations	0	0.0	0	0.0

GROUP A OFFENSES	Offense	Rate per 1,000	Cleared	% Cleared
<b>Sex Offenses (Nonforcible) (Total)</b>	<b>0</b>	<b>0.0</b>	<b>0</b>	<b>0.0</b>
Incest	0	0.0	0	0.0
Statutory Rape	0	0.0	0	0.0
<b>Pornography/Obscene Material</b>	<b>0</b>	<b>0.0</b>	<b>0</b>	<b>0.0</b>
<b>Gambling Offenses (Total)</b>	<b>0</b>	<b>0.0</b>	<b>0</b>	<b>0.0</b>
Gambling - Betting/Wagering	0	0.0	0	0.0
Gambling - Operating/Promoting	0	0.0	0	0.0
Gambling - Equipment Violations	0	0.0	0	0.0
Gambling - Sports Tampering	0	0.0	0	0.0
<b>Prostitution Offenses (Total)</b>	<b>0</b>	<b>0.0</b>	<b>0</b>	<b>0.0</b>
Prostitution	0	0.0	0	0.0
Prostitution Assisting/Promoting	0	0.0	0	0.0
Purchasing Prostitution	0	0.0	0	0.0
<b>Human Trafficking Offenses (Total)</b>	<b>0</b>	<b>0.0</b>	<b>0</b>	<b>0.0</b>
Commercial Sex Acts	0	0.0	0	0.0
Involuntary Servitude	0	0.0	0	0.0
<b>Bribery</b>	<b>0</b>	<b>0.0</b>	<b>0</b>	<b>0.0</b>
<b>Weapon Law Violations</b>	<b>0</b>	<b>0.0</b>	<b>0</b>	<b>0.0</b>
<b>Animal Cruelty</b>	<b>0</b>	<b>0.0</b>	<b>0</b>	<b>0.0</b>

GROUP B OFFENSES	Offenses	Rate per 1,000
Bad Checks	0	0.0
Curfew/Vagrancy	0	0.0
Disorderly Conduct	0	0.0
DUI	0	0.0
Drunkenness	0	0.0
Family-Non Violent	0	0.0
Liquor Law Violations	0	0.0
Peeping Tom	0	0.0
Trespass	0	0.0
All Other Offenses	0	0.0

2025 Fall Term Campus Population	
Undergraduate Enrollment	1,666
Graduate Enrollment	1,165
Staff Personnel	244
Faculty Personnel	199
Security Personnel	12
<b>Total Campus Population</b>	<b>3,286</b>



## Tusculum University - 2025

GROUP A OFFENSES	Offense	Rate per 1,000	Cleared	% Cleared
<b>Homicide Offenses (Total)</b>	<b>0</b>	<b>0.0</b>	<b>0</b>	<b>0.0</b>
Murder	0	0.0	0	0.0
Negligent Manslaughter	0	0.0	0	0.0
Negligent Vehicular Manslaughter	0	0.0	0	0.0
<b>Kidnapping/Abduction</b>	<b>0</b>	<b>0.0</b>	<b>0</b>	<b>0.0</b>
<b>Sex Offenses (Forcible) (Total)</b>	<b>0</b>	<b>0.0</b>	<b>0</b>	<b>0.0</b>
Forcible Rape	0	0.0	0	0.0
Forcible Sodomy	0	0.0	0	0.0
Sexual Assault W/Object	0	0.0	0	0.0
Criminal Sexual Contact	0	0.0	0	0.0
<b>Robbery</b>	<b>0</b>	<b>0.0</b>	<b>0</b>	<b>0.0</b>
<b>Assault Offenses (Total)</b>	<b>0</b>	<b>0.0</b>	<b>0</b>	<b>0.0</b>
Aggravated Assault	0	0.0	0	0.0
Simple Assault	0	0.0	0	0.0
Intimidation	0	0.0	0	0.0
Stalking	0	0.0	0	0.0
<b>Arson</b>	<b>0</b>	<b>0.0</b>	<b>0</b>	<b>0.0</b>
<b>Extortion/Blackmail</b>	<b>1</b>	<b>0.8</b>	<b>0</b>	<b>0.0</b>
<b>Burglary</b>	<b>0</b>	<b>0.0</b>	<b>0</b>	<b>0.0</b>
<b>Larceny/Theft Offenses (Total)</b>	<b>0</b>	<b>0.0</b>	<b>0</b>	<b>0.0</b>
Theft - Pocket-picking	0	0.0	0	0.0
Theft - Purse Snatching	0	0.0	0	0.0
Theft - Shoplifting	0	0.0	0	0.0
Theft From Building	0	0.0	0	0.0
Theft From Coin Machine	0	0.0	0	0.0
Theft From Motor Vehicle	0	0.0	0	0.0
Theft of Motor Vehicle Parts	0	0.0	0	0.0
Theft - All Other Larceny	0	0.0	0	0.0
<b>Motor Vehicle Theft</b>	<b>0</b>	<b>0.0</b>	<b>0</b>	<b>0.0</b>
<b>Counterfeiting/Forgery</b>	<b>0</b>	<b>0.0</b>	<b>0</b>	<b>0.0</b>
<b>Fraud Offenses (Total)</b>	<b>0</b>	<b>0.0</b>	<b>0</b>	<b>0.0</b>
Fraud - Computer Hacking/Invasion	0	0.0	0	0.0
Fraud - Credit Card/ATM	0	0.0	0	0.0
Fraud - False Pretenses	0	0.0	0	0.0
Fraud - Identity Theft	0	0.0	0	0.0
Fraud - Impersonation	0	0.0	0	0.0
Fraud - Welfare	0	0.0	0	0.0
Fraud - Wire	0	0.0	0	0.0
<b>Embezzlement</b>	<b>0</b>	<b>0.0</b>	<b>0</b>	<b>0.0</b>
<b>Stolen Property Offenses</b>	<b>0</b>	<b>0.0</b>	<b>0</b>	<b>0.0</b>
<b>Destruction/Damage/Vandalism</b>	<b>1</b>	<b>0.8</b>	<b>1</b>	<b>100.0</b>
<b>Drug/Narcotic Violations (Total)</b>	<b>0</b>	<b>0.0</b>	<b>0</b>	<b>0.0</b>
Drug/Narcotic Violations	0	0.0	0	0.0
Drug/Narcotic Equipment Violations	0	0.0	0	0.0

GROUP A OFFENSES	Offense	Rate per 1,000	Cleared	% Cleared
<b>Sex Offenses (Nonforcible) (Total)</b>	<b>0</b>	<b>0.0</b>	<b>0</b>	<b>0.0</b>
Incest	0	0.0	0	0.0
Statutory Rape	0	0.0	0	0.0
<b>Pornography/Obscene Material</b>	<b>0</b>	<b>0.0</b>	<b>0</b>	<b>0.0</b>
<b>Gambling Offenses (Total)</b>	<b>0</b>	<b>0.0</b>	<b>0</b>	<b>0.0</b>
Gambling - Betting/Wagering	0	0.0	0	0.0
Gambling - Operating/Promoting	0	0.0	0	0.0
Gambling - Equipment Violations	0	0.0	0	0.0
Gambling - Sports Tampering	0	0.0	0	0.0
<b>Prostitution Offenses (Total)</b>	<b>0</b>	<b>0.0</b>	<b>0</b>	<b>0.0</b>
Prostitution	0	0.0	0	0.0
Prostitution Assisting/Promoting	0	0.0	0	0.0
Purchasing Prostitution	0	0.0	0	0.0
<b>Human Trafficking Offenses (Total)</b>	<b>0</b>	<b>0.0</b>	<b>0</b>	<b>0.0</b>
Commercial Sex Acts	0	0.0	0	0.0
Involuntary Servitude	0	0.0	0	0.0
<b>Bribery</b>	<b>0</b>	<b>0.0</b>	<b>0</b>	<b>0.0</b>
<b>Weapon Law Violations</b>	<b>0</b>	<b>0.0</b>	<b>0</b>	<b>0.0</b>
<b>Animal Cruelty</b>	<b>0</b>	<b>0.0</b>	<b>0</b>	<b>0.0</b>

GROUP B OFFENSES	Offenses	Rate per 1,000
Bad Checks	0	0.0
Curfew/Vagrancy	0	0.0
Disorderly Conduct	0	0.0
DUI	0	0.0
Drunkenness	0	0.0
Family-Non Violent	0	0.0
Liquor Law Violations	0	0.0
Peeping Tom	0	0.0
Trespass	0	0.0
All Other Offenses	0	0.0

2025 Fall Term Campus Population	
Undergraduate Enrollment	936
Graduate Enrollment	94
Staff Personnel	190
Faculty Personnel	46
Security Personnel	5
<b>Total Campus Population</b>	<b>1,271</b>



## Union University - 2025

GROUP A OFFENSES	Offense	Rate per 1,000	Cleared	% Cleared
<b>Homicide Offenses (Total)</b>	<b>0</b>	<b>0.0</b>	<b>0</b>	<b>0.0</b>
Murder	0	0.0	0	0.0
Negligent Manslaughter	0	0.0	0	0.0
Negligent Vehicular Manslaughter	0	0.0	0	0.0
<b>Kidnapping/Abduction</b>	<b>0</b>	<b>0.0</b>	<b>0</b>	<b>0.0</b>
<b>Sex Offenses (Forcible) (Total)</b>	<b>1</b>	<b>0.5</b>	<b>0</b>	<b>0.0</b>
Forcible Rape	0	0.0	0	0.0
Forcible Sodomy	0	0.0	0	0.0
Sexual Assault W/Object	0	0.0	0	0.0
Criminal Sexual Contact	1	0.5	0	0.0
<b>Robbery</b>	<b>0</b>	<b>0.0</b>	<b>0</b>	<b>0.0</b>
<b>Assault Offenses (Total)</b>	<b>2</b>	<b>0.9</b>	<b>0</b>	<b>0.0</b>
Aggravated Assault	0	0.0	0	0.0
Simple Assault	0	0.0	0	0.0
Intimidation	2	0.9	0	0.0
Stalking	0	0.0	0	0.0
<b>Arson</b>	<b>0</b>	<b>0.0</b>	<b>0</b>	<b>0.0</b>
<b>Extortion/Blackmail</b>	<b>0</b>	<b>0.0</b>	<b>0</b>	<b>0.0</b>
<b>Burglary</b>	<b>0</b>	<b>0.0</b>	<b>0</b>	<b>0.0</b>
<b>Larceny/Theft Offenses (Total)</b>	<b>1</b>	<b>0.5</b>	<b>0</b>	<b>0.0</b>
Theft - Pocket-picking	0	0.0	0	0.0
Theft - Purse Snatching	0	0.0	0	0.0
Theft - Shoplifting	0	0.0	0	0.0
Theft From Building	1	0.5	0	0.0
Theft From Coin Machine	0	0.0	0	0.0
Theft From Motor Vehicle	0	0.0	0	0.0
Theft of Motor Vehicle Parts	0	0.0	0	0.0
Theft - All Other Larceny	0	0.0	0	0.0
<b>Motor Vehicle Theft</b>	<b>0</b>	<b>0.0</b>	<b>0</b>	<b>0.0</b>
<b>Counterfeiting/Forgery</b>	<b>0</b>	<b>0.0</b>	<b>0</b>	<b>0.0</b>
<b>Fraud Offenses (Total)</b>	<b>2</b>	<b>0.9</b>	<b>0</b>	<b>0.0</b>
Fraud - Computer Hacking/Invasion	0	0.0	0	0.0
Fraud - Credit Card/ATM	0	0.0	0	0.0
Fraud - False Pretenses	2	0.9	0	0.0
Fraud - Identity Theft	0	0.0	0	0.0
Fraud - Impersonation	0	0.0	0	0.0
Fraud - Welfare	0	0.0	0	0.0
Fraud - Wire	0	0.0	0	0.0
<b>Embezzlement</b>	<b>0</b>	<b>0.0</b>	<b>0</b>	<b>0.0</b>
<b>Stolen Property Offenses</b>	<b>0</b>	<b>0.0</b>	<b>0</b>	<b>0.0</b>
<b>Destruction/Damage/Vandalism</b>	<b>3</b>	<b>1.4</b>	<b>0</b>	<b>0.0</b>
<b>Drug/Narcotic Violations (Total)</b>	<b>2</b>	<b>0.9</b>	<b>0</b>	<b>0.0</b>
Drug/Narcotic Violations	1	0.5	0	0.0
Drug/Narcotic Equipment Violations	1	0.5	0	0.0

GROUP A OFFENSES	Offense	Rate per 1,000	Cleared	% Cleared
<b>Sex Offenses (Nonforcible) (Total)</b>	<b>0</b>	<b>0.0</b>	<b>0</b>	<b>0.0</b>
Incest	0	0.0	0	0.0
Statutory Rape	0	0.0	0	0.0
<b>Pornography/Obscene Material</b>	<b>0</b>	<b>0.0</b>	<b>0</b>	<b>0.0</b>
<b>Gambling Offenses (Total)</b>	<b>0</b>	<b>0.0</b>	<b>0</b>	<b>0.0</b>
Gambling - Betting/Wagering	0	0.0	0	0.0
Gambling - Operating/Promoting	0	0.0	0	0.0
Gambling - Equipment Violations	0	0.0	0	0.0
Gambling - Sports Tampering	0	0.0	0	0.0
<b>Prostitution Offenses (Total)</b>	<b>0</b>	<b>0.0</b>	<b>0</b>	<b>0.0</b>
Prostitution	0	0.0	0	0.0
Prostitution Assisting/Promoting	0	0.0	0	0.0
Purchasing Prostitution	0	0.0	0	0.0
<b>Human Trafficking Offenses (Total)</b>	<b>0</b>	<b>0.0</b>	<b>0</b>	<b>0.0</b>
Commercial Sex Acts	0	0.0	0	0.0
Involuntary Servitude	0	0.0	0	0.0
<b>Bribery</b>	<b>0</b>	<b>0.0</b>	<b>0</b>	<b>0.0</b>
<b>Weapon Law Violations</b>	<b>0</b>	<b>0.0</b>	<b>0</b>	<b>0.0</b>
<b>Animal Cruelty</b>	<b>0</b>	<b>0.0</b>	<b>0</b>	<b>0.0</b>

GROUP B OFFENSES	Offenses	Rate per 1,000
Bad Checks	0	0.0
Curfew/Vagrancy	0	0.0
Disorderly Conduct	1	0.0
DUI	0	0.0
Drunkenness	0	0.0
Family-Non Violent	0	0.0
Liquor Law Violations	13	0.0
Peeping Tom	0	0.0
Trespass	0	0.0
All Other Offenses	0	0.0

2025 Fall Term Campus Population	
Undergraduate Enrollment	1,417
Graduate Enrollment	341
Staff Personnel	234
Faculty Personnel	178
Security Personnel	12
<b>Total Campus Population</b>	<b>2,182</b>



## University of Memphis - 2025

GROUP A OFFENSES	Offense	Rate per 1,000	Cleared	% Cleared
<b>Homicide Offenses (Total)</b>	<b>0</b>	<b>0.0</b>	<b>0</b>	<b>0.0</b>
Murder	0	0.0	0	0.0
Negligent Manslaughter	0	0.0	0	0.0
Negligent Vehicular Manslaughter	0	0.0	0	0.0
<b>Kidnapping/Abduction</b>	<b>0</b>	<b>0.0</b>	<b>0</b>	<b>0.0</b>
<b>Sex Offenses (Forcible) (Total)</b>	<b>2</b>	<b>0.1</b>	<b>1</b>	<b>50.0</b>
Forcible Rape	0	0.0	0	0.0
Forcible Sodomy	0	0.0	0	0.0
Sexual Assault W/Object	0	0.0	0	0.0
Criminal Sexual Contact	2	0.1	1	50.0
<b>Robbery</b>	<b>0</b>	<b>0.0</b>	<b>0</b>	<b>0.0</b>
<b>Assault Offenses (Total)</b>	<b>36</b>	<b>1.7</b>	<b>11</b>	<b>30.6</b>
Aggravated Assault	0	0.0	0	0.0
Simple Assault	21	1.0	10	47.6
Intimidation	15	0.7	1	6.7
Stalking	0	0.0	0	0.0
<b>Arson</b>	<b>0</b>	<b>0.0</b>	<b>0</b>	<b>0.0</b>
<b>Extortion/Blackmail</b>	<b>0</b>	<b>0.0</b>	<b>0</b>	<b>0.0</b>
<b>Burglary</b>	<b>6</b>	<b>0.3</b>	<b>0</b>	<b>0.0</b>
<b>Larceny/Theft Offenses (Total)</b>	<b>53</b>	<b>2.5</b>	<b>6</b>	<b>11.3</b>
Theft - Pocket-picking	0	0.0	0	0.0
Theft - Purse Snatching	0	0.0	0	0.0
Theft - Shoplifting	7	0.3	2	28.6
Theft From Building	24	1.1	2	8.3
Theft From Coin Machine	0	0.0	0	0.0
Theft From Motor Vehicle	8	0.4	1	12.5
Theft of Motor Vehicle Parts	1	0.0	0	0.0
Theft - All Other Larceny	13	0.6	1	7.7
<b>Motor Vehicle Theft</b>	<b>11</b>	<b>0.5</b>	<b>1</b>	<b>9.1</b>
<b>Counterfeiting/Forgery</b>	<b>0</b>	<b>0.0</b>	<b>0</b>	<b>0.0</b>
<b>Fraud Offenses (Total)</b>	<b>5</b>	<b>0.2</b>	<b>0</b>	<b>0.0</b>
Fraud - Computer Hacking/Invasion	0	0.0	0	0.0
Fraud - Credit Card/ATM	2	0.1	0	0.0
Fraud - False Pretenses	1	0.0	0	0.0
Fraud - Identity Theft	1	0.0	0	0.0
Fraud - Impersonation	0	0.0	0	0.0
Fraud - Welfare	0	0.0	0	0.0
Fraud - Wire	1	0.0	0	0.0
<b>Embezzlement</b>	<b>0</b>	<b>0.0</b>	<b>0</b>	<b>0.0</b>
<b>Stolen Property Offenses</b>	<b>0</b>	<b>0.0</b>	<b>0</b>	<b>0.0</b>
<b>Destruction/Damage/Vandalism</b>	<b>34</b>	<b>1.6</b>	<b>3</b>	<b>8.8</b>
<b>Drug/Narcotic Violations (Total)</b>	<b>16</b>	<b>0.7</b>	<b>12</b>	<b>75.0</b>
Drug/Narcotic Violations	10	0.5	8	80.0
Drug/Narcotic Equipment Violations	6	0.3	4	66.7

GROUP A OFFENSES	Offense	Rate per 1,000	Cleared	% Cleared
<b>Sex Offenses (Nonforcible) (Total)</b>	<b>0</b>	<b>0.0</b>	<b>0</b>	<b>0.0</b>
Incest	0	0.0	0	0.0
Statutory Rape	0	0.0	0	0.0
<b>Pornography/Obscene Material</b>	<b>1</b>	<b>0.0</b>	<b>1</b>	<b>100.0</b>
<b>Gambling Offenses (Total)</b>	<b>0</b>	<b>0.0</b>	<b>0</b>	<b>0.0</b>
Gambling - Betting/Wagering	0	0.0	0	0.0
Gambling - Operating/Promoting	0	0.0	0	0.0
Gambling - Equipment Violations	0	0.0	0	0.0
Gambling - Sports Tampering	0	0.0	0	0.0
<b>Prostitution Offenses (Total)</b>	<b>0</b>	<b>0.0</b>	<b>0</b>	<b>0.0</b>
Prostitution	0	0.0	0	0.0
Prostitution Assisting/Promoting	0	0.0	0	0.0
Purchasing Prostitution	0	0.0	0	0.0
<b>Human Trafficking Offenses (Total)</b>	<b>0</b>	<b>0.0</b>	<b>0</b>	<b>0.0</b>
Commercial Sex Acts	0	0.0	0	0.0
Involuntary Servitude	0	0.0	0	0.0
<b>Bribery</b>	<b>0</b>	<b>0.0</b>	<b>0</b>	<b>0.0</b>
<b>Weapon Law Violations</b>	<b>3</b>	<b>0.1</b>	<b>3</b>	<b>100.0</b>
<b>Animal Cruelty</b>	<b>0</b>	<b>0.0</b>	<b>0</b>	<b>0.0</b>

GROUP B OFFENSES	Offenses	Rate per 1,000
Bad Checks	0	0.0
Curfew/Vagrancy	0	0.0
Disorderly Conduct	0	0.0
DUI	0	0.0
Drunkenness	0	0.0
Family-Non Violent	0	0.0
Liquor Law Violations	1	0.0
Peeping Tom	0	0.0
Trespass	23	0.0
All Other Offenses	1	0.0

2025 Fall Term Campus Population	
Undergraduate Enrollment	13,814
Graduate Enrollment	3,403
Staff Personnel	2,785
Faculty Personnel	1,340
Security Personnel	76
<b>Total Campus Population</b>	<b>21,418</b>



## University of Tennessee at Chattanooga - 2025

GROUP A OFFENSES	Offense	Rate per 1,000	Cleared	% Cleared
<b>Homicide Offenses (Total)</b>	<b>0</b>	<b>0.0</b>	<b>0</b>	<b>0.0</b>
Murder	0	0.0	0	0.0
Negligent Manslaughter	0	0.0	0	0.0
Negligent Vehicular Manslaughter	0	0.0	0	0.0
<b>Kidnapping/Abduction</b>	<b>0</b>	<b>0.0</b>	<b>0</b>	<b>0.0</b>
<b>Sex Offenses (Forcible) (Total)</b>	<b>7</b>	<b>0.5</b>	<b>6</b>	<b>85.7</b>
Forcible Rape	5	0.4	4	80.0
Forcible Sodomy	0	0.0	0	0.0
Sexual Assault W/Object	0	0.0	0	0.0
Criminal Sexual Contact	2	0.1	2	100.0
<b>Robbery</b>	<b>1</b>	<b>0.1</b>	<b>0</b>	<b>0.0</b>
<b>Assault Offenses (Total)</b>	<b>18</b>	<b>1.3</b>	<b>7</b>	<b>38.9</b>
Aggravated Assault	1	0.1	1	100.0
Simple Assault	6	0.4	3	50.0
Intimidation	11	0.8	3	27.3
Stalking	0	0.0	0	0.0
<b>Arson</b>	<b>0</b>	<b>0.0</b>	<b>0</b>	<b>0.0</b>
<b>Extortion/Blackmail</b>	<b>2</b>	<b>0.1</b>	<b>0</b>	<b>0.0</b>
<b>Burglary</b>	<b>9</b>	<b>0.7</b>	<b>6</b>	<b>66.7</b>
<b>Larceny/Theft Offenses (Total)</b>	<b>80</b>	<b>5.9</b>	<b>14</b>	<b>17.5</b>
Theft - Pocket-picking	0	0.0	0	0.0
Theft - Purse Snatching	0	0.0	0	0.0
Theft - Shoplifting	0	0.0	0	0.0
Theft From Building	17	1.2	0	0.0
Theft From Coin Machine	1	0.1	0	0.0
Theft From Motor Vehicle	30	2.2	7	23.3
Theft of Motor Vehicle Parts	2	0.1	0	0.0
Theft - All Other Larceny	30	2.2	7	23.3
<b>Motor Vehicle Theft</b>	<b>8</b>	<b>0.6</b>	<b>1</b>	<b>12.5</b>
<b>Counterfeiting/Forgery</b>	<b>7</b>	<b>0.5</b>	<b>4</b>	<b>57.1</b>
<b>Fraud Offenses (Total)</b>	<b>3</b>	<b>0.2</b>	<b>0</b>	<b>0.0</b>
Fraud - Computer Hacking/Invasion	0	0.0	0	0.0
Fraud - Credit Card/ATM	0	0.0	0	0.0
Fraud - False Pretenses	1	0.1	0	0.0
Fraud - Identity Theft	0	0.0	0	0.0
Fraud - Impersonation	1	0.1	0	0.0
Fraud - Welfare	0	0.0	0	0.0
Fraud - Wire	1	0.1	0	0.0
<b>Embezzlement</b>	<b>0</b>	<b>0.0</b>	<b>0</b>	<b>0.0</b>
<b>Stolen Property Offenses</b>	<b>1</b>	<b>0.1</b>	<b>1</b>	<b>100.0</b>
<b>Destruction/Damage/Vandalism</b>	<b>18</b>	<b>1.3</b>	<b>2</b>	<b>11.1</b>
<b>Drug/Narcotic Violations (Total)</b>	<b>59</b>	<b>4.3</b>	<b>29</b>	<b>49.2</b>
Drug/Narcotic Violations	25	1.8	13	52.0
Drug/Narcotic Equipment Violations	34	2.5	16	47.1

GROUP A OFFENSES	Offense	Rate per 1,000	Cleared	% Cleared
<b>Sex Offenses (Nonforcible) (Total)</b>	<b>0</b>	<b>0.0</b>	<b>0</b>	<b>0.0</b>
Incest	0	0.0	0	0.0
Statutory Rape	0	0.0	0	0.0
<b>Pornography/Obscene Material</b>	<b>1</b>	<b>0.1</b>	<b>1</b>	<b>100.0</b>
<b>Gambling Offenses (Total)</b>	<b>0</b>	<b>0.0</b>	<b>0</b>	<b>0.0</b>
Gambling - Betting/Wagering	0	0.0	0	0.0
Gambling - Operating/Promoting	0	0.0	0	0.0
Gambling - Equipment Violations	0	0.0	0	0.0
Gambling - Sports Tampering	0	0.0	0	0.0
<b>Prostitution Offenses (Total)</b>	<b>0</b>	<b>0.0</b>	<b>0</b>	<b>0.0</b>
Prostitution	0	0.0	0	0.0
Prostitution Assisting/Promoting	0	0.0	0	0.0
Purchasing Prostitution	0	0.0	0	0.0
<b>Human Trafficking Offenses (Total)</b>	<b>0</b>	<b>0.0</b>	<b>0</b>	<b>0.0</b>
Commercial Sex Acts	0	0.0	0	0.0
Involuntary Servitude	0	0.0	0	0.0
<b>Bribery</b>	<b>1</b>	<b>0.1</b>	<b>1</b>	<b>100.0</b>
<b>Weapon Law Violations</b>	<b>6</b>	<b>0.4</b>	<b>4</b>	<b>66.7</b>
<b>Animal Cruelty</b>	<b>0</b>	<b>0.0</b>	<b>0</b>	<b>0.0</b>

GROUP B OFFENSES	Offenses	Rate per 1,000
Bad Checks	0	0.0
Curfew/Vagrancy	0	0.0
Disorderly Conduct	1	0.0
DUI	7	0.0
Drunkenness	4	0.0
Family-Non Violent	0	0.0
Liquor Law Violations	0	0.0
Peeping Tom	0	0.0
Trespass	20	0.0
All Other Offenses	5	0.0

2025 Fall Term Campus Population	
Undergraduate Enrollment	10,069
Graduate Enrollment	1,390
Staff Personnel	1,300
Faculty Personnel	832
Security Personnel	77
<b>Total Campus Population</b>	<b>13,668</b>



**University of Tennessee at Knoxville - 2025**

<b>GROUP A OFFENSES</b>	Offense	Rate per 1,000	Cleared	% Cleared
<b>Homicide Offenses (Total)</b>	<b>0</b>	<b>0.0</b>	<b>0</b>	<b>0.0</b>
Murder	0	0.0	0	0.0
Negligent Manslaughter	0	0.0	0	0.0
Negligent Vehicular Manslaughter	0	0.0	0	0.0
<b>Kidnapping/Abduction</b>	<b>2</b>	<b>0.0</b>	<b>2</b>	<b>100.0</b>
<b>Sex Offenses (Forcible) (Total)</b>	<b>1</b>	<b>0.0</b>	<b>0</b>	<b>0.0</b>
Forcible Rape	1	0.0	0	0.0
Forcible Sodomy	0	0.0	0	0.0
Sexual Assault W/Object	0	0.0	0	0.0
Criminal Sexual Contact	0	0.0	0	0.0
<b>Robbery</b>	<b>0</b>	<b>0.0</b>	<b>0</b>	<b>0.0</b>
<b>Assault Offenses (Total)</b>	<b>55</b>	<b>1.3</b>	<b>41</b>	<b>74.5</b>
Aggravated Assault	14	0.3	11	78.6
Simple Assault	35	0.8	25	71.4
Intimidation	6	0.1	5	83.3
Stalking	0	0.0	0	0.0
<b>Arson</b>	<b>0</b>	<b>0.0</b>	<b>0</b>	<b>0.0</b>
<b>Extortion/Blackmail</b>	<b>4</b>	<b>0.1</b>	<b>0</b>	<b>0.0</b>
<b>Burglary</b>	<b>25</b>	<b>0.6</b>	<b>12</b>	<b>48.0</b>
<b>Larceny/Theft Offenses (Total)</b>	<b>76</b>	<b>1.8</b>	<b>14</b>	<b>18.4</b>
Theft - Pocket-picking	0	0.0	0	0.0
Theft - Purse Snatching	0	0.0	0	0.0
Theft - Shoplifting	5	0.1	3	60.0
Theft From Building	9	0.2	1	11.1
Theft From Coin Machine	0	0.0	0	0.0
Theft From Motor Vehicle	8	0.2	2	25.0
Theft of Motor Vehicle Parts	2	0.0	1	50.0
Theft - All Other Larceny	52	1.2	7	13.5
<b>Motor Vehicle Theft</b>	<b>7</b>	<b>0.2</b>	<b>4</b>	<b>57.1</b>
<b>Counterfeiting/Forgery</b>	<b>19</b>	<b>0.4</b>	<b>18</b>	<b>94.7</b>
<b>Fraud Offenses (Total)</b>	<b>43</b>	<b>1.0</b>	<b>16</b>	<b>37.2</b>
Fraud - Computer Hacking/Invasion	16	0.4	0	0.0
Fraud - Credit Card/ATM	5	0.1	1	20.0
Fraud - False Pretenses	6	0.1	3	50.0
Fraud - Identity Theft	1	0.0	0	0.0
Fraud - Impersonation	15	0.4	12	80.0
Fraud - Welfare	0	0.0	0	0.0
Fraud - Wire	0	0.0	0	0.0
<b>Embezzlement</b>	<b>0</b>	<b>0.0</b>	<b>0</b>	<b>0.0</b>
<b>Stolen Property Offenses</b>	<b>2</b>	<b>0.0</b>	<b>2</b>	<b>100.0</b>
<b>Destruction/Damage/Vandalism</b>	<b>34</b>	<b>0.8</b>	<b>12</b>	<b>35.3</b>
<b>Drug/Narcotic Violations (Total)</b>	<b>315</b>	<b>7.5</b>	<b>296</b>	<b>94.0</b>
Drug/Narcotic Violations	203	4.8	191	94.1
Drug/Narcotic Equipment Violations	112	2.7	105	93.8

<b>GROUP A OFFENSES</b>	Offense	Rate per 1,000	Cleared	% Cleared
<b>Sex Offenses (Nonforcible) (Total)</b>	<b>0</b>	<b>0.0</b>	<b>0</b>	<b>0.0</b>
Incest	0	0.0	0	0.0
Statutory Rape	0	0.0	0	0.0
<b>Pornography/Obscene Material</b>	<b>1</b>	<b>0.0</b>	<b>1</b>	<b>100.0</b>
<b>Gambling Offenses (Total)</b>	<b>0</b>	<b>0.0</b>	<b>0</b>	<b>0.0</b>
Gambling - Betting/Wagering	0	0.0	0	0.0
Gambling - Operating/Promoting	0	0.0	0	0.0
Gambling - Equipment Violations	0	0.0	0	0.0
Gambling - Sports Tampering	0	0.0	0	0.0
<b>Prostitution Offenses (Total)</b>	<b>0</b>	<b>0.0</b>	<b>0</b>	<b>0.0</b>
Prostitution	0	0.0	0	0.0
Prostitution Assisting/Promoting	0	0.0	0	0.0
Purchasing Prostitution	0	0.0	0	0.0
<b>Human Trafficking Offenses (Total)</b>	<b>0</b>	<b>0.0</b>	<b>0</b>	<b>0.0</b>
Commercial Sex Acts	0	0.0	0	0.0
Involuntary Servitude	0	0.0	0	0.0
<b>Bribery</b>	<b>0</b>	<b>0.0</b>	<b>0</b>	<b>0.0</b>
<b>Weapon Law Violations</b>	<b>31</b>	<b>0.7</b>	<b>31</b>	<b>100.0</b>
<b>Animal Cruelty</b>	<b>0</b>	<b>0.0</b>	<b>0</b>	<b>0.0</b>

<b>GROUP B OFFENSES</b>	Offenses	Rate per 1,000
Bad Checks	0	0.0
Curfew/Vagrancy	1	0.0
Disorderly Conduct	29	0.0
DUI	115	0.0
Drunkenness	107	0.0
Family-Non Violent	0	0.0
Liquor Law Violations	39	0.0
Peeping Tom	1	0.0
Trespass	39	0.0
All Other Offenses	26	0.0

<b>2025 Fall Term Campus Population</b>	
Undergraduate Enrollment	29,565
Graduate Enrollment	4,462
Staff Personnel	5,897
Faculty Personnel	2,213
Security Personnel	102
<b>Total Campus Population</b>	<b>42,239</b>



**University of Tennessee at Martin - 2025**

<b>GROUP A OFFENSES</b>	Offense	Rate per 1,000	Cleared	% Cleared
<b>Homicide Offenses (Total)</b>	<b>0</b>	<b>0.0</b>	<b>0</b>	<b>0.0</b>
Murder	0	0.0	0	0.0
Negligent Manslaughter	0	0.0	0	0.0
Negligent Vehicular Manslaughter	0	0.0	0	0.0
<b>Kidnapping/Abduction</b>	<b>0</b>	<b>0.0</b>	<b>0</b>	<b>0.0</b>
<b>Sex Offenses (Forcible) (Total)</b>	<b>3</b>	<b>0.4</b>	<b>3</b>	<b>100.0</b>
Forcible Rape	2	0.3	2	100.0
Forcible Sodomy	0	0.0	0	0.0
Sexual Assault W/Object	0	0.0	0	0.0
Criminal Sexual Contact	1	0.1	1	100.0
<b>Robbery</b>	<b>0</b>	<b>0.0</b>	<b>0</b>	<b>0.0</b>
<b>Assault Offenses (Total)</b>	<b>23</b>	<b>3.3</b>	<b>9</b>	<b>39.1</b>
Aggravated Assault	1	0.1	1	100.0
Simple Assault	5	0.7	3	60.0
Intimidation	11	1.6	3	27.3
Stalking	6	0.9	2	33.3
<b>Arson</b>	<b>0</b>	<b>0.0</b>	<b>0</b>	<b>0.0</b>
<b>Extortion/Blackmail</b>	<b>1</b>	<b>0.1</b>	<b>1</b>	<b>100.0</b>
<b>Burglary</b>	<b>4</b>	<b>0.6</b>	<b>2</b>	<b>50.0</b>
<b>Larceny/Theft Offenses (Total)</b>	<b>22</b>	<b>3.2</b>	<b>7</b>	<b>31.8</b>
Theft - Pocket-picking	0	0.0	0	0.0
Theft - Purse Snatching	0	0.0	0	0.0
Theft - Shoplifting	0	0.0	0	0.0
Theft From Building	9	1.3	2	22.2
Theft From Coin Machine	0	0.0	0	0.0
Theft From Motor Vehicle	5	0.7	4	80.0
Theft of Motor Vehicle Parts	1	0.1	0	0.0
Theft - All Other Larceny	7	1.0	1	14.3
<b>Motor Vehicle Theft</b>	<b>0</b>	<b>0.0</b>	<b>0</b>	<b>0.0</b>
<b>Counterfeiting/Forgery</b>	<b>0</b>	<b>0.0</b>	<b>0</b>	<b>0.0</b>
<b>Fraud Offenses (Total)</b>	<b>2</b>	<b>0.3</b>	<b>0</b>	<b>0.0</b>
Fraud - Computer Hacking/Invasion	0	0.0	0	0.0
Fraud - Credit Card/ATM	0	0.0	0	0.0
Fraud - False Pretenses	0	0.0	0	0.0
Fraud - Identity Theft	1	0.1	0	0.0
Fraud - Impersonation	0	0.0	0	0.0
Fraud - Welfare	0	0.0	0	0.0
Fraud - Wire	1	0.1	0	0.0
<b>Embezzlement</b>	<b>0</b>	<b>0.0</b>	<b>0</b>	<b>0.0</b>
<b>Stolen Property Offenses</b>	<b>0</b>	<b>0.0</b>	<b>0</b>	<b>0.0</b>
<b>Destruction/Damage/Vandalism</b>	<b>3</b>	<b>0.4</b>	<b>1</b>	<b>33.3</b>
<b>Drug/Narcotic Violations (Total)</b>	<b>19</b>	<b>2.8</b>	<b>15</b>	<b>78.9</b>
Drug/Narcotic Violations	15	2.2	13	86.7
Drug/Narcotic Equipment Violations	4	0.6	2	50.0

<b>GROUP A OFFENSES</b>	Offense	Rate per 1,000	Cleared	% Cleared
<b>Sex Offenses (Nonforcible) (Total)</b>	<b>0</b>	<b>0.0</b>	<b>0</b>	<b>0.0</b>
Incest	0	0.0	0	0.0
Statutory Rape	0	0.0	0	0.0
<b>Pornography/Obscene Material</b>	<b>0</b>	<b>0.0</b>	<b>0</b>	<b>0.0</b>
<b>Gambling Offenses (Total)</b>	<b>0</b>	<b>0.0</b>	<b>0</b>	<b>0.0</b>
Gambling - Betting/Wagering	0	0.0	0	0.0
Gambling - Operating/Promoting	0	0.0	0	0.0
Gambling - Equipment Violations	0	0.0	0	0.0
Gambling - Sports Tampering	0	0.0	0	0.0
<b>Prostitution Offenses (Total)</b>	<b>0</b>	<b>0.0</b>	<b>0</b>	<b>0.0</b>
Prostitution	0	0.0	0	0.0
Prostitution Assisting/Promoting	0	0.0	0	0.0
Purchasing Prostitution	0	0.0	0	0.0
<b>Human Trafficking Offenses (Total)</b>	<b>0</b>	<b>0.0</b>	<b>0</b>	<b>0.0</b>
Commercial Sex Acts	0	0.0	0	0.0
Involuntary Servitude	0	0.0	0	0.0
<b>Bribery</b>	<b>0</b>	<b>0.0</b>	<b>0</b>	<b>0.0</b>
<b>Weapon Law Violations</b>	<b>2</b>	<b>0.3</b>	<b>2</b>	<b>100.0</b>
<b>Animal Cruelty</b>	<b>0</b>	<b>0.0</b>	<b>0</b>	<b>0.0</b>

<b>GROUP B OFFENSES</b>	Offenses	Rate per 1,000
Bad Checks	0	0.0
Curfew/Vagrancy	0	0.0
Disorderly Conduct	1	0.0
DUI	2	0.0
Drunkenness	1	0.0
Family-Non Violent	0	0.0
Liquor Law Violations	31	0.0
Peeping Tom	0	0.0
Trespass	7	0.0
All Other Offenses	13	0.0

<b>2025 Fall Term Campus Population</b>	
Undergraduate Enrollment	5,608
Graduate Enrollment	380
Staff Personnel	583
Faculty Personnel	290
Security Personnel	13
<b>Total Campus Population</b>	<b>6,874</b>



**University of Tennessee Health Sciences Center - 2025**

<b>GROUP A OFFENSES</b>	Offense	Rate per 1,000	Cleared	% Cleared
<b>Homicide Offenses (Total)</b>	<b>0</b>	<b>0.0</b>	<b>0</b>	<b>0.0</b>
Murder	0	0.0	0	0.0
Negligent Manslaughter	0	0.0	0	0.0
Negligent Vehicular Manslaughter	0	0.0	0	0.0
<b>Kidnapping/Abduction</b>	<b>0</b>	<b>0.0</b>	<b>0</b>	<b>0.0</b>
<b>Sex Offenses (Forcible) (Total)</b>	<b>0</b>	<b>0.0</b>	<b>0</b>	<b>0.0</b>
Forcible Rape	0	0.0	0	0.0
Forcible Sodomy	0	0.0	0	0.0
Sexual Assault W/Object	0	0.0	0	0.0
Criminal Sexual Contact	0	0.0	0	0.0
<b>Robbery</b>	<b>0</b>	<b>0.0</b>	<b>0</b>	<b>0.0</b>
<b>Assault Offenses (Total)</b>	<b>8</b>	<b>0.9</b>	<b>0</b>	<b>0.0</b>
Aggravated Assault	1	0.1	0	0.0
Simple Assault	3	0.4	0	0.0
Intimidation	4	0.5	0	0.0
Stalking	0	0.0	0	0.0
<b>Arson</b>	<b>0</b>	<b>0.0</b>	<b>0</b>	<b>0.0</b>
<b>Extortion/Blackmail</b>	<b>0</b>	<b>0.0</b>	<b>0</b>	<b>0.0</b>
<b>Burglary</b>	<b>0</b>	<b>0.0</b>	<b>0</b>	<b>0.0</b>
<b>Larceny/Theft Offenses (Total)</b>	<b>11</b>	<b>1.3</b>	<b>2</b>	<b>18.2</b>
Theft - Pocket-picking	0	0.0	0	0.0
Theft - Purse Snatching	0	0.0	0	0.0
Theft - Shoplifting	3	0.4	2	66.7
Theft From Building	3	0.4	0	0.0
Theft From Coin Machine	0	0.0	0	0.0
Theft From Motor Vehicle	4	0.5	0	0.0
Theft of Motor Vehicle Parts	1	0.1	0	0.0
Theft - All Other Larceny	0	0.0	0	0.0
<b>Motor Vehicle Theft</b>	<b>1</b>	<b>0.1</b>	<b>0</b>	<b>0.0</b>
<b>Counterfeiting/Forgery</b>	<b>0</b>	<b>0.0</b>	<b>0</b>	<b>0.0</b>
<b>Fraud Offenses (Total)</b>	<b>1</b>	<b>0.1</b>	<b>1</b>	<b>100.0</b>
Fraud - Computer Hacking/Invasion	0	0.0	0	0.0
Fraud - Credit Card/ATM	0	0.0	0	0.0
Fraud - False Pretenses	0	0.0	0	0.0
Fraud - Identity Theft	0	0.0	0	0.0
Fraud - Impersonation	1	0.1	1	100.0
Fraud - Welfare	0	0.0	0	0.0
Fraud - Wire	0	0.0	0	0.0
<b>Embezzlement</b>	<b>0</b>	<b>0.0</b>	<b>0</b>	<b>0.0</b>
<b>Stolen Property Offenses</b>	<b>0</b>	<b>0.0</b>	<b>0</b>	<b>0.0</b>
<b>Destruction/Damage/Vandalism</b>	<b>10</b>	<b>1.2</b>	<b>5</b>	<b>50.0</b>
<b>Drug/Narcotic Violations (Total)</b>	<b>5</b>	<b>0.6</b>	<b>4</b>	<b>80.0</b>
Drug/Narcotic Violations	4	0.5	3	75.0
Drug/Narcotic Equipment Violations	1	0.1	1	100.0

<b>GROUP A OFFENSES</b>	Offense	Rate per 1,000	Cleared	% Cleared
<b>Sex Offenses (Nonforcible) (Total)</b>	<b>0</b>	<b>0.0</b>	<b>0</b>	<b>0.0</b>
Incest	0	0.0	0	0.0
Statutory Rape	0	0.0	0	0.0
<b>Pornography/Obscene Material</b>	<b>0</b>	<b>0.0</b>	<b>0</b>	<b>0.0</b>
<b>Gambling Offenses (Total)</b>	<b>0</b>	<b>0.0</b>	<b>0</b>	<b>0.0</b>
Gambling - Betting/Wagering	0	0.0	0	0.0
Gambling - Operating/Promoting	0	0.0	0	0.0
Gambling - Equipment Violations	0	0.0	0	0.0
Gambling - Sports Tampering	0	0.0	0	0.0
<b>Prostitution Offenses (Total)</b>	<b>0</b>	<b>0.0</b>	<b>0</b>	<b>0.0</b>
Prostitution	0	0.0	0	0.0
Prostitution Assisting/Promoting	0	0.0	0	0.0
Purchasing Prostitution	0	0.0	0	0.0
<b>Human Trafficking Offenses (Total)</b>	<b>0</b>	<b>0.0</b>	<b>0</b>	<b>0.0</b>
Commercial Sex Acts	0	0.0	0	0.0
Involuntary Servitude	0	0.0	0	0.0
<b>Bribery</b>	<b>0</b>	<b>0.0</b>	<b>0</b>	<b>0.0</b>
<b>Weapon Law Violations</b>	<b>1</b>	<b>0.1</b>	<b>1</b>	<b>100.0</b>
<b>Animal Cruelty</b>	<b>0</b>	<b>0.0</b>	<b>0</b>	<b>0.0</b>

<b>GROUP B OFFENSES</b>	Offenses	Rate per 1,000
Bad Checks	0	0.0
Curfew/Vagrancy	0	0.0
Disorderly Conduct	3	0.0
DUI	2	0.0
Drunkenness	0	0.0
Family-Non Violent	0	0.0
Liquor Law Violations	1	0.0
Peeping Tom	0	0.0
Trespass	5	0.0
All Other Offenses	0	0.0

<b>2025 Fall Term Campus Population</b>	
Undergraduate Enrollment	391
Graduate Enrollment	2,702
Staff Personnel	3,357
Faculty Personnel	1,966
Security Personnel	50
<b>Total Campus Population</b>	<b>8,466</b>



**University of Tennessee Southern - 2025**

<b>GROUP A OFFENSES</b>	Offense	Rate per 1,000	Cleared	% Cleared
<b>Homicide Offenses (Total)</b>	<b>0</b>	<b>0.0</b>	<b>0</b>	<b>0.0</b>
Murder	0	0.0	0	0.0
Negligent Manslaughter	0	0.0	0	0.0
Negligent Vehicular Manslaughter	0	0.0	0	0.0
<b>Kidnapping/Abduction</b>	<b>0</b>	<b>0.0</b>	<b>0</b>	<b>0.0</b>
<b>Sex Offenses (Forcible) (Total)</b>	<b>1</b>	<b>0.8</b>	<b>0</b>	<b>0.0</b>
Forcible Rape	0	0.0	0	0.0
Forcible Sodomy	1	0.8	0	0.0
Sexual Assault W/Object	0	0.0	0	0.0
Criminal Sexual Contact	0	0.0	0	0.0
<b>Robbery</b>	<b>0</b>	<b>0.0</b>	<b>0</b>	<b>0.0</b>
<b>Assault Offenses (Total)</b>	<b>0</b>	<b>0.0</b>	<b>0</b>	<b>0.0</b>
Aggravated Assault	0	0.0	0	0.0
Simple Assault	0	0.0	0	0.0
Intimidation	0	0.0	0	0.0
Stalking	0	0.0	0	0.0
<b>Arson</b>	<b>0</b>	<b>0.0</b>	<b>0</b>	<b>0.0</b>
<b>Extortion/Blackmail</b>	<b>0</b>	<b>0.0</b>	<b>0</b>	<b>0.0</b>
<b>Burglary</b>	<b>0</b>	<b>0.0</b>	<b>0</b>	<b>0.0</b>
<b>Larceny/Theft Offenses (Total)</b>	<b>2</b>	<b>1.5</b>	<b>0</b>	<b>0.0</b>
Theft - Pocket-picking	0	0.0	0	0.0
Theft - Purse Snatching	0	0.0	0	0.0
Theft - Shoplifting	0	0.0	0	0.0
Theft From Building	0	0.0	0	0.0
Theft From Coin Machine	0	0.0	0	0.0
Theft From Motor Vehicle	0	0.0	0	0.0
Theft of Motor Vehicle Parts	0	0.0	0	0.0
Theft - All Other Larceny	2	1.5	0	0.0
<b>Motor Vehicle Theft</b>	<b>0</b>	<b>0.0</b>	<b>0</b>	<b>0.0</b>
<b>Counterfeiting/Forgery</b>	<b>0</b>	<b>0.0</b>	<b>0</b>	<b>0.0</b>
<b>Fraud Offenses (Total)</b>	<b>0</b>	<b>0.0</b>	<b>0</b>	<b>0.0</b>
Fraud - Computer Hacking/Invasion	0	0.0	0	0.0
Fraud - Credit Card/ATM	0	0.0	0	0.0
Fraud - False Pretenses	0	0.0	0	0.0
Fraud - Identity Theft	0	0.0	0	0.0
Fraud - Impersonation	0	0.0	0	0.0
Fraud - Welfare	0	0.0	0	0.0
Fraud - Wire	0	0.0	0	0.0
<b>Embezzlement</b>	<b>0</b>	<b>0.0</b>	<b>0</b>	<b>0.0</b>
<b>Stolen Property Offenses</b>	<b>0</b>	<b>0.0</b>	<b>0</b>	<b>0.0</b>
<b>Destruction/Damage/Vandalism</b>	<b>1</b>	<b>0.8</b>	<b>0</b>	<b>0.0</b>
<b>Drug/Narcotic Violations (Total)</b>	<b>2</b>	<b>1.5</b>	<b>2</b>	<b>100.0</b>
Drug/Narcotic Violations	1	0.8	1	100.0
Drug/Narcotic Equipment Violations	1	0.8	1	100.0

<b>GROUP A OFFENSES</b>	Offense	Rate per 1,000	Cleared	% Cleared
<b>Sex Offenses (Nonforcible) (Total)</b>	<b>0</b>	<b>0.0</b>	<b>0</b>	<b>0.0</b>
Incest	0	0.0	0	0.0
Statutory Rape	0	0.0	0	0.0
<b>Pornography/Obscene Material</b>	<b>0</b>	<b>0.0</b>	<b>0</b>	<b>0.0</b>
<b>Gambling Offenses (Total)</b>	<b>0</b>	<b>0.0</b>	<b>0</b>	<b>0.0</b>
Gambling - Betting/Wagering	0	0.0	0	0.0
Gambling - Operating/Promoting	0	0.0	0	0.0
Gambling - Equipment Violations	0	0.0	0	0.0
Gambling - Sports Tampering	0	0.0	0	0.0
<b>Prostitution Offenses (Total)</b>	<b>0</b>	<b>0.0</b>	<b>0</b>	<b>0.0</b>
Prostitution	0	0.0	0	0.0
Prostitution Assisting/Promoting	0	0.0	0	0.0
Purchasing Prostitution	0	0.0	0	0.0
<b>Human Trafficking Offenses (Total)</b>	<b>0</b>	<b>0.0</b>	<b>0</b>	<b>0.0</b>
Commercial Sex Acts	0	0.0	0	0.0
Involuntary Servitude	0	0.0	0	0.0
<b>Bribery</b>	<b>0</b>	<b>0.0</b>	<b>0</b>	<b>0.0</b>
<b>Weapon Law Violations</b>	<b>2</b>	<b>1.5</b>	<b>2</b>	<b>100.0</b>
<b>Animal Cruelty</b>	<b>0</b>	<b>0.0</b>	<b>0</b>	<b>0.0</b>

<b>GROUP B OFFENSES</b>	Offenses	Rate per 1,000
Bad Checks	0	0.0
Curfew/Vagrancy	0	0.0
Disorderly Conduct	0	0.0
DUI	0	0.0
Drunkenness	0	0.0
Family-Non Violent	0	0.0
Liquor Law Violations	0	0.0
Peeping Tom	0	0.0
Trespass	0	0.0
All Other Offenses	0	0.0

<b>2025 Fall Term Campus Population</b>	
Undergraduate Enrollment	1,022
Graduate Enrollment	35
Staff Personnel	122
Faculty Personnel	107
Security Personnel	13
<b>Total Campus Population</b>	<b>1,299</b>



**University of Tennessee Space Institute - 2025**

<b>GROUP A OFFENSES</b>	Offense	Rate per 1,000	Cleared	% Cleared
<b>Homicide Offenses (Total)</b>	<b>0</b>	<b>0.0</b>	<b>0</b>	<b>0.0</b>
Murder	0	0.0	0	0.0
Negligent Manslaughter	0	0.0	0	0.0
Negligent Vehicular Manslaughter	0	0.0	0	0.0
<b>Kidnapping/Abduction</b>	<b>0</b>	<b>0.0</b>	<b>0</b>	<b>0.0</b>
<b>Sex Offenses (Forcible) (Total)</b>	<b>0</b>	<b>0.0</b>	<b>0</b>	<b>0.0</b>
Forcible Rape	0	0.0	0	0.0
Forcible Sodomy	0	0.0	0	0.0
Sexual Assault W/Object	0	0.0	0	0.0
Criminal Sexual Contact	0	0.0	0	0.0
<b>Robbery</b>	<b>0</b>	<b>0.0</b>	<b>0</b>	<b>0.0</b>
<b>Assault Offenses (Total)</b>	<b>0</b>	<b>0.0</b>	<b>0</b>	<b>0.0</b>
Aggravated Assault	0	0.0	0	0.0
Simple Assault	0	0.0	0	0.0
Intimidation	0	0.0	0	0.0
Stalking	0	0.0	0	0.0
<b>Arson</b>	<b>0</b>	<b>0.0</b>	<b>0</b>	<b>0.0</b>
<b>Extortion/Blackmail</b>	<b>0</b>	<b>0.0</b>	<b>0</b>	<b>0.0</b>
<b>Burglary</b>	<b>0</b>	<b>0.0</b>	<b>0</b>	<b>0.0</b>
<b>Larceny/Theft Offenses (Total)</b>	<b>0</b>	<b>0.0</b>	<b>0</b>	<b>0.0</b>
Theft - Pocket-picking	0	0.0	0	0.0
Theft - Purse Snatching	0	0.0	0	0.0
Theft - Shoplifting	0	0.0	0	0.0
Theft From Building	0	0.0	0	0.0
Theft From Coin Machine	0	0.0	0	0.0
Theft From Motor Vehicle	0	0.0	0	0.0
Theft of Motor Vehicle Parts	0	0.0	0	0.0
Theft - All Other Larceny	0	0.0	0	0.0
<b>Motor Vehicle Theft</b>	<b>0</b>	<b>0.0</b>	<b>0</b>	<b>0.0</b>
<b>Counterfeiting/Forgery</b>	<b>0</b>	<b>0.0</b>	<b>0</b>	<b>0.0</b>
<b>Fraud Offenses (Total)</b>	<b>0</b>	<b>0.0</b>	<b>0</b>	<b>0.0</b>
Fraud - Computer Hacking/Invasion	0	0.0	0	0.0
Fraud - Credit Card/ATM	0	0.0	0	0.0
Fraud - False Pretenses	0	0.0	0	0.0
Fraud - Identity Theft	0	0.0	0	0.0
Fraud - Impersonation	0	0.0	0	0.0
Fraud - Welfare	0	0.0	0	0.0
Fraud - Wire	0	0.0	0	0.0
<b>Embezzlement</b>	<b>0</b>	<b>0.0</b>	<b>0</b>	<b>0.0</b>
<b>Stolen Property Offenses</b>	<b>0</b>	<b>0.0</b>	<b>0</b>	<b>0.0</b>
<b>Destruction/Damage/Vandalism</b>	<b>0</b>	<b>0.0</b>	<b>0</b>	<b>0.0</b>
<b>Drug/Narcotic Violations (Total)</b>	<b>0</b>	<b>0.0</b>	<b>0</b>	<b>0.0</b>
Drug/Narcotic Violations	0	0.0	0	0.0
Drug/Narcotic Equipment Violations	0	0.0	0	0.0

<b>GROUP A OFFENSES</b>	Offense	Rate per 1,000	Cleared	% Cleared
<b>Sex Offenses (Nonforcible) (Total)</b>	<b>0</b>	<b>0.0</b>	<b>0</b>	<b>0.0</b>
Incest	0	0.0	0	0.0
Statutory Rape	0	0.0	0	0.0
<b>Pornography/Obscene Material</b>	<b>0</b>	<b>0.0</b>	<b>0</b>	<b>0.0</b>
<b>Gambling Offenses (Total)</b>	<b>0</b>	<b>0.0</b>	<b>0</b>	<b>0.0</b>
Gambling - Betting/Wagering	0	0.0	0	0.0
Gambling - Operating/Promoting	0	0.0	0	0.0
Gambling - Equipment Violations	0	0.0	0	0.0
Gambling - Sports Tampering	0	0.0	0	0.0
<b>Prostitution Offenses (Total)</b>	<b>0</b>	<b>0.0</b>	<b>0</b>	<b>0.0</b>
Prostitution	0	0.0	0	0.0
Prostitution Assisting/Promoting	0	0.0	0	0.0
Purchasing Prostitution	0	0.0	0	0.0
<b>Human Trafficking Offenses (Total)</b>	<b>0</b>	<b>0.0</b>	<b>0</b>	<b>0.0</b>
Commercial Sex Acts	0	0.0	0	0.0
Involuntary Servitude	0	0.0	0	0.0
<b>Bribery</b>	<b>0</b>	<b>0.0</b>	<b>0</b>	<b>0.0</b>
<b>Weapon Law Violations</b>	<b>0</b>	<b>0.0</b>	<b>0</b>	<b>0.0</b>
<b>Animal Cruelty</b>	<b>0</b>	<b>0.0</b>	<b>0</b>	<b>0.0</b>

<b>GROUP B OFFENSES</b>	Offenses	Rate per 1,000
Bad Checks	0	0.0
Curfew/Vagrancy	0	0.0
Disorderly Conduct	0	0.0
DUI	0	0.0
Drunkenness	0	0.0
Family-Non Violent	0	0.0
Liquor Law Violations	0	0.0
Peeping Tom	0	0.0
Trespass	0	0.0
All Other Offenses	0	0.0

<b>2025 Fall Term Campus Population</b>	
Undergraduate Enrollment	0
Graduate Enrollment	24
Staff Personnel	71
Faculty Personnel	12
Security Personnel	2
<b>Total Campus Population</b>	<b>109</b>



**University of the South - 2025**

<b>GROUP A OFFENSES</b>	Offense	Rate per 1,000	Cleared	% Cleared
<b>Homicide Offenses (Total)</b>	<b>0</b>	<b>0.0</b>	<b>0</b>	<b>0.0</b>
Murder	0	0.0	0	0.0
Negligent Manslaughter	0	0.0	0	0.0
Negligent Vehicular Manslaughter	0	0.0	0	0.0
<b>Kidnapping/Abduction</b>	<b>0</b>	<b>0.0</b>	<b>0</b>	<b>0.0</b>
<b>Sex Offenses (Forcible) (Total)</b>	<b>1</b>	<b>0.4</b>	<b>0</b>	<b>0.0</b>
Forcible Rape	0	0.0	0	0.0
Forcible Sodomy	0	0.0	0	0.0
Sexual Assault W/Object	0	0.0	0	0.0
Criminal Sexual Contact	1	0.4	0	0.0
<b>Robbery</b>	<b>0</b>	<b>0.0</b>	<b>0</b>	<b>0.0</b>
<b>Assault Offenses (Total)</b>	<b>8</b>	<b>3.0</b>	<b>0</b>	<b>0.0</b>
Aggravated Assault	2	0.8	0	0.0
Simple Assault	2	0.8	0	0.0
Intimidation	4	1.5	0	0.0
Stalking	0	0.0	0	0.0
<b>Arson</b>	<b>0</b>	<b>0.0</b>	<b>0</b>	<b>0.0</b>
<b>Extortion/Blackmail</b>	<b>0</b>	<b>0.0</b>	<b>0</b>	<b>0.0</b>
<b>Burglary</b>	<b>2</b>	<b>0.8</b>	<b>1</b>	<b>50.0</b>
<b>Larceny/Theft Offenses (Total)</b>	<b>14</b>	<b>5.3</b>	<b>1</b>	<b>7.1</b>
Theft - Pocket-picking	0	0.0	0	0.0
Theft - Purse Snatching	0	0.0	0	0.0
Theft - Shoplifting	0	0.0	0	0.0
Theft From Building	0	0.0	0	0.0
Theft From Coin Machine	0	0.0	0	0.0
Theft From Motor Vehicle	0	0.0	0	0.0
Theft of Motor Vehicle Parts	0	0.0	0	0.0
Theft - All Other Larceny	14	5.3	1	7.1
<b>Motor Vehicle Theft</b>	<b>1</b>	<b>0.4</b>	<b>0</b>	<b>0.0</b>
<b>Counterfeiting/Forgery</b>	<b>1</b>	<b>0.4</b>	<b>1</b>	<b>100.0</b>
<b>Fraud Offenses (Total)</b>	<b>3</b>	<b>1.1</b>	<b>0</b>	<b>0.0</b>
Fraud - Computer Hacking/Invasion	0	0.0	0	0.0
Fraud - Credit Card/ATM	0	0.0	0	0.0
Fraud - False Pretenses	1	0.4	0	0.0
Fraud - Identity Theft	0	0.0	0	0.0
Fraud - Impersonation	0	0.0	0	0.0
Fraud - Welfare	0	0.0	0	0.0
Fraud - Wire	2	0.8	0	0.0
<b>Embezzlement</b>	<b>0</b>	<b>0.0</b>	<b>0</b>	<b>0.0</b>
<b>Stolen Property Offenses</b>	<b>0</b>	<b>0.0</b>	<b>0</b>	<b>0.0</b>
<b>Destruction/Damage/Vandalism</b>	<b>5</b>	<b>1.9</b>	<b>0</b>	<b>0.0</b>
<b>Drug/Narcotic Violations (Total)</b>	<b>1</b>	<b>0.4</b>	<b>1</b>	<b>100.0</b>
Drug/Narcotic Violations	1	0.4	1	100.0
Drug/Narcotic Equipment Violations	0	0.0	0	0.0

<b>GROUP A OFFENSES</b>	Offense	Rate per 1,000	Cleared	% Cleared
<b>Sex Offenses (Nonforcible) (Total)</b>	<b>0</b>	<b>0.0</b>	<b>0</b>	<b>0.0</b>
Incest	0	0.0	0	0.0
Statutory Rape	0	0.0	0	0.0
<b>Pornography/Obscene Material</b>	<b>0</b>	<b>0.0</b>	<b>0</b>	<b>0.0</b>
<b>Gambling Offenses (Total)</b>	<b>0</b>	<b>0.0</b>	<b>0</b>	<b>0.0</b>
Gambling - Betting/Wagering	0	0.0	0	0.0
Gambling - Operating/Promoting	0	0.0	0	0.0
Gambling - Equipment Violations	0	0.0	0	0.0
Gambling - Sports Tampering	0	0.0	0	0.0
<b>Prostitution Offenses (Total)</b>	<b>0</b>	<b>0.0</b>	<b>0</b>	<b>0.0</b>
Prostitution	0	0.0	0	0.0
Prostitution Assisting/Promoting	0	0.0	0	0.0
Purchasing Prostitution	0	0.0	0	0.0
<b>Human Trafficking Offenses (Total)</b>	<b>0</b>	<b>0.0</b>	<b>0</b>	<b>0.0</b>
Commercial Sex Acts	0	0.0	0	0.0
Involuntary Servitude	0	0.0	0	0.0
<b>Bribery</b>	<b>0</b>	<b>0.0</b>	<b>0</b>	<b>0.0</b>
<b>Weapon Law Violations</b>	<b>1</b>	<b>0.4</b>	<b>0</b>	<b>0.0</b>
<b>Animal Cruelty</b>	<b>0</b>	<b>0.0</b>	<b>0</b>	<b>0.0</b>

<b>GROUP B OFFENSES</b>	Offenses	Rate per 1,000
Bad Checks	0	0.0
Curfew/Vagrancy	0	0.0
Disorderly Conduct	1	0.0
DUI	0	0.0
Drunkenness	0	0.0
Family-Non Violent	0	0.0
Liquor Law Violations	0	0.0
Peeping Tom	0	0.0
Trespass	0	0.0
All Other Offenses	6	0.0

<b>2025 Fall Term Campus Population</b>	
Undergraduate Enrollment	1,710
Graduate Enrollment	70
Staff Personnel	629
Faculty Personnel	210
Security Personnel	18
<b>Total Campus Population</b>	<b>2,637</b>



## Vanderbilt University - 2025

GROUP A OFFENSES	Offense	Rate per 1,000	Cleared	% Cleared
<b>Homicide Offenses (Total)</b>	<b>0</b>	<b>0.0</b>	<b>0</b>	<b>0.0</b>
Murder	0	0.0	0	0.0
Negligent Manslaughter	0	0.0	0	0.0
Negligent Vehicular Manslaughter	0	0.0	0	0.0
<b>Kidnapping/Abduction</b>	<b>0</b>	<b>0.0</b>	<b>0</b>	<b>0.0</b>
<b>Sex Offenses (Forcible) (Total)</b>	<b>10</b>	<b>0.4</b>	<b>3</b>	<b>30.0</b>
Forcible Rape	4	0.1	1	25.0
Forcible Sodomy	1	0.0	1	100.0
Sexual Assault W/Object	0	0.0	0	0.0
Criminal Sexual Contact	5	0.2	1	20.0
<b>Robbery</b>	<b>3</b>	<b>0.1</b>	<b>2</b>	<b>66.7</b>
<b>Assault Offenses (Total)</b>	<b>229</b>	<b>8.6</b>	<b>173</b>	<b>75.5</b>
Aggravated Assault	11	0.4	10	90.9
Simple Assault	138	5.2	111	80.4
Intimidation	68	2.5	46	67.6
Stalking	12	0.4	6	50.0
<b>Arson</b>	<b>1</b>	<b>0.0</b>	<b>1</b>	<b>100.0</b>
<b>Extortion/Blackmail</b>	<b>4</b>	<b>0.1</b>	<b>0</b>	<b>0.0</b>
<b>Burglary</b>	<b>8</b>	<b>0.3</b>	<b>5</b>	<b>62.5</b>
<b>Larceny/Theft Offenses (Total)</b>	<b>275</b>	<b>10.3</b>	<b>63</b>	<b>22.9</b>
Theft - Pocket-picking	0	0.0	0	0.0
Theft - Purse Snatching	0	0.0	0	0.0
Theft - Shoplifting	81	3.0	35	43.2
Theft From Building	90	3.4	20	22.2
Theft From Coin Machine	0	0.0	0	0.0
Theft From Motor Vehicle	51	1.9	1	2.0
Theft of Motor Vehicle Parts	7	0.3	0	0.0
Theft - All Other Larceny	46	1.7	7	15.2
<b>Motor Vehicle Theft</b>	<b>74</b>	<b>2.8</b>	<b>23</b>	<b>31.1</b>
<b>Counterfeiting/Forgery</b>	<b>4</b>	<b>0.1</b>	<b>2</b>	<b>50.0</b>
<b>Fraud Offenses (Total)</b>	<b>24</b>	<b>0.9</b>	<b>10</b>	<b>41.7</b>
Fraud - Computer Hacking/Invasion	1	0.0	1	100.0
Fraud - Credit Card/ATM	2	0.1	0	0.0
Fraud - False Pretenses	13	0.5	5	38.5
Fraud - Identity Theft	0	0.0	0	0.0
Fraud - Impersonation	6	0.2	3	50.0
Fraud - Welfare	0	0.0	0	0.0
Fraud - Wire	2	0.1	1	50.0
<b>Embezzlement</b>	<b>2</b>	<b>0.1</b>	<b>1</b>	<b>50.0</b>
<b>Stolen Property Offenses</b>	<b>2</b>	<b>0.1</b>	<b>2</b>	<b>100.0</b>
<b>Destruction/Damage/Vandalism</b>	<b>30</b>	<b>1.1</b>	<b>12</b>	<b>40.0</b>
<b>Drug/Narcotic Violations (Total)</b>	<b>72</b>	<b>2.7</b>	<b>66</b>	<b>91.7</b>
Drug/Narcotic Violations	48	1.8	45	93.8
Drug/Narcotic Equipment Violations	24	0.9	21	87.5

GROUP A OFFENSES	Offense	Rate per 1,000	Cleared	% Cleared
<b>Sex Offenses (Nonforcible) (Total)</b>	<b>0</b>	<b>0.0</b>	<b>0</b>	<b>0.0</b>
Incest	0	0.0	0	0.0
Statutory Rape	0	0.0	0	0.0
<b>Pornography/Obscene Material</b>	<b>1</b>	<b>0.0</b>	<b>1</b>	<b>100.0</b>
<b>Gambling Offenses (Total)</b>	<b>0</b>	<b>0.0</b>	<b>0</b>	<b>0.0</b>
Gambling - Betting/Wagering	0	0.0	0	0.0
Gambling - Operating/Promoting	0	0.0	0	0.0
Gambling - Equipment Violations	0	0.0	0	0.0
Gambling - Sports Tampering	0	0.0	0	0.0
<b>Prostitution Offenses (Total)</b>	<b>0</b>	<b>0.0</b>	<b>0</b>	<b>0.0</b>
Prostitution	0	0.0	0	0.0
Prostitution Assisting/Promoting	0	0.0	0	0.0
Purchasing Prostitution	0	0.0	0	0.0
<b>Human Trafficking Offenses (Total)</b>	<b>0</b>	<b>0.0</b>	<b>0</b>	<b>0.0</b>
Commercial Sex Acts	0	0.0	0	0.0
Involuntary Servitude	0	0.0	0	0.0
<b>Bribery</b>	<b>0</b>	<b>0.0</b>	<b>0</b>	<b>0.0</b>
<b>Weapon Law Violations</b>	<b>4</b>	<b>0.1</b>	<b>3</b>	<b>75.0</b>
<b>Animal Cruelty</b>	<b>0</b>	<b>0.0</b>	<b>0</b>	<b>0.0</b>

GROUP B OFFENSES	Offenses	Rate per 1,000
Bad Checks	0	0.0
Curfew/Vagrancy	0	0.0
Disorderly Conduct	15	0.0
DUI	4	0.0
Drunkenness	10	0.0
Family-Non Violent	1	0.0
Liquor Law Violations	45	0.0
Peeping Tom	1	0.0
Trespass	31	0.0
All Other Offenses	6	0.0

2025 Fall Term Campus Population	
Undergraduate Enrollment	7,366
Graduate Enrollment	6,220
Staff Personnel	5,401
Faculty Personnel	7,358
Security Personnel	360
<b>Total Campus Population</b>	<b>26,705</b>



## Volunteer State Community College - 2025

GROUP A OFFENSES	Offense	Rate per 1,000	Cleared	% Cleared
<b>Homicide Offenses (Total)</b>	<b>0</b>	<b>0.0</b>	<b>0</b>	<b>0.0</b>
Murder	0	0.0	0	0.0
Negligent Manslaughter	0	0.0	0	0.0
Negligent Vehicular Manslaughter	0	0.0	0	0.0
<b>Kidnapping/Abduction</b>	<b>0</b>	<b>0.0</b>	<b>0</b>	<b>0.0</b>
<b>Sex Offenses (Forcible) (Total)</b>	<b>0</b>	<b>0.0</b>	<b>0</b>	<b>0.0</b>
Forcible Rape	0	0.0	0	0.0
Forcible Sodomy	0	0.0	0	0.0
Sexual Assault W/Object	0	0.0	0	0.0
Criminal Sexual Contact	0	0.0	0	0.0
<b>Robbery</b>	<b>0</b>	<b>0.0</b>	<b>0</b>	<b>0.0</b>
<b>Assault Offenses (Total)</b>	<b>6</b>	<b>1.1</b>	<b>0</b>	<b>0.0</b>
Aggravated Assault	0	0.0	0	0.0
Simple Assault	0	0.0	0	0.0
Intimidation	4	0.7	0	0.0
Stalking	2	0.4	0	0.0
<b>Arson</b>	<b>0</b>	<b>0.0</b>	<b>0</b>	<b>0.0</b>
<b>Extortion/Blackmail</b>	<b>0</b>	<b>0.0</b>	<b>0</b>	<b>0.0</b>
<b>Burglary</b>	<b>0</b>	<b>0.0</b>	<b>0</b>	<b>0.0</b>
<b>Larceny/Theft Offenses (Total)</b>	<b>0</b>	<b>0.0</b>	<b>0</b>	<b>0.0</b>
Theft - Pocket-picking	0	0.0	0	0.0
Theft - Purse Snatching	0	0.0	0	0.0
Theft - Shoplifting	0	0.0	0	0.0
Theft From Building	0	0.0	0	0.0
Theft From Coin Machine	0	0.0	0	0.0
Theft From Motor Vehicle	0	0.0	0	0.0
Theft of Motor Vehicle Parts	0	0.0	0	0.0
Theft - All Other Larceny	0	0.0	0	0.0
<b>Motor Vehicle Theft</b>	<b>0</b>	<b>0.0</b>	<b>0</b>	<b>0.0</b>
<b>Counterfeiting/Forgery</b>	<b>0</b>	<b>0.0</b>	<b>0</b>	<b>0.0</b>
<b>Fraud Offenses (Total)</b>	<b>1</b>	<b>0.2</b>	<b>0</b>	<b>0.0</b>
Fraud - Computer Hacking/Invasion	0	0.0	0	0.0
Fraud - Credit Card/ATM	0	0.0	0	0.0
Fraud - False Pretenses	0	0.0	0	0.0
Fraud - Identity Theft	0	0.0	0	0.0
Fraud - Impersonation	0	0.0	0	0.0
Fraud - Welfare	0	0.0	0	0.0
Fraud - Wire	1	0.2	0	0.0
<b>Embezzlement</b>	<b>0</b>	<b>0.0</b>	<b>0</b>	<b>0.0</b>
<b>Stolen Property Offenses</b>	<b>0</b>	<b>0.0</b>	<b>0</b>	<b>0.0</b>
<b>Destruction/Damage/Vandalism</b>	<b>3</b>	<b>0.5</b>	<b>0</b>	<b>0.0</b>
<b>Drug/Narcotic Violations (Total)</b>	<b>0</b>	<b>0.0</b>	<b>0</b>	<b>0.0</b>
Drug/Narcotic Violations	0	0.0	0	0.0
Drug/Narcotic Equipment Violations	0	0.0	0	0.0

GROUP A OFFENSES	Offense	Rate per 1,000	Cleared	% Cleared
<b>Sex Offenses (Nonforcible) (Total)</b>	<b>0</b>	<b>0.0</b>	<b>0</b>	<b>0.0</b>
Incest	0	0.0	0	0.0
Statutory Rape	0	0.0	0	0.0
<b>Pornography/Obscene Material</b>	<b>0</b>	<b>0.0</b>	<b>0</b>	<b>0.0</b>
<b>Gambling Offenses (Total)</b>	<b>0</b>	<b>0.0</b>	<b>0</b>	<b>0.0</b>
Gambling - Betting/Wagering	0	0.0	0	0.0
Gambling - Operating/Promoting	0	0.0	0	0.0
Gambling - Equipment Violations	0	0.0	0	0.0
Gambling - Sports Tampering	0	0.0	0	0.0
<b>Prostitution Offenses (Total)</b>	<b>0</b>	<b>0.0</b>	<b>0</b>	<b>0.0</b>
Prostitution	0	0.0	0	0.0
Prostitution Assisting/Promoting	0	0.0	0	0.0
Purchasing Prostitution	0	0.0	0	0.0
<b>Human Trafficking Offenses (Total)</b>	<b>0</b>	<b>0.0</b>	<b>0</b>	<b>0.0</b>
Commercial Sex Acts	0	0.0	0	0.0
Involuntary Servitude	0	0.0	0	0.0
<b>Bribery</b>	<b>0</b>	<b>0.0</b>	<b>0</b>	<b>0.0</b>
<b>Weapon Law Violations</b>	<b>0</b>	<b>0.0</b>	<b>0</b>	<b>0.0</b>
<b>Animal Cruelty</b>	<b>0</b>	<b>0.0</b>	<b>0</b>	<b>0.0</b>

GROUP B OFFENSES	Offenses	Rate per 1,000
Bad Checks	0	0.0
Curfew/Vagrancy	0	0.0
Disorderly Conduct	0	0.0
DUI	0	0.0
Drunkenness	0	0.0
Family-Non Violent	0	0.0
Liquor Law Violations	0	0.0
Peeping Tom	0	0.0
Trespass	0	0.0
All Other Offenses	0	0.0

2025 Fall Term Campus Population	
Undergraduate Enrollment	4,800
Graduate Enrollment	0
Staff Personnel	273
Faculty Personnel	391
Security Personnel	29
<b>Total Campus Population</b>	<b>5,493</b>



Walters State Community College - 2025

GROUP A OFFENSES	Offense	Rate per 1,000	Cleared	% Cleared
<b>Homicide Offenses (Total)</b>	<b>0</b>	<b>0.0</b>	<b>0</b>	<b>0.0</b>
Murder	0	0.0	0	0.0
Negligent Manslaughter	0	0.0	0	0.0
Negligent Vehicular Manslaughter	0	0.0	0	0.0
<b>Kidnapping/Abduction</b>	<b>0</b>	<b>0.0</b>	<b>0</b>	<b>0.0</b>
<b>Sex Offenses (Forcible) (Total)</b>	<b>0</b>	<b>0.0</b>	<b>0</b>	<b>0.0</b>
Forcible Rape	0	0.0	0	0.0
Forcible Sodomy	0	0.0	0	0.0
Sexual Assault W/Object	0	0.0	0	0.0
Criminal Sexual Contact	0	0.0	0	0.0
<b>Robbery</b>	<b>0</b>	<b>0.0</b>	<b>0</b>	<b>0.0</b>
<b>Assault Offenses (Total)</b>	<b>2</b>	<b>0.5</b>	<b>2</b>	<b>100.0</b>
Aggravated Assault	0	0.0	0	0.0
Simple Assault	1	0.2	1	100.0
Intimidation	1	0.2	1	100.0
Stalking	0	0.0	0	0.0
<b>Arson</b>	<b>0</b>	<b>0.0</b>	<b>0</b>	<b>0.0</b>
<b>Extortion/Blackmail</b>	<b>0</b>	<b>0.0</b>	<b>0</b>	<b>0.0</b>
<b>Burglary</b>	<b>0</b>	<b>0.0</b>	<b>0</b>	<b>0.0</b>
<b>Larceny/Theft Offenses (Total)</b>	<b>1</b>	<b>0.2</b>	<b>0</b>	<b>0.0</b>
Theft - Pocket-picking	0	0.0	0	0.0
Theft - Purse Snatching	0	0.0	0	0.0
Theft - Shoplifting	0	0.0	0	0.0
Theft From Building	0	0.0	0	0.0
Theft From Coin Machine	0	0.0	0	0.0
Theft From Motor Vehicle	0	0.0	0	0.0
Theft of Motor Vehicle Parts	0	0.0	0	0.0
Theft - All Other Larceny	1	0.2	0	0.0
<b>Motor Vehicle Theft</b>	<b>0</b>	<b>0.0</b>	<b>0</b>	<b>0.0</b>
<b>Counterfeiting/Forgery</b>	<b>0</b>	<b>0.0</b>	<b>0</b>	<b>0.0</b>
<b>Fraud Offenses (Total)</b>	<b>0</b>	<b>0.0</b>	<b>0</b>	<b>0.0</b>
Fraud - Computer Hacking/Invasion	0	0.0	0	0.0
Fraud - Credit Card/ATM	0	0.0	0	0.0
Fraud - False Pretenses	0	0.0	0	0.0
Fraud - Identity Theft	0	0.0	0	0.0
Fraud - Impersonation	0	0.0	0	0.0
Fraud - Welfare	0	0.0	0	0.0
Fraud - Wire	0	0.0	0	0.0
<b>Embezzlement</b>	<b>0</b>	<b>0.0</b>	<b>0</b>	<b>0.0</b>
<b>Stolen Property Offenses</b>	<b>0</b>	<b>0.0</b>	<b>0</b>	<b>0.0</b>
<b>Destruction/Damage/Vandalism</b>	<b>0</b>	<b>0.0</b>	<b>0</b>	<b>0.0</b>
<b>Drug/Narcotic Violations (Total)</b>	<b>0</b>	<b>0.0</b>	<b>0</b>	<b>0.0</b>
Drug/Narcotic Violations	0	0.0	0	0.0
Drug/Narcotic Equipment Violations	0	0.0	0	0.0

GROUP A OFFENSES	Offense	Rate per 1,000	Cleared	% Cleared
<b>Sex Offenses (Nonforcible) (Total)</b>	<b>0</b>	<b>0.0</b>	<b>0</b>	<b>0.0</b>
Incest	0	0.0	0	0.0
Statutory Rape	0	0.0	0	0.0
<b>Pornography/Obscene Material</b>	<b>0</b>	<b>0.0</b>	<b>0</b>	<b>0.0</b>
<b>Gambling Offenses (Total)</b>	<b>0</b>	<b>0.0</b>	<b>0</b>	<b>0.0</b>
Gambling - Betting/Wagering	0	0.0	0	0.0
Gambling - Operating/Promoting	0	0.0	0	0.0
Gambling - Equipment Violations	0	0.0	0	0.0
Gambling - Sports Tampering	0	0.0	0	0.0
<b>Prostitution Offenses (Total)</b>	<b>0</b>	<b>0.0</b>	<b>0</b>	<b>0.0</b>
Prostitution	0	0.0	0	0.0
Prostitution Assisting/Promoting	0	0.0	0	0.0
Purchasing Prostitution	0	0.0	0	0.0
<b>Human Trafficking Offenses (Total)</b>	<b>0</b>	<b>0.0</b>	<b>0</b>	<b>0.0</b>
Commercial Sex Acts	0	0.0	0	0.0
Involuntary Servitude	0	0.0	0	0.0
<b>Bribery</b>	<b>0</b>	<b>0.0</b>	<b>0</b>	<b>0.0</b>
<b>Weapon Law Violations</b>	<b>0</b>	<b>0.0</b>	<b>0</b>	<b>0.0</b>
<b>Animal Cruelty</b>	<b>0</b>	<b>0.0</b>	<b>0</b>	<b>0.0</b>

GROUP B OFFENSES	Offenses	Rate per 1,000
Bad Checks	0	0.0
Curfew/Vagrancy	0	0.0
Disorderly Conduct	0	0.0
DUI	0	0.0
Drunkenness	0	0.0
Family-Non Violent	0	0.0
Liquor Law Violations	0	0.0
Peeping Tom	0	0.0
Trespass	0	0.0
All Other Offenses	0	0.0

2025 Fall Term Campus Population	
Undergraduate Enrollment	3,672
Graduate Enrollment	0
Staff Personnel	263
Faculty Personnel	283
Security Personnel	10
<b>Total Campus Population</b>	<b>4,228</b>



## Welch College - 2025

GROUP A OFFENSES	Offense	Rate per 1,000	Cleared	% Cleared
<b>Homicide Offenses (Total)</b>	<b>0</b>	<b>0.0</b>	<b>0</b>	<b>0.0</b>
Murder	0	0.0	0	0.0
Negligent Manslaughter	0	0.0	0	0.0
Negligent Vehicular Manslaughter	0	0.0	0	0.0
<b>Kidnapping/Abduction</b>	<b>0</b>	<b>0.0</b>	<b>0</b>	<b>0.0</b>
<b>Sex Offenses (Forcible) (Total)</b>	<b>0</b>	<b>0.0</b>	<b>0</b>	<b>0.0</b>
Forcible Rape	0	0.0	0	0.0
Forcible Sodomy	0	0.0	0	0.0
Sexual Assault W/Object	0	0.0	0	0.0
Criminal Sexual Contact	0	0.0	0	0.0
<b>Robbery</b>	<b>0</b>	<b>0.0</b>	<b>0</b>	<b>0.0</b>
<b>Assault Offenses (Total)</b>	<b>0</b>	<b>0.0</b>	<b>0</b>	<b>0.0</b>
Aggravated Assault	0	0.0	0	0.0
Simple Assault	0	0.0	0	0.0
Intimidation	0	0.0	0	0.0
Stalking	0	0.0	0	0.0
<b>Arson</b>	<b>0</b>	<b>0.0</b>	<b>0</b>	<b>0.0</b>
<b>Extortion/Blackmail</b>	<b>0</b>	<b>0.0</b>	<b>0</b>	<b>0.0</b>
<b>Burglary</b>	<b>0</b>	<b>0.0</b>	<b>0</b>	<b>0.0</b>
<b>Larceny/Theft Offenses (Total)</b>	<b>0</b>	<b>0.0</b>	<b>0</b>	<b>0.0</b>
Theft - Pocket-picking	0	0.0	0	0.0
Theft - Purse Snatching	0	0.0	0	0.0
Theft - Shoplifting	0	0.0	0	0.0
Theft From Building	0	0.0	0	0.0
Theft From Coin Machine	0	0.0	0	0.0
Theft From Motor Vehicle	0	0.0	0	0.0
Theft of Motor Vehicle Parts	0	0.0	0	0.0
Theft - All Other Larceny	0	0.0	0	0.0
<b>Motor Vehicle Theft</b>	<b>0</b>	<b>0.0</b>	<b>0</b>	<b>0.0</b>
<b>Counterfeiting/Forgery</b>	<b>0</b>	<b>0.0</b>	<b>0</b>	<b>0.0</b>
<b>Fraud Offenses (Total)</b>	<b>0</b>	<b>0.0</b>	<b>0</b>	<b>0.0</b>
Fraud - Computer Hacking/Invasion	0	0.0	0	0.0
Fraud - Credit Card/ATM	0	0.0	0	0.0
Fraud - False Pretenses	0	0.0	0	0.0
Fraud - Identity Theft	0	0.0	0	0.0
Fraud - Impersonation	0	0.0	0	0.0
Fraud - Welfare	0	0.0	0	0.0
Fraud - Wire	0	0.0	0	0.0
<b>Embezzlement</b>	<b>0</b>	<b>0.0</b>	<b>0</b>	<b>0.0</b>
<b>Stolen Property Offenses</b>	<b>0</b>	<b>0.0</b>	<b>0</b>	<b>0.0</b>
<b>Destruction/Damage/Vandalism</b>	<b>0</b>	<b>0.0</b>	<b>0</b>	<b>0.0</b>
<b>Drug/Narcotic Violations (Total)</b>	<b>0</b>	<b>0.0</b>	<b>0</b>	<b>0.0</b>
Drug/Narcotic Violations	0	0.0	0	0.0
Drug/Narcotic Equipment Violations	0	0.0	0	0.0

GROUP A OFFENSES	Offense	Rate per 1,000	Cleared	% Cleared
<b>Sex Offenses (Nonforcible) (Total)</b>	<b>0</b>	<b>0.0</b>	<b>0</b>	<b>0.0</b>
Incest	0	0.0	0	0.0
Statutory Rape	0	0.0	0	0.0
<b>Pornography/Obscene Material</b>	<b>0</b>	<b>0.0</b>	<b>0</b>	<b>0.0</b>
<b>Gambling Offenses (Total)</b>	<b>0</b>	<b>0.0</b>	<b>0</b>	<b>0.0</b>
Gambling - Betting/Wagering	0	0.0	0	0.0
Gambling - Operating/Promoting	0	0.0	0	0.0
Gambling - Equipment Violations	0	0.0	0	0.0
Gambling - Sports Tampering	0	0.0	0	0.0
<b>Prostitution Offenses (Total)</b>	<b>0</b>	<b>0.0</b>	<b>0</b>	<b>0.0</b>
Prostitution	0	0.0	0	0.0
Prostitution Assisting/Promoting	0	0.0	0	0.0
Purchasing Prostitution	0	0.0	0	0.0
<b>Human Trafficking Offenses (Total)</b>	<b>0</b>	<b>0.0</b>	<b>0</b>	<b>0.0</b>
Commercial Sex Acts	0	0.0	0	0.0
Involuntary Servitude	0	0.0	0	0.0
<b>Bribery</b>	<b>0</b>	<b>0.0</b>	<b>0</b>	<b>0.0</b>
<b>Weapon Law Violations</b>	<b>0</b>	<b>0.0</b>	<b>0</b>	<b>0.0</b>
<b>Animal Cruelty</b>	<b>0</b>	<b>0.0</b>	<b>0</b>	<b>0.0</b>

GROUP B OFFENSES	Offenses	Rate per 1,000
Bad Checks	0	0.0
Curfew/Vagrancy	0	0.0
Disorderly Conduct	0	0.0
DUI	0	0.0
Drunkenness	0	0.0
Family-Non Violent	0	0.0
Liquor Law Violations	0	0.0
Peeping Tom	0	0.0
Trespass	0	0.0
All Other Offenses	0	0.0

2025 Fall Term Campus Population	
Undergraduate Enrollment	214
Graduate Enrollment	61
Staff Personnel	37
Faculty Personnel	48
Security Personnel	8
<b>Total Campus Population</b>	<b>368</b>





# Crime on Campus **2025**

**Off-Campus Institutions**

**Austin Peay State University - 2025**

<b>GROUP A OFFENSES</b>	Total # of Incidents	Total # of Clearances
<b>Arson</b>	<b>0</b>	<b>0</b>
<b>Assault</b>	<b>17</b>	<b>7</b>
Aggravated Assault	1	1
Simple Assault	14	5
Intimidation	2	1
Stalking	0	0
<b>Bribery</b>	<b>0</b>	<b>0</b>
<b>Burglary</b>	<b>2</b>	<b>0</b>
<b>Counterfeiting/Forgery</b>	<b>1</b>	<b>0</b>
<b>Destruction/Damage/Vandalism</b>	<b>6</b>	<b>0</b>
<b>Drug/Narcotic Offenses</b>	<b>0</b>	<b>0</b>
Drug/Narcotic Violations	0	0
Drug/Narcotic Equipment Violations	0	0
<b>Embezzlement</b>	<b>0</b>	<b>0</b>
<b>Extortion/Blackmail</b>	<b>1</b>	<b>0</b>
<b>Fraud Offenses</b>	<b>5</b>	<b>0</b>
Fraud - Computer Hacking/Invasion	0	0
Fraud - Credit Card/ATM	0	0
Fraud - False Pretenses	5	0
Fraud - Identity Theft	0	0
Fraud - Impersonation	0	0
Fraud - Welfare	0	0
Fraud - Wire	0	0
<b>Gambling Offenses</b>	<b>0</b>	<b>0</b>
Gambling - Betting/Wagering	0	0
Gambling - Operating/Promoting	0	0
Gambling - Equipment Violations	0	0
Gambling - Sports Tampering	0	0
<b>Homicide Offenses</b>	<b>0</b>	<b>0</b>
Murder	0	0
Negligent Manslaughter	0	0
Negligent Vehicular Manslaughter	0	0
<b>Motor Vehicle Theft</b>	<b>5</b>	<b>0</b>
<b>Pornography/Obscene Material</b>	<b>0</b>	<b>0</b>
<b>Robbery</b>	<b>0</b>	<b>0</b>
<b>Stolen Property Offenses</b>	<b>0</b>	<b>0</b>
<b>Weapon Law Violations</b>	<b>0</b>	<b>0</b>
<b>Kidnapping/Abduction</b>	<b>0</b>	<b>0</b>

<b>GROUP A OFFENSES</b>	Total # of Incidents	Total # of Clearances
<b>Larceny/Theft Offenses</b>	<b>6</b>	<b>0</b>
Theft - Pocket-picking	0	0
Theft - Purse Snatching	0	0
Theft - Shoplifting	0	0
Theft From Building	1	0
Theft From Coin Machine	0	0
Theft From Motor Vehicle	3	0
Theft of Motor Vehicle Parts	0	0
Theft - All Other Larceny	2	0
<b>Prostitution Offenses</b>	<b>0</b>	<b>0</b>
Prostitution	0	0
Prostitution Assisting/Promoting	0	0
Purchasing Prostitution	0	0
<b>Sex Offenses, Forcible</b>	<b>3</b>	<b>0</b>
Forcible Rape	2	0
Forcible Sodomy	0	0
Sexual Assault W/Object	0	0
Criminal Sexual Contact	1	0
<b>Sex Offenses, Non Forcible</b>	<b>0</b>	<b>0</b>
Incest	0	0
Statutory Rape	0	0
<b>Human Trafficking Offenses</b>	<b>0</b>	<b>0</b>
Commercial Sex Acts	0	0
Involuntary Servitude	0	0

Reporting Agency:



**East Tennessee State University - 2025**

GROUP A OFFENSES	Total # of Incidents	Total # of Clearances
<b>Arson</b>	<b>1</b>	<b>0</b>
<b>Assault</b>	<b>3</b>	<b>2</b>
Aggravated Assault	0	0
Simple Assault	1	0
Intimidation	2	2
Stalking	0	0
<b>Bribery</b>	<b>0</b>	<b>0</b>
<b>Burglary</b>	<b>0</b>	<b>0</b>
<b>Counterfeiting/Forgery</b>	<b>0</b>	<b>0</b>
<b>Destruction/Damage/Vandalism</b>	<b>0</b>	<b>0</b>
<b>Drug/Narcotic Offenses</b>	<b>0</b>	<b>0</b>
Drug/Narcotic Violations	0	0
Drug/Narcotic Equipment Violations	0	0
<b>Embezzlement</b>	<b>0</b>	<b>0</b>
<b>Extortion/Blackmail</b>	<b>0</b>	<b>0</b>
<b>Fraud Offenses</b>	<b>1</b>	<b>0</b>
Fraud - Computer Hacking/Invasion	0	0
Fraud - Credit Card/ATM	0	0
Fraud - False Pretenses	0	0
Fraud - Identity Theft	0	0
Fraud - Impersonation	1	0
Fraud - Welfare	0	0
Fraud - Wire	0	0
<b>Gambling Offenses</b>	<b>0</b>	<b>0</b>
Gambling - Betting/Wagering	0	0
Gambling - Operating/Promoting	0	0
Gambling - Equipment Violations	0	0
Gambling - Sports Tampering	0	0
<b>Homicide Offenses</b>	<b>0</b>	<b>0</b>
Murder	0	0
Negligent Manslaughter	0	0
Negligent Vehicular Manslaughter	0	0
<b>Motor Vehicle Theft</b>	<b>0</b>	<b>0</b>
<b>Pornography/Obscene Material</b>	<b>0</b>	<b>0</b>
<b>Robbery</b>	<b>0</b>	<b>0</b>
<b>Stolen Property Offenses</b>	<b>0</b>	<b>0</b>
<b>Weapon Law Violations</b>	<b>0</b>	<b>0</b>
<b>Kidnapping/Abduction</b>	<b>0</b>	<b>0</b>

GROUP A OFFENSES	Total # of Incidents	Total # of Clearances
<b>Larceny/Theft Offenses</b>	<b>8</b>	<b>1</b>
Theft - Pocket-picking	0	0
Theft - Purse Snatching	0	0
Theft - Shoplifting	0	0
Theft From Building	3	0
Theft From Coin Machine	0	0
Theft From Motor Vehicle	0	0
Theft of Motor Vehicle Parts	1	0
Theft - All Other Larceny	4	1
<b>Prostitution Offenses</b>	<b>0</b>	<b>0</b>
Prostitution	0	0
Prostitution Assisting/Promoting	0	0
Purchasing Prostitution	0	0
<b>Sex Offenses, Forcible</b>	<b>0</b>	<b>0</b>
Forcible Rape	0	0
Forcible Sodomy	0	0
Sexual Assault W/Object	0	0
Criminal Sexual Contact	0	0
<b>Sex Offenses, Non Forcible</b>	<b>0</b>	<b>0</b>
Incest	0	0
Statutory Rape	0	0
<b>Human Trafficking Offenses</b>	<b>0</b>	<b>0</b>
Commercial Sex Acts	0	0
Involuntary Servitude	0	0

Reporting Agency:



**Southwest Tennessee Community College - 2025**

GROUP A OFFENSES	Total # of Incidents	Total # of Clearances
<b>Arson</b>	<b>0</b>	<b>0</b>
<b>Assault</b>	<b>1</b>	<b>0</b>
Aggravated Assault	0	0
Simple Assault	0	0
Intimidation	1	0
Stalking	0	0
<b>Bribery</b>	<b>0</b>	<b>0</b>
<b>Burglary</b>	<b>0</b>	<b>0</b>
<b>Counterfeiting/Forgery</b>	<b>0</b>	<b>0</b>
<b>Destruction/Damage/Vandalism</b>	<b>0</b>	<b>0</b>
<b>Drug/Narcotic Offenses</b>	<b>0</b>	<b>0</b>
Drug/Narcotic Violations	0	0
Drug/Narcotic Equipment Violations	0	0
<b>Embezzlement</b>	<b>0</b>	<b>0</b>
<b>Extortion/Blackmail</b>	<b>0</b>	<b>0</b>
<b>Fraud Offenses</b>	<b>0</b>	<b>0</b>
Fraud - Computer Hacking/Invasion	0	0
Fraud - Credit Card/ATM	0	0
Fraud - False Pretenses	0	0
Fraud - Identity Theft	0	0
Fraud - Impersonation	0	0
Fraud - Welfare	0	0
Fraud - Wire	0	0
<b>Gambling Offenses</b>	<b>0</b>	<b>0</b>
Gambling - Betting/Wagering	0	0
Gambling - Operating/Promoting	0	0
Gambling - Equipment Violations	0	0
Gambling - Sports Tampering	0	0
<b>Homicide Offenses</b>	<b>0</b>	<b>0</b>
Murder	0	0
Negligent Manslaughter	0	0
Negligent Vehicular Manslaughter	0	0
<b>Motor Vehicle Theft</b>	<b>0</b>	<b>0</b>
<b>Pornography/Obscene Material</b>	<b>0</b>	<b>0</b>
<b>Robbery</b>	<b>0</b>	<b>0</b>
<b>Stolen Property Offenses</b>	<b>0</b>	<b>0</b>
<b>Weapon Law Violations</b>	<b>0</b>	<b>0</b>
<b>Kidnapping/Abduction</b>	<b>0</b>	<b>0</b>

GROUP A OFFENSES	Total # of Incidents	Total # of Clearances
<b>Larceny/Theft Offenses</b>	<b>0</b>	<b>0</b>
Theft - Pocket-picking	0	0
Theft - Purse Snatching	0	0
Theft - Shoplifting	0	0
Theft From Building	0	0
Theft From Coin Machine	0	0
Theft From Motor Vehicle	0	0
Theft of Motor Vehicle Parts	0	0
Theft - All Other Larceny	0	0
<b>Prostitution Offenses</b>	<b>0</b>	<b>0</b>
Prostitution	0	0
Prostitution Assisting/Promoting	0	0
Purchasing Prostitution	0	0
<b>Sex Offenses, Forcible</b>	<b>0</b>	<b>0</b>
Forcible Rape	0	0
Forcible Sodomy	0	0
Sexual Assault W/Object	0	0
Criminal Sexual Contact	0	0
<b>Sex Offenses, Non Forcible</b>	<b>0</b>	<b>0</b>
Incest	0	0
Statutory Rape	0	0
<b>Human Trafficking Offenses</b>	<b>0</b>	<b>0</b>
Commercial Sex Acts	0	0
Involuntary Servitude	0	0

Reporting Agency:



University of Memphis - 2025

GROUP A OFFENSES	Total # of Incidents	Total # of Clearances
<b>Arson</b>	<b>0</b>	<b>0</b>
<b>Assault</b>	<b>1</b>	<b>1</b>
Aggravated Assault	1	1
Simple Assault	0	0
Intimidation	0	0
Stalking	0	0
<b>Bribery</b>	<b>0</b>	<b>0</b>
<b>Burglary</b>	<b>0</b>	<b>0</b>
<b>Counterfeiting/Forgery</b>	<b>0</b>	<b>0</b>
<b>Destruction/Damage/Vandalism</b>	<b>0</b>	<b>0</b>
<b>Drug/Narcotic Offenses</b>	<b>0</b>	<b>0</b>
Drug/Narcotic Violations	0	0
Drug/Narcotic Equipment Violations	0	0
<b>Embezzlement</b>	<b>0</b>	<b>0</b>
<b>Extortion/Blackmail</b>	<b>0</b>	<b>0</b>
<b>Fraud Offenses</b>	<b>0</b>	<b>0</b>
Fraud - Computer Hacking/Invasion	0	0
Fraud - Credit Card/ATM	0	0
Fraud - False Pretenses	0	0
Fraud - Identity Theft	0	0
Fraud - Impersonation	0	0
Fraud - Welfare	0	0
Fraud - Wire	0	0
<b>Gambling Offenses</b>	<b>0</b>	<b>0</b>
Gambling - Betting/Wagering	0	0
Gambling - Operating/Promoting	0	0
Gambling - Equipment Violations	0	0
Gambling - Sports Tampering	0	0
<b>Homicide Offenses</b>	<b>0</b>	<b>0</b>
Murder	0	0
Negligent Manslaughter	0	0
Negligent Vehicular Manslaughter	0	0
<b>Motor Vehicle Theft</b>	<b>0</b>	<b>0</b>
<b>Pornography/Obscene Material</b>	<b>0</b>	<b>0</b>
<b>Robbery</b>	<b>0</b>	<b>0</b>
<b>Stolen Property Offenses</b>	<b>0</b>	<b>0</b>
<b>Weapon Law Violations</b>	<b>0</b>	<b>0</b>
<b>Kidnapping/Abduction</b>	<b>0</b>	<b>0</b>

GROUP A OFFENSES	Total # of Incidents	Total # of Clearances
<b>Larceny/Theft Offenses</b>	<b>0</b>	<b>0</b>
Theft - Pocket-picking	0	0
Theft - Purse Snatching	0	0
Theft - Shoplifting	0	0
Theft From Building	0	0
Theft From Coin Machine	0	0
Theft From Motor Vehicle	0	0
Theft of Motor Vehicle Parts	0	0
Theft - All Other Larceny	0	0
<b>Prostitution Offenses</b>	<b>0</b>	<b>0</b>
Prostitution	0	0
Prostitution Assisting/Promoting	0	0
Purchasing Prostitution	0	0
<b>Sex Offenses, Forcible</b>	<b>0</b>	<b>0</b>
Forcible Rape	0	0
Forcible Sodomy	0	0
Sexual Assault W/Object	0	0
Criminal Sexual Contact	0	0
<b>Sex Offenses, Non Forcible</b>	<b>0</b>	<b>0</b>
Incest	0	0
Statutory Rape	0	0
<b>Human Trafficking Offenses</b>	<b>0</b>	<b>0</b>
Commercial Sex Acts	0	0
Involuntary Servitude	0	0

Reporting Agency:



University of Tennessee Health Sciences Center - 2025

GROUP A OFFENSES	Total # of Incidents	Total # of Clearances
<b>Arson</b>	<b>0</b>	<b>0</b>
<b>Assault</b>	<b>1</b>	<b>1</b>
Aggravated Assault	0	0
Simple Assault	1	1
Intimidation	0	0
Stalking	0	0
<b>Bribery</b>	<b>0</b>	<b>0</b>
<b>Burglary</b>	<b>0</b>	<b>0</b>
<b>Counterfeiting/Forgery</b>	<b>0</b>	<b>0</b>
<b>Destruction/Damage/Vandalism</b>	<b>0</b>	<b>0</b>
<b>Drug/Narcotic Offenses</b>	<b>0</b>	<b>0</b>
Drug/Narcotic Violations	0	0
Drug/Narcotic Equipment Violations	0	0
<b>Embezzlement</b>	<b>0</b>	<b>0</b>
<b>Extortion/Blackmail</b>	<b>0</b>	<b>0</b>
<b>Fraud Offenses</b>	<b>0</b>	<b>0</b>
Fraud - Computer Hacking/Invasion	0	0
Fraud - Credit Card/ATM	0	0
Fraud - False Pretenses	0	0
Fraud - Identity Theft	0	0
Fraud - Impersonation	0	0
Fraud - Welfare	0	0
Fraud - Wire	0	0
<b>Gambling Offenses</b>	<b>0</b>	<b>0</b>
Gambling - Betting/Wagering	0	0
Gambling - Operating/Promoting	0	0
Gambling - Equipment Violations	0	0
Gambling - Sports Tampering	0	0
<b>Homicide Offenses</b>	<b>0</b>	<b>0</b>
Murder	0	0
Negligent Manslaughter	0	0
Negligent Vehicular Manslaughter	0	0
<b>Motor Vehicle Theft</b>	<b>0</b>	<b>0</b>
<b>Pornography/Obscene Material</b>	<b>0</b>	<b>0</b>
<b>Robbery</b>	<b>0</b>	<b>0</b>
<b>Stolen Property Offenses</b>	<b>0</b>	<b>0</b>
<b>Weapon Law Violations</b>	<b>0</b>	<b>0</b>
<b>Kidnapping/Abduction</b>	<b>0</b>	<b>0</b>

GROUP A OFFENSES	Total # of Incidents	Total # of Clearances
<b>Larceny/Theft Offenses</b>	<b>0</b>	<b>0</b>
Theft - Pocket-picking	0	0
Theft - Purse Snatching	0	0
Theft - Shoplifting	0	0
Theft From Building	0	0
Theft From Coin Machine	0	0
Theft From Motor Vehicle	0	0
Theft of Motor Vehicle Parts	0	0
Theft - All Other Larceny	0	0
<b>Prostitution Offenses</b>	<b>0</b>	<b>0</b>
Prostitution	0	0
Prostitution Assisting/Promoting	0	0
Purchasing Prostitution	0	0
<b>Sex Offenses, Forcible</b>	<b>0</b>	<b>0</b>
Forcible Rape	0	0
Forcible Sodomy	0	0
Sexual Assault W/Object	0	0
Criminal Sexual Contact	0	0
<b>Sex Offenses, Non Forcible</b>	<b>0</b>	<b>0</b>
Incest	0	0
Statutory Rape	0	0
<b>Human Trafficking Offenses</b>	<b>0</b>	<b>0</b>
Commercial Sex Acts	0	0
Involuntary Servitude	0	0

Reporting Agency:



**Walters State Community College - 2025**

GROUP A OFFENSES	Total # of Incidents	Total # of Clearances
<b>Arson</b>	<b>0</b>	<b>0</b>
<b>Assault</b>	<b>1</b>	<b>1</b>
Aggravated Assault	0	0
Simple Assault	0	0
Intimidation	1	1
Stalking	0	0
<b>Bribery</b>	<b>0</b>	<b>0</b>
<b>Burglary</b>	<b>0</b>	<b>0</b>
<b>Counterfeiting/Forgery</b>	<b>0</b>	<b>0</b>
<b>Destruction/Damage/Vandalism</b>	<b>0</b>	<b>0</b>
<b>Drug/Narcotic Offenses</b>	<b>0</b>	<b>0</b>
Drug/Narcotic Violations	0	0
Drug/Narcotic Equipment Violations	0	0
<b>Embezzlement</b>	<b>0</b>	<b>0</b>
<b>Extortion/Blackmail</b>	<b>0</b>	<b>0</b>
<b>Fraud Offenses</b>	<b>0</b>	<b>0</b>
Fraud - Computer Hacking/Invasion	0	0
Fraud - Credit Card/ATM	0	0
Fraud - False Pretenses	0	0
Fraud - Identity Theft	0	0
Fraud - Impersonation	0	0
Fraud - Welfare	0	0
Fraud - Wire	0	0
<b>Gambling Offenses</b>	<b>0</b>	<b>0</b>
Gambling - Betting/Wagering	0	0
Gambling - Operating/Promoting	0	0
Gambling - Equipment Violations	0	0
Gambling - Sports Tampering	0	0
<b>Homicide Offenses</b>	<b>0</b>	<b>0</b>
Murder	0	0
Negligent Manslaughter	0	0
Negligent Vehicular Manslaughter	0	0
<b>Motor Vehicle Theft</b>	<b>0</b>	<b>0</b>
<b>Pornography/Obscene Material</b>	<b>0</b>	<b>0</b>
<b>Robbery</b>	<b>0</b>	<b>0</b>
<b>Stolen Property Offenses</b>	<b>0</b>	<b>0</b>
<b>Weapon Law Violations</b>	<b>0</b>	<b>0</b>
<b>Kidnapping/Abduction</b>	<b>0</b>	<b>0</b>

GROUP A OFFENSES	Total # of Incidents	Total # of Clearances
<b>Larceny/Theft Offenses</b>	<b>0</b>	<b>0</b>
Theft - Pocket-picking	0	0
Theft - Purse Snatching	0	0
Theft - Shoplifting	0	0
Theft From Building	0	0
Theft From Coin Machine	0	0
Theft From Motor Vehicle	0	0
Theft of Motor Vehicle Parts	0	0
Theft - All Other Larceny	0	0
<b>Prostitution Offenses</b>	<b>0</b>	<b>0</b>
Prostitution	0	0
Prostitution Assisting/Promoting	0	0
Purchasing Prostitution	0	0
<b>Sex Offenses, Forcible</b>	<b>0</b>	<b>0</b>
Forcible Rape	0	0
Forcible Sodomy	0	0
Sexual Assault W/Object	0	0
Criminal Sexual Contact	0	0
<b>Sex Offenses, Non Forcible</b>	<b>0</b>	<b>0</b>
Incest	0	0
Statutory Rape	0	0
<b>Human Trafficking Offenses</b>	<b>0</b>	<b>0</b>
Commercial Sex Acts	0	0
Involuntary Servitude	0	0

Reporting Agency:





# Crime on Campus **2025**

**Independent-Reporting Colleges**

## **Institutions Eligible to Report Crime Statistic via Short Form**

American Baptist College\*

Brillare Beauty Institute\*

Chattanooga College Medical, Dental, and Technical Careers\*

Concorde College\*

Fortis Institute- Nashville\*

Lincoln College of Technology\*

Memphis Theological Seminary

Mid-America Seminary College

Middle Tennessee School of Anesthesia

Miller-Motte Technical College- Clarksville\*

Miller-Motte Technical College- Chattanooga\*

North Central Institute

Nossi College of Art

Richmont Graduate University\*

South College- Lonas

South College- Nashville

South College- Parkside

Strayer University- Nashville

Strayer University- Shelby

Visible Music College\*

**\*Agency Failed to Submit Short Form**

College Name: Memphis Theological Seminary

<b>Offense</b>	<b>Year</b>	<b>On Campus Property</b>	<b>*Residential Facilities</b>	<b>Non Campus Property</b>	<b>Public Property</b>	<b>Optional Total</b>
<b>Murder / Non-Negligent Manslaughter</b>	2025	0	0	1	0	0
<b>Negligent Manslaughter</b>	2025	0	0	0	0	0
<b>Sex Offenses, Forcible</b>	2025	0	0	1	0	0
<b>Sex Offenses, Non-Forcible</b>	2025	0	0	0	0	0
<b>Robbery</b>	2025	0	0	2	0	0
<b>Aggravated Assault</b>	2025	0	0	1	0	0
<b>Burglary</b>	2025	0	0	0	0	0
<b>Motor Vehicle Theft</b>	2025	0	0	19	0	0
<b>Arson</b>	2025	0	0	0	0	0
<b>Liquor Law Arrests</b>	2025	0	0	0	0	0
<b>Liquor Law Violations Referred For Disciplinary Action</b>	2025	0	0	0	0	0
<b>Drug Law Arrests</b>	2025	0	0	0	0	0
<b>Drug Law Violations Referred For Disciplinary Action</b>	2025	0	0	0	0	0
<b>Illegal Weapons Possession Arrests</b>	2025	0	0	1	0	0
<b>Illegal Weapons Possession Violations Referred For Disciplinary Action</b>	2025	0	0	0	0	0
<b>* Crime In The Residential Facilities Column Are Included In The On-Campus Category.</b>						

College Name: Mid-America Baptist Theological Seminary

<b>Offense</b>	<b>Year</b>	<b>On Campus Property</b>	<b>*Residential Facilities</b>	<b>Non Campus Property</b>	<b>Public Property</b>	<b>Optional Total</b>
<b>Murder / Non-Negligent Manslaughter</b>	2025	0	0	0	0	0
<b>Negligent Manslaughter</b>	2025	0	0	0	0	0
<b>Sex Offenses, Forcible</b>	2025	0	0	0	0	0
<b>Sex Offenses, Non-Forcible</b>	2025	0	0	0	0	0
<b>Robbery</b>	2025	0	0	0	0	0
<b>Aggravated Assault</b>	2025	0	0	0	0	0
<b>Burglary</b>	2025	0	0	0	0	0
<b>Motor Vehicle Theft</b>	2025	0	0	0	0	0
<b>Arson</b>	2025	0	0	0	0	0
<b>Liquor Law Arrests</b>	2025	0	0	0	0	0
<b>Liquor Law Violations Referred For Disciplinary Action</b>	2025	0	0	0	0	0
<b>Drug Law Arrests</b>	2025	0	0	0	0	0
<b>Drug Law Violations Referred For Disciplinary Action</b>	2025	0	0	0	0	0
<b>Illegal Weapons Possession Arrests</b>	2025	0	0	0	0	0
<b>Illegal Weapons Possession Violations Referred For Disciplinary Action</b>	2025	0	0	0	0	0
<b>* Crime In The Residential Facilities Column Are Included In The On-Campus Category.</b>						

College Name: Middle Tennessee School of Anesthesia

<b>Offense</b>	<b>Year</b>	<b>On Campus Property</b>	<b>*Residential Facilities</b>	<b>Non Campus Property</b>	<b>Public Property</b>	<b>Optional Total</b>
<b>Murder / Non-Negligent Manslaughter</b>	2025	0	0	0	0	0
<b>Negligent Manslaughter</b>	2025	0	0	0	0	0
<b>Sex Offenses, Forcible</b>	2025	0	0	0	0	0
<b>Sex Offenses, Non-Forcible</b>	2025	0	0	0	0	0
<b>Robbery</b>	2025	0	0	0	0	0
<b>Aggravated Assault</b>	2025	0	0	0	0	0
<b>Burglary</b>	2025	0	0	0	0	0
<b>Motor Vehicle Theft</b>	2025	0	0	0	0	0
<b>Arson</b>	2025	0	0	0	0	0
<b>Liquor Law Arrests</b>	2025	0	0	0	0	0
<b>Liquor Law Violations Referred For Disciplinary Action</b>	2025	0	0	0	0	0
<b>Drug Law Arrests</b>	2025	0	0	0	0	0
<b>Drug Law Violations Referred For Disciplinary Action</b>	2025	0	0	0	0	0
<b>Illegal Weapons Possession Arrests</b>	2025	0	0	0	0	0
<b>Illegal Weapons Possession Violations Referred For Disciplinary Action</b>	2025	0	0	0	0	0
<b>* Crime In The Residential Facilities Column Are Included In The On-Campus Category.</b>						

College Name: North Central Institute

<b>Offense</b>	<b>Year</b>	<b>On Campus Property</b>	<b>*Residential Facilities</b>	<b>Non Campus Property</b>	<b>Public Property</b>	<b>Optional Total</b>
<b>Murder / Non-Negligent Manslaughter</b>	2025	0	0	0	0	0
<b>Negligent Manslaughter</b>	2025	0	0	0	0	0
<b>Sex Offenses, Forcible</b>	2025	0	0	0	0	0
<b>Sex Offenses, Non-Forcible</b>	2025	0	0	0	0	0
<b>Robbery</b>	2025	0	0	0	0	0
<b>Aggravated Assault</b>	2025	0	0	0	0	0
<b>Burglary</b>	2025	0	0	0	0	0
<b>Motor Vehicle Theft</b>	2025	0	0	0	0	0
<b>Arson</b>	2025	0	0	0	0	0
<b>Liquor Law Arrests</b>	2025	0	0	0	0	0
<b>Liquor Law Violations Referred For Disciplinary Action</b>	2025	0	0	0	0	0
<b>Drug Law Arrests</b>	2025	0	0	0	0	0
<b>Drug Law Violations Referred For Disciplinary Action</b>	2025	0	0	0	0	0
<b>Illegal Weapons Possession Arrests</b>	2025	0	0	0	0	0
<b>Illegal Weapons Possession Violations Referred For Disciplinary Action</b>	2025	0	0	0	0	0
<b>* Crime In The Residential Facilities Column Are Included In The On-Campus Category.</b>						

College Name: Nossi College of Art & Design

<b>Offense</b>	<b>Year</b>	<b>On Campus Property</b>	<b>*Residential Facilities</b>	<b>Non Campus Property</b>	<b>Public Property</b>	<b>Optional Total</b>
<b>Murder / Non-Negligent Manslaughter</b>	2025	0	0	0	0	0
<b>Negligent Manslaughter</b>	2025	0	0	0	0	0
<b>Sex Offenses, Forcible</b>	2025	0	0	0	0	0
<b>Sex Offenses, Non-Forcible</b>	2025	0	0	0	0	0
<b>Robbery</b>	2025	0	0	0	0	0
<b>Aggravated Assault</b>	2025	0	0	0	0	0
<b>Burglary</b>	2025	0	0	0	0	0
<b>Motor Vehicle Theft</b>	2025	0	0	0	5	5
<b>Arson</b>	2025	0	0	0	0	0
<b>Liquor Law Arrests</b>	2025	0	0	0	0	0
<b>Liquor Law Violations Referred For Disciplinary Action</b>	2025	0	0	0	0	0
<b>Drug Law Arrests</b>	2025	0	0	0	0	0
<b>Drug Law Violations Referred For Disciplinary Action</b>	2025	0	0	0	0	0
<b>Illegal Weapons Possession Arrests</b>	2025	0	0	0	0	0
<b>Illegal Weapons Possession Violations Referred For Disciplinary Action</b>	2025	0	0	0	0	0
<b>* Crime In The Residential Facilities Column Are Included In The On-Campus Category.</b>						

College Name: South College: Knoxville – Lonas Campus

<b>Offense</b>	<b>Year</b>	<b>On Campus Property</b>	<b>*Residential Facilities</b>	<b>Non Campus Property</b>	<b>Public Property</b>	<b>Optional Total</b>
<b>Murder / Non-Negligent Manslaughter</b>	2025	0	0	0	0	0
<b>Negligent Manslaughter</b>	2025	0	0	0	0	0
<b>Sex Offenses, Forcible</b>	2025	0	0	0	0	0
<b>Sex Offenses, Non-Forcible</b>	2025	0	0	0	0	0
<b>Robbery</b>	2025	0	0	0	0	0
<b>Aggravated Assault</b>	2025	0	0	0	0	0
<b>Burglary</b>	2025	0	0	0	0	0
<b>Motor Vehicle Theft</b>	2025	0	0	0	0	0
<b>Arson</b>	2025	0	0	0	0	0
<b>Liquor Law Arrests</b>	2025	0	0	0	0	0
<b>Liquor Law Violations Referred For Disciplinary Action</b>	2025	0	0	0	0	0
<b>Drug Law Arrests</b>	2025	0	0	0	0	0
<b>Drug Law Violations Referred For Disciplinary Action</b>	2025	0	0	0	0	0
<b>Illegal Weapons Possession Arrests</b>	2025	0	0	0	0	0
<b>Illegal Weapons Possession Violations Referred For Disciplinary Action</b>	2025	0	0	0	0	0
<b>* Crime In The Residential Facilities Column Are Included In The On-Campus Category.</b>						

College Name: South College: Knoxville – Parkside Campus

<b>Offense</b>	<b>Year</b>	<b>On Campus Property</b>	<b>*Residential Facilities</b>	<b>Non Campus Property</b>	<b>Public Property</b>	<b>Optional Total</b>
<b>Murder / Non-Negligent Manslaughter</b>	2025	0	0	0	0	0
<b>Negligent Manslaughter</b>	2025	0	0	0	0	0
<b>Sex Offenses, Forcible</b>	2025	0	0	0	0	0
<b>Sex Offenses, Non-Forcible</b>	2025	0	0	0	0	0
<b>Robbery</b>	2025	0	0	0	0	0
<b>Aggravated Assault</b>	2025	0	0	0	0	0
<b>Burglary</b>	2025	0	0	0	0	0
<b>Motor Vehicle Theft</b>	2025	0	0	0	0	0
<b>Arson</b>	2025	0	0	0	0	0
<b>Liquor Law Arrests</b>	2025	0	0	0	0	0
<b>Liquor Law Violations Referred For Disciplinary Action</b>	2025	0	0	0	0	0
<b>Drug Law Arrests</b>	2025	0	0	0	0	0
<b>Drug Law Violations Referred For Disciplinary Action</b>	2025	0	0	0	0	0
<b>Illegal Weapons Possession Arrests</b>	2025	0	0	0	0	0
<b>Illegal Weapons Possession Violations Referred For Disciplinary Action</b>	2025	0	0	0	0	0
<b>* Crime In The Residential Facilities Column Are Included In The On-Campus Category.</b>						

College Name: South College: Nashville Campus

<b>Offense</b>	<b>Year</b>	<b>On Campus Property</b>	<b>*Residential Facilities</b>	<b>Non Campus Property</b>	<b>Public Property</b>	<b>Optional Total</b>
<b>Murder / Non-Negligent Manslaughter</b>	2025	0	0	0	0	0
<b>Negligent Manslaughter</b>	2025	0	0	0	0	0
<b>Sex Offenses, Forcible</b>	2025	0	0	0	0	0
<b>Sex Offenses, Non-Forcible</b>	2025	0	0	0	0	0
<b>Robbery</b>	2025	0	0	0	0	0
<b>Aggravated Assault</b>	2025	0	0	0	0	0
<b>Burglary</b>	2025	0	0	0	0	0
<b>Motor Vehicle Theft</b>	2025	0	0	0	0	0
<b>Arson</b>	2025	0	0	0	0	0
<b>Liquor Law Arrests</b>	2025	0	0	0	0	0
<b>Liquor Law Violations Referred For Disciplinary Action</b>	2025	0	0	0	0	0
<b>Drug Law Arrests</b>	2025	0	0	0	0	0
<b>Drug Law Violations Referred For Disciplinary Action</b>	2025	0	0	0	0	0
<b>Illegal Weapons Possession Arrests</b>	2025	0	0	0	0	0
<b>Illegal Weapons Possession Violations Referred For Disciplinary Action</b>	2025	0	0	0	0	0
<b>* Crime In The Residential Facilities Column Are Included In The On-Campus Category.</b>						

College Name: Strayer University - Nashville

<b>Offense</b>	<b>Year</b>	<b>On Campus Property</b>	<b>*Residential Facilities</b>	<b>Non Campus Property</b>	<b>Public Property</b>	<b>Optional Total</b>
<b>Murder / Non-Negligent Manslaughter</b>	2025	0	0	0	0	0
<b>Negligent Manslaughter</b>	2025	0	0	0	0	0
<b>Sex Offenses, Forcible</b>	2025	0	0	0	0	0
<b>Sex Offenses, Non-Forcible</b>	2025	0	0	0	0	0
<b>Robbery</b>	2025	0	0	0	0	0
<b>Aggravated Assault</b>	2025	0	0	0	0	0
<b>Burglary</b>	2025	0	0	0	0	0
<b>Motor Vehicle Theft</b>	2025	0	0	0	0	0
<b>Arson</b>	2025	0	0	0	0	0
<b>Liquor Law Arrests</b>	2025	0	0	0	0	0
<b>Liquor Law Violations Referred For Disciplinary Action</b>	2025	0	0	0	0	0
<b>Drug Law Arrests</b>	2025	0	0	0	0	0
<b>Drug Law Violations Referred For Disciplinary Action</b>	2025	0	0	0	0	0
<b>Illegal Weapons Possession Arrests</b>	2025	0	0	0	0	0
<b>Illegal Weapons Possession Violations Referred For Disciplinary Action</b>	2025	0	0	0	0	0
<b>* Crime In The Residential Facilities Column Are Included In The On-Campus Category.</b>						

College Name: Strayer University - Shelby

<b>Offense</b>	<b>Year</b>	<b>On Campus Property</b>	<b>*Residential Facilities</b>	<b>Non Campus Property</b>	<b>Public Property</b>	<b>Optional Total</b>
<b>Murder / Non-Negligent Manslaughter</b>	2025	0	0	0	0	0
<b>Negligent Manslaughter</b>	2025	0	0	0	0	0
<b>Sex Offenses, Forcible</b>	2025	0	0	0	0	0
<b>Sex Offenses, Non-Forcible</b>	2025	0	0	0	0	0
<b>Robbery</b>	2025	0	0	0	0	0
<b>Aggravated Assault</b>	2025	0	0	0	0	0
<b>Burglary</b>	2025	0	0	0	0	0
<b>Motor Vehicle Theft</b>	2025	0	0	0	0	0
<b>Arson</b>	2025	0	0	0	0	0
<b>Liquor Law Arrests</b>	2025	0	0	0	0	0
<b>Liquor Law Violations Referred For Disciplinary Action</b>	2025	0	0	0	0	0
<b>Drug Law Arrests</b>	2025	0	0	0	0	0
<b>Drug Law Violations Referred For Disciplinary Action</b>	2025	0	0	0	0	0
<b>Illegal Weapons Possession Arrests</b>	2025	0	0	0	0	0
<b>Illegal Weapons Possession Violations Referred For Disciplinary Action</b>	2025	0	0	0	0	0
<b>* Crime In The Residential Facilities Column Are Included In The On-Campus Category.</b>						



TN Bureau of Investigation, Authorization # N95H84-1, electronic only, April 30,2026.  
This public document was promulgated at a cost of \$0.00 per copy.