

2024

CRIME ON CAMPUS IN TENNESSEE

- *ON-CAMPUS INSTITUTIONS*
- *OFF-CAMPUS INSTITUTIONS*
- *INDEPENDENT-REPORTING COLLEGES*



A PUBLICATION OF THE TENNESSEE BUREAU OF INVESTIGATION

STATISTICAL ANALYSIS CENTER | CJIS SUPPORT CENTER



BILL LEE
Governor

TENNESSEE BUREAU OF INVESTIGATION

901 R. S. Gass Boulevard
Nashville, Tennessee 37216-2639
(615) 744-4000
Facsimile (615) 744-4500
TDD (615) 744-4001



DAVID B. RAUSCH
Director

April 28, 2025

Ladies and Gentlemen:

Pursuant to the 1989 "College and University Security Information Act" (Public Chapter No. 317) enacted by the General Assembly, the Tennessee Bureau of Investigation is publishing the annual Crime on Campus report. This report presents the nature, volume, and extent of reported crime on the campuses and in the housing of Tennessee colleges and universities during calendar year 2024.

The report is based on data submitted to the TBI through the Tennessee Incident Based Reporting System (TIBRS) program, which collects data on all crimes occurring in Tennessee. All law enforcement agencies, as well as colleges and universities, are mandated to report crime statistics to the TBI. This report is produced from the TIBRS program and comparison statistics are included.

This report will hopefully assist law enforcement, institution administrations, and government officials in planning their efforts in the fight against crime and continue to create an awareness that crime exists as a threat in our communities. The threats to society by criminal activity must be addressed by efforts from all law-abiding citizens as well as law enforcement agencies.

I wish to express my appreciation to all institutions of higher learning that consistently support a unified crime reporting system in Tennessee. The Bureau urges all Tennesseans to continue to cooperate in reporting crime and in applying crime prevention strategies.

Sincerely,

David B. Rausch
Director



INTERNATIONALLY ACCREDITED SINCE 1994

Part 1: Introduction

Crime on Campus Program

The “Crime on Campus” reporting program is operated pursuant to the requirements of the “College and University Security Information Act” (T.C.A. § 49-7-2201, *et. seq.*) enacted by the General Assembly of the State of Tennessee, effective July 1, 1989. The Act requires each institution of higher education to report to the Tennessee Bureau of Investigation data relating to crimes occurring on the campus and in student housing. The Bureau is required to prescribe the reporting form and format for the collection of such data and to publish an annual report of the results of such data submissions from each institution. The Tennessee Incident Based Reporting System (TIBRS) offense classifications are based on FBI definitions, which are used as the national standard for statistical crime reporting.

The primary objective of the reporting Program is to inform the Governor, the General Assembly, other government officials, and the public as to the nature and extent of crime on the campuses of Tennessee’s institutions of higher education. Such a report will also provide law enforcement administrators with criminal statistics for administrative and operational purposes.

The “Crime on Campus Report” was compiled using data from the Tennessee Incident Based Reporting System (TIBRS). The 2024 Crime on Campus Report includes sections for both analysis and comparison of offenses by year. The definitions of TIBRS Group A offenses will be found in Appendix A, and the definitions for TIBRS Group B offenses will be found in Appendix B. Due to FBI reporting procedures, this report only includes Group B incidents for which there was a clearance by arrest, summons, or citation.

Note: This report is based upon data submitted as of April 10, 2025. As the colleges/universities update their 2024 data, the changes will be reflected at <https://crimeinsight.tbi.tn.gov/>. Although changes to data will be reflected on the site, this publication will not be updated.

Calculation of Rates

1. **Crime Rate** – Campus population data is tabulated, as shown on the individual institution summaries which follow, based on the 2024 fall term campus population. Such population data considers all full-time equivalent (FTE) undergraduate and graduate students, faculty personnel, staff, and security personnel. The rate is calculated per offense category by computing the number of offenses per 1,000 persons included in the campus population using the following formula:

Offenses Reported

Crime Rate = Total Campus population x 1,000

2. **Clearance Rate** – The percentage of offenses that were cleared is the ratio of “Offenses Cleared” to “Actual Offenses Reported”. It is expressed as a percentage and is computed using the following formula:

Offenses Cleared

Percentage Cleared = Offenses Reported x 100

Institution Incident Reports

Each report reflects data for the period of January through December 2024, unless otherwise noted. This report reflects fall term campus population and is based on the data provided to the TBI by each institution each month. The monthly reports submitted to TBI are stored in a repository by the CJIS Support Center.

Off-Campus Reports

T.C.A. §49-7-2205 (b)(1) states that “...the crime statistics shall also include crime data compilations, where available, for crimes against the students of institutions of higher education that are committed within the county where the school is located. The information shall be taken from incidence/complaint report forms used by state, county and municipal law enforcement agencies that are submitted pursuant to T.C.A. §38-10-102, or voluntarily for purposes of this part. Such incident/complaint forms shall, when applicable, indicate whether the victim is a student attending an institution of higher education that is located in the county in which the crime occurred, and the name of the school attended by the student.” This law came into effect January 1, 1994.

Part 2: Overview of 2024 Crime on Campus

- Crime reported by Tennessee colleges and universities decreased 12.86% from 2023 to 2024.
 - 4,391 offenses reported in 2024
 - 5,039 offenses reported in 2023
 - 4,828 offenses reported in 2022
 - 3,821 offenses reported in 2021
- In 2024, Larceny/Theft offenses accounted for 24.37% of reported offenses, with “Theft from a Building” being the most common subtype of theft offense at 431 incidents. Larceny/Theft showed a decrease of 5.14% from 2023.
 - 1,070 offenses reported in 2024
 - 1,128 offenses reported in 2023
 - 1,305 offenses reported in 2022
 - 1,090 offenses reported in 2021
- Assault offenses showed a drop from 2023, going down 14.44%. Within the category of assault offenses, Stalking showed a marked decrease going from 130 to 42 incidents, or a 67.69% drop.
- Drug/Narcotic offenses showed a 13.89% decrease from 2023, with Drug/Narcotic Violations dropping 13.25% and Drug Equipment Violations decreasing 15.06%.
- Group B offenses also showed a rather significant dip in 2024, with 954 incidents, going down 14.97% from 2023’s 1,122 incidents.
 - Despite the overall drop, there was a significant increase of Driving Under the Influence, increasing 26.92% from 2023.
 - The most significant Group B Offense decrease was with Liquor Law violations which fell 46.52% compared to 2023.

▼ Crime on Campus, Comparison of Offenses by Year
Total Number of Crimes Reported, 2021-2024, by Offense

Offense Code	Offense Category	2021	2022	2023	2024	2021- 2022	Percent Change 2022- 2023	2023- 2024	Offenses as % of Total 2021	2022	2023	2024
Group A Offenses												
200	Arson	2	2	4	2	0.00%	100.00%	-50.00%	0.05%	0.04%	0.08%	0.05%
	Assault Offenses	521	673	755	646	29.17%	12.18%	-14.44%	13.64%	13.94%	14.98%	14.71%
13A	Aggravated Assault	55	62	43	51	12.73%	-30.65%	18.60%	1.44%	1.28%	0.85%	1.16%
13B	Simple Assault	238	325	352	331	36.55%	8.31%	-5.97%	6.23%	6.73%	6.99%	7.54%
13C	Intimidation	194	228	230	222	17.53%	0.88%	-3.48%	5.08%	4.72%	4.56%	5.06%
13D	Stalking	34	58	130	42	70.59%	124.14%	-67.69%	0.89%	1.20%	2.58%	0.96%
510	Bribery	1	0	0	0	-100.00%	-	-	0.03%	0.00%	0.00%	0.00%
220	Burglary/Breaking & Entering	83	149	109	67	79.52%	-26.85%	-38.53%	2.17%	3.09%	2.16%	1.53%
250	Counterfeiting/Forgery	16	21	23	34	31.25%	9.52%	47.83%	0.42%	0.43%	0.46%	0.77%
290	Destruction/Damage/Vandalism	422	520	502	391	23.22%	-3.46%	-22.11%	11.04%	10.77%	9.96%	8.90%
	Drug/Narcotic Offenses	744	850	893	769	14.25%	5.06%	-13.89%	19.47%	17.61%	17.72%	17.51%
35A	Drugs/Narcotics Violation	485	550	581	504	13.40%	5.64%	-13.25%	12.69%	11.39%	11.53%	11.48%
35B	Drug Equipment Violation	259	300	312	265	15.83%	4.00%	-15.06%	6.78%	6.21%	6.19%	6.04%
270	Embezzlement	4	7	7	5	75.00%	0.00%	-28.57%	0.10%	0.14%	0.14%	0.11%
210	Extortion/Blackmail	19	37	28	28	94.74%	-24.32%	0.00%	0.50%	0.77%	0.56%	0.64%
	Fraud Offenses	76	100	123	128	31.58%	23.00%	4.07%	1.99%	2.07%	2.44%	2.92%
26A	False Pretenses/Swindle/Con	23	33	33	34	43.48%	0.00%	3.03%	0.60%	0.68%	0.65%	0.77%
26B	Credit Card/ATM	8	24	29	24	200.00%	20.83%	-17.24%	0.21%	0.50%	0.58%	0.55%
26C	Impersonation	12	15	31	29	25.00%	106.67%	-6.45%	0.31%	0.31%	0.62%	0.66%
26D	Welfare Fraud	0	0	1	0	-	-	-100.00%	0.00%	0.00%	0.02%	0.00%
26E	Wire Fraud	21	27	25	30	28.57%	-7.41%	20.00%	0.55%	0.56%	0.50%	0.68%
26F	Identity Theft	3	0	1	6	-100.00%	-	500.00%	0.08%	0.00%	0.02%	0.14%
26G	Computer Hacking/Invasion	9	1	3	5	-88.89%	200.00%	66.67%	0.24%	0.02%	0.06%	0.11%
	Gambling Offenses	0	3	1	2	-	-66.67%	100.00%	0.00%	0.06%	0.02%	0.05%
39A	Betting/Wagering	0	3	1	2	-	-66.67%	100.00%	0.00%	0.06%	0.02%	0.05%
39B	Operation/Promoting/Assisting	0	0	0	0	-	-	-	0.00%	0.00%	0.00%	0.00%
39C	Gambling Equipment Violation	0	0	0	0	-	-	-	0.00%	0.00%	0.00%	0.00%
39D	Sports Tampering	0	0	0	0	-	-	-	0.00%	0.00%	0.00%	0.00%
	Homicide Offenses	1	2	0	0	100.00%	-100.00%	-	0.03%	0.04%	0.00%	0.00%
09A	Murder/Nonnegligent Manslaughter	1	2	0	0	100.00%	-100.00%	-	0.03%	0.04%	0.00%	0.00%
09B	Negligent Manslaughter	0	0	0	0	-	-	-	0.00%	0.00%	0.00%	0.00%
09D	Negligent Vehicular Manslaughter	0	0	0	0	-	-	-	0.00%	0.00%	0.00%	0.00%
	Human Trafficking	0	0	0	0	-	-	-	0.00%	0.00%	0.00%	0.00%
64A	Commercial Sex Acts	0	0	0	0	-	-	-	0.00%	0.00%	0.00%	0.00%
64B	Involuntary Servitude	0	0	0	0	-	-	-	0.00%	0.00%	0.00%	0.00%
100	Kidnapping/Abduction	4	5	4	4	25.00%	-20.00%	0.00%	0.10%	0.10%	0.08%	0.09%
	Larceny/Theft Offenses	1,090	1,305	1,128	1,070	19.72%	-13.56%	-5.14%	28.53%	27.03%	22.39%	24.37%
23A	Pocket-Picking	0	1	2	6	-	100.00%	200.00%	0.00%	0.02%	0.04%	0.14%
23B	Purse-Snatching	2	0	2	0	-100.00%	-	-100.00%	0.05%	0.00%	0.04%	0.00%
23C	Shoplifting	39	92	78	115	135.90%	-15.22%	47.44%	1.02%	1.91%	1.55%	2.62%
23D	Theft from Building	350	444	446	431	26.86%	0.45%	-3.36%	9.16%	9.20%	8.85%	9.82%
23E	Theft from Coin Machine	3	2	4	8	-33.33%	100.00%	100.00%	0.08%	0.04%	0.08%	0.18%
23F	Theft from Motor Vehicle	307	224	247	145	-27.04%	10.27%	-41.30%	8.03%	4.64%	4.90%	3.30%
23G	Theft of Motor Vehicle Parts	96	120	68	29	25.00%	-43.33%	-57.35%	2.51%	2.49%	1.35%	0.66%
23H	All Other Larceny	293	422	281	336	44.03%	-33.41%	19.57%	7.67%	8.74%	5.58%	7.65%

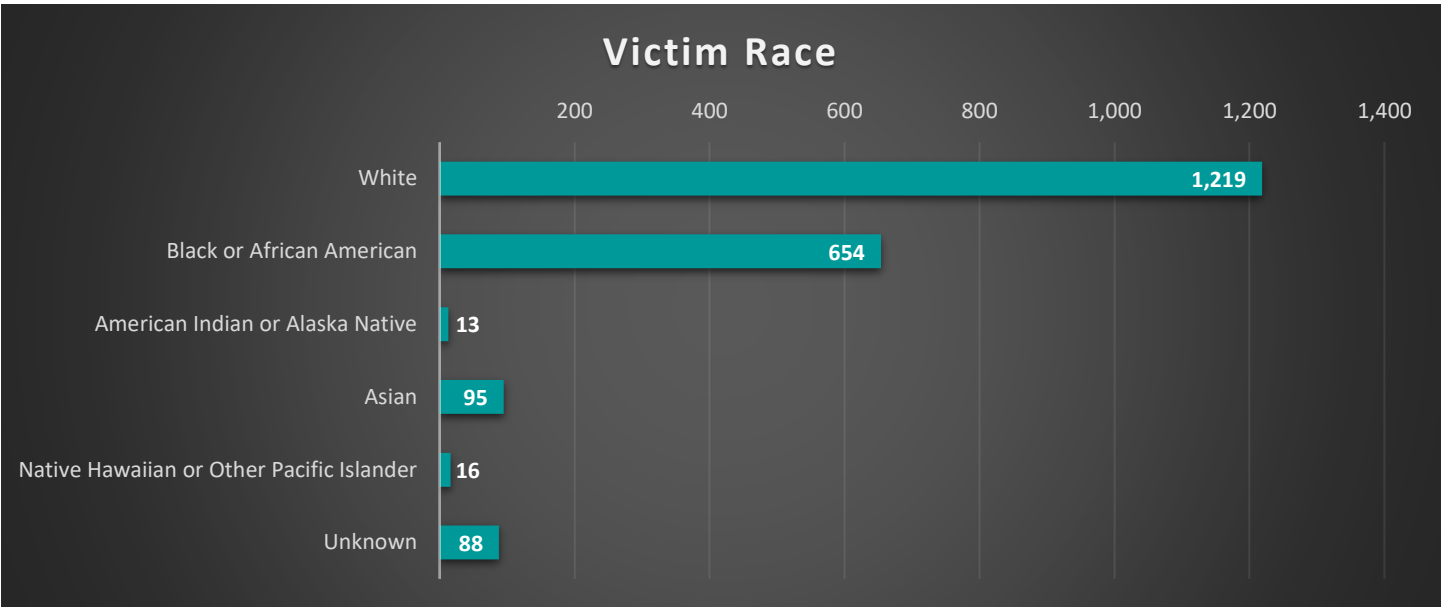
Crime on Campus, Comparison Of Offenses by Year
Total Number of Crimes Reported, 2021-2024, by Offense

Offense Code	Offense Category					Percent Change				Offenses as % of Total			
		2021	2022	2023	2024	2021 - 2022	2022 - 2023	2023 - 2024		2021	2022	2023	2024
240	Motor Vehicle Theft	62	164	184	152	164.52%	12.20%	-17.39%		1.62%	3.40%	3.65%	3.46%
370	Pornography/Obscene Material	1	1	6	4	0.00%	500.00%	-33.33%		0.03%	0.02%	0.12%	0.09%
	Prostitution Offenses	0	0	2	0	-	-	-100.00%		0.00%	0.00%	0.04%	0.00%
40A	Prostitution	0	0	0	0	-	-	-		0.00%	0.00%	0.00%	0.00%
40B	Assisting/Promotion Prostitution	0	0	0	0	-	-	-		0.00%	0.00%	0.00%	0.00%
40C	Purchasing Prostitution	0	0	2	0	-	-	-100.00%		0.00%	0.00%	0.04%	0.00%
120	Robbery	7	10	12	1	42.86%	20.00%	-91.67%		0.18%	0.21%	0.24%	0.02%
	Sex Offenses, Non-Consensual	97	49	73	54	-49.48%	48.98%	-26.03%		2.54%	1.01%	1.45%	1.23%
11A	Rape	42	24	25	24	-42.86%	4.17%	-4.00%		1.10%	0.50%	0.50%	0.55%
11B	Sodomy	5	4	4	2	-20.00%	0.00%	-50.00%		0.13%	0.08%	0.08%	0.05%
11C	Sexual Assault with an Object	3	1	1	0	-66.67%	0.00%	-100.00%		0.08%	0.02%	0.02%	0.00%
11D	Criminal Sexual Contact	47	20	43	28	-57.45%	115.00%	-34.88%		1.23%	0.41%	0.85%	0.64%
	Sex Offenses, Consensual	0	1	0	0	-	-100.00%	-		0.00%	0.02%	0.00%	0.00%
36A	Incest	0	0	0	0	-	-	-		0.00%	0.00%	0.00%	0.00%
36B	Statutory Rape	0	1	0	0	-	-100.00%	-		0.00%	0.02%	0.00%	0.00%
280	Stolen Property Offenses	8	11	4	3	37.50%	-63.64%	-25.00%		0.21%	0.23%	0.08%	0.07%
520	Weapon Law Violations	58	88	59	77	51.72%	-32.95%	30.51%		1.52%	1.82%	1.17%	1.75%
	Animal Cruelty	3	0	0	0	-100.00%	-	-					
	Group A Total	3,219	3,998	3,917	3,437	24.20%	-2.03%	-12.25%		84.24%	82.81%	77.73%	78.27%
	Group B Offenses												
90A	Bad Checks	0	0	0	0	-	-	-		0.00%	0.00%	0.00%	0.00%
90B	Curfew/Loitering/Vagrancy	6	0	3	7	-100.00%	-	133.33%		0.16%	0.00%	0.06%	0.16%
90C	Disorderly Conduct	20	47	62	62	135.00%	31.91%	0.00%		0.52%	0.97%	1.23%	1.41%
90D	Driving Under the Influence	48	88	182	231	83.33%	106.82%	26.92%		1.26%	1.82%	3.61%	5.26%
90E	Drunkenness	63	130	169	139	106.35%	30.00%	-17.75%		1.65%	2.69%	3.35%	3.17%
90F	Family Offenses, Nonviolent	1	3	1	2	200.00%	-66.67%	100.00%		0.03%	0.06%	0.02%	0.05%
90G	Liquor Law Violations	314	362	402	215	15.29%	11.05%	-46.52%		8.22%	7.50%	7.98%	4.90%
90H	Peeping Tom	0	1	2	1	-	100.00%	-50.00%		0.00%	0.02%	0.04%	0.02%
90J	Trespass of Real Property	102	146	185	214	43.14%	26.71%	15.68%		2.67%	3.02%	3.67%	4.87%
90Z	All Other Offenses	48	53	116	83	10.42%	118.87%	-28.45%		1.26%	1.10%	2.30%	1.89%
	Group B Total	602	830	1,122	954	37.87%	35.18%	-14.97%		15.76%	17.19%	22.27%	21.73%
	Total Crimes for the Year	3,821	4,828	5,039	4,391	26.35%	4.37%	-12.86%		100.00%	100.00%	100.00%	100.00%

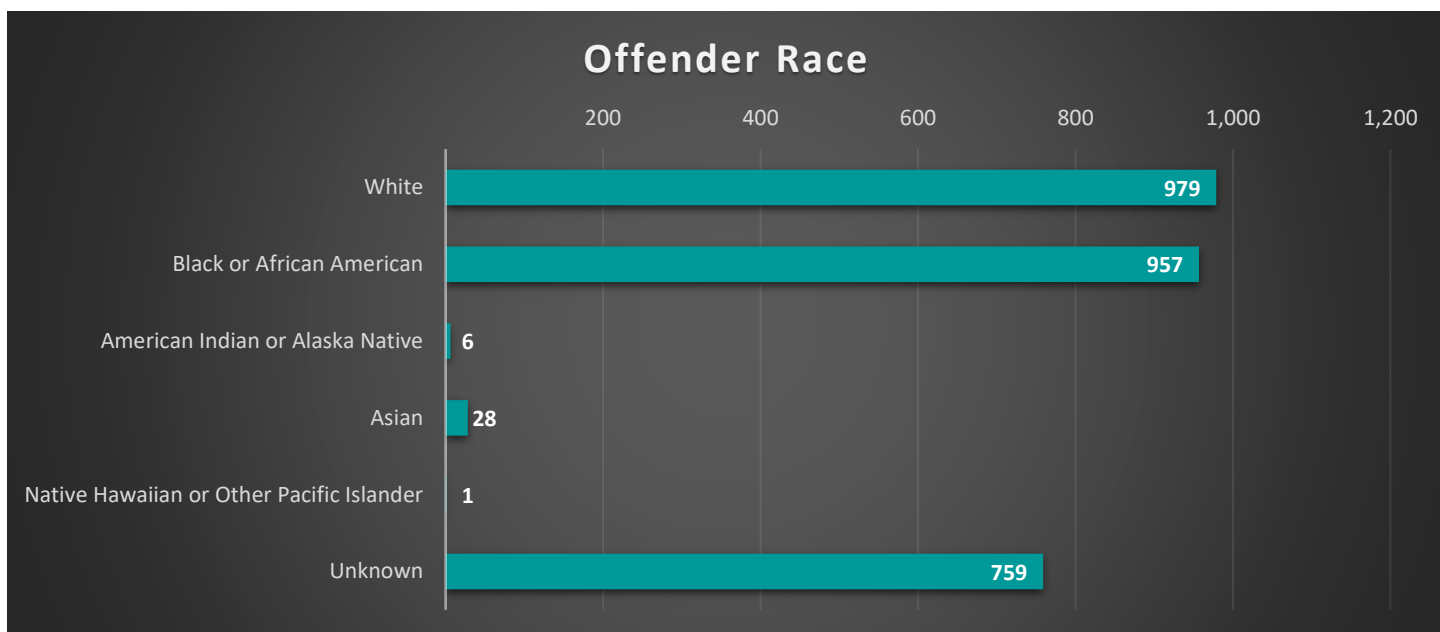
Footnote: 1) The number zero (0) is defined as infinite by basic mathematical rules and is not divisible. Therefore, all calculations in the analysis using zero (0) result in an undefined result (-).

Victim and Offender Overview

The following examines 2024 victim and offender data of Group A offenses reported to TIBRS by colleges/universities. Per TIBRS, Group A incidents are committed by the same offender, or group of offenders acting in concert, at the same time and place. A total of 3,437 Group A offenses were reported to TIBRS in 2024 resulting in a 12.25% decrease when comparing data from 2023.



In 2024, a total of 2,085 victims of Group A incidents were reported. An examination of the reported demographic data of these victims show that reported crimes occurred to Males and Females nearly the exact same rate, or 49.50% and 49.30% respectively. When examining victims by race, victims reported as White comprised the majority at 58.47%, with those categorized as Black or African American comprised 31.37%. Some victim demographics were reported as Unknown by relevant agencies, occurring with 1.20% of Victim Sexes, and 4.22% of Victim Races.



A total of 2,730 Group A offenders were reported in 2024. While Victim Sexes were relatively similar, reported offenders showed a much larger tendency to be Male, accounting for 53.74% of offenders, compared to female at 19.82%. When analyzing reported races of offenders, those reported as White and Black or African American showed near even reports, comprising 35.86% and 35.05% of the total respectively. In many cases, offender demographics were Unknown to the reporting agency. Agencies reported that the Offender Sex was Unknown in 26.45% of the time and the Offender Race was Unknown 27.80% of the time.

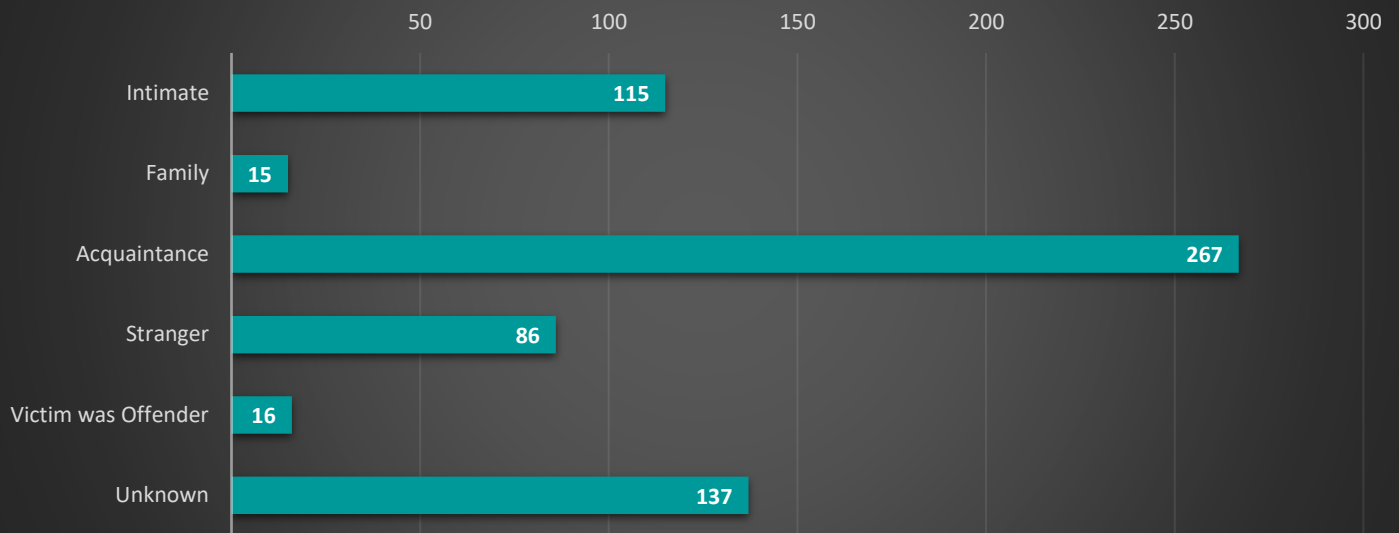
Victim to Offender Relationship Type

The TIBRS element of Victim to Offender Relationship is collected in all cases considered to be Crimes against Persons or Robbery. This data is collected to better understand trends between violent crimes and connections people may have.

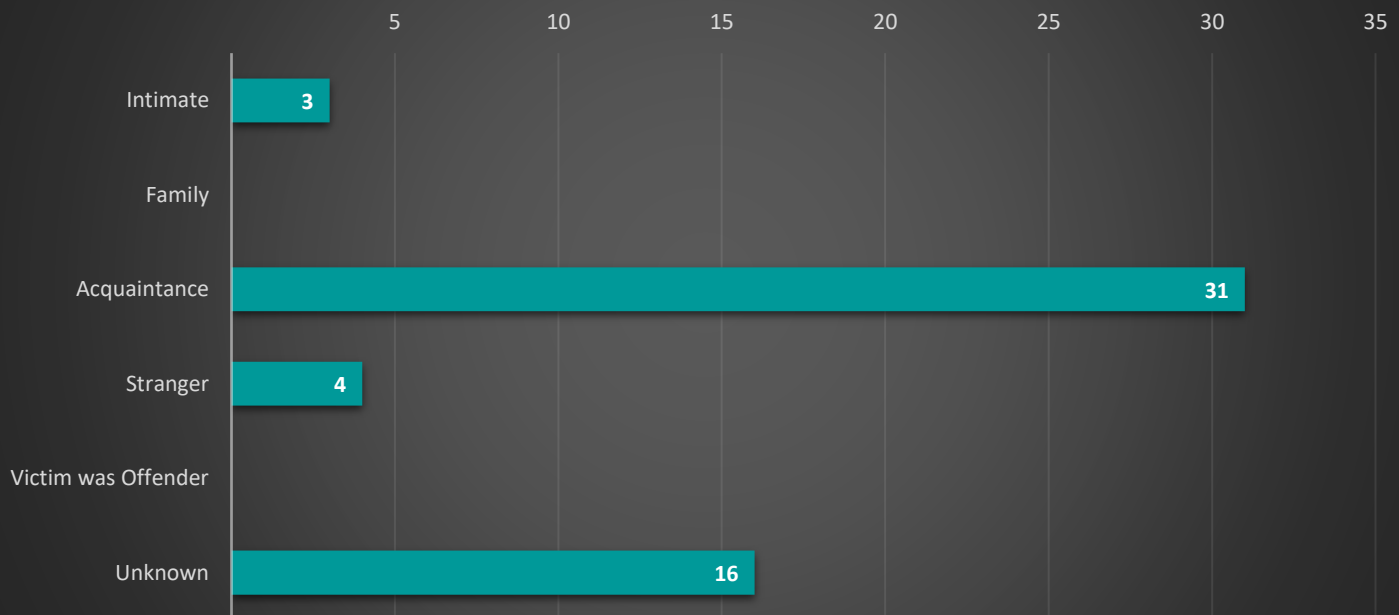
Offense Category	Intimate	Family	Acquaintance	Stranger	Victim was Offender	Unknown
Kidnapping	1	0	3	0	0	0
Rape	3	0	13	0	0	8
Sodomy	0	0	2	0	0	0
Sexual Assault w/ Object	0	0	0	0	0	0
Criminal Sexual Contact	0	0	16	4	0	8
Aggravated Assault	7	0	15	9	0	19
Simple Assault	77	9	131	50	14	51
Intimidation	12	5	106	24	2	59
Stalking	18	1	12	3	0	6
Robbery	0	0	0	0	0	2
Total	118	15	298	90	16	153

A total of 722 Victim to Offender relationships were reported in 2024. Of those reported, the most common was Acquaintance (43.19%), followed by Intimate Victim to Offender relationships, accounting for 17.10%. The Victim to Offender relationship type of Unknown accounted for 22.17%.

Victim to Offender Relationships: Non-Sex Offenses



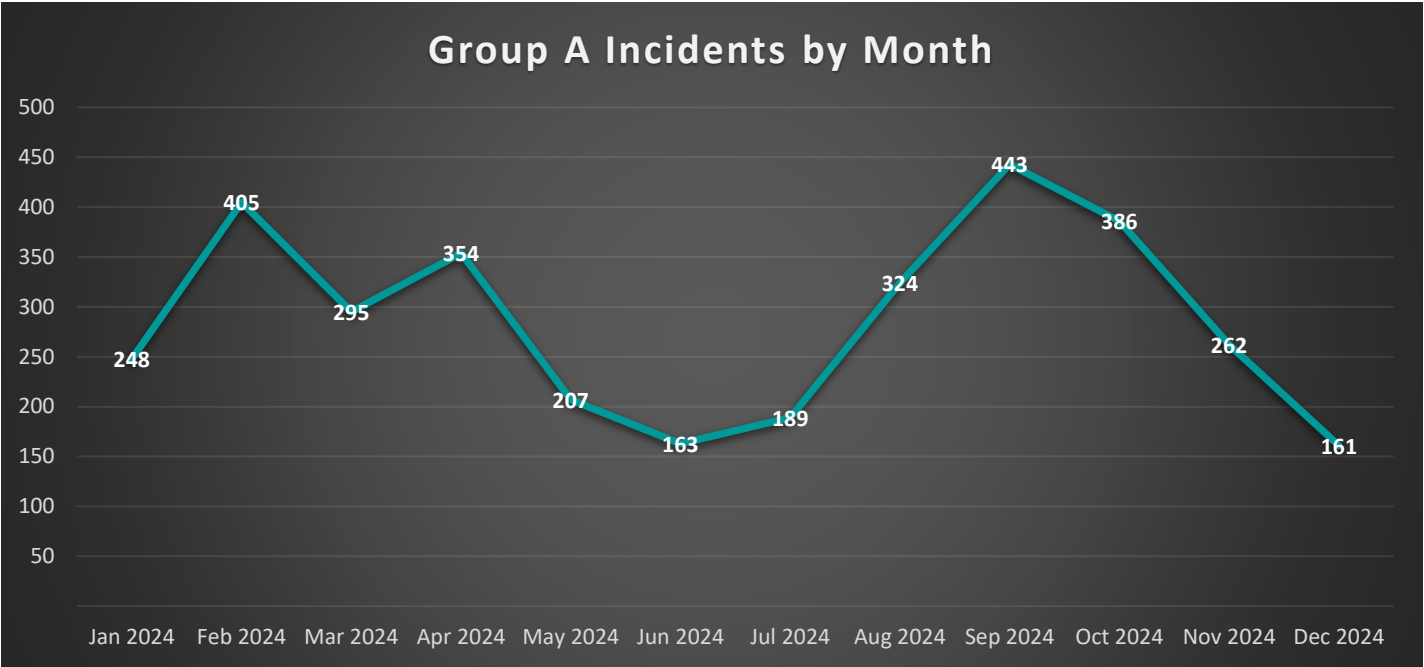
Victim to Offender Relationships: Sex Offenses



In both sex offenses and non-sex offenses, the Victim to Offender Relationship is most often identified as being an Acquaintance, 41.98% of non-sex offenses and 57.41% of sex offenses.

Group A Offenses by Location	
Location	#
School – College/University	1,792
Residence/Home	673
Parking Lot/Garage	656
Highway/Road/Alley	629
Hospital	360
Other/Unknown	97
Specialty Store (TV, Fur, Etc.)	80
Arena/Stadium/Fairgrounds/Coliseum	66
Restaurant	61
Government/Public Building	57
Community Center	38
Doctor's Office	36
Department/Discount Store	22
Library	21
Locker Room	20
Commercial/Office Building	17
Park/Playground	14
Pharmacy	13
Convenience Store	10
School – Elementary/Secondary	8
Church/Synagogue/Temple	8
Field/Woods	8
Construction Site	8
Hotel/Motel/Etc.	7
Cyberspace	7
Grocery/Supermarket	5
Movie Theater	5
Service/Gas Station	5
Daycare Facility	4
Jail/Prison	4
Bar/Night Club	2
Liquor Store	2
Dock/Wharf/Freight/Modal Terminal	2
Abandoned/Condemned Structure	2
ATM Machine Separate from Bank	1
Bank/Savings and Loan	1
School/College (Historical Only)	1
Farm Facility	1

Additional data collected by the TIBRS program includes the location where a crime was reported to have occurred. When looking at crimes on campus, the most common one is, of course, School – College/University, at 1,792 of 4,743 reported locations, or 37.78%. Incidents may have multiple locations reported. For instance, theft occurring at a dorm may be reported as both School – College/University and Residence/Home. Additionally, Cyberspace can only be reported in conjunction with another location type, such as Residence/Home.



Examining when Group A Offenses occurred offenses show relative consistency throughout the academic year, minus a dip in December, coinciding with Winter Break. September and February have the highest number of reported incidents, with 443 and 405, 12.89% and 11.78%, respectively. Conversely, reports of Group A Offenses drop in the summer months, particularly in June and July, 4.74% and 5.50%, when less classes tend to be offered and there are fewer people on campus.

Violent Crime Overview

From 2023 to 2024, the amount of violent crime on campus showed a significant decrease of 16.67%. However, Aggravated Assault incidents increased from 43 incidents to 51, or 18.60%.

Offense Category	2021	2022	2023	2024	% Change 2023-2024
Murder	1	2	0	0	0.00%
Kidnapping/Abduction	4	5	4	4	0.00%
Forcible Rape	42	24	25	24	-4.00%
Forcible Sodomy	5	4	4	2	-50.00%
Sexual Assault W/Object	3	1	1	0	-100.00%
Criminal Sexual Contact	47	20	43	28	-34.88%
Aggravated Assault	55	62	43	51	18.60%
Robbery	7	10	12	1	-91.67%
Totals	164	128	132	110	-16.67%

Weapon Type	Murder	Kidnapping Abduction	Rape	Sodomy	Sex Assault W/Object	Sexual Contact	Agg. Assault	Robbery
Firearm (Type Not Stated)	0	0	0	0	0	0	1	0
Handgun	0	0	0	0	0	0	9	1
Handgun-Automatic	0	0	0	0	0	0	1	0
Knife/Cutting Instrument	0	0	0	0	0	0	11	0
Blunt Object	0	0	0	0	0	0	6	0
Motor Vehicle	0	0	0	0	0	0	6	0
Asphyxiation	0	0	0	0	0	0	1	0
Personal Weapons	0	3	21	2	0	26	7	0
Other	0	0	1	0	0	0	12	0
Unknown	0	0	2	0	0	1	1	0

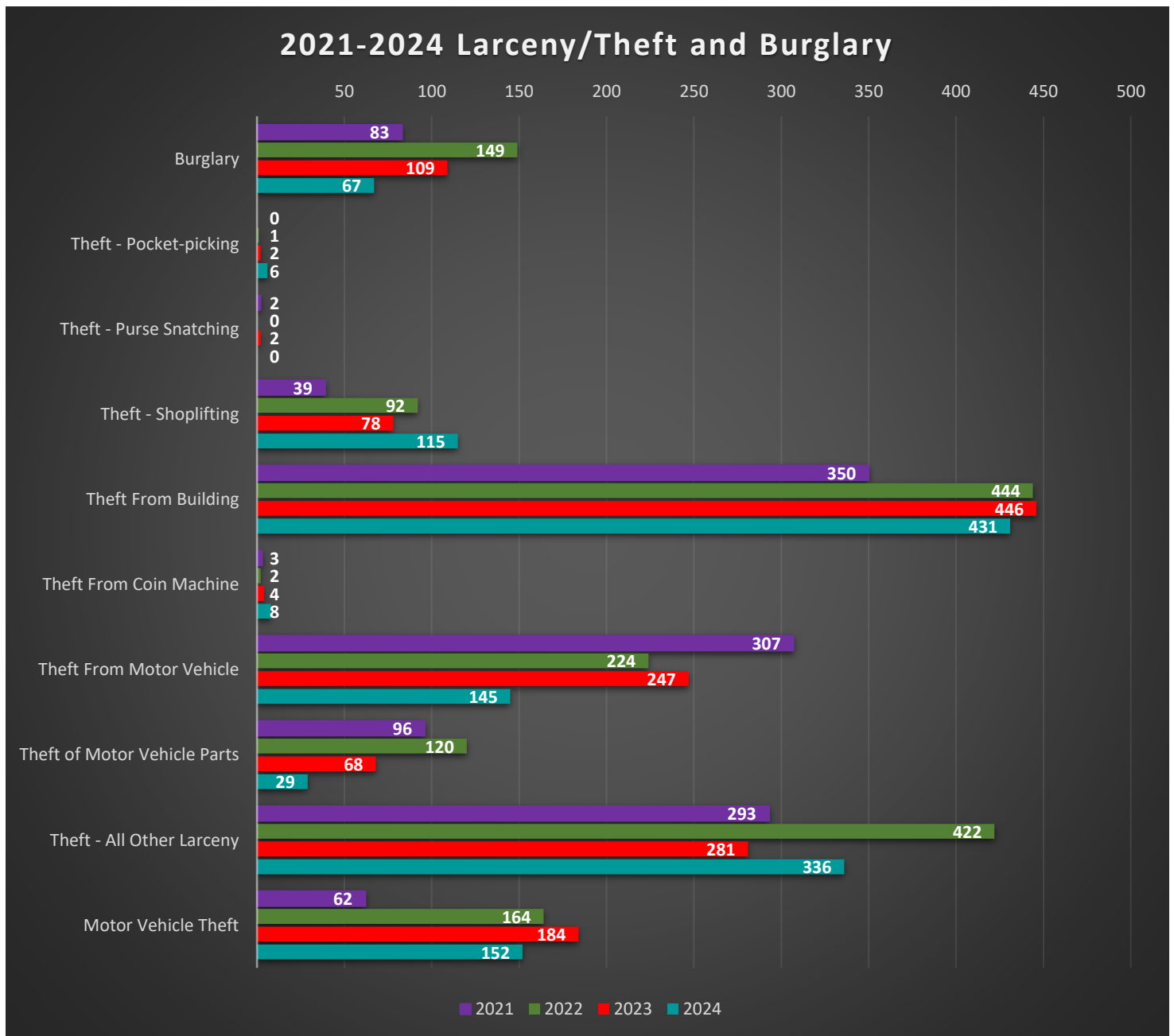
A data element used in the reporting of violent offenses in the TIBRS program is that of the weapon used during the offense. In 2024, 112 weapons were reported as having been used in violent Crime on Campus offenses. Of these, the most commonly reported weapon was Personal Weapons, which includes hands, fists, feet, teeth, etc., and made up 52.68% of weapons used.

Although TIBRS requires each entry to be as specific as possible, weapon types and use of force are categories based upon the types of weapons available for selection within the program criteria.

“Other” is used when the weapon type is not available and “Unknown” is used when the victim does not know or does not report the type of weapon used in a violent offense. It is important to remember that multiple weapon types may be used when reporting an offense. For instance, if someone were assaulted with a baseball bat and a knife, it would be counted as one victim, one assailant, one offense, but two weapon types.

Larceny/Theft and Burglary Offenses

Larceny/Theft offenses accounted for 24.37% of crimes on campus in 2024. The number of offenses decreased 5.14% from 2023, and additionally, Burglary decreased 38.53%. While Burglary does not necessarily include theft, incidents where a Burglary does involve a theft does not result in a separate report of a theft offense. To ensure complete data, Burglary has been included in this section.



The most commonly reported type of theft or larceny reported in for the past four years was Theft From Building. However, 2024 had a 3.36% decrease of reports over 2023. From 2023 to 2024, Larceny/Theft offenses showed a mix of growth and drop in reported incidents, with the largest significant increase occurring with the crime of Shoplifting, increasing 47.44%. The largest significant decreases in reports occurred with the offenses Theft of Motor Vehicle Parts and Theft From Motor Vehicle, dropping 57.35% and 41.30% from 2023 respectively.

Per TIBRS, Crimes Against Property are measured by one offense for each distinct case, except in the case of Motor Vehicle Theft, where one offense is counted for each vehicle stolen.



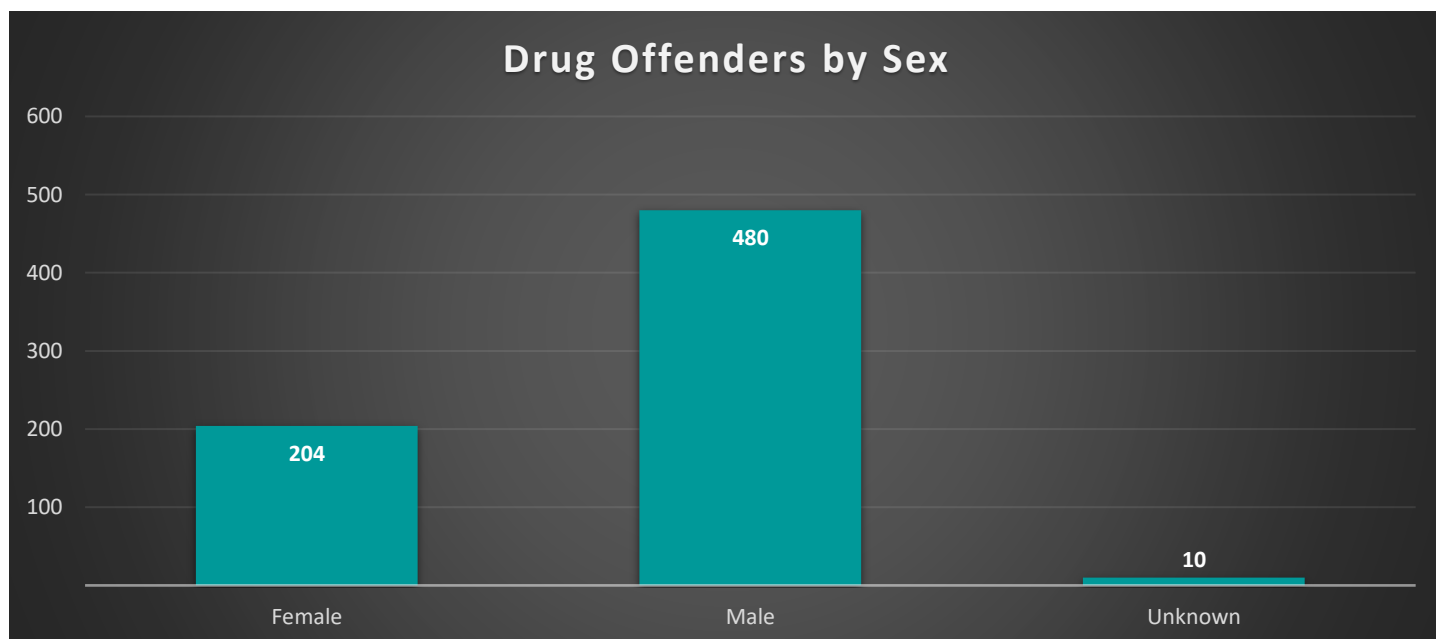
TIBRS allows for the reporting of the type of loss a victim suffers during a particular incident. In crimes dealing with property in 2024, property categorized as Stolen made up over half the reports, at 56.82%. The other two significantly reported types of property loss were Seized (22.99%) and Destroyed/Damaged/Vandalized (13.04%). Of property reported as lost in 2024, 6.71% was later reported as recovered.

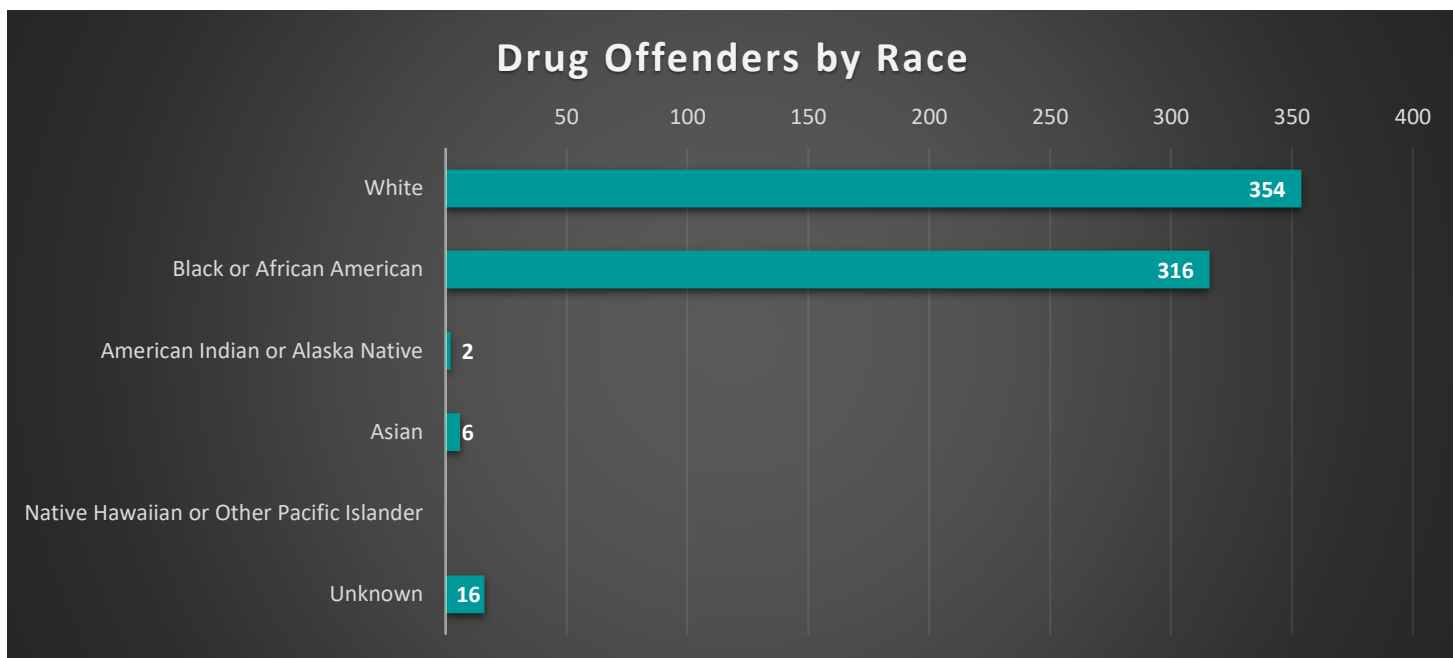
Drug/Narcotic and Equipment Violations

In 2024, Drug/Narcotic offenses accounted for 17.51% of crimes on campus.

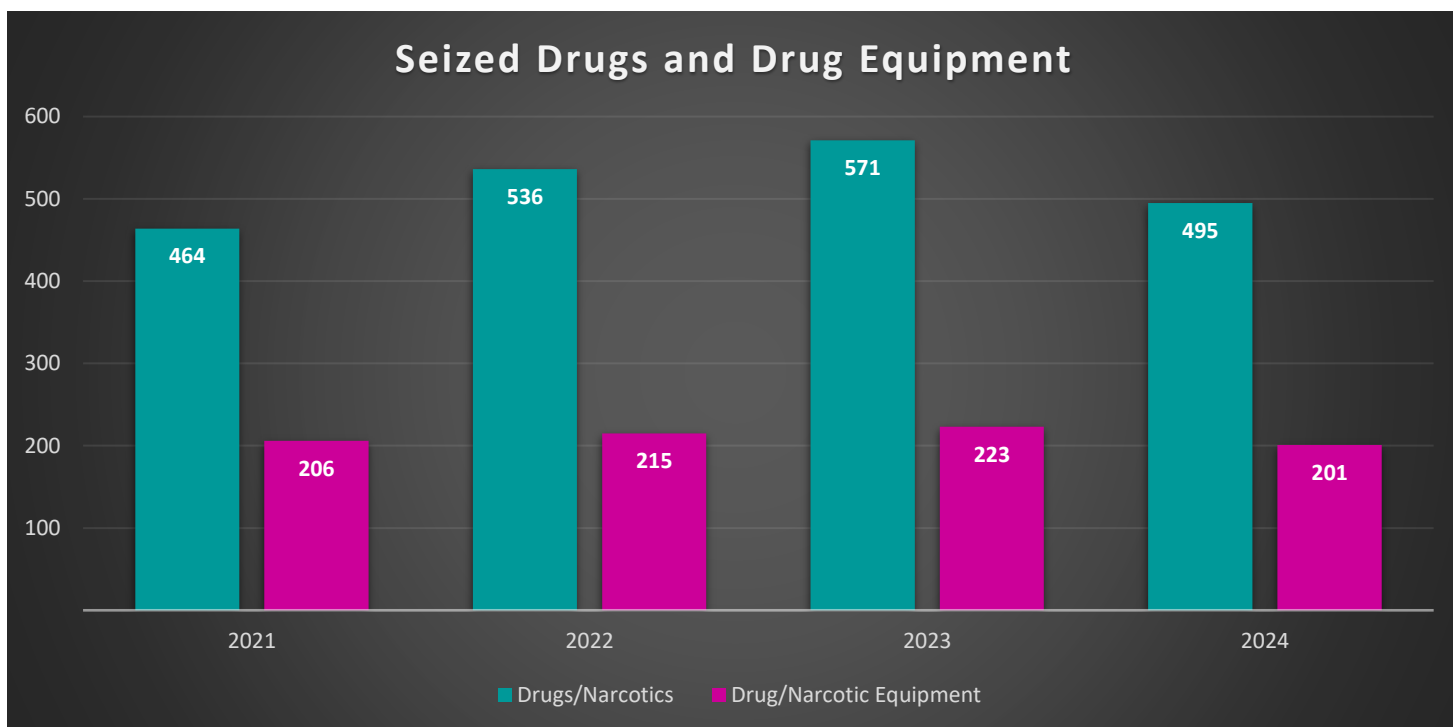
Location Type	#
Highway/Road/Alley	301
School – College/University	238
Residence/Home	200
Hospital	113
Parking Lot/Garage	103
Other/Unknown	6
Park/Playground	5
Jail/Prison	4
Arena/Stadium/Fairgrounds/Coliseum	4
Convenience Store	2
Restaurant	2
Service/Gas Station	2
School-Elementary/Secondary	2
Community Center	2
Bar/Night Club	1
Commercial/Office Building	1
Grocery/Supermarket	1
Government/Public Building	1
Field/Woods	1
Locker Room	1

The most common location type reported in Drug/Narcotic offenses in 2024 was Highway/Road/Alley, accounting for 301 of the 990 reported locations, 30.40%. Other largely reported locations were School- College/University (24.04%) and Residence/Home (20.20%). As with the previous breakdown of reported locations, multiple location types may be reported in each incident.





Males comprised a bit over two thirds of reported Drug/Narcotics offenders at 69.16% of the 694 reported. When looking at offenders by race, nearly all of them were reported to be either White or Black or African American, comprising 51.01% and 45.53% respectively.

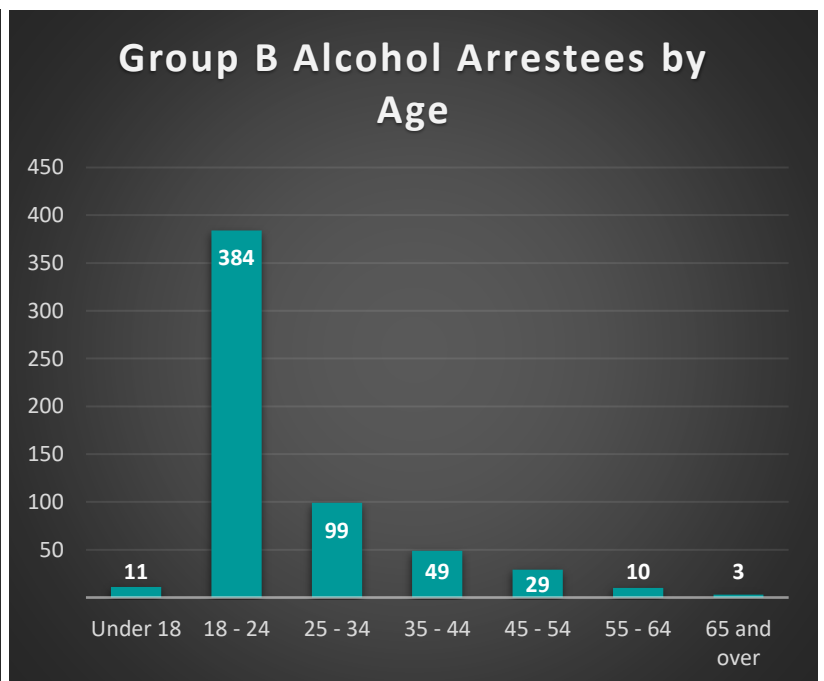
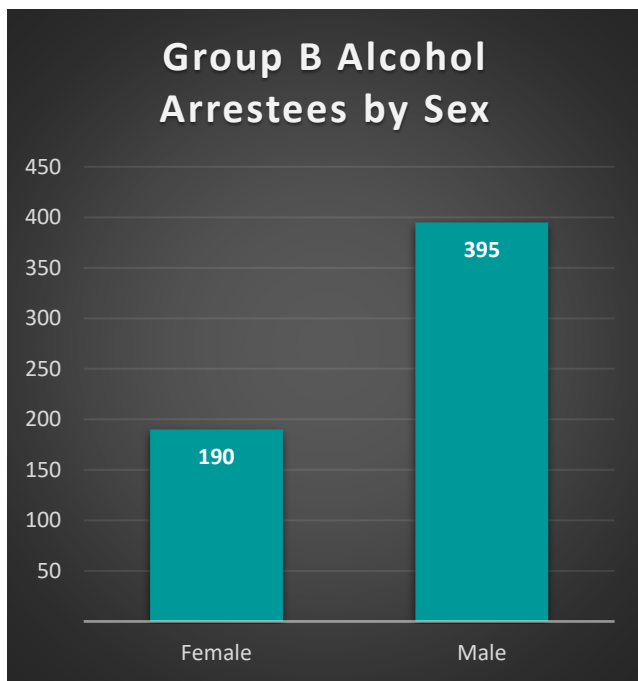


2024 saw decreases in both seized Drugs/Narcotics and Drug/Narcotic Equipment when compared to 2023, with seized narcotics being reported 13.31% less often, and seized equipment decreasing 9.87%. Both of these represent significant decreases, with Drug Equipment seized reaching the exact lowest levels of the past four years.

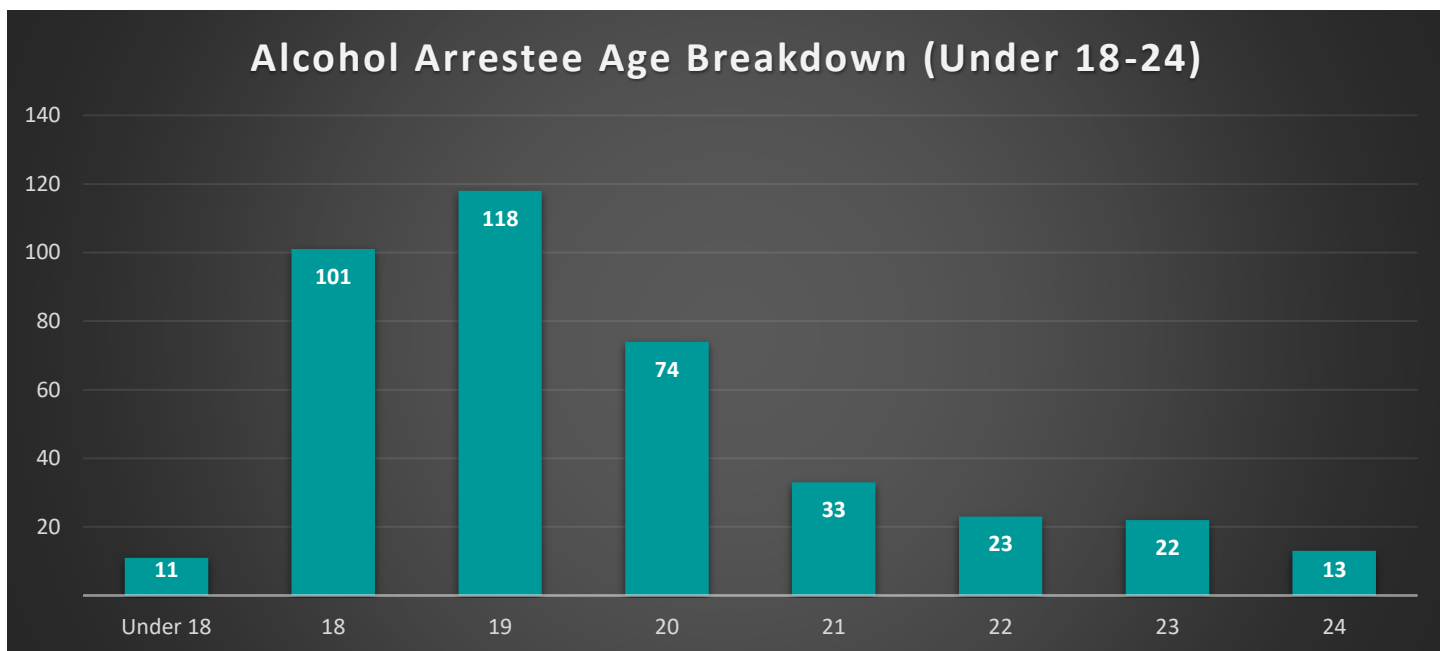
Group B Overview

While the total number of Group A arrests dropped 12.25% from 2023 to 2024, the total number of Group B arrests showed a slightly larger decrease of 14.97% between 2023 and 2024. The majority of this decrease comes from the 46.52% drop in Liquor Law Violation arrests.

Offense Type	2021	2022	2023	2024	2021-2024 %	2023-2024 %
Bad Checks	0	0	0	0	-	-
Curfew/Vagrancy	6	0	3	7	16.67%	133.33%
Disorderly Conduct	20	47	62	62	210.00%	0.00%
DUI	48	88	182	231	381.25%	26.92%
Drunkenness	63	130	169	139	120.63%	-17.75%
Family, Non-Violent	1	3	1	2	100.00%	100.00%
Liquor Law Violations	314	362	402	215	-31.53%	-46.52%
Peeping Tom	0	1	2	1	-	-50.00%
Trespass	102	146	185	214	109.80%	15.68%
90Z: All Other Offenses	48	53	116	83	72.92%	-28.45%
Total	602	830	1,122	954	58.47%	-14.97%



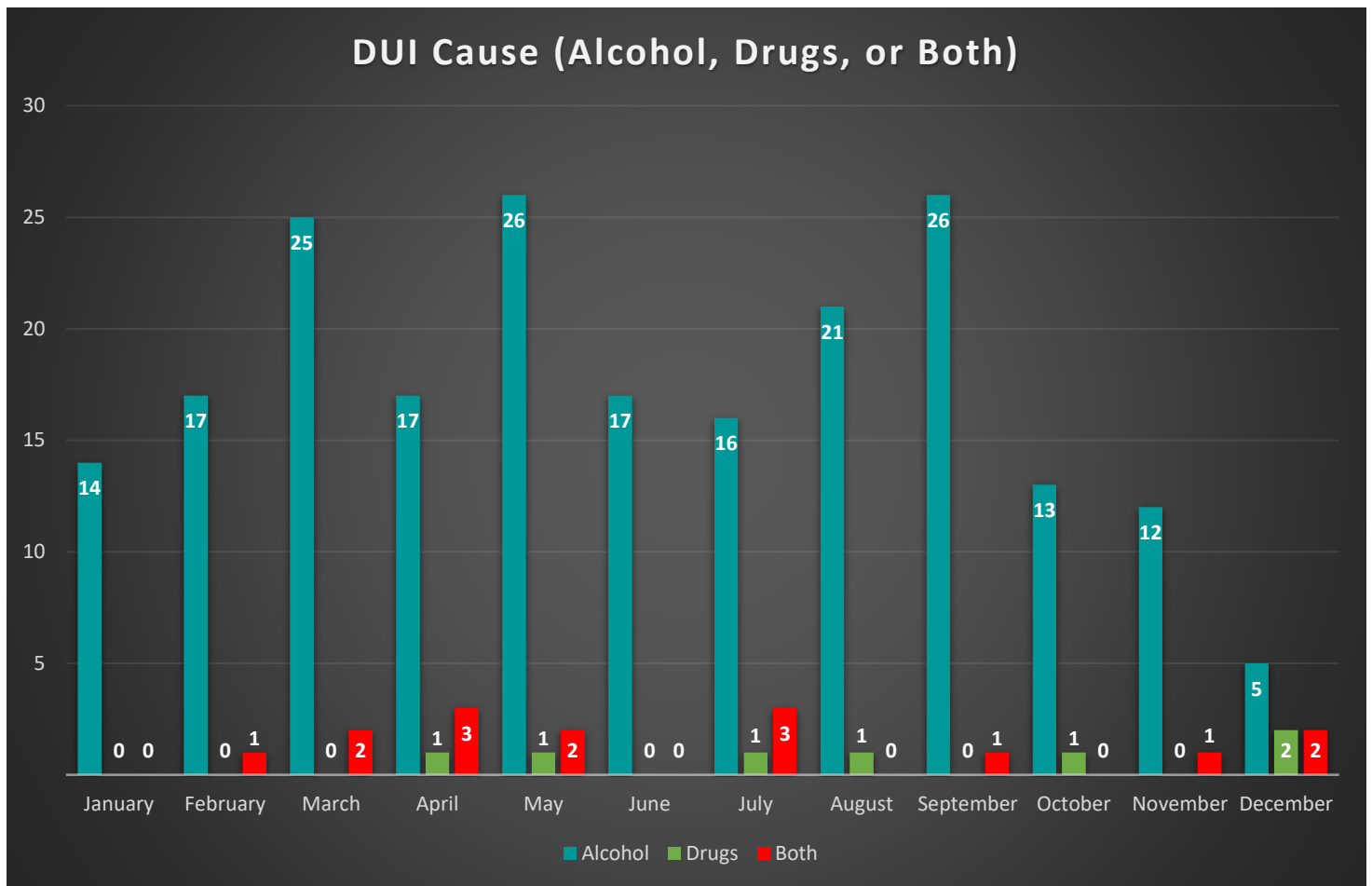
Within the context of exclusively Alcohol-Related Group B Arrestees, 67.52% were reported as having been Male, with the remaining 32.48% being Female. When examining arrestees by age, the most common age group is 18-24, making up 65.64% of Arrestees.



Given that such a large amount of Alcohol Arrestees in Crime on Campus cases are within the younger age bracket of 18-24, it was helpful to further breakdown that age group. In doing so, it can be seen that the majority of arrestees were either 18 (25.57%) or 19 (29.87%). Beyond this, the amount of arrestees drops for each subsequent age, with a noticeable dip when the legal drinking age is reached and underage drinking charges no longer apply.



Breaking down Alcohol Related Arrests by month shows a similar trend to the distribution of reported Group A Crimes. The most common months for Alcohol Related Arrests occurred in September (14.70%), August (11.79%), and March (10.77%), in which the number of arrests were nearly identical between the three. A lull occurs during the summer months and during breaks in June (3.59%), December (4.44%), and July (4.62%), when most classes are out of session.



Finally, we examined DUIs and specifically how they could be separated by the cause of intoxication. Throughout 2024, 231 incidents categorized as a DUI were reported, with the highest amount occurring in May (12.55%). When examining the type of intoxicant in a DUI incident, nearly all arrests had alcohol listed, 90.48%, with Drugs and Both having 3.03% and 6.49% respectively.



Crime on Campus **2024**

On-Campus Institutions

Aquinas College - 2024

GROUP A OFFENSES	Offense	Rate per 1,000	Cleared	% Cleared
Homicide Offenses (Total)	0	0.0	0	0.0
Murder	0	0.0	0	0.0
Negligent Manslaughter	0	0.0	0	0.0
Negligent Vehicular Manslaughter	0	0.0	0	0.0
Kidnapping/Abduction	0	0.0	0	0.0
Sex Offenses (Forcible) (Total)	0	0.0	0	0.0
Forcible Rape	0	0.0	0	0.0
Forcible Sodomy	0	0.0	0	0.0
Sexual Assault W/Object	0	0.0	0	0.0
Criminal Sexual Contact	0	0.0	0	0.0
Robbery	0	0.0	0	0.0
Assault Offenses (Total)	0	0.0	0	0.0
Aggravated Assault	0	0.0	0	0.0
Simple Assault	0	0.0	0	0.0
Intimidation	0	0.0	0	0.0
Stalking	0	0.0	0	0.0
Arson	0	0.0	0	0.0
Extortion/Blackmail	0	0.0	0	0.0
Burglary	0	0.0	0	0.0
Larceny/Theft Offenses (Total)	0	0.0	0	0.0
Theft - Pocket-picking	0	0.0	0	0.0
Theft - Purse Snatching	0	0.0	0	0.0
Theft - Shoplifting	0	0.0	0	0.0
Theft From Building	0	0.0	0	0.0
Theft From Coin Machine	0	0.0	0	0.0
Theft From Motor Vehicle	0	0.0	0	0.0
Theft of Motor Vehicle Parts	0	0.0	0	0.0
Theft - All Other Larceny	0	0.0	0	0.0
Motor Vehicle Theft	2	25.6	0	0.0
Counterfeiting/Forgery	0	0.0	0	0.0
Fraud Offenses (Total)	0	0.0	0	0.0
Fraud - Computer Hacking/Invasion	0	0.0	0	0.0
Fraud - Credit Card/ATM	0	0.0	0	0.0
Fraud - False Pretenses	0	0.0	0	0.0
Fraud - Identity Theft	0	0.0	0	0.0
Fraud - Impersonation	0	0.0	0	0.0
Fraud - Welfare	0	0.0	0	0.0
Fraud - Wire	0	0.0	0	0.0
Embezzlement	0	0.0	0	0.0
Stolen Property Offenses	0	0.0	0	0.0
Destruction/Damage/Vandalism	0	0.0	0	0.0
Drug/Narcotic Violations (Total)	0	0.0	0	0.0
Drug/Narcotic Violations	0	0.0	0	0.0
Drug/Narcotic Equipment Violations	0	0.0	0	0.0

GROUP A OFFENSES	Offense	Rate per 1,000	Cleared	% Cleared
Sex Offenses (Nonforcible) (Total)	0	0.0	0	0.0
Incest	0	0.0	0	0.0
Statutory Rape	0	0.0	0	0.0
Pornography/Obscene Material	0	0.0	0	0.0
Gambling Offenses (Total)	0	0.0	0	0.0
Gambling - Betting/Wagering	0	0.0	0	0.0
Gambling - Operating/Promoting	0	0.0	0	0.0
Gambling - Equipment Violations	0	0.0	0	0.0
Gambling - Sports Tampering	0	0.0	0	0.0
Prostitution Offenses (Total)	0	0.0	0	0.0
Prostitution	0	0.0	0	0.0
Prostitution Assisting/Promoting	0	0.0	0	0.0
Purchasing Prostitution	0	0.0	0	0.0
Human Trafficking Offenses (Total)	0	0.0	0	0.0
Commercial Sex Acts	0	0.0	0	0.0
Involuntary Servitude	0	0.0	0	0.0
Bribery	0	0.0	0	0.0
Weapon Law Violations	0	0.0	0	0.0
Animal Cruelty	0	0.0	0	0.0

GROUP B OFFENSES	Offenses	Rate per 1,000
Bad Checks	0	0.0
Curfew/Vagrancy	0	0.0
Disorderly Conduct	0	0.0
DUI	0	0.0
Drunkenness	0	0.0
Family-Non Violent	0	0.0
Liquor Law Violations	0	0.0
Peeping Tom	0	0.0
Trespass	0	0.0
All Other Offenses	0	0.0

2024 Fall Term Campus Population	
Undergraduate Enrollment	38
Graduate Enrollment	16
Staff Personnel	11
Faculty Personnel	10
Security Personnel	3
Total Campus Population	78



Austin Peay State University - 2024

GROUP A OFFENSES	Offense	Rate per 1,000	Cleared	% Cleared
Homicide Offenses (Total)	0	0.0	0	0.0
Murder	0	0.0	0	0.0
Negligent Manslaughter	0	0.0	0	0.0
Negligent Vehicular Manslaughter	0	0.0	0	0.0
Kidnapping/Abduction	0	0.0	0	0.0
Sex Offenses (Forcible) (Total)	3	0.1	0	0.0
Forcible Rape	2	0.1	0	0.0
Forcible Sodomy	0	0.0	0	0.0
Sexual Assault W/Object	0	0.0	0	0.0
Criminal Sexual Contact	1	0.0	0	0.0
Robbery	0	0.0	0	0.0
Assault Offenses (Total)	13	0.5	10	76.9
Aggravated Assault	2	0.1	2	100.0
Simple Assault	9	0.3	7	77.8
Intimidation	2	0.1	1	50.0
Stalking	0	0.0	0	0.0
Arson	0	0.0	0	0.0
Extortion/Blackmail	0	0.0	0	0.0
Burglary	7	0.3	0	0.0
Larceny/Theft Offenses (Total)	10	0.4	1	10.0
Theft - Pocket-picking	0	0.0	0	0.0
Theft - Purse Snatching	0	0.0	0	0.0
Theft - Shoplifting	2	0.1	0	0.0
Theft From Building	3	0.1	0	0.0
Theft From Coin Machine	0	0.0	0	0.0
Theft From Motor Vehicle	0	0.0	0	0.0
Theft of Motor Vehicle Parts	0	0.0	0	0.0
Theft - All Other Larceny	5	0.2	1	20.0
Motor Vehicle Theft	3	0.1	1	33.3
Counterfeiting/Forgery	0	0.0	0	0.0
Fraud Offenses (Total)	0	0.0	0	0.0
Fraud - Computer Hacking/Invasion	0	0.0	0	0.0
Fraud - Credit Card/ATM	0	0.0	0	0.0
Fraud - False Pretenses	0	0.0	0	0.0
Fraud - Identity Theft	0	0.0	0	0.0
Fraud - Impersonation	0	0.0	0	0.0
Fraud - Welfare	0	0.0	0	0.0
Fraud - Wire	0	0.0	0	0.0
Embezzlement	0	0.0	0	0.0
Stolen Property Offenses	0	0.0	0	0.0
Destruction/Damage/Vandalism	2	0.1	1	50.0
Drug/Narcotic Violations (Total)	29	1.1	28	96.6
Drug/Narcotic Violations	18	0.7	17	94.4
Drug/Narcotic Equipment Violations	11	0.4	11	100.0

GROUP A OFFENSES	Offense	Rate per 1,000	Cleared	% Cleared
Sex Offenses (Nonforcible) (Total)	0	0.0	0	0.0
Incest	0	0.0	0	0.0
Statutory Rape	0	0.0	0	0.0
Pornography/Obscene Material	0	0.0	0	0.0
Gambling Offenses (Total)	0	0.0	0	0.0
Gambling - Betting/Wagering	0	0.0	0	0.0
Gambling - Operating/Promoting	0	0.0	0	0.0
Gambling - Equipment Violations	0	0.0	0	0.0
Gambling - Sports Tampering	0	0.0	0	0.0
Prostitution Offenses (Total)	0	0.0	0	0.0
Prostitution	0	0.0	0	0.0
Prostitution Assisting/Promoting	0	0.0	0	0.0
Purchasing Prostitution	0	0.0	0	0.0
Human Trafficking Offenses (Total)	0	0.0	0	0.0
Commercial Sex Acts	0	0.0	0	0.0
Involuntary Servitude	0	0.0	0	0.0
Bribery	0	0.0	0	0.0
Weapon Law Violations	1	0.0	1	100.0
Animal Cruelty	0	0.0	0	0.0

GROUP B OFFENSES	Offenses	Rate per 1,000
Bad Checks	0	0.0
Curfew/Vagrancy	0	0.0
Disorderly Conduct	0	0.0
DUI	1	0.0
Drunkenness	0	0.0
Family-Non Violent	0	0.0
Liquor Law Violations	13	0.0
Peeping Tom	0	0.0
Trespass	5	0.0
All Other Offenses	1	0.0

2024 Fall Term Campus Population	
Undergraduate Enrollment	8,926
Graduate Enrollment	15,130
Staff Personnel	964
Faculty Personnel	684
Security Personnel	26
Total Campus Population	25,730



Baptist Health Sciences University - 2024

GROUP A OFFENSES	Offense	Rate per 1,000	Cleared	% Cleared
Homicide Offenses (Total)	0	0.0	0	0.0
Murder	0	0.0	0	0.0
Negligent Manslaughter	0	0.0	0	0.0
Negligent Vehicular Manslaughter	0	0.0	0	0.0
Kidnapping/Abduction	0	0.0	0	0.0
Sex Offenses (Forcible) (Total)	0	0.0	0	0.0
Forcible Rape	0	0.0	0	0.0
Forcible Sodomy	0	0.0	0	0.0
Sexual Assault W/Object	0	0.0	0	0.0
Criminal Sexual Contact	0	0.0	0	0.0
Robbery	0	0.0	0	0.0
Assault Offenses (Total)	0	0.0	0	0.0
Aggravated Assault	0	0.0	0	0.0
Simple Assault	0	0.0	0	0.0
Intimidation	0	0.0	0	0.0
Stalking	0	0.0	0	0.0
Arson	0	0.0	0	0.0
Extortion/Blackmail	0	0.0	0	0.0
Burglary	0	0.0	0	0.0
Larceny/Theft Offenses (Total)	2	2.1	0	0.0
Theft - Pocket-picking	0	0.0	0	0.0
Theft - Purse Snatching	0	0.0	0	0.0
Theft - Shoplifting	0	0.0	0	0.0
Theft From Building	0	0.0	0	0.0
Theft From Coin Machine	0	0.0	0	0.0
Theft From Motor Vehicle	0	0.0	0	0.0
Theft of Motor Vehicle Parts	0	0.0	0	0.0
Theft - All Other Larceny	2	2.1	0	0.0
Motor Vehicle Theft	0	0.0	0	0.0
Counterfeiting/Forgery	0	0.0	0	0.0
Fraud Offenses (Total)	0	0.0	0	0.0
Fraud - Computer Hacking/Invasion	0	0.0	0	0.0
Fraud - Credit Card/ATM	0	0.0	0	0.0
Fraud - False Pretenses	0	0.0	0	0.0
Fraud - Identity Theft	0	0.0	0	0.0
Fraud - Impersonation	0	0.0	0	0.0
Fraud - Welfare	0	0.0	0	0.0
Fraud - Wire	0	0.0	0	0.0
Embezzlement	0	0.0	0	0.0
Stolen Property Offenses	0	0.0	0	0.0
Destruction/Damage/Vandalism	0	0.0	0	0.0
Drug/Narcotic Violations (Total)	0	0.0	0	0.0
Drug/Narcotic Violations	0	0.0	0	0.0
Drug/Narcotic Equipment Violations	0	0.0	0	0.0

GROUP A OFFENSES	Offense	Rate per 1,000	Cleared	% Cleared
Sex Offenses (Nonforcible) (Total)	0	0.0	0	0.0
Incest	0	0.0	0	0.0
Statutory Rape	0	0.0	0	0.0
Pornography/Obscene Material	0	0.0	0	0.0
Gambling Offenses (Total)	0	0.0	0	0.0
Gambling - Betting/Wagering	0	0.0	0	0.0
Gambling - Operating/Promoting	0	0.0	0	0.0
Gambling - Equipment Violations	0	0.0	0	0.0
Gambling - Sports Tampering	0	0.0	0	0.0
Prostitution Offenses (Total)	0	0.0	0	0.0
Prostitution	0	0.0	0	0.0
Prostitution Assisting/Promoting	0	0.0	0	0.0
Purchasing Prostitution	0	0.0	0	0.0
Human Trafficking Offenses (Total)	0	0.0	0	0.0
Commercial Sex Acts	0	0.0	0	0.0
Involuntary Servitude	0	0.0	0	0.0
Bribery	0	0.0	0	0.0
Weapon Law Violations	0	0.0	0	0.0
Animal Cruelty	0	0.0	0	0.0

GROUP B OFFENSES	Offenses	Rate per 1,000
Bad Checks	0	0.0
Curfew/Vagrancy	0	0.0
Disorderly Conduct	0	0.0
DUI	0	0.0
Drunkenness	0	0.0
Family-Non Violent	0	0.0
Liquor Law Violations	0	0.0
Peeping Tom	0	0.0
Trespass	0	0.0
All Other Offenses	0	0.0

2024 Fall Term Campus Population	
Undergraduate Enrollment	603
Graduate Enrollment	94
Staff Personnel	156
Faculty Personnel	87
Security Personnel	14
Total Campus Population	954



Bethel University - 2024

GROUP A OFFENSES	Offense	Rate per 1,000	Cleared	% Cleared
Homicide Offenses (Total)	0	0.0	0	0.0
Murder	0	0.0	0	0.0
Negligent Manslaughter	0	0.0	0	0.0
Negligent Vehicular Manslaughter	0	0.0	0	0.0
Kidnapping/Abduction	0	0.0	0	0.0
Sex Offenses (Forcible) (Total)	0	0.0	0	0.0
Forcible Rape	0	0.0	0	0.0
Forcible Sodomy	0	0.0	0	0.0
Sexual Assault W/Object	0	0.0	0	0.0
Criminal Sexual Contact	0	0.0	0	0.0
Robbery	0	0.0	0	0.0
Assault Offenses (Total)	16	12.1	13	81.3
Aggravated Assault	1	0.8	1	100.0
Simple Assault	7	5.3	7	100.0
Intimidation	1	0.8	1	100.0
Stalking	7	5.3	4	57.1
Arson	0	0.0	0	0.0
Extortion/Blackmail	1	0.8	1	100.0
Burglary	1	0.8	0	0.0
Larceny/Theft Offenses (Total)	10	7.6	5	50.0
Theft - Pocket-picking	0	0.0	0	0.0
Theft - Purse Snatching	0	0.0	0	0.0
Theft - Shoplifting	0	0.0	0	0.0
Theft From Building	7	5.3	5	71.4
Theft From Coin Machine	0	0.0	0	0.0
Theft From Motor Vehicle	0	0.0	0	0.0
Theft of Motor Vehicle Parts	0	0.0	0	0.0
Theft - All Other Larceny	3	2.3	0	0.0
Motor Vehicle Theft	1	0.8	0	0.0
Counterfeiting/Forgery	0	0.0	0	0.0
Fraud Offenses (Total)	0	0.0	0	0.0
Fraud - Computer Hacking/Invasion	0	0.0	0	0.0
Fraud - Credit Card/ATM	0	0.0	0	0.0
Fraud - False Pretenses	0	0.0	0	0.0
Fraud - Identity Theft	0	0.0	0	0.0
Fraud - Impersonation	0	0.0	0	0.0
Fraud - Welfare	0	0.0	0	0.0
Fraud - Wire	0	0.0	0	0.0
Embezzlement	0	0.0	0	0.0
Stolen Property Offenses	0	0.0	0	0.0
Destruction/Damage/Vandalism	1	0.8	0	0.0
Drug/Narcotic Violations (Total)	29	21.9	29	100.0
Drug/Narcotic Violations	15	11.3	15	100.0
Drug/Narcotic Equipment Violations	14	10.6	14	100.0

GROUP A OFFENSES	Offense	Rate per 1,000	Cleared	% Cleared
Sex Offenses (Nonforcible) (Total)	0	0.0	0	0.0
Incest	0	0.0	0	0.0
Statutory Rape	0	0.0	0	0.0
Pornography/Obscene Material	0	0.0	0	0.0
Gambling Offenses (Total)	0	0.0	0	0.0
Gambling - Betting/Wagering	0	0.0	0	0.0
Gambling - Operating/Promoting	0	0.0	0	0.0
Gambling - Equipment Violations	0	0.0	0	0.0
Gambling - Sports Tampering	0	0.0	0	0.0
Prostitution Offenses (Total)	0	0.0	0	0.0
Prostitution	0	0.0	0	0.0
Prostitution Assisting/Promoting	0	0.0	0	0.0
Purchasing Prostitution	0	0.0	0	0.0
Human Trafficking Offenses (Total)	0	0.0	0	0.0
Commercial Sex Acts	0	0.0	0	0.0
Involuntary Servitude	0	0.0	0	0.0
Bribery	0	0.0	0	0.0
Weapon Law Violations	1	0.8	1	100.0
Animal Cruelty	0	0.0	0	0.0

GROUP B OFFENSES	Offenses	Rate per 1,000
Bad Checks	0	0.0
Curfew/Vagrancy	0	0.0
Disorderly Conduct	0	0.0
DUI	1	0.0
Drunkenness	0	0.0
Family-Non Violent	0	0.0
Liquor Law Violations	4	0.0
Peeping Tom	0	0.0
Trespass	2	0.0
All Other Offenses	6	0.0

2024 Fall Term Campus Population	
Undergraduate Enrollment	948
Graduate Enrollment	99
Staff Personnel	204
Faculty Personnel	65
Security Personnel	8
Total Campus Population	1,324



Bryan College - 2024

GROUP A OFFENSES	Offense	Rate per 1,000	Cleared	% Cleared
Homicide Offenses (Total)	0	0.0	0	0.0
Murder	0	0.0	0	0.0
Negligent Manslaughter	0	0.0	0	0.0
Negligent Vehicular Manslaughter	0	0.0	0	0.0
Kidnapping/Abduction	0	0.0	0	0.0
Sex Offenses (Forcible) (Total)	0	0.0	0	0.0
Forcible Rape	0	0.0	0	0.0
Forcible Sodomy	0	0.0	0	0.0
Sexual Assault W/Object	0	0.0	0	0.0
Criminal Sexual Contact	0	0.0	0	0.0
Robbery	0	0.0	0	0.0
Assault Offenses (Total)	0	0.0	0	0.0
Aggravated Assault	0	0.0	0	0.0
Simple Assault	0	0.0	0	0.0
Intimidation	0	0.0	0	0.0
Stalking	0	0.0	0	0.0
Arson	0	0.0	0	0.0
Extortion/Blackmail	0	0.0	0	0.0
Burglary	0	0.0	0	0.0
Larceny/Theft Offenses (Total)	0	0.0	0	0.0
Theft - Pocket-picking	0	0.0	0	0.0
Theft - Purse Snatching	0	0.0	0	0.0
Theft - Shoplifting	0	0.0	0	0.0
Theft From Building	0	0.0	0	0.0
Theft From Coin Machine	0	0.0	0	0.0
Theft From Motor Vehicle	0	0.0	0	0.0
Theft of Motor Vehicle Parts	0	0.0	0	0.0
Theft - All Other Larceny	0	0.0	0	0.0
Motor Vehicle Theft	0	0.0	0	0.0
Counterfeiting/Forgery	0	0.0	0	0.0
Fraud Offenses (Total)	0	0.0	0	0.0
Fraud - Computer Hacking/Invasion	0	0.0	0	0.0
Fraud - Credit Card/ATM	0	0.0	0	0.0
Fraud - False Pretenses	0	0.0	0	0.0
Fraud - Identity Theft	0	0.0	0	0.0
Fraud - Impersonation	0	0.0	0	0.0
Fraud - Welfare	0	0.0	0	0.0
Fraud - Wire	0	0.0	0	0.0
Embezzlement	0	0.0	0	0.0
Stolen Property Offenses	0	0.0	0	0.0
Destruction/Damage/Vandalism	0	0.0	0	0.0
Drug/Narcotic Violations (Total)	0	0.0	0	0.0
Drug/Narcotic Violations	0	0.0	0	0.0
Drug/Narcotic Equipment Violations	0	0.0	0	0.0

GROUP A OFFENSES	Offense	Rate per 1,000	Cleared	% Cleared
Sex Offenses (Nonforcible) (Total)	0	0.0	0	0.0
Incest	0	0.0	0	0.0
Statutory Rape	0	0.0	0	0.0
Pornography/Obscene Material	0	0.0	0	0.0
Gambling Offenses (Total)	0	0.0	0	0.0
Gambling - Betting/Wagering	0	0.0	0	0.0
Gambling - Operating/Promoting	0	0.0	0	0.0
Gambling - Equipment Violations	0	0.0	0	0.0
Gambling - Sports Tampering	0	0.0	0	0.0
Prostitution Offenses (Total)	0	0.0	0	0.0
Prostitution	0	0.0	0	0.0
Prostitution Assisting/Promoting	0	0.0	0	0.0
Purchasing Prostitution	0	0.0	0	0.0
Human Trafficking Offenses (Total)	0	0.0	0	0.0
Commercial Sex Acts	0	0.0	0	0.0
Involuntary Servitude	0	0.0	0	0.0
Bribery	0	0.0	0	0.0
Weapon Law Violations	0	0.0	0	0.0
Animal Cruelty	0	0.0	0	0.0

GROUP B OFFENSES	Offenses	Rate per 1,000
Bad Checks	0	0.0
Curfew/Vagrancy	0	0.0
Disorderly Conduct	0	0.0
DUI	0	0.0
Drunkenness	0	0.0
Family-Non Violent	0	0.0
Liquor Law Violations	0	0.0
Peeping Tom	0	0.0
Trespass	0	0.0
All Other Offenses	0	0.0

2024 Fall Term Campus Population	
Undergraduate Enrollment	630
Graduate Enrollment	238
Staff Personnel	129
Faculty Personnel	111
Security Personnel	4
Total Campus Population	1,112



Carson Newman University - 2024

GROUP A OFFENSES	Offense	Rate per 1,000	Cleared	% Cleared
Homicide Offenses (Total)	0	0.0	0	0.0
Murder	0	0.0	0	0.0
Negligent Manslaughter	0	0.0	0	0.0
Negligent Vehicular Manslaughter	0	0.0	0	0.0
Kidnapping/Abduction	0	0.0	0	0.0
Sex Offenses (Forcible) (Total)	0	0.0	0	0.0
Forcible Rape	0	0.0	0	0.0
Forcible Sodomy	0	0.0	0	0.0
Sexual Assault W/Object	0	0.0	0	0.0
Criminal Sexual Contact	0	0.0	0	0.0
Robbery	0	0.0	0	0.0
Assault Offenses (Total)	1	0.4	1	100.0
Aggravated Assault	1	0.4	1	100.0
Simple Assault	0	0.0	0	0.0
Intimidation	0	0.0	0	0.0
Stalking	0	0.0	0	0.0
Arson	0	0.0	0	0.0
Extortion/Blackmail	0	0.0	0	0.0
Burglary	1	0.4	1	100.0
Larceny/Theft Offenses (Total)	4	1.5	2	50.0
Theft - Pocket-picking	0	0.0	0	0.0
Theft - Purse Snatching	0	0.0	0	0.0
Theft - Shoplifting	0	0.0	0	0.0
Theft From Building	4	1.5	2	50.0
Theft From Coin Machine	0	0.0	0	0.0
Theft From Motor Vehicle	0	0.0	0	0.0
Theft of Motor Vehicle Parts	0	0.0	0	0.0
Theft - All Other Larceny	0	0.0	0	0.0
Motor Vehicle Theft	0	0.0	0	0.0
Counterfeiting/Forgery	0	0.0	0	0.0
Fraud Offenses (Total)	0	0.0	0	0.0
Fraud - Computer Hacking/Invasion	0	0.0	0	0.0
Fraud - Credit Card/ATM	0	0.0	0	0.0
Fraud - False Pretenses	0	0.0	0	0.0
Fraud - Identity Theft	0	0.0	0	0.0
Fraud - Impersonation	0	0.0	0	0.0
Fraud - Welfare	0	0.0	0	0.0
Fraud - Wire	0	0.0	0	0.0
Embezzlement	0	0.0	0	0.0
Stolen Property Offenses	0	0.0	0	0.0
Destruction/Damage/Vandalism	1	0.4	1	100.0
Drug/Narcotic Violations (Total)	4	1.5	4	100.0
Drug/Narcotic Violations	3	1.1	3	100.0
Drug/Narcotic Equipment Violations	1	0.4	1	100.0

GROUP A OFFENSES	Offense	Rate per 1,000	Cleared	% Cleared
Sex Offenses (Nonforcible) (Total)	0	0.0	0	0.0
Incest	0	0.0	0	0.0
Statutory Rape	0	0.0	0	0.0
Pornography/Obscene Material	0	0.0	0	0.0
Gambling Offenses (Total)	0	0.0	0	0.0
Gambling - Betting/Wagering	0	0.0	0	0.0
Gambling - Operating/Promoting	0	0.0	0	0.0
Gambling - Equipment Violations	0	0.0	0	0.0
Gambling - Sports Tampering	0	0.0	0	0.0
Prostitution Offenses (Total)	0	0.0	0	0.0
Prostitution	0	0.0	0	0.0
Prostitution Assisting/Promoting	0	0.0	0	0.0
Purchasing Prostitution	0	0.0	0	0.0
Human Trafficking Offenses (Total)	0	0.0	0	0.0
Commercial Sex Acts	0	0.0	0	0.0
Involuntary Servitude	0	0.0	0	0.0
Bribery	0	0.0	0	0.0
Weapon Law Violations	0	0.0	0	0.0
Animal Cruelty	0	0.0	0	0.0

GROUP B OFFENSES	Offenses	Rate per 1,000
Bad Checks	0	0.0
Curfew/Vagrancy	0	0.0
Disorderly Conduct	0	0.0
DUI	0	0.0
Drunkenness	1	0.0
Family-Non Violent	0	0.0
Liquor Law Violations	6	0.0
Peeping Tom	0	0.0
Trespass	0	0.0
All Other Offenses	0	0.0

2024 Fall Term Campus Population	
Undergraduate Enrollment	1,518
Graduate Enrollment	760
Staff Personnel	245
Faculty Personnel	123
Security Personnel	9
Total Campus Population	2,655



Chattanooga State Community College - 2024

GROUP A OFFENSES	Offense	Rate per 1,000	Cleared	% Cleared
Homicide Offenses (Total)	0	0.0	0	0.0
Murder	0	0.0	0	0.0
Negligent Manslaughter	0	0.0	0	0.0
Negligent Vehicular Manslaughter	0	0.0	0	0.0
Kidnapping/Abduction	0	0.0	0	0.0
Sex Offenses (Forcible) (Total)	0	0.0	0	0.0
Forcible Rape	0	0.0	0	0.0
Forcible Sodomy	0	0.0	0	0.0
Sexual Assault W/Object	0	0.0	0	0.0
Criminal Sexual Contact	0	0.0	0	0.0
Robbery	0	0.0	0	0.0
Assault Offenses (Total)	3	0.5	2	66.7
Aggravated Assault	1	0.2	1	100.0
Simple Assault	1	0.2	0	0.0
Intimidation	1	0.2	1	100.0
Stalking	0	0.0	0	0.0
Arson	0	0.0	0	0.0
Extortion/Blackmail	0	0.0	0	0.0
Burglary	0	0.0	0	0.0
Larceny/Theft Offenses (Total)	3	0.5	0	0.0
Theft - Pocket-picking	0	0.0	0	0.0
Theft - Purse Snatching	0	0.0	0	0.0
Theft - Shoplifting	0	0.0	0	0.0
Theft From Building	1	0.2	0	0.0
Theft From Coin Machine	0	0.0	0	0.0
Theft From Motor Vehicle	0	0.0	0	0.0
Theft of Motor Vehicle Parts	0	0.0	0	0.0
Theft - All Other Larceny	2	0.3	0	0.0
Motor Vehicle Theft	0	0.0	0	0.0
Counterfeiting/Forgery	0	0.0	0	0.0
Fraud Offenses (Total)	1	0.2	0	0.0
Fraud - Computer Hacking/Invasion	0	0.0	0	0.0
Fraud - Credit Card/ATM	1	0.2	0	0.0
Fraud - False Pretenses	0	0.0	0	0.0
Fraud - Identity Theft	0	0.0	0	0.0
Fraud - Impersonation	0	0.0	0	0.0
Fraud - Welfare	0	0.0	0	0.0
Fraud - Wire	0	0.0	0	0.0
Embezzlement	0	0.0	0	0.0
Stolen Property Offenses	0	0.0	0	0.0
Destruction/Damage/Vandalism	2	0.3	0	0.0
Drug/Narcotic Violations (Total)	1	0.2	1	100.0
Drug/Narcotic Violations	1	0.2	1	100.0
Drug/Narcotic Equipment Violations	0	0.0	0	0.0

GROUP A OFFENSES	Offense	Rate per 1,000	Cleared	% Cleared
Sex Offenses (Nonforcible) (Total)	0	0.0	0	0.0
Incest	0	0.0	0	0.0
Statutory Rape	0	0.0	0	0.0
Pornography/Obscene Material	0	0.0	0	0.0
Gambling Offenses (Total)	0	0.0	0	0.0
Gambling - Betting/Wagering	0	0.0	0	0.0
Gambling - Operating/Promoting	0	0.0	0	0.0
Gambling - Equipment Violations	0	0.0	0	0.0
Gambling - Sports Tampering	0	0.0	0	0.0
Prostitution Offenses (Total)	0	0.0	0	0.0
Prostitution	0	0.0	0	0.0
Prostitution Assisting/Promoting	0	0.0	0	0.0
Purchasing Prostitution	0	0.0	0	0.0
Human Trafficking Offenses (Total)	0	0.0	0	0.0
Commercial Sex Acts	0	0.0	0	0.0
Involuntary Servitude	0	0.0	0	0.0
Bribery	0	0.0	0	0.0
Weapon Law Violations	1	0.2	1	100.0
Animal Cruelty	0	0.0	0	0.0

GROUP B OFFENSES	Offenses	Rate per 1,000
Bad Checks	0	0.0
Curfew/Vagrancy	0	0.0
Disorderly Conduct	0	0.0
DUI	0	0.0
Drunkenness	0	0.0
Family-Non Violent	0	0.0
Liquor Law Violations	0	0.0
Peeping Tom	0	0.0
Trespass	0	0.0
All Other Offenses	0	0.0

2024 Fall Term Campus Population	
Undergraduate Enrollment	5,542
Graduate Enrollment	0
Staff Personnel	361
Faculty Personnel	523
Security Personnel	14
Total Campus Population	6,440



Christian Brothers University - Campus Police and Safety - 2024

GROUP A OFFENSES	Offense	Rate per 1,000	Cleared	% Cleared
Homicide Offenses (Total)	0	0.0	0	0.0
Murder	0	0.0	0	0.0
Negligent Manslaughter	0	0.0	0	0.0
Negligent Vehicular Manslaughter	0	0.0	0	0.0
Kidnapping/Abduction	0	0.0	0	0.0
Sex Offenses (Forcible) (Total)	0	0.0	0	0.0
Forcible Rape	0	0.0	0	0.0
Forcible Sodomy	0	0.0	0	0.0
Sexual Assault W/Object	0	0.0	0	0.0
Criminal Sexual Contact	0	0.0	0	0.0
Robbery	0	0.0	0	0.0
Assault Offenses (Total)	1	0.5	0	0.0
Aggravated Assault	0	0.0	0	0.0
Simple Assault	0	0.0	0	0.0
Intimidation	1	0.5	0	0.0
Stalking	0	0.0	0	0.0
Arson	0	0.0	0	0.0
Extortion/Blackmail	0	0.0	0	0.0
Burglary	0	0.0	0	0.0
Larceny/Theft Offenses (Total)	9	4.4	0	0.0
Theft - Pocket-picking	0	0.0	0	0.0
Theft - Purse Snatching	0	0.0	0	0.0
Theft - Shoplifting	0	0.0	0	0.0
Theft From Building	8	3.9	0	0.0
Theft From Coin Machine	1	0.5	0	0.0
Theft From Motor Vehicle	0	0.0	0	0.0
Theft of Motor Vehicle Parts	0	0.0	0	0.0
Theft - All Other Larceny	0	0.0	0	0.0
Motor Vehicle Theft	0	0.0	0	0.0
Counterfeiting/Forgery	0	0.0	0	0.0
Fraud Offenses (Total)	0	0.0	0	0.0
Fraud - Computer Hacking/Invasion	0	0.0	0	0.0
Fraud - Credit Card/ATM	0	0.0	0	0.0
Fraud - False Pretenses	0	0.0	0	0.0
Fraud - Identity Theft	0	0.0	0	0.0
Fraud - Impersonation	0	0.0	0	0.0
Fraud - Welfare	0	0.0	0	0.0
Fraud - Wire	0	0.0	0	0.0
Embezzlement	0	0.0	0	0.0
Stolen Property Offenses	0	0.0	0	0.0
Destruction/Damage/Vandalism	3	1.5	0	0.0
Drug/Narcotic Violations (Total)	0	0.0	0	0.0
Drug/Narcotic Violations	0	0.0	0	0.0
Drug/Narcotic Equipment Violations	0	0.0	0	0.0

GROUP A OFFENSES	Offense	Rate per 1,000	Cleared	% Cleared
Sex Offenses (Nonforcible) (Total)	0	0.0	0	0.0
Incest	0	0.0	0	0.0
Statutory Rape	0	0.0	0	0.0
Pornography/Obscene Material	0	0.0	0	0.0
Gambling Offenses (Total)	0	0.0	0	0.0
Gambling - Betting/Wagering	0	0.0	0	0.0
Gambling - Operating/Promoting	0	0.0	0	0.0
Gambling - Equipment Violations	0	0.0	0	0.0
Gambling - Sports Tampering	0	0.0	0	0.0
Prostitution Offenses (Total)	0	0.0	0	0.0
Prostitution	0	0.0	0	0.0
Prostitution Assisting/Promoting	0	0.0	0	0.0
Purchasing Prostitution	0	0.0	0	0.0
Human Trafficking Offenses (Total)	0	0.0	0	0.0
Commercial Sex Acts	0	0.0	0	0.0
Involuntary Servitude	0	0.0	0	0.0
Bribery	0	0.0	0	0.0
Weapon Law Violations	0	0.0	0	0.0
Animal Cruelty	0	0.0	0	0.0

GROUP B OFFENSES	Offenses	Rate per 1,000
Bad Checks	0	0.0
Curfew/Vagrancy	0	0.0
Disorderly Conduct	0	0.0
DUI	0	0.0
Drunkenness	0	0.0
Family-Non Violent	0	0.0
Liquor Law Violations	0	0.0
Peeping Tom	0	0.0
Trespass	0	0.0
All Other Offenses	0	0.0

2024 Fall Term Campus Population	
Undergraduate Enrollment	1,347
Graduate Enrollment	245
Staff Personnel	193
Faculty Personnel	236
Security Personnel	27
Total Campus Population	2,048



Cleveland State Community College - 2024

GROUP A OFFENSES	Offense	Rate per 1,000	Cleared	% Cleared
Homicide Offenses (Total)	0	0.0	0	0.0
Murder	0	0.0	0	0.0
Negligent Manslaughter	0	0.0	0	0.0
Negligent Vehicular Manslaughter	0	0.0	0	0.0
Kidnapping/Abduction	0	0.0	0	0.0
Sex Offenses (Forcible) (Total)	0	0.0	0	0.0
Forcible Rape	0	0.0	0	0.0
Forcible Sodomy	0	0.0	0	0.0
Sexual Assault W/Object	0	0.0	0	0.0
Criminal Sexual Contact	0	0.0	0	0.0
Robbery	0	0.0	0	0.0
Assault Offenses (Total)	5	2.2	0	0.0
Aggravated Assault	0	0.0	0	0.0
Simple Assault	0	0.0	0	0.0
Intimidation	4	1.8	0	0.0
Stalking	1	0.4	0	0.0
Arson	0	0.0	0	0.0
Extortion/Blackmail	0	0.0	0	0.0
Burglary	0	0.0	0	0.0
Larceny/Theft Offenses (Total)	1	0.4	0	0.0
Theft - Pocket-picking	0	0.0	0	0.0
Theft - Purse Snatching	0	0.0	0	0.0
Theft - Shoplifting	0	0.0	0	0.0
Theft From Building	1	0.4	0	0.0
Theft From Coin Machine	0	0.0	0	0.0
Theft From Motor Vehicle	0	0.0	0	0.0
Theft of Motor Vehicle Parts	0	0.0	0	0.0
Theft - All Other Larceny	0	0.0	0	0.0
Motor Vehicle Theft	1	0.4	1	100.0
Counterfeiting/Forgery	0	0.0	0	0.0
Fraud Offenses (Total)	0	0.0	0	0.0
Fraud - Computer Hacking/Invasion	0	0.0	0	0.0
Fraud - Credit Card/ATM	0	0.0	0	0.0
Fraud - False Pretenses	0	0.0	0	0.0
Fraud - Identity Theft	0	0.0	0	0.0
Fraud - Impersonation	0	0.0	0	0.0
Fraud - Welfare	0	0.0	0	0.0
Fraud - Wire	0	0.0	0	0.0
Embezzlement	0	0.0	0	0.0
Stolen Property Offenses	0	0.0	0	0.0
Destruction/Damage/Vandalism	2	0.9	0	0.0
Drug/Narcotic Violations (Total)	2	0.9	0	0.0
Drug/Narcotic Violations	2	0.9	0	0.0
Drug/Narcotic Equipment Violations	0	0.0	0	0.0

GROUP A OFFENSES	Offense	Rate per 1,000	Cleared	% Cleared
Sex Offenses (Nonforcible) (Total)	0	0.0	0	0.0
Incest	0	0.0	0	0.0
Statutory Rape	0	0.0	0	0.0
Pornography/Obscene Material	0	0.0	0	0.0
Gambling Offenses (Total)	0	0.0	0	0.0
Gambling - Betting/Wagering	0	0.0	0	0.0
Gambling - Operating/Promoting	0	0.0	0	0.0
Gambling - Equipment Violations	0	0.0	0	0.0
Gambling - Sports Tampering	0	0.0	0	0.0
Prostitution Offenses (Total)	0	0.0	0	0.0
Prostitution	0	0.0	0	0.0
Prostitution Assisting/Promoting	0	0.0	0	0.0
Purchasing Prostitution	0	0.0	0	0.0
Human Trafficking Offenses (Total)	0	0.0	0	0.0
Commercial Sex Acts	0	0.0	0	0.0
Involuntary Servitude	0	0.0	0	0.0
Bribery	0	0.0	0	0.0
Weapon Law Violations	0	0.0	0	0.0
Animal Cruelty	0	0.0	0	0.0

GROUP B OFFENSES	Offenses	Rate per 1,000
Bad Checks	0	0.0
Curfew/Vagrancy	0	0.0
Disorderly Conduct	0	0.0
DUI	0	0.0
Drunkenness	0	0.0
Family-Non Violent	0	0.0
Liquor Law Violations	0	0.0
Peeping Tom	0	0.0
Trespass	0	0.0
All Other Offenses	2	0.0

2024 Fall Term Campus Population	
Undergraduate Enrollment	2,053
Graduate Enrollment	0
Staff Personnel	110
Faculty Personnel	67
Security Personnel	14
Total Campus Population	2,244



Cumberland University - 2024

GROUP A OFFENSES	Offense	Rate per 1,000	Cleared	% Cleared
Homicide Offenses (Total)	0	0.0	0	0.0
Murder	0	0.0	0	0.0
Negligent Manslaughter	0	0.0	0	0.0
Negligent Vehicular Manslaughter	0	0.0	0	0.0
Kidnapping/Abduction	0	0.0	0	0.0
Sex Offenses (Forcible) (Total)	0	0.0	0	0.0
Forcible Rape	0	0.0	0	0.0
Forcible Sodomy	0	0.0	0	0.0
Sexual Assault W/Object	0	0.0	0	0.0
Criminal Sexual Contact	0	0.0	0	0.0
Robbery	0	0.0	0	0.0
Assault Offenses (Total)	0	0.0	0	0.0
Aggravated Assault	0	0.0	0	0.0
Simple Assault	0	0.0	0	0.0
Intimidation	0	0.0	0	0.0
Stalking	0	0.0	0	0.0
Arson	0	0.0	0	0.0
Extortion/Blackmail	0	0.0	0	0.0
Burglary	0	0.0	0	0.0
Larceny/Theft Offenses (Total)	0	0.0	0	0.0
Theft - Pocket-picking	0	0.0	0	0.0
Theft - Purse Snatching	0	0.0	0	0.0
Theft - Shoplifting	0	0.0	0	0.0
Theft From Building	0	0.0	0	0.0
Theft From Coin Machine	0	0.0	0	0.0
Theft From Motor Vehicle	0	0.0	0	0.0
Theft of Motor Vehicle Parts	0	0.0	0	0.0
Theft - All Other Larceny	0	0.0	0	0.0
Motor Vehicle Theft	0	0.0	0	0.0
Counterfeiting/Forgery	0	0.0	0	0.0
Fraud Offenses (Total)	0	0.0	0	0.0
Fraud - Computer Hacking/Invasion	0	0.0	0	0.0
Fraud - Credit Card/ATM	0	0.0	0	0.0
Fraud - False Pretenses	0	0.0	0	0.0
Fraud - Identity Theft	0	0.0	0	0.0
Fraud - Impersonation	0	0.0	0	0.0
Fraud - Welfare	0	0.0	0	0.0
Fraud - Wire	0	0.0	0	0.0
Embezzlement	0	0.0	0	0.0
Stolen Property Offenses	0	0.0	0	0.0
Destruction/Damage/Vandalism	0	0.0	0	0.0
Drug/Narcotic Violations (Total)	0	0.0	0	0.0
Drug/Narcotic Violations	0	0.0	0	0.0
Drug/Narcotic Equipment Violations	0	0.0	0	0.0

GROUP A OFFENSES	Offense	Rate per 1,000	Cleared	% Cleared
Sex Offenses (Nonforcible) (Total)	0	0.0	0	0.0
Incest	0	0.0	0	0.0
Statutory Rape	0	0.0	0	0.0
Pornography/Obscene Material	0	0.0	0	0.0
Gambling Offenses (Total)	0	0.0	0	0.0
Gambling - Betting/Wagering	0	0.0	0	0.0
Gambling - Operating/Promoting	0	0.0	0	0.0
Gambling - Equipment Violations	0	0.0	0	0.0
Gambling - Sports Tampering	0	0.0	0	0.0
Prostitution Offenses (Total)	0	0.0	0	0.0
Prostitution	0	0.0	0	0.0
Prostitution Assisting/Promoting	0	0.0	0	0.0
Purchasing Prostitution	0	0.0	0	0.0
Human Trafficking Offenses (Total)	0	0.0	0	0.0
Commercial Sex Acts	0	0.0	0	0.0
Involuntary Servitude	0	0.0	0	0.0
Bribery	0	0.0	0	0.0
Weapon Law Violations	0	0.0	0	0.0
Animal Cruelty	0	0.0	0	0.0

GROUP B OFFENSES	Offenses	Rate per 1,000
Bad Checks	0	0.0
Curfew/Vagrancy	0	0.0
Disorderly Conduct	0	0.0
DUI	0	0.0
Drunkenness	0	0.0
Family-Non Violent	0	0.0
Liquor Law Violations	0	0.0
Peeping Tom	0	0.0
Trespass	0	0.0
All Other Offenses	0	0.0

2024 Fall Term Campus Population	
Undergraduate Enrollment	2,277
Graduate Enrollment	335
Staff Personnel	135
Faculty Personnel	95
Security Personnel	11
Total Campus Population	2,853



East Tennessee State University - 2024

GROUP A OFFENSES	Offense	Rate per 1,000	Cleared	% Cleared
Homicide Offenses (Total)	0	0.0	0	0.0
Murder	0	0.0	0	0.0
Negligent Manslaughter	0	0.0	0	0.0
Negligent Vehicular Manslaughter	0	0.0	0	0.0
Kidnapping/Abduction	0	0.0	0	0.0
Sex Offenses (Forcible) (Total)	8	0.5	3	37.5
Forcible Rape	4	0.3	3	75.0
Forcible Sodomy	1	0.1	0	0.0
Sexual Assault W/Object	0	0.0	0	0.0
Criminal Sexual Contact	3	0.2	0	0.0
Robbery	0	0.0	0	0.0
Assault Offenses (Total)	29	1.9	24	82.8
Aggravated Assault	0	0.0	0	0.0
Simple Assault	11	0.7	11	100.0
Intimidation	16	1.0	12	75.0
Stalking	2	0.1	1	50.0
Arson	0	0.0	0	0.0
Extortion/Blackmail	3	0.2	0	0.0
Burglary	4	0.3	1	25.0
Larceny/Theft Offenses (Total)	36	2.4	9	25.0
Theft - Pocket-picking	0	0.0	0	0.0
Theft - Purse Snatching	0	0.0	0	0.0
Theft - Shoplifting	0	0.0	0	0.0
Theft From Building	14	0.9	5	35.7
Theft From Coin Machine	0	0.0	0	0.0
Theft From Motor Vehicle	3	0.2	0	0.0
Theft of Motor Vehicle Parts	1	0.1	0	0.0
Theft - All Other Larceny	18	1.2	4	22.2
Motor Vehicle Theft	1	0.1	0	0.0
Counterfeiting/Forgery	1	0.1	0	0.0
Fraud Offenses (Total)	5	0.3	0	0.0
Fraud - Computer Hacking/Invasion	0	0.0	0	0.0
Fraud - Credit Card/ATM	1	0.1	0	0.0
Fraud - False Pretenses	4	0.3	0	0.0
Fraud - Identity Theft	0	0.0	0	0.0
Fraud - Impersonation	0	0.0	0	0.0
Fraud - Welfare	0	0.0	0	0.0
Fraud - Wire	0	0.0	0	0.0
Embezzlement	0	0.0	0	0.0
Stolen Property Offenses	0	0.0	0	0.0
Destruction/Damage/Vandalism	28	1.8	3	10.7
Drug/Narcotic Violations (Total)	5	0.3	5	100.0
Drug/Narcotic Violations	3	0.2	3	100.0
Drug/Narcotic Equipment Violations	2	0.1	2	100.0

GROUP A OFFENSES	Offense	Rate per 1,000	Cleared	% Cleared
Sex Offenses (Nonforcible) (Total)	0	0.0	0	0.0
Incest	0	0.0	0	0.0
Statutory Rape	0	0.0	0	0.0
Pornography/Obscene Material	0	0.0	0	0.0
Gambling Offenses (Total)	0	0.0	0	0.0
Gambling - Betting/Wagering	0	0.0	0	0.0
Gambling - Operating/Promoting	0	0.0	0	0.0
Gambling - Equipment Violations	0	0.0	0	0.0
Gambling - Sports Tampering	0	0.0	0	0.0
Prostitution Offenses (Total)	0	0.0	0	0.0
Prostitution	0	0.0	0	0.0
Prostitution Assisting/Promoting	0	0.0	0	0.0
Purchasing Prostitution	0	0.0	0	0.0
Human Trafficking Offenses (Total)	0	0.0	0	0.0
Commercial Sex Acts	0	0.0	0	0.0
Involuntary Servitude	0	0.0	0	0.0
Bribery	0	0.0	0	0.0
Weapon Law Violations	2	0.1	1	50.0
Animal Cruelty	0	0.0	0	0.0

GROUP B OFFENSES	Offenses	Rate per 1,000
Bad Checks	0	0.0
Curfew/Vagrancy	0	0.0
Disorderly Conduct	0	0.0
DUI	0	0.0
Drunkenness	0	0.0
Family-Non Violent	0	0.0
Liquor Law Violations	6	0.0
Peeping Tom	0	0.0
Trespass	1	0.0
All Other Offenses	4	0.0

2024 Fall Term Campus Population	
Undergraduate Enrollment	10,179
Graduate Enrollment	2,511
Staff Personnel	1,562
Faculty Personnel	972
Security Personnel	24
Total Campus Population	15,248



Fisk University - 2024

GROUP A OFFENSES	Offense	Rate per 1,000	Cleared	% Cleared
Homicide Offenses (Total)	0	0.0	0	0.0
Murder	0	0.0	0	0.0
Negligent Manslaughter	0	0.0	0	0.0
Negligent Vehicular Manslaughter	0	0.0	0	0.0
Kidnapping/Abduction	0	0.0	0	0.0
Sex Offenses (Forcible) (Total)	3	2.4	0	0.0
Forcible Rape	1	0.8	0	0.0
Forcible Sodomy	0	0.0	0	0.0
Sexual Assault W/Object	0	0.0	0	0.0
Criminal Sexual Contact	2	1.6	0	0.0
Robbery	0	0.0	0	0.0
Assault Offenses (Total)	23	18.1	0	0.0
Aggravated Assault	3	2.4	0	0.0
Simple Assault	14	11.0	0	0.0
Intimidation	6	4.7	0	0.0
Stalking	0	0.0	0	0.0
Arson	1	0.8	0	0.0
Extortion/Blackmail	0	0.0	0	0.0
Burglary	2	1.6	0	0.0
Larceny/Theft Offenses (Total)	9	7.1	0	0.0
Theft - Pocket-picking	0	0.0	0	0.0
Theft - Purse Snatching	0	0.0	0	0.0
Theft - Shoplifting	0	0.0	0	0.0
Theft From Building	7	5.5	0	0.0
Theft From Coin Machine	0	0.0	0	0.0
Theft From Motor Vehicle	1	0.8	0	0.0
Theft of Motor Vehicle Parts	1	0.8	0	0.0
Theft - All Other Larceny	0	0.0	0	0.0
Motor Vehicle Theft	5	3.9	0	0.0
Counterfeiting/Forgery	0	0.0	0	0.0
Fraud Offenses (Total)	0	0.0	0	0.0
Fraud - Computer Hacking/Invasion	0	0.0	0	0.0
Fraud - Credit Card/ATM	0	0.0	0	0.0
Fraud - False Pretenses	0	0.0	0	0.0
Fraud - Identity Theft	0	0.0	0	0.0
Fraud - Impersonation	0	0.0	0	0.0
Fraud - Welfare	0	0.0	0	0.0
Fraud - Wire	0	0.0	0	0.0
Embezzlement	0	0.0	0	0.0
Stolen Property Offenses	0	0.0	0	0.0
Destruction/Damage/Vandalism	10	7.8	0	0.0
Drug/Narcotic Violations (Total)	12	9.4	0	0.0
Drug/Narcotic Violations	9	7.1	0	0.0
Drug/Narcotic Equipment Violations	3	2.4	0	0.0

GROUP A OFFENSES	Offense	Rate per 1,000	Cleared	% Cleared
Sex Offenses (Nonforcible) (Total)	0	0.0	0	0.0
Incest	0	0.0	0	0.0
Statutory Rape	0	0.0	0	0.0
Pornography/Obscene Material	0	0.0	0	0.0
Gambling Offenses (Total)	0	0.0	0	0.0
Gambling - Betting/Wagering	0	0.0	0	0.0
Gambling - Operating/Promoting	0	0.0	0	0.0
Gambling - Equipment Violations	0	0.0	0	0.0
Gambling - Sports Tampering	0	0.0	0	0.0
Prostitution Offenses (Total)	0	0.0	0	0.0
Prostitution	0	0.0	0	0.0
Prostitution Assisting/Promoting	0	0.0	0	0.0
Purchasing Prostitution	0	0.0	0	0.0
Human Trafficking Offenses (Total)	0	0.0	0	0.0
Commercial Sex Acts	0	0.0	0	0.0
Involuntary Servitude	0	0.0	0	0.0
Bribery	0	0.0	0	0.0
Weapon Law Violations	2	1.6	0	0.0
Animal Cruelty	0	0.0	0	0.0

GROUP B OFFENSES	Offenses	Rate per 1,000
Bad Checks	0	0.0
Curfew/Vagrancy	0	0.0
Disorderly Conduct	1	0.0
DUI	0	0.0
Drunkenness	1	0.0
Family-Non Violent	0	0.0
Liquor Law Violations	0	0.0
Peeping Tom	0	0.0
Trespass	14	0.0
All Other Offenses	3	0.0

2024 Fall Term Campus Population	
Undergraduate Enrollment	1,007
Graduate Enrollment	46
Staff Personnel	130
Faculty Personnel	74
Security Personnel	17
Total Campus Population	1,274



Freed-Hardeman University - 2024

GROUP A OFFENSES	Offense	Rate per 1,000	Cleared	% Cleared
Homicide Offenses (Total)	0	0.0	0	0.0
Murder	0	0.0	0	0.0
Negligent Manslaughter	0	0.0	0	0.0
Negligent Vehicular Manslaughter	0	0.0	0	0.0
Kidnapping/Abduction	0	0.0	0	0.0
Sex Offenses (Forcible) (Total)	0	0.0	0	0.0
Forcible Rape	0	0.0	0	0.0
Forcible Sodomy	0	0.0	0	0.0
Sexual Assault W/Object	0	0.0	0	0.0
Criminal Sexual Contact	0	0.0	0	0.0
Robbery	0	0.0	0	0.0
Assault Offenses (Total)	2	0.9	0	0.0
Aggravated Assault	0	0.0	0	0.0
Simple Assault	2	0.9	0	0.0
Intimidation	0	0.0	0	0.0
Stalking	0	0.0	0	0.0
Arson	0	0.0	0	0.0
Extortion/Blackmail	0	0.0	0	0.0
Burglary	0	0.0	0	0.0
Larceny/Theft Offenses (Total)	0	0.0	0	0.0
Theft - Pocket-picking	0	0.0	0	0.0
Theft - Purse Snatching	0	0.0	0	0.0
Theft - Shoplifting	0	0.0	0	0.0
Theft From Building	0	0.0	0	0.0
Theft From Coin Machine	0	0.0	0	0.0
Theft From Motor Vehicle	0	0.0	0	0.0
Theft of Motor Vehicle Parts	0	0.0	0	0.0
Theft - All Other Larceny	0	0.0	0	0.0
Motor Vehicle Theft	1	0.5	0	0.0
Counterfeiting/Forgery	0	0.0	0	0.0
Fraud Offenses (Total)	0	0.0	0	0.0
Fraud - Computer Hacking/Invasion	0	0.0	0	0.0
Fraud - Credit Card/ATM	0	0.0	0	0.0
Fraud - False Pretenses	0	0.0	0	0.0
Fraud - Identity Theft	0	0.0	0	0.0
Fraud - Impersonation	0	0.0	0	0.0
Fraud - Welfare	0	0.0	0	0.0
Fraud - Wire	0	0.0	0	0.0
Embezzlement	0	0.0	0	0.0
Stolen Property Offenses	0	0.0	0	0.0
Destruction/Damage/Vandalism	1	0.5	0	0.0
Drug/Narcotic Violations (Total)	0	0.0	0	0.0
Drug/Narcotic Violations	0	0.0	0	0.0
Drug/Narcotic Equipment Violations	0	0.0	0	0.0

GROUP A OFFENSES	Offense	Rate per 1,000	Cleared	% Cleared
Sex Offenses (Nonforcible) (Total)	0	0.0	0	0.0
Incest	0	0.0	0	0.0
Statutory Rape	0	0.0	0	0.0
Pornography/Obscene Material	0	0.0	0	0.0
Gambling Offenses (Total)	0	0.0	0	0.0
Gambling - Betting/Wagering	0	0.0	0	0.0
Gambling - Operating/Promoting	0	0.0	0	0.0
Gambling - Equipment Violations	0	0.0	0	0.0
Gambling - Sports Tampering	0	0.0	0	0.0
Prostitution Offenses (Total)	0	0.0	0	0.0
Prostitution	0	0.0	0	0.0
Prostitution Assisting/Promoting	0	0.0	0	0.0
Purchasing Prostitution	0	0.0	0	0.0
Human Trafficking Offenses (Total)	0	0.0	0	0.0
Commercial Sex Acts	0	0.0	0	0.0
Involuntary Servitude	0	0.0	0	0.0
Bribery	0	0.0	0	0.0
Weapon Law Violations	0	0.0	0	0.0
Animal Cruelty	0	0.0	0	0.0

GROUP B OFFENSES	Offenses	Rate per 1,000
Bad Checks	0	0.0
Curfew/Vagrancy	0	0.0
Disorderly Conduct	0	0.0
DUI	0	0.0
Drunkenness	0	0.0
Family-Non Violent	0	0.0
Liquor Law Violations	0	0.0
Peeping Tom	0	0.0
Trespass	0	0.0
All Other Offenses	0	0.0

2024 Fall Term Campus Population	
Undergraduate Enrollment	1,462
Graduate Enrollment	302
Staff Personnel	183
Faculty Personnel	254
Security Personnel	8
Total Campus Population	2,209



Jackson State Community College - 2024

GROUP A OFFENSES	Offense	Rate per 1,000	Cleared	% Cleared
Homicide Offenses (Total)	0	0.0	0	0.0
Murder	0	0.0	0	0.0
Negligent Manslaughter	0	0.0	0	0.0
Negligent Vehicular Manslaughter	0	0.0	0	0.0
Kidnapping/Abduction	0	0.0	0	0.0
Sex Offenses (Forcible) (Total)	0	0.0	0	0.0
Forcible Rape	0	0.0	0	0.0
Forcible Sodomy	0	0.0	0	0.0
Sexual Assault W/Object	0	0.0	0	0.0
Criminal Sexual Contact	0	0.0	0	0.0
Robbery	0	0.0	0	0.0
Assault Offenses (Total)	0	0.0	0	0.0
Aggravated Assault	0	0.0	0	0.0
Simple Assault	0	0.0	0	0.0
Intimidation	0	0.0	0	0.0
Stalking	0	0.0	0	0.0
Arson	0	0.0	0	0.0
Extortion/Blackmail	0	0.0	0	0.0
Burglary	0	0.0	0	0.0
Larceny/Theft Offenses (Total)	1	0.3	0	0.0
Theft - Pocket-picking	0	0.0	0	0.0
Theft - Purse Snatching	0	0.0	0	0.0
Theft - Shoplifting	0	0.0	0	0.0
Theft From Building	0	0.0	0	0.0
Theft From Coin Machine	0	0.0	0	0.0
Theft From Motor Vehicle	0	0.0	0	0.0
Theft of Motor Vehicle Parts	0	0.0	0	0.0
Theft - All Other Larceny	1	0.3	0	0.0
Motor Vehicle Theft	1	0.3	1	100.0
Counterfeiting/Forgery	0	0.0	0	0.0
Fraud Offenses (Total)	0	0.0	0	0.0
Fraud - Computer Hacking/Invasion	0	0.0	0	0.0
Fraud - Credit Card/ATM	0	0.0	0	0.0
Fraud - False Pretenses	0	0.0	0	0.0
Fraud - Identity Theft	0	0.0	0	0.0
Fraud - Impersonation	0	0.0	0	0.0
Fraud - Welfare	0	0.0	0	0.0
Fraud - Wire	0	0.0	0	0.0
Embezzlement	0	0.0	0	0.0
Stolen Property Offenses	0	0.0	0	0.0
Destruction/Damage/Vandalism	0	0.0	0	0.0
Drug/Narcotic Violations (Total)	0	0.0	0	0.0
Drug/Narcotic Violations	0	0.0	0	0.0
Drug/Narcotic Equipment Violations	0	0.0	0	0.0

GROUP A OFFENSES	Offense	Rate per 1,000	Cleared	% Cleared
Sex Offenses (Nonforcible) (Total)	0	0.0	0	0.0
Incest	0	0.0	0	0.0
Statutory Rape	0	0.0	0	0.0
Pornography/Obscene Material	0	0.0	0	0.0
Gambling Offenses (Total)	0	0.0	0	0.0
Gambling - Betting/Wagering	0	0.0	0	0.0
Gambling - Operating/Promoting	0	0.0	0	0.0
Gambling - Equipment Violations	0	0.0	0	0.0
Gambling - Sports Tampering	0	0.0	0	0.0
Prostitution Offenses (Total)	0	0.0	0	0.0
Prostitution	0	0.0	0	0.0
Prostitution Assisting/Promoting	0	0.0	0	0.0
Purchasing Prostitution	0	0.0	0	0.0
Human Trafficking Offenses (Total)	0	0.0	0	0.0
Commercial Sex Acts	0	0.0	0	0.0
Involuntary Servitude	0	0.0	0	0.0
Bribery	0	0.0	0	0.0
Weapon Law Violations	0	0.0	0	0.0
Animal Cruelty	0	0.0	0	0.0

GROUP B OFFENSES	Offenses	Rate per 1,000
Bad Checks	0	0.0
Curfew/Vagrancy	0	0.0
Disorderly Conduct	0	0.0
DUI	0	0.0
Drunkenness	0	0.0
Family-Non Violent	0	0.0
Liquor Law Violations	0	0.0
Peeping Tom	0	0.0
Trespass	0	0.0
All Other Offenses	0	0.0

2024 Fall Term Campus Population	
Undergraduate Enrollment	3,288
Graduate Enrollment	0
Staff Personnel	130
Faculty Personnel	202
Security Personnel	5
Total Campus Population	3,625



Johnson University - 2024

GROUP A OFFENSES	Offense	Rate per 1,000	Cleared	% Cleared
Homicide Offenses (Total)	0	0.0	0	0.0
Murder	0	0.0	0	0.0
Negligent Manslaughter	0	0.0	0	0.0
Negligent Vehicular Manslaughter	0	0.0	0	0.0
Kidnapping/Abduction	0	0.0	0	0.0
Sex Offenses (Forcible) (Total)	1	0.9	1	100.0
Forcible Rape	0	0.0	0	0.0
Forcible Sodomy	0	0.0	0	0.0
Sexual Assault W/Object	0	0.0	0	0.0
Criminal Sexual Contact	1	0.9	1	100.0
Robbery	0	0.0	0	0.0
Assault Offenses (Total)	0	0.0	0	0.0
Aggravated Assault	0	0.0	0	0.0
Simple Assault	0	0.0	0	0.0
Intimidation	0	0.0	0	0.0
Stalking	0	0.0	0	0.0
Arson	0	0.0	0	0.0
Extortion/Blackmail	0	0.0	0	0.0
Burglary	0	0.0	0	0.0
Larceny/Theft Offenses (Total)	3	2.8	1	33.3
Theft - Pocket-picking	0	0.0	0	0.0
Theft - Purse Snatching	0	0.0	0	0.0
Theft - Shoplifting	1	0.9	1	100.0
Theft From Building	2	1.9	0	0.0
Theft From Coin Machine	0	0.0	0	0.0
Theft From Motor Vehicle	0	0.0	0	0.0
Theft of Motor Vehicle Parts	0	0.0	0	0.0
Theft - All Other Larceny	0	0.0	0	0.0
Motor Vehicle Theft	0	0.0	0	0.0
Counterfeiting/Forgery	0	0.0	0	0.0
Fraud Offenses (Total)	0	0.0	0	0.0
Fraud - Computer Hacking/Invasion	0	0.0	0	0.0
Fraud - Credit Card/ATM	0	0.0	0	0.0
Fraud - False Pretenses	0	0.0	0	0.0
Fraud - Identity Theft	0	0.0	0	0.0
Fraud - Impersonation	0	0.0	0	0.0
Fraud - Welfare	0	0.0	0	0.0
Fraud - Wire	0	0.0	0	0.0
Embezzlement	0	0.0	0	0.0
Stolen Property Offenses	0	0.0	0	0.0
Destruction/Damage/Vandalism	0	0.0	0	0.0
Drug/Narcotic Violations (Total)	2	1.9	2	100.0
Drug/Narcotic Violations	1	0.9	1	100.0
Drug/Narcotic Equipment Violations	1	0.9	1	100.0

GROUP A OFFENSES	Offense	Rate per 1,000	Cleared	% Cleared
Sex Offenses (Nonforcible) (Total)	0	0.0	0	0.0
Incest	0	0.0	0	0.0
Statutory Rape	0	0.0	0	0.0
Pornography/Obscene Material	0	0.0	0	0.0
Gambling Offenses (Total)	0	0.0	0	0.0
Gambling - Betting/Wagering	0	0.0	0	0.0
Gambling - Operating/Promoting	0	0.0	0	0.0
Gambling - Equipment Violations	0	0.0	0	0.0
Gambling - Sports Tampering	0	0.0	0	0.0
Prostitution Offenses (Total)	0	0.0	0	0.0
Prostitution	0	0.0	0	0.0
Prostitution Assisting/Promoting	0	0.0	0	0.0
Purchasing Prostitution	0	0.0	0	0.0
Human Trafficking Offenses (Total)	0	0.0	0	0.0
Commercial Sex Acts	0	0.0	0	0.0
Involuntary Servitude	0	0.0	0	0.0
Bribery	0	0.0	0	0.0
Weapon Law Violations	0	0.0	0	0.0
Animal Cruelty	0	0.0	0	0.0

GROUP B OFFENSES	Offenses	Rate per 1,000
Bad Checks	0	0.0
Curfew/Vagrancy	0	0.0
Disorderly Conduct	0	0.0
DUI	0	0.0
Drunkenness	0	0.0
Family-Non Violent	0	0.0
Liquor Law Violations	1	0.0
Peeping Tom	0	0.0
Trespass	0	0.0
All Other Offenses	1	0.0

2024 Fall Term Campus Population	
Undergraduate Enrollment	650
Graduate Enrollment	82
Staff Personnel	144
Faculty Personnel	187
Security Personnel	8
Total Campus Population	1,071



King University - 2024

GROUP A OFFENSES	Offense	Rate per 1,000	Cleared	% Cleared
Homicide Offenses (Total)	0	0.0	0	0.0
Murder	0	0.0	0	0.0
Negligent Manslaughter	0	0.0	0	0.0
Negligent Vehicular Manslaughter	0	0.0	0	0.0
Kidnapping/Abduction	1	0.8	1	100.0
Sex Offenses (Forcible) (Total)	0	0.0	0	0.0
Forcible Rape	0	0.0	0	0.0
Forcible Sodomy	0	0.0	0	0.0
Sexual Assault W/Object	0	0.0	0	0.0
Criminal Sexual Contact	0	0.0	0	0.0
Robbery	0	0.0	0	0.0
Assault Offenses (Total)	9	7.0	1	11.1
Aggravated Assault	0	0.0	0	0.0
Simple Assault	7	5.4	1	14.3
Intimidation	2	1.6	0	0.0
Stalking	0	0.0	0	0.0
Arson	0	0.0	0	0.0
Extortion/Blackmail	0	0.0	0	0.0
Burglary	0	0.0	0	0.0
Larceny/Theft Offenses (Total)	6	4.7	0	0.0
Theft - Pocket-picking	0	0.0	0	0.0
Theft - Purse Snatching	0	0.0	0	0.0
Theft - Shoplifting	0	0.0	0	0.0
Theft From Building	4	3.1	0	0.0
Theft From Coin Machine	0	0.0	0	0.0
Theft From Motor Vehicle	2	1.6	0	0.0
Theft of Motor Vehicle Parts	0	0.0	0	0.0
Theft - All Other Larceny	0	0.0	0	0.0
Motor Vehicle Theft	0	0.0	0	0.0
Counterfeiting/Forgery	0	0.0	0	0.0
Fraud Offenses (Total)	1	0.8	0	0.0
Fraud - Computer Hacking/Invasion	0	0.0	0	0.0
Fraud - Credit Card/ATM	0	0.0	0	0.0
Fraud - False Pretenses	1	0.8	0	0.0
Fraud - Identity Theft	0	0.0	0	0.0
Fraud - Impersonation	0	0.0	0	0.0
Fraud - Welfare	0	0.0	0	0.0
Fraud - Wire	0	0.0	0	0.0
Embezzlement	0	0.0	0	0.0
Stolen Property Offenses	0	0.0	0	0.0
Destruction/Damage/Vandalism	2	1.6	0	0.0
Drug/Narcotic Violations (Total)	3	2.3	0	0.0
Drug/Narcotic Violations	2	1.6	0	0.0
Drug/Narcotic Equipment Violations	1	0.8	0	0.0

GROUP A OFFENSES	Offense	Rate per 1,000	Cleared	% Cleared
Sex Offenses (Nonforcible) (Total)	0	0.0	0	0.0
Incest	0	0.0	0	0.0
Statutory Rape	0	0.0	0	0.0
Pornography/Obscene Material	0	0.0	0	0.0
Gambling Offenses (Total)	0	0.0	0	0.0
Gambling - Betting/Wagering	0	0.0	0	0.0
Gambling - Operating/Promoting	0	0.0	0	0.0
Gambling - Equipment Violations	0	0.0	0	0.0
Gambling - Sports Tampering	0	0.0	0	0.0
Prostitution Offenses (Total)	0	0.0	0	0.0
Prostitution	0	0.0	0	0.0
Prostitution Assisting/Promoting	0	0.0	0	0.0
Purchasing Prostitution	0	0.0	0	0.0
Human Trafficking Offenses (Total)	0	0.0	0	0.0
Commercial Sex Acts	0	0.0	0	0.0
Involuntary Servitude	0	0.0	0	0.0
Bribery	0	0.0	0	0.0
Weapon Law Violations	1	0.8	0	0.0
Animal Cruelty	0	0.0	0	0.0

GROUP B OFFENSES	Offenses	Rate per 1,000
Bad Checks	0	0.0
Curfew/Vagrancy	0	0.0
Disorderly Conduct	0	0.0
DUI	0	0.0
Drunkenness	0	0.0
Family-Non Violent	0	0.0
Liquor Law Violations	1	0.0
Peeping Tom	0	0.0
Trespass	0	0.0
All Other Offenses	0	0.0

2024 Fall Term Campus Population	
Undergraduate Enrollment	918
Graduate Enrollment	177
Staff Personnel	67
Faculty Personnel	119
Security Personnel	8
Total Campus Population	1,289



Lane College - 2024

GROUP A OFFENSES	Offense	Rate per 1,000	Cleared	% Cleared
Homicide Offenses (Total)	0	0.0	0	0.0
Murder	0	0.0	0	0.0
Negligent Manslaughter	0	0.0	0	0.0
Negligent Vehicular Manslaughter	0	0.0	0	0.0
Kidnapping/Abduction	0	0.0	0	0.0
Sex Offenses (Forcible) (Total)	2	2.1	2	100.0
Forcible Rape	1	1.1	1	100.0
Forcible Sodomy	0	0.0	0	0.0
Sexual Assault W/Object	0	0.0	0	0.0
Criminal Sexual Contact	1	1.1	1	100.0
Robbery	0	0.0	0	0.0
Assault Offenses (Total)	22	23.5	11	50.0
Aggravated Assault	2	2.1	1	50.0
Simple Assault	13	13.9	9	69.2
Intimidation	7	7.5	1	14.3
Stalking	0	0.0	0	0.0
Arson	0	0.0	0	0.0
Extortion/Blackmail	0	0.0	0	0.0
Burglary	7	7.5	0	0.0
Larceny/Theft Offenses (Total)	13	13.9	0	0.0
Theft - Pocket-picking	0	0.0	0	0.0
Theft - Purse Snatching	0	0.0	0	0.0
Theft - Shoplifting	0	0.0	0	0.0
Theft From Building	3	3.2	0	0.0
Theft From Coin Machine	0	0.0	0	0.0
Theft From Motor Vehicle	5	5.3	0	0.0
Theft of Motor Vehicle Parts	3	3.2	0	0.0
Theft - All Other Larceny	2	2.1	0	0.0
Motor Vehicle Theft	1	1.1	0	0.0
Counterfeiting/Forgery	0	0.0	0	0.0
Fraud Offenses (Total)	0	0.0	0	0.0
Fraud - Computer Hacking/Invasion	0	0.0	0	0.0
Fraud - Credit Card/ATM	0	0.0	0	0.0
Fraud - False Pretenses	0	0.0	0	0.0
Fraud - Identity Theft	0	0.0	0	0.0
Fraud - Impersonation	0	0.0	0	0.0
Fraud - Welfare	0	0.0	0	0.0
Fraud - Wire	0	0.0	0	0.0
Embezzlement	0	0.0	0	0.0
Stolen Property Offenses	0	0.0	0	0.0
Destruction/Damage/Vandalism	11	11.7	0	0.0
Drug/Narcotic Violations (Total)	4	4.3	4	100.0
Drug/Narcotic Violations	4	4.3	4	100.0
Drug/Narcotic Equipment Violations	0	0.0	0	0.0

GROUP A OFFENSES	Offense	Rate per 1,000	Cleared	% Cleared
Sex Offenses (Nonforcible) (Total)	0	0.0	0	0.0
Incest	0	0.0	0	0.0
Statutory Rape	0	0.0	0	0.0
Pornography/Obscene Material	1	1.1	1	100.0
Gambling Offenses (Total)	0	0.0	0	0.0
Gambling - Betting/Wagering	0	0.0	0	0.0
Gambling - Operating/Promoting	0	0.0	0	0.0
Gambling - Equipment Violations	0	0.0	0	0.0
Gambling - Sports Tampering	0	0.0	0	0.0
Prostitution Offenses (Total)	0	0.0	0	0.0
Prostitution	0	0.0	0	0.0
Prostitution Assisting/Promoting	0	0.0	0	0.0
Purchasing Prostitution	0	0.0	0	0.0
Human Trafficking Offenses (Total)	0	0.0	0	0.0
Commercial Sex Acts	0	0.0	0	0.0
Involuntary Servitude	0	0.0	0	0.0
Bribery	0	0.0	0	0.0
Weapon Law Violations	1	1.1	0	0.0
Animal Cruelty	0	0.0	0	0.0

GROUP B OFFENSES	Offenses	Rate per 1,000
Bad Checks	0	0.0
Curfew/Vagrancy	0	0.0
Disorderly Conduct	0	0.0
DUI	0	0.0
Drunkenness	0	0.0
Family-Non Violent	0	0.0
Liquor Law Violations	0	0.0
Peeping Tom	0	0.0
Trespass	0	0.0
All Other Offenses	0	0.0

2024 Fall Term Campus Population	
Undergraduate Enrollment	723
Graduate Enrollment	0
Staff Personnel	152
Faculty Personnel	53
Security Personnel	9
Total Campus Population	937



Lee University - 2024

GROUP A OFFENSES	Offense	Rate per 1,000	Cleared	% Cleared
Homicide Offenses (Total)	0	0.0	0	0.0
Murder	0	0.0	0	0.0
Negligent Manslaughter	0	0.0	0	0.0
Negligent Vehicular Manslaughter	0	0.0	0	0.0
Kidnapping/Abduction	0	0.0	0	0.0
Sex Offenses (Forcible) (Total)	1	0.3	1	100.0
Forcible Rape	0	0.0	0	0.0
Forcible Sodomy	0	0.0	0	0.0
Sexual Assault W/Object	0	0.0	0	0.0
Criminal Sexual Contact	1	0.3	1	100.0
Robbery	0	0.0	0	0.0
Assault Offenses (Total)	16	4.1	4	25.0
Aggravated Assault	3	0.8	2	66.7
Simple Assault	4	1.0	1	25.0
Intimidation	6	1.5	0	0.0
Stalking	3	0.8	1	33.3
Arson	0	0.0	0	0.0
Extortion/Blackmail	0	0.0	0	0.0
Burglary	2	0.5	1	50.0
Larceny/Theft Offenses (Total)	19	4.9	1	5.3
Theft - Pocket-picking	0	0.0	0	0.0
Theft - Purse Snatching	0	0.0	0	0.0
Theft - Shoplifting	0	0.0	0	0.0
Theft From Building	11	2.8	1	9.1
Theft From Coin Machine	0	0.0	0	0.0
Theft From Motor Vehicle	5	1.3	0	0.0
Theft of Motor Vehicle Parts	0	0.0	0	0.0
Theft - All Other Larceny	3	0.8	0	0.0
Motor Vehicle Theft	1	0.3	0	0.0
Counterfeiting/Forgery	0	0.0	0	0.0
Fraud Offenses (Total)	3	0.8	0	0.0
Fraud - Computer Hacking/Invasion	2	0.5	0	0.0
Fraud - Credit Card/ATM	0	0.0	0	0.0
Fraud - False Pretenses	1	0.3	0	0.0
Fraud - Identity Theft	0	0.0	0	0.0
Fraud - Impersonation	0	0.0	0	0.0
Fraud - Welfare	0	0.0	0	0.0
Fraud - Wire	0	0.0	0	0.0
Embezzlement	0	0.0	0	0.0
Stolen Property Offenses	0	0.0	0	0.0
Destruction/Damage/Vandalism	5	1.3	1	20.0
Drug/Narcotic Violations (Total)	1	0.3	1	100.0
Drug/Narcotic Violations	0	0.0	0	0.0
Drug/Narcotic Equipment Violations	1	0.3	1	100.0

GROUP A OFFENSES	Offense	Rate per 1,000	Cleared	% Cleared
Sex Offenses (Nonforcible) (Total)	0	0.0	0	0.0
Incest	0	0.0	0	0.0
Statutory Rape	0	0.0	0	0.0
Pornography/Obscene Material	0	0.0	0	0.0
Gambling Offenses (Total)	0	0.0	0	0.0
Gambling - Betting/Wagering	0	0.0	0	0.0
Gambling - Operating/Promoting	0	0.0	0	0.0
Gambling - Equipment Violations	0	0.0	0	0.0
Gambling - Sports Tampering	0	0.0	0	0.0
Prostitution Offenses (Total)	0	0.0	0	0.0
Prostitution	0	0.0	0	0.0
Prostitution Assisting/Promoting	0	0.0	0	0.0
Purchasing Prostitution	0	0.0	0	0.0
Human Trafficking Offenses (Total)	0	0.0	0	0.0
Commercial Sex Acts	0	0.0	0	0.0
Involuntary Servitude	0	0.0	0	0.0
Bribery	0	0.0	0	0.0
Weapon Law Violations	0	0.0	0	0.0
Animal Cruelty	0	0.0	0	0.0

GROUP B OFFENSES	Offenses	Rate per 1,000
Bad Checks	0	0.0
Curfew/Vagrancy	0	0.0
Disorderly Conduct	0	0.0
DUI	0	0.0
Drunkenness	0	0.0
Family-Non Violent	0	0.0
Liquor Law Violations	0	0.0
Peeping Tom	0	0.0
Trespass	0	0.0
All Other Offenses	0	0.0

2024 Fall Term Campus Population	
Undergraduate Enrollment	2,705
Graduate Enrollment	296
Staff Personnel	338
Faculty Personnel	533
Security Personnel	14
Total Campus Population	3,886



LeMoyne-Owen College - 2024

GROUP A OFFENSES	Offense	Rate per 1,000	Cleared	% Cleared
Homicide Offenses (Total)	0	0.0	0	0.0
Murder	0	0.0	0	0.0
Negligent Manslaughter	0	0.0	0	0.0
Negligent Vehicular Manslaughter	0	0.0	0	0.0
Kidnapping/Abduction	0	0.0	0	0.0
Sex Offenses (Forcible) (Total)	0	0.0	0	0.0
Forcible Rape	0	0.0	0	0.0
Forcible Sodomy	0	0.0	0	0.0
Sexual Assault W/Object	0	0.0	0	0.0
Criminal Sexual Contact	0	0.0	0	0.0
Robbery	0	0.0	0	0.0
Assault Offenses (Total)	0	0.0	0	0.0
Aggravated Assault	0	0.0	0	0.0
Simple Assault	0	0.0	0	0.0
Intimidation	0	0.0	0	0.0
Stalking	0	0.0	0	0.0
Arson	0	0.0	0	0.0
Extortion/Blackmail	0	0.0	0	0.0
Burglary	0	0.0	0	0.0
Larceny/Theft Offenses (Total)	0	0.0	0	0.0
Theft - Pocket-picking	0	0.0	0	0.0
Theft - Purse Snatching	0	0.0	0	0.0
Theft - Shoplifting	0	0.0	0	0.0
Theft From Building	0	0.0	0	0.0
Theft From Coin Machine	0	0.0	0	0.0
Theft From Motor Vehicle	0	0.0	0	0.0
Theft of Motor Vehicle Parts	0	0.0	0	0.0
Theft - All Other Larceny	0	0.0	0	0.0
Motor Vehicle Theft	0	0.0	0	0.0
Counterfeiting/Forgery	0	0.0	0	0.0
Fraud Offenses (Total)	0	0.0	0	0.0
Fraud - Computer Hacking/Invasion	0	0.0	0	0.0
Fraud - Credit Card/ATM	0	0.0	0	0.0
Fraud - False Pretenses	0	0.0	0	0.0
Fraud - Identity Theft	0	0.0	0	0.0
Fraud - Impersonation	0	0.0	0	0.0
Fraud - Welfare	0	0.0	0	0.0
Fraud - Wire	0	0.0	0	0.0
Embezzlement	0	0.0	0	0.0
Stolen Property Offenses	0	0.0	0	0.0
Destruction/Damage/Vandalism	0	0.0	0	0.0
Drug/Narcotic Violations (Total)	0	0.0	0	0.0
Drug/Narcotic Violations	0	0.0	0	0.0
Drug/Narcotic Equipment Violations	0	0.0	0	0.0

GROUP A OFFENSES	Offense	Rate per 1,000	Cleared	% Cleared
Sex Offenses (Nonforcible) (Total)	0	0.0	0	0.0
Incest	0	0.0	0	0.0
Statutory Rape	0	0.0	0	0.0
Pornography/Obscene Material	0	0.0	0	0.0
Gambling Offenses (Total)	0	0.0	0	0.0
Gambling - Betting/Wagering	0	0.0	0	0.0
Gambling - Operating/Promoting	0	0.0	0	0.0
Gambling - Equipment Violations	0	0.0	0	0.0
Gambling - Sports Tampering	0	0.0	0	0.0
Prostitution Offenses (Total)	0	0.0	0	0.0
Prostitution	0	0.0	0	0.0
Prostitution Assisting/Promoting	0	0.0	0	0.0
Purchasing Prostitution	0	0.0	0	0.0
Human Trafficking Offenses (Total)	0	0.0	0	0.0
Commercial Sex Acts	0	0.0	0	0.0
Involuntary Servitude	0	0.0	0	0.0
Bribery	0	0.0	0	0.0
Weapon Law Violations	0	0.0	0	0.0
Animal Cruelty	0	0.0	0	0.0

GROUP B OFFENSES	Offenses	Rate per 1,000
Bad Checks	0	0.0
Curfew/Vagrancy	0	0.0
Disorderly Conduct	0	0.0
DUI	0	0.0
Drunkenness	0	0.0
Family-Non Violent	0	0.0
Liquor Law Violations	0	0.0
Peeping Tom	0	0.0
Trespass	0	0.0
All Other Offenses	0	0.0

2024 Fall Term Campus Population	
Undergraduate Enrollment	620
Graduate Enrollment	0
Staff Personnel	92
Faculty Personnel	45
Security Personnel	18
Total Campus Population	775



Lincoln Memorial University - 2024

GROUP A OFFENSES	Offense	Rate per 1,000	Cleared	% Cleared
Homicide Offenses (Total)	0	0.0	0	0.0
Murder	0	0.0	0	0.0
Negligent Manslaughter	0	0.0	0	0.0
Negligent Vehicular Manslaughter	0	0.0	0	0.0
Kidnapping/Abduction	0	0.0	0	0.0
Sex Offenses (Forcible) (Total)	0	0.0	0	0.0
Forcible Rape	0	0.0	0	0.0
Forcible Sodomy	0	0.0	0	0.0
Sexual Assault W/Object	0	0.0	0	0.0
Criminal Sexual Contact	0	0.0	0	0.0
Robbery	0	0.0	0	0.0
Assault Offenses (Total)	4	1.1	0	0.0
Aggravated Assault	0	0.0	0	0.0
Simple Assault	2	0.5	0	0.0
Intimidation	0	0.0	0	0.0
Stalking	2	0.5	0	0.0
Arson	0	0.0	0	0.0
Extortion/Blackmail	0	0.0	0	0.0
Burglary	0	0.0	0	0.0
Larceny/Theft Offenses (Total)	3	0.8	1	33.3
Theft - Pocket-picking	0	0.0	0	0.0
Theft - Purse Snatching	0	0.0	0	0.0
Theft - Shoplifting	0	0.0	0	0.0
Theft From Building	0	0.0	0	0.0
Theft From Coin Machine	0	0.0	0	0.0
Theft From Motor Vehicle	0	0.0	0	0.0
Theft of Motor Vehicle Parts	0	0.0	0	0.0
Theft - All Other Larceny	3	0.8	1	33.3
Motor Vehicle Theft	0	0.0	0	0.0
Counterfeiting/Forgery	0	0.0	0	0.0
Fraud Offenses (Total)	0	0.0	0	0.0
Fraud - Computer Hacking/Invasion	0	0.0	0	0.0
Fraud - Credit Card/ATM	0	0.0	0	0.0
Fraud - False Pretenses	0	0.0	0	0.0
Fraud - Identity Theft	0	0.0	0	0.0
Fraud - Impersonation	0	0.0	0	0.0
Fraud - Welfare	0	0.0	0	0.0
Fraud - Wire	0	0.0	0	0.0
Embezzlement	0	0.0	0	0.0
Stolen Property Offenses	0	0.0	0	0.0
Destruction/Damage/Vandalism	0	0.0	0	0.0
Drug/Narcotic Violations (Total)	0	0.0	0	0.0
Drug/Narcotic Violations	0	0.0	0	0.0
Drug/Narcotic Equipment Violations	0	0.0	0	0.0

GROUP A OFFENSES	Offense	Rate per 1,000	Cleared	% Cleared
Sex Offenses (Nonforcible) (Total)	0	0.0	0	0.0
Incest	0	0.0	0	0.0
Statutory Rape	0	0.0	0	0.0
Pornography/Obscene Material	0	0.0	0	0.0
Gambling Offenses (Total)	0	0.0	0	0.0
Gambling - Betting/Wagering	0	0.0	0	0.0
Gambling - Operating/Promoting	0	0.0	0	0.0
Gambling - Equipment Violations	0	0.0	0	0.0
Gambling - Sports Tampering	0	0.0	0	0.0
Prostitution Offenses (Total)	0	0.0	0	0.0
Prostitution	0	0.0	0	0.0
Prostitution Assisting/Promoting	0	0.0	0	0.0
Purchasing Prostitution	0	0.0	0	0.0
Human Trafficking Offenses (Total)	0	0.0	0	0.0
Commercial Sex Acts	0	0.0	0	0.0
Involuntary Servitude	0	0.0	0	0.0
Bribery	0	0.0	0	0.0
Weapon Law Violations	0	0.0	0	0.0
Animal Cruelty	0	0.0	0	0.0

GROUP B OFFENSES	Offenses	Rate per 1,000
Bad Checks	0	0.0
Curfew/Vagrancy	0	0.0
Disorderly Conduct	2	0.0
DUI	0	0.0
Drunkenness	1	0.0
Family-Non Violent	0	0.0
Liquor Law Violations	0	0.0
Peeping Tom	0	0.0
Trespass	0	0.0
All Other Offenses	0	0.0

2024 Fall Term Campus Population	
Undergraduate Enrollment	1,011
Graduate Enrollment	1,939
Staff Personnel	468
Faculty Personnel	188
Security Personnel	45
Total Campus Population	3,651



Lipscomb University - 2024

GROUP A OFFENSES	Offense	Rate per 1,000	Cleared	% Cleared
Homicide Offenses (Total)	0	0.0	0	0.0
Murder	0	0.0	0	0.0
Negligent Manslaughter	0	0.0	0	0.0
Negligent Vehicular Manslaughter	0	0.0	0	0.0
Kidnapping/Abduction	0	0.0	0	0.0
Sex Offenses (Forcible) (Total)	0	0.0	0	0.0
Forcible Rape	0	0.0	0	0.0
Forcible Sodomy	0	0.0	0	0.0
Sexual Assault W/Object	0	0.0	0	0.0
Criminal Sexual Contact	0	0.0	0	0.0
Robbery	0	0.0	0	0.0
Assault Offenses (Total)	1	0.2	0	0.0
Aggravated Assault	0	0.0	0	0.0
Simple Assault	0	0.0	0	0.0
Intimidation	1	0.2	0	0.0
Stalking	0	0.0	0	0.0
Arson	0	0.0	0	0.0
Extortion/Blackmail	0	0.0	0	0.0
Burglary	0	0.0	0	0.0
Larceny/Theft Offenses (Total)	2	0.3	0	0.0
Theft - Pocket-picking	0	0.0	0	0.0
Theft - Purse Snatching	0	0.0	0	0.0
Theft - Shoplifting	0	0.0	0	0.0
Theft From Building	1	0.2	0	0.0
Theft From Coin Machine	0	0.0	0	0.0
Theft From Motor Vehicle	1	0.2	0	0.0
Theft of Motor Vehicle Parts	0	0.0	0	0.0
Theft - All Other Larceny	0	0.0	0	0.0
Motor Vehicle Theft	0	0.0	0	0.0
Counterfeiting/Forgery	0	0.0	0	0.0
Fraud Offenses (Total)	0	0.0	0	0.0
Fraud - Computer Hacking/Invasion	0	0.0	0	0.0
Fraud - Credit Card/ATM	0	0.0	0	0.0
Fraud - False Pretenses	0	0.0	0	0.0
Fraud - Identity Theft	0	0.0	0	0.0
Fraud - Impersonation	0	0.0	0	0.0
Fraud - Welfare	0	0.0	0	0.0
Fraud - Wire	0	0.0	0	0.0
Embezzlement	0	0.0	0	0.0
Stolen Property Offenses	0	0.0	0	0.0
Destruction/Damage/Vandalism	0	0.0	0	0.0
Drug/Narcotic Violations (Total)	1	0.2	0	0.0
Drug/Narcotic Violations	1	0.2	0	0.0
Drug/Narcotic Equipment Violations	0	0.0	0	0.0

GROUP A OFFENSES	Offense	Rate per 1,000	Cleared	% Cleared
Sex Offenses (Nonforcible) (Total)	0	0.0	0	0.0
Incest	0	0.0	0	0.0
Statutory Rape	0	0.0	0	0.0
Pornography/Obscene Material	0	0.0	0	0.0
Gambling Offenses (Total)	0	0.0	0	0.0
Gambling - Betting/Wagering	0	0.0	0	0.0
Gambling - Operating/Promoting	0	0.0	0	0.0
Gambling - Equipment Violations	0	0.0	0	0.0
Gambling - Sports Tampering	0	0.0	0	0.0
Prostitution Offenses (Total)	0	0.0	0	0.0
Prostitution	0	0.0	0	0.0
Prostitution Assisting/Promoting	0	0.0	0	0.0
Purchasing Prostitution	0	0.0	0	0.0
Human Trafficking Offenses (Total)	0	0.0	0	0.0
Commercial Sex Acts	0	0.0	0	0.0
Involuntary Servitude	0	0.0	0	0.0
Bribery	0	0.0	0	0.0
Weapon Law Violations	0	0.0	0	0.0
Animal Cruelty	0	0.0	0	0.0

GROUP B OFFENSES	Offenses	Rate per 1,000
Bad Checks	0	0.0
Curfew/Vagrancy	0	0.0
Disorderly Conduct	0	0.0
DUI	0	0.0
Drunkenness	0	0.0
Family-Non Violent	0	0.0
Liquor Law Violations	0	0.0
Peeping Tom	0	0.0
Trespass	0	0.0
All Other Offenses	0	0.0

2024 Fall Term Campus Population	
Undergraduate Enrollment	3,145
Graduate Enrollment	1,577
Staff Personnel	602
Faculty Personnel	760
Security Personnel	24
Total Campus Population	6,108



Maryville College - 2024

GROUP A OFFENSES	Offense	Rate per 1,000	Cleared	% Cleared
Homicide Offenses (Total)	0	0.0	0	0.0
Murder	0	0.0	0	0.0
Negligent Manslaughter	0	0.0	0	0.0
Negligent Vehicular Manslaughter	0	0.0	0	0.0
Kidnapping/Abduction	0	0.0	0	0.0
Sex Offenses (Forcible) (Total)	0	0.0	0	0.0
Forcible Rape	0	0.0	0	0.0
Forcible Sodomy	0	0.0	0	0.0
Sexual Assault W/Object	0	0.0	0	0.0
Criminal Sexual Contact	0	0.0	0	0.0
Robbery	0	0.0	0	0.0
Assault Offenses (Total)	1	0.8	0	0.0
Aggravated Assault	0	0.0	0	0.0
Simple Assault	1	0.8	0	0.0
Intimidation	0	0.0	0	0.0
Stalking	0	0.0	0	0.0
Arson	0	0.0	0	0.0
Extortion/Blackmail	0	0.0	0	0.0
Burglary	3	2.3	0	0.0
Larceny/Theft Offenses (Total)	4	3.1	0	0.0
Theft - Pocket-picking	0	0.0	0	0.0
Theft - Purse Snatching	0	0.0	0	0.0
Theft - Shoplifting	1	0.8	0	0.0
Theft From Building	3	2.3	0	0.0
Theft From Coin Machine	0	0.0	0	0.0
Theft From Motor Vehicle	0	0.0	0	0.0
Theft of Motor Vehicle Parts	0	0.0	0	0.0
Theft - All Other Larceny	0	0.0	0	0.0
Motor Vehicle Theft	0	0.0	0	0.0
Counterfeiting/Forgery	0	0.0	0	0.0
Fraud Offenses (Total)	0	0.0	0	0.0
Fraud - Computer Hacking/Invasion	0	0.0	0	0.0
Fraud - Credit Card/ATM	0	0.0	0	0.0
Fraud - False Pretenses	0	0.0	0	0.0
Fraud - Identity Theft	0	0.0	0	0.0
Fraud - Impersonation	0	0.0	0	0.0
Fraud - Welfare	0	0.0	0	0.0
Fraud - Wire	0	0.0	0	0.0
Embezzlement	0	0.0	0	0.0
Stolen Property Offenses	0	0.0	0	0.0
Destruction/Damage/Vandalism	2	1.5	0	0.0
Drug/Narcotic Violations (Total)	2	1.5	0	0.0
Drug/Narcotic Violations	1	0.8	0	0.0
Drug/Narcotic Equipment Violations	1	0.8	0	0.0

GROUP A OFFENSES	Offense	Rate per 1,000	Cleared	% Cleared
Sex Offenses (Nonforcible) (Total)	0	0.0	0	0.0
Incest	0	0.0	0	0.0
Statutory Rape	0	0.0	0	0.0
Pornography/Obscene Material	0	0.0	0	0.0
Gambling Offenses (Total)	0	0.0	0	0.0
Gambling - Betting/Wagering	0	0.0	0	0.0
Gambling - Operating/Promoting	0	0.0	0	0.0
Gambling - Equipment Violations	0	0.0	0	0.0
Gambling - Sports Tampering	0	0.0	0	0.0
Prostitution Offenses (Total)	0	0.0	0	0.0
Prostitution	0	0.0	0	0.0
Prostitution Assisting/Promoting	0	0.0	0	0.0
Purchasing Prostitution	0	0.0	0	0.0
Human Trafficking Offenses (Total)	0	0.0	0	0.0
Commercial Sex Acts	0	0.0	0	0.0
Involuntary Servitude	0	0.0	0	0.0
Bribery	0	0.0	0	0.0
Weapon Law Violations	0	0.0	0	0.0
Animal Cruelty	0	0.0	0	0.0

GROUP B OFFENSES	Offenses	Rate per 1,000
Bad Checks	0	0.0
Curfew/Vagrancy	0	0.0
Disorderly Conduct	1	0.0
DUI	0	0.0
Drunkenness	0	0.0
Family-Non Violent	0	0.0
Liquor Law Violations	0	0.0
Peeping Tom	0	0.0
Trespass	0	0.0
All Other Offenses	0	0.0

2024 Fall Term Campus Population	
Undergraduate Enrollment	1,045
Graduate Enrollment	4
Staff Personnel	132
Faculty Personnel	106
Security Personnel	7
Total Campus Population	1,294



Meharry Medical College - 2024

GROUP A OFFENSES	Offense	Rate per 1,000	Cleared	% Cleared
Homicide Offenses (Total)	0	0.0	0	0.0
Murder	0	0.0	0	0.0
Negligent Manslaughter	0	0.0	0	0.0
Negligent Vehicular Manslaughter	0	0.0	0	0.0
Kidnapping/Abduction	0	0.0	0	0.0
Sex Offenses (Forcible) (Total)	0	0.0	0	0.0
Forcible Rape	0	0.0	0	0.0
Forcible Sodomy	0	0.0	0	0.0
Sexual Assault W/Object	0	0.0	0	0.0
Criminal Sexual Contact	0	0.0	0	0.0
Robbery	0	0.0	0	0.0
Assault Offenses (Total)	2	0.9	0	0.0
Aggravated Assault	1	0.5	0	0.0
Simple Assault	0	0.0	0	0.0
Intimidation	1	0.5	0	0.0
Stalking	0	0.0	0	0.0
Arson	0	0.0	0	0.0
Extortion/Blackmail	0	0.0	0	0.0
Burglary	0	0.0	0	0.0
Larceny/Theft Offenses (Total)	9	4.1	0	0.0
Theft - Pocket-picking	0	0.0	0	0.0
Theft - Purse Snatching	0	0.0	0	0.0
Theft - Shoplifting	0	0.0	0	0.0
Theft From Building	2	0.9	0	0.0
Theft From Coin Machine	0	0.0	0	0.0
Theft From Motor Vehicle	6	2.7	0	0.0
Theft of Motor Vehicle Parts	0	0.0	0	0.0
Theft - All Other Larceny	1	0.5	0	0.0
Motor Vehicle Theft	0	0.0	0	0.0
Counterfeiting/Forgery	0	0.0	0	0.0
Fraud Offenses (Total)	0	0.0	0	0.0
Fraud - Computer Hacking/Invasion	0	0.0	0	0.0
Fraud - Credit Card/ATM	0	0.0	0	0.0
Fraud - False Pretenses	0	0.0	0	0.0
Fraud - Identity Theft	0	0.0	0	0.0
Fraud - Impersonation	0	0.0	0	0.0
Fraud - Welfare	0	0.0	0	0.0
Fraud - Wire	0	0.0	0	0.0
Embezzlement	0	0.0	0	0.0
Stolen Property Offenses	0	0.0	0	0.0
Destruction/Damage/Vandalism	8	3.6	0	0.0
Drug/Narcotic Violations (Total)	0	0.0	0	0.0
Drug/Narcotic Violations	0	0.0	0	0.0
Drug/Narcotic Equipment Violations	0	0.0	0	0.0

GROUP A OFFENSES	Offense	Rate per 1,000	Cleared	% Cleared
Sex Offenses (Nonforcible) (Total)	0	0.0	0	0.0
Incest	0	0.0	0	0.0
Statutory Rape	0	0.0	0	0.0
Pornography/Obscene Material	0	0.0	0	0.0
Gambling Offenses (Total)	0	0.0	0	0.0
Gambling - Betting/Wagering	0	0.0	0	0.0
Gambling - Operating/Promoting	0	0.0	0	0.0
Gambling - Equipment Violations	0	0.0	0	0.0
Gambling - Sports Tampering	0	0.0	0	0.0
Prostitution Offenses (Total)	0	0.0	0	0.0
Prostitution	0	0.0	0	0.0
Prostitution Assisting/Promoting	0	0.0	0	0.0
Purchasing Prostitution	0	0.0	0	0.0
Human Trafficking Offenses (Total)	0	0.0	0	0.0
Commercial Sex Acts	0	0.0	0	0.0
Involuntary Servitude	0	0.0	0	0.0
Bribery	0	0.0	0	0.0
Weapon Law Violations	1	0.5	0	0.0
Animal Cruelty	0	0.0	0	0.0

GROUP B OFFENSES	Offenses	Rate per 1,000
Bad Checks	0	0.0
Curfew/Vagrancy	0	0.0
Disorderly Conduct	1	0.0
DUI	0	0.0
Drunkenness	0	0.0
Family-Non Violent	0	0.0
Liquor Law Violations	0	0.0
Peeping Tom	0	0.0
Trespass	1	0.0
All Other Offenses	0	0.0

2024 Fall Term Campus Population	
Undergraduate Enrollment	0
Graduate Enrollment	1,220
Staff Personnel	705
Faculty Personnel	243
Security Personnel	28
Total Campus Population	2,196



Milligan College - 2024

GROUP A OFFENSES	Offense	Rate per 1,000	Cleared	% Cleared
Homicide Offenses (Total)	0	0.0	0	0.0
Murder	0	0.0	0	0.0
Negligent Manslaughter	0	0.0	0	0.0
Negligent Vehicular Manslaughter	0	0.0	0	0.0
Kidnapping/Abduction	0	0.0	0	0.0
Sex Offenses (Forcible) (Total)	0	0.0	0	0.0
Forcible Rape	0	0.0	0	0.0
Forcible Sodomy	0	0.0	0	0.0
Sexual Assault W/Object	0	0.0	0	0.0
Criminal Sexual Contact	0	0.0	0	0.0
Robbery	0	0.0	0	0.0
Assault Offenses (Total)	0	0.0	0	0.0
Aggravated Assault	0	0.0	0	0.0
Simple Assault	0	0.0	0	0.0
Intimidation	0	0.0	0	0.0
Stalking	0	0.0	0	0.0
Arson	0	0.0	0	0.0
Extortion/Blackmail	0	0.0	0	0.0
Burglary	0	0.0	0	0.0
Larceny/Theft Offenses (Total)	0	0.0	0	0.0
Theft - Pocket-picking	0	0.0	0	0.0
Theft - Purse Snatching	0	0.0	0	0.0
Theft - Shoplifting	0	0.0	0	0.0
Theft From Building	0	0.0	0	0.0
Theft From Coin Machine	0	0.0	0	0.0
Theft From Motor Vehicle	0	0.0	0	0.0
Theft of Motor Vehicle Parts	0	0.0	0	0.0
Theft - All Other Larceny	0	0.0	0	0.0
Motor Vehicle Theft	0	0.0	0	0.0
Counterfeiting/Forgery	0	0.0	0	0.0
Fraud Offenses (Total)	0	0.0	0	0.0
Fraud - Computer Hacking/Invasion	0	0.0	0	0.0
Fraud - Credit Card/ATM	0	0.0	0	0.0
Fraud - False Pretenses	0	0.0	0	0.0
Fraud - Identity Theft	0	0.0	0	0.0
Fraud - Impersonation	0	0.0	0	0.0
Fraud - Welfare	0	0.0	0	0.0
Fraud - Wire	0	0.0	0	0.0
Embezzlement	0	0.0	0	0.0
Stolen Property Offenses	0	0.0	0	0.0
Destruction/Damage/Vandalism	0	0.0	0	0.0
Drug/Narcotic Violations (Total)	0	0.0	0	0.0
Drug/Narcotic Violations	0	0.0	0	0.0
Drug/Narcotic Equipment Violations	0	0.0	0	0.0

GROUP A OFFENSES	Offense	Rate per 1,000	Cleared	% Cleared
Sex Offenses (Nonforcible) (Total)	0	0.0	0	0.0
Incest	0	0.0	0	0.0
Statutory Rape	0	0.0	0	0.0
Pornography/Obscene Material	0	0.0	0	0.0
Gambling Offenses (Total)	0	0.0	0	0.0
Gambling - Betting/Wagering	0	0.0	0	0.0
Gambling - Operating/Promoting	0	0.0	0	0.0
Gambling - Equipment Violations	0	0.0	0	0.0
Gambling - Sports Tampering	0	0.0	0	0.0
Prostitution Offenses (Total)	0	0.0	0	0.0
Prostitution	0	0.0	0	0.0
Prostitution Assisting/Promoting	0	0.0	0	0.0
Purchasing Prostitution	0	0.0	0	0.0
Human Trafficking Offenses (Total)	0	0.0	0	0.0
Commercial Sex Acts	0	0.0	0	0.0
Involuntary Servitude	0	0.0	0	0.0
Bribery	0	0.0	0	0.0
Weapon Law Violations	0	0.0	0	0.0
Animal Cruelty	0	0.0	0	0.0

GROUP B OFFENSES	Offenses	Rate per 1,000
Bad Checks	0	0.0
Curfew/Vagrancy	0	0.0
Disorderly Conduct	0	0.0
DUI	0	0.0
Drunkenness	1	0.0
Family-Non Violent	0	0.0
Liquor Law Violations	1	0.0
Peeping Tom	0	0.0
Trespass	0	0.0
All Other Offenses	0	0.0

2024 Fall Term Campus Population	
Undergraduate Enrollment	850
Graduate Enrollment	334
Staff Personnel	128
Faculty Personnel	130
Security Personnel	5
Total Campus Population	1,447



Nashville State Community College - 2024

GROUP A OFFENSES	Offense	Rate per 1,000	Cleared	% Cleared
Homicide Offenses (Total)	0	0.0	0	0.0
Murder	0	0.0	0	0.0
Negligent Manslaughter	0	0.0	0	0.0
Negligent Vehicular Manslaughter	0	0.0	0	0.0
Kidnapping/Abduction	0	0.0	0	0.0
Sex Offenses (Forcible) (Total)	1	0.2	0	0.0
Forcible Rape	0	0.0	0	0.0
Forcible Sodomy	0	0.0	0	0.0
Sexual Assault W/Object	0	0.0	0	0.0
Criminal Sexual Contact	1	0.2	0	0.0
Robbery	0	0.0	0	0.0
Assault Offenses (Total)	0	0.0	0	0.0
Aggravated Assault	0	0.0	0	0.0
Simple Assault	0	0.0	0	0.0
Intimidation	0	0.0	0	0.0
Stalking	0	0.0	0	0.0
Arson	0	0.0	0	0.0
Extortion/Blackmail	0	0.0	0	0.0
Burglary	0	0.0	0	0.0
Larceny/Theft Offenses (Total)	1	0.2	1	100.0
Theft - Pocket-picking	0	0.0	0	0.0
Theft - Purse Snatching	0	0.0	0	0.0
Theft - Shoplifting	1	0.2	1	100.0
Theft From Building	0	0.0	0	0.0
Theft From Coin Machine	0	0.0	0	0.0
Theft From Motor Vehicle	0	0.0	0	0.0
Theft of Motor Vehicle Parts	0	0.0	0	0.0
Theft - All Other Larceny	0	0.0	0	0.0
Motor Vehicle Theft	0	0.0	0	0.0
Counterfeiting/Forgery	0	0.0	0	0.0
Fraud Offenses (Total)	0	0.0	0	0.0
Fraud - Computer Hacking/Invasion	0	0.0	0	0.0
Fraud - Credit Card/ATM	0	0.0	0	0.0
Fraud - False Pretenses	0	0.0	0	0.0
Fraud - Identity Theft	0	0.0	0	0.0
Fraud - Impersonation	0	0.0	0	0.0
Fraud - Welfare	0	0.0	0	0.0
Fraud - Wire	0	0.0	0	0.0
Embezzlement	0	0.0	0	0.0
Stolen Property Offenses	0	0.0	0	0.0
Destruction/Damage/Vandalism	1	0.2	0	0.0
Drug/Narcotic Violations (Total)	0	0.0	0	0.0
Drug/Narcotic Violations	0	0.0	0	0.0
Drug/Narcotic Equipment Violations	0	0.0	0	0.0

GROUP A OFFENSES	Offense	Rate per 1,000	Cleared	% Cleared
Sex Offenses (Nonforcible) (Total)	0	0.0	0	0.0
Incest	0	0.0	0	0.0
Statutory Rape	0	0.0	0	0.0
Pornography/Obscene Material	0	0.0	0	0.0
Gambling Offenses (Total)	0	0.0	0	0.0
Gambling - Betting/Wagering	0	0.0	0	0.0
Gambling - Operating/Promoting	0	0.0	0	0.0
Gambling - Equipment Violations	0	0.0	0	0.0
Gambling - Sports Tampering	0	0.0	0	0.0
Prostitution Offenses (Total)	0	0.0	0	0.0
Prostitution	0	0.0	0	0.0
Prostitution Assisting/Promoting	0	0.0	0	0.0
Purchasing Prostitution	0	0.0	0	0.0
Human Trafficking Offenses (Total)	0	0.0	0	0.0
Commercial Sex Acts	0	0.0	0	0.0
Involuntary Servitude	0	0.0	0	0.0
Bribery	0	0.0	0	0.0
Weapon Law Violations	0	0.0	0	0.0
Animal Cruelty	0	0.0	0	0.0

GROUP B OFFENSES	Offenses	Rate per 1,000
Bad Checks	0	0.0
Curfew/Vagrancy	0	0.0
Disorderly Conduct	1	0.0
DUI	0	0.0
Drunkenness	0	0.0
Family-Non Violent	0	0.0
Liquor Law Violations	0	0.0
Peeping Tom	0	0.0
Trespass	0	0.0
All Other Offenses	0	0.0

2024 Fall Term Campus Population	
Undergraduate Enrollment	5,970
Graduate Enrollment	0
Staff Personnel	237
Faculty Personnel	316
Security Personnel	25
Total Campus Population	6,548



Pellissippi State Community College - 2024

GROUP A OFFENSES	Offense	Rate per 1,000	Cleared	% Cleared
Homicide Offenses (Total)	0	0.0	0	0.0
Murder	0	0.0	0	0.0
Negligent Manslaughter	0	0.0	0	0.0
Negligent Vehicular Manslaughter	0	0.0	0	0.0
Kidnapping/Abduction	0	0.0	0	0.0
Sex Offenses (Forcible) (Total)	0	0.0	0	0.0
Forcible Rape	0	0.0	0	0.0
Forcible Sodomy	0	0.0	0	0.0
Sexual Assault W/Object	0	0.0	0	0.0
Criminal Sexual Contact	0	0.0	0	0.0
Robbery	0	0.0	0	0.0
Assault Offenses (Total)	6	0.7	5	83.3
Aggravated Assault	0	0.0	0	0.0
Simple Assault	0	0.0	0	0.0
Intimidation	2	0.2	1	50.0
Stalking	4	0.5	4	100.0
Arson	0	0.0	0	0.0
Extortion/Blackmail	0	0.0	0	0.0
Burglary	2	0.2	0	0.0
Larceny/Theft Offenses (Total)	4	0.5	0	0.0
Theft - Pocket-picking	0	0.0	0	0.0
Theft - Purse Snatching	0	0.0	0	0.0
Theft - Shoplifting	0	0.0	0	0.0
Theft From Building	4	0.5	0	0.0
Theft From Coin Machine	0	0.0	0	0.0
Theft From Motor Vehicle	0	0.0	0	0.0
Theft of Motor Vehicle Parts	0	0.0	0	0.0
Theft - All Other Larceny	0	0.0	0	0.0
Motor Vehicle Theft	0	0.0	0	0.0
Counterfeiting/Forgery	0	0.0	0	0.0
Fraud Offenses (Total)	1	0.1	0	0.0
Fraud - Computer Hacking/Invasion	0	0.0	0	0.0
Fraud - Credit Card/ATM	0	0.0	0	0.0
Fraud - False Pretenses	0	0.0	0	0.0
Fraud - Identity Theft	0	0.0	0	0.0
Fraud - Impersonation	0	0.0	0	0.0
Fraud - Welfare	0	0.0	0	0.0
Fraud - Wire	1	0.1	0	0.0
Embezzlement	0	0.0	0	0.0
Stolen Property Offenses	0	0.0	0	0.0
Destruction/Damage/Vandalism	5	0.6	0	0.0
Drug/Narcotic Violations (Total)	1	0.1	1	100.0
Drug/Narcotic Violations	1	0.1	1	100.0
Drug/Narcotic Equipment Violations	0	0.0	0	0.0

GROUP A OFFENSES	Offense	Rate per 1,000	Cleared	% Cleared
Sex Offenses (Nonforcible) (Total)	0	0.0	0	0.0
Incest	0	0.0	0	0.0
Statutory Rape	0	0.0	0	0.0
Pornography/Obscene Material	0	0.0	0	0.0
Gambling Offenses (Total)	0	0.0	0	0.0
Gambling - Betting/Wagering	0	0.0	0	0.0
Gambling - Operating/Promoting	0	0.0	0	0.0
Gambling - Equipment Violations	0	0.0	0	0.0
Gambling - Sports Tampering	0	0.0	0	0.0
Prostitution Offenses (Total)	0	0.0	0	0.0
Prostitution	0	0.0	0	0.0
Prostitution Assisting/Promoting	0	0.0	0	0.0
Purchasing Prostitution	0	0.0	0	0.0
Human Trafficking Offenses (Total)	0	0.0	0	0.0
Commercial Sex Acts	0	0.0	0	0.0
Involuntary Servitude	0	0.0	0	0.0
Bribery	0	0.0	0	0.0
Weapon Law Violations	0	0.0	0	0.0
Animal Cruelty	0	0.0	0	0.0

GROUP B OFFENSES	Offenses	Rate per 1,000
Bad Checks	0	0.0
Curfew/Vagrancy	0	0.0
Disorderly Conduct	0	0.0
DUI	0	0.0
Drunkenness	1	0.0
Family-Non Violent	0	0.0
Liquor Law Violations	0	0.0
Peeping Tom	0	0.0
Trespass	0	0.0
All Other Offenses	0	0.0

2024 Fall Term Campus Population	
Undergraduate Enrollment	7,640
Graduate Enrollment	0
Staff Personnel	569
Faculty Personnel	510
Security Personnel	44
Total Campus Population	8,763



Pentecostal Theological Seminary - 2024

GROUP A OFFENSES	Offense	Rate per 1,000	Cleared	% Cleared
Homicide Offenses (Total)	0	0.0	0	0.0
Murder	0	0.0	0	0.0
Negligent Manslaughter	0	0.0	0	0.0
Negligent Vehicular Manslaughter	0	0.0	0	0.0
Kidnapping/Abduction	0	0.0	0	0.0
Sex Offenses (Forcible) (Total)	0	0.0	0	0.0
Forcible Rape	0	0.0	0	0.0
Forcible Sodomy	0	0.0	0	0.0
Sexual Assault W/Object	0	0.0	0	0.0
Criminal Sexual Contact	0	0.0	0	0.0
Robbery	0	0.0	0	0.0
Assault Offenses (Total)	0	0.0	0	0.0
Aggravated Assault	0	0.0	0	0.0
Simple Assault	0	0.0	0	0.0
Intimidation	0	0.0	0	0.0
Stalking	0	0.0	0	0.0
Arson	0	0.0	0	0.0
Extortion/Blackmail	0	0.0	0	0.0
Burglary	0	0.0	0	0.0
Larceny/Theft Offenses (Total)	0	0.0	0	0.0
Theft - Pocket-picking	0	0.0	0	0.0
Theft - Purse Snatching	0	0.0	0	0.0
Theft - Shoplifting	0	0.0	0	0.0
Theft From Building	0	0.0	0	0.0
Theft From Coin Machine	0	0.0	0	0.0
Theft From Motor Vehicle	0	0.0	0	0.0
Theft of Motor Vehicle Parts	0	0.0	0	0.0
Theft - All Other Larceny	0	0.0	0	0.0
Motor Vehicle Theft	0	0.0	0	0.0
Counterfeiting/Forgery	0	0.0	0	0.0
Fraud Offenses (Total)	0	0.0	0	0.0
Fraud - Computer Hacking/Invasion	0	0.0	0	0.0
Fraud - Credit Card/ATM	0	0.0	0	0.0
Fraud - False Pretenses	0	0.0	0	0.0
Fraud - Identity Theft	0	0.0	0	0.0
Fraud - Impersonation	0	0.0	0	0.0
Fraud - Welfare	0	0.0	0	0.0
Fraud - Wire	0	0.0	0	0.0
Embezzlement	0	0.0	0	0.0
Stolen Property Offenses	0	0.0	0	0.0
Destruction/Damage/Vandalism	0	0.0	0	0.0
Drug/Narcotic Violations (Total)	0	0.0	0	0.0
Drug/Narcotic Violations	0	0.0	0	0.0
Drug/Narcotic Equipment Violations	0	0.0	0	0.0

GROUP A OFFENSES	Offense	Rate per 1,000	Cleared	% Cleared
Sex Offenses (Nonforcible) (Total)	0	0.0	0	0.0
Incest	0	0.0	0	0.0
Statutory Rape	0	0.0	0	0.0
Pornography/Obscene Material	0	0.0	0	0.0
Gambling Offenses (Total)	0	0.0	0	0.0
Gambling - Betting/Wagering	0	0.0	0	0.0
Gambling - Operating/Promoting	0	0.0	0	0.0
Gambling - Equipment Violations	0	0.0	0	0.0
Gambling - Sports Tampering	0	0.0	0	0.0
Prostitution Offenses (Total)	0	0.0	0	0.0
Prostitution	0	0.0	0	0.0
Prostitution Assisting/Promoting	0	0.0	0	0.0
Purchasing Prostitution	0	0.0	0	0.0
Human Trafficking Offenses (Total)	0	0.0	0	0.0
Commercial Sex Acts	0	0.0	0	0.0
Involuntary Servitude	0	0.0	0	0.0
Bribery	0	0.0	0	0.0
Weapon Law Violations	0	0.0	0	0.0
Animal Cruelty	0	0.0	0	0.0

GROUP B OFFENSES	Offenses	Rate per 1,000
Bad Checks	0	0.0
Curfew/Vagrancy	0	0.0
Disorderly Conduct	0	0.0
DUI	0	0.0
Drunkenness	0	0.0
Family-Non Violent	0	0.0
Liquor Law Violations	0	0.0
Peeping Tom	0	0.0
Trespass	0	0.0
All Other Offenses	0	0.0

2024 Fall Term Campus Population	
Undergraduate Enrollment	0
Graduate Enrollment	25
Staff Personnel	31
Faculty Personnel	15
Security Personnel	2
Total Campus Population	73



Rhodes College - 2024

GROUP A OFFENSES	Offense	Rate per 1,000	Cleared	% Cleared
Homicide Offenses (Total)	0	0.0	0	0.0
Murder	0	0.0	0	0.0
Negligent Manslaughter	0	0.0	0	0.0
Negligent Vehicular Manslaughter	0	0.0	0	0.0
Kidnapping/Abduction	0	0.0	0	0.0
Sex Offenses (Forcible) (Total)	0	0.0	0	0.0
Forcible Rape	0	0.0	0	0.0
Forcible Sodomy	0	0.0	0	0.0
Sexual Assault W/Object	0	0.0	0	0.0
Criminal Sexual Contact	0	0.0	0	0.0
Robbery	0	0.0	0	0.0
Assault Offenses (Total)	10	4.1	0	0.0
Aggravated Assault	0	0.0	0	0.0
Simple Assault	5	2.1	0	0.0
Intimidation	3	1.2	0	0.0
Stalking	2	0.8	0	0.0
Arson	0	0.0	0	0.0
Extortion/Blackmail	0	0.0	0	0.0
Burglary	0	0.0	0	0.0
Larceny/Theft Offenses (Total)	29	11.9	0	0.0
Theft - Pocket-picking	0	0.0	0	0.0
Theft - Purse Snatching	0	0.0	0	0.0
Theft - Shoplifting	1	0.4	0	0.0
Theft From Building	17	7.0	0	0.0
Theft From Coin Machine	1	0.4	0	0.0
Theft From Motor Vehicle	2	0.8	0	0.0
Theft of Motor Vehicle Parts	0	0.0	0	0.0
Theft - All Other Larceny	8	3.3	0	0.0
Motor Vehicle Theft	0	0.0	0	0.0
Counterfeiting/Forgery	0	0.0	0	0.0
Fraud Offenses (Total)	0	0.0	0	0.0
Fraud - Computer Hacking/Invasion	0	0.0	0	0.0
Fraud - Credit Card/ATM	0	0.0	0	0.0
Fraud - False Pretenses	0	0.0	0	0.0
Fraud - Identity Theft	0	0.0	0	0.0
Fraud - Impersonation	0	0.0	0	0.0
Fraud - Welfare	0	0.0	0	0.0
Fraud - Wire	0	0.0	0	0.0
Embezzlement	0	0.0	0	0.0
Stolen Property Offenses	0	0.0	0	0.0
Destruction/Damage/Vandalism	12	4.9	0	0.0
Drug/Narcotic Violations (Total)	0	0.0	0	0.0
Drug/Narcotic Violations	0	0.0	0	0.0
Drug/Narcotic Equipment Violations	0	0.0	0	0.0

GROUP A OFFENSES	Offense	Rate per 1,000	Cleared	% Cleared
Sex Offenses (Nonforcible) (Total)	0	0.0	0	0.0
Incest	0	0.0	0	0.0
Statutory Rape	0	0.0	0	0.0
Pornography/Obscene Material	0	0.0	0	0.0
Gambling Offenses (Total)	0	0.0	0	0.0
Gambling - Betting/Wagering	0	0.0	0	0.0
Gambling - Operating/Promoting	0	0.0	0	0.0
Gambling - Equipment Violations	0	0.0	0	0.0
Gambling - Sports Tampering	0	0.0	0	0.0
Prostitution Offenses (Total)	0	0.0	0	0.0
Prostitution	0	0.0	0	0.0
Prostitution Assisting/Promoting	0	0.0	0	0.0
Purchasing Prostitution	0	0.0	0	0.0
Human Trafficking Offenses (Total)	0	0.0	0	0.0
Commercial Sex Acts	0	0.0	0	0.0
Involuntary Servitude	0	0.0	0	0.0
Bribery	0	0.0	0	0.0
Weapon Law Violations	0	0.0	0	0.0
Animal Cruelty	0	0.0	0	0.0

GROUP B OFFENSES	Offenses	Rate per 1,000
Bad Checks	0	0.0
Curfew/Vagrancy	0	0.0
Disorderly Conduct	2	0.0
DUI	0	0.0
Drunkenness	1	0.0
Family-Non Violent	0	0.0
Liquor Law Violations	24	0.0
Peeping Tom	0	0.0
Trespass	2	0.0
All Other Offenses	0	0.0

2024 Fall Term Campus Population	
Undergraduate Enrollment	1,836
Graduate Enrollment	23
Staff Personnel	322
Faculty Personnel	219
Security Personnel	30
Total Campus Population	2,430



Southern College of Optometry - 2024

GROUP A OFFENSES	Offense	Rate per 1,000	Cleared	% Cleared
Homicide Offenses (Total)	0	0.0	0	0.0
Murder	0	0.0	0	0.0
Negligent Manslaughter	0	0.0	0	0.0
Negligent Vehicular Manslaughter	0	0.0	0	0.0
Kidnapping/Abduction	0	0.0	0	0.0
Sex Offenses (Forcible) (Total)	0	0.0	0	0.0
Forcible Rape	0	0.0	0	0.0
Forcible Sodomy	0	0.0	0	0.0
Sexual Assault W/Object	0	0.0	0	0.0
Criminal Sexual Contact	0	0.0	0	0.0
Robbery	0	0.0	0	0.0
Assault Offenses (Total)	0	0.0	0	0.0
Aggravated Assault	0	0.0	0	0.0
Simple Assault	0	0.0	0	0.0
Intimidation	0	0.0	0	0.0
Stalking	0	0.0	0	0.0
Arson	0	0.0	0	0.0
Extortion/Blackmail	0	0.0	0	0.0
Burglary	0	0.0	0	0.0
Larceny/Theft Offenses (Total)	0	0.0	0	0.0
Theft - Pocket-picking	0	0.0	0	0.0
Theft - Purse Snatching	0	0.0	0	0.0
Theft - Shoplifting	0	0.0	0	0.0
Theft From Building	0	0.0	0	0.0
Theft From Coin Machine	0	0.0	0	0.0
Theft From Motor Vehicle	0	0.0	0	0.0
Theft of Motor Vehicle Parts	0	0.0	0	0.0
Theft - All Other Larceny	0	0.0	0	0.0
Motor Vehicle Theft	0	0.0	0	0.0
Counterfeiting/Forgery	0	0.0	0	0.0
Fraud Offenses (Total)	0	0.0	0	0.0
Fraud - Computer Hacking/Invasion	0	0.0	0	0.0
Fraud - Credit Card/ATM	0	0.0	0	0.0
Fraud - False Pretenses	0	0.0	0	0.0
Fraud - Identity Theft	0	0.0	0	0.0
Fraud - Impersonation	0	0.0	0	0.0
Fraud - Welfare	0	0.0	0	0.0
Fraud - Wire	0	0.0	0	0.0
Embezzlement	0	0.0	0	0.0
Stolen Property Offenses	0	0.0	0	0.0
Destruction/Damage/Vandalism	0	0.0	0	0.0
Drug/Narcotic Violations (Total)	0	0.0	0	0.0
Drug/Narcotic Violations	0	0.0	0	0.0
Drug/Narcotic Equipment Violations	0	0.0	0	0.0

GROUP A OFFENSES	Offense	Rate per 1,000	Cleared	% Cleared
Sex Offenses (Nonforcible) (Total)	0	0.0	0	0.0
Incest	0	0.0	0	0.0
Statutory Rape	0	0.0	0	0.0
Pornography/Obscene Material	0	0.0	0	0.0
Gambling Offenses (Total)	0	0.0	0	0.0
Gambling - Betting/Wagering	0	0.0	0	0.0
Gambling - Operating/Promoting	0	0.0	0	0.0
Gambling - Equipment Violations	0	0.0	0	0.0
Gambling - Sports Tampering	0	0.0	0	0.0
Prostitution Offenses (Total)	0	0.0	0	0.0
Prostitution	0	0.0	0	0.0
Prostitution Assisting/Promoting	0	0.0	0	0.0
Purchasing Prostitution	0	0.0	0	0.0
Human Trafficking Offenses (Total)	0	0.0	0	0.0
Commercial Sex Acts	0	0.0	0	0.0
Involuntary Servitude	0	0.0	0	0.0
Bribery	0	0.0	0	0.0
Weapon Law Violations	0	0.0	0	0.0
Animal Cruelty	0	0.0	0	0.0

GROUP B OFFENSES	Offenses	Rate per 1,000
Bad Checks	0	0.0
Curfew/Vagrancy	0	0.0
Disorderly Conduct	0	0.0
DUI	0	0.0
Drunkenness	0	0.0
Family-Non Violent	0	0.0
Liquor Law Violations	0	0.0
Peeping Tom	0	0.0
Trespass	0	0.0
All Other Offenses	0	0.0

2024 Fall Term Campus Population	
Undergraduate Enrollment	0
Graduate Enrollment	537
Staff Personnel	190
Faculty Personnel	87
Security Personnel	16
Total Campus Population	830



Southwest Tennessee Community College - 2024

GROUP A OFFENSES	Offense	Rate per 1,000	Cleared	% Cleared
Homicide Offenses (Total)	0	0.0	0	0.0
Murder	0	0.0	0	0.0
Negligent Manslaughter	0	0.0	0	0.0
Negligent Vehicular Manslaughter	0	0.0	0	0.0
Kidnapping/Abduction	0	0.0	0	0.0
Sex Offenses (Forcible) (Total)	0	0.0	0	0.0
Forcible Rape	0	0.0	0	0.0
Forcible Sodomy	0	0.0	0	0.0
Sexual Assault W/Object	0	0.0	0	0.0
Criminal Sexual Contact	0	0.0	0	0.0
Robbery	0	0.0	0	0.0
Assault Offenses (Total)	1	0.2	0	0.0
Aggravated Assault	0	0.0	0	0.0
Simple Assault	0	0.0	0	0.0
Intimidation	1	0.2	0	0.0
Stalking	0	0.0	0	0.0
Arson	0	0.0	0	0.0
Extortion/Blackmail	0	0.0	0	0.0
Burglary	0	0.0	0	0.0
Larceny/Theft Offenses (Total)	6	1.2	0	0.0
Theft - Pocket-picking	0	0.0	0	0.0
Theft - Purse Snatching	0	0.0	0	0.0
Theft - Shoplifting	0	0.0	0	0.0
Theft From Building	2	0.4	0	0.0
Theft From Coin Machine	0	0.0	0	0.0
Theft From Motor Vehicle	2	0.4	0	0.0
Theft of Motor Vehicle Parts	1	0.2	0	0.0
Theft - All Other Larceny	1	0.2	0	0.0
Motor Vehicle Theft	2	0.4	0	0.0
Counterfeiting/Forgery	0	0.0	0	0.0
Fraud Offenses (Total)	0	0.0	0	0.0
Fraud - Computer Hacking/Invasion	0	0.0	0	0.0
Fraud - Credit Card/ATM	0	0.0	0	0.0
Fraud - False Pretenses	0	0.0	0	0.0
Fraud - Identity Theft	0	0.0	0	0.0
Fraud - Impersonation	0	0.0	0	0.0
Fraud - Welfare	0	0.0	0	0.0
Fraud - Wire	0	0.0	0	0.0
Embezzlement	0	0.0	0	0.0
Stolen Property Offenses	0	0.0	0	0.0
Destruction/Damage/Vandalism	3	0.6	0	0.0
Drug/Narcotic Violations (Total)	0	0.0	0	0.0
Drug/Narcotic Violations	0	0.0	0	0.0
Drug/Narcotic Equipment Violations	0	0.0	0	0.0

GROUP A OFFENSES	Offense	Rate per 1,000	Cleared	% Cleared
Sex Offenses (Nonforcible) (Total)	0	0.0	0	0.0
Incest	0	0.0	0	0.0
Statutory Rape	0	0.0	0	0.0
Pornography/Obscene Material	0	0.0	0	0.0
Gambling Offenses (Total)	0	0.0	0	0.0
Gambling - Betting/Wagering	0	0.0	0	0.0
Gambling - Operating/Promoting	0	0.0	0	0.0
Gambling - Equipment Violations	0	0.0	0	0.0
Gambling - Sports Tampering	0	0.0	0	0.0
Prostitution Offenses (Total)	0	0.0	0	0.0
Prostitution	0	0.0	0	0.0
Prostitution Assisting/Promoting	0	0.0	0	0.0
Purchasing Prostitution	0	0.0	0	0.0
Human Trafficking Offenses (Total)	0	0.0	0	0.0
Commercial Sex Acts	0	0.0	0	0.0
Involuntary Servitude	0	0.0	0	0.0
Bribery	0	0.0	0	0.0
Weapon Law Violations	1	0.2	1	100.0
Animal Cruelty	0	0.0	0	0.0

GROUP B OFFENSES	Offenses	Rate per 1,000
Bad Checks	0	0.0
Curfew/Vagrancy	0	0.0
Disorderly Conduct	0	0.0
DUI	0	0.0
Drunkenness	0	0.0
Family-Non Violent	0	0.0
Liquor Law Violations	0	0.0
Peeping Tom	0	0.0
Trespass	1	0.0
All Other Offenses	0	0.0

2024 Fall Term Campus Population	
Undergraduate Enrollment	3,991
Graduate Enrollment	0
Staff Personnel	438
Faculty Personnel	335
Security Personnel	38
Total Campus Population	4,802



Tennessee - 2024

GROUP A OFFENSES	Offense	Rate per 1,000	Cleared	% Cleared
Homicide Offenses (Total)	642	2.2	295	46.0
Murder	573	2.0	271	47.3
Negligent Manslaughter	48	0.2	18	37.5
Negligent Vehicular Manslaughter	21	0.1	6	28.6
Kidnapping/Abduction	2,057	7.0	988	48.0
Sex Offenses (Forcible) (Total)	5,468	18.7	1,348	24.7
Forcible Rape	2,143	7.3	462	21.6
Forcible Sodomy	473	1.6	112	23.7
Sexual Assault W/Object	192	0.7	44	22.9
Criminal Sexual Contact	2,660	9.1	730	27.4
Robbery	4,263	14.6	818	19.2
Assault Offenses (Total)	139,644	477.1	63,155	45.2
Aggravated Assault	35,824	122.4	15295	42.7
Simple Assault	74,355	254.1	39505	53.1
Intimidation	27,669	94.5	7773	28.1
Stalking	1,796	6.1	582	32.4
Arson	834	2.8	184	22.1
Extortion/Blackmail	1,032	3.5	41	4.0
Burglary	17,759	60.7	3,174	17.9
Larceny/Theft Offenses (Total)	106,873	365.2	18,933	17.7
Theft - Pocket-picking	629	2.1	37	5.9
Theft - Purse Snatching	136	0.5	16	11.8
Theft - Shoplifting	33,817	115.5	12102	35.8
Theft From Building	12,786	43.7	2128	16.6
Theft From Coin Machine	122	0.4	20	16.4
Theft From Motor Vehicle	27,879	95.3	1358	4.9
Theft of Motor Vehicle Parts	5,293	18.1	183	3.5
Theft - All Other Larceny	26,211	89.6	3089	11.8
Motor Vehicle Theft	24,874	85.0	3,131	12.6
Counterfeiting/Forgery	4,404	15.0	1,467	33.3
Fraud Offenses (Total)	27,889	95.3	4,616	16.6
Fraud - Computer Hacking/Invasion	206	0.7	8	3.9
Fraud - Credit Card/ATM	6,974	23.8	657	9.4
Fraud - False Pretenses	14,076	48.1	2325	16.5
Fraud - Identity Theft	445	1.5	58	13.0
Fraud - Impersonation	4,086	14.0	1457	35.7
Fraud - Welfare	160	0.5	16	10.0
Fraud - Wire	1,942	6.6	95	4.9
Embezzlement	1,636	5.6	588	35.9
Stolen Property Offenses	2,052	7.0	1,465	71.4
Destruction/Damage/Vandalism	40,966	140.0	8,322	20.3
Drug/Narcotic Violations (Total)	74,398	254.2	58,976	79.3
Drug/Narcotic Violations	46,049	157.3	35598	77.3
Drug/Narcotic Equipment Violations	28,349	96.9	23378	82.5

GROUP A OFFENSES	Offense	Rate per 1,000	Cleared	% Cleared
Sex Offenses (Nonforcible) (Total)	345	1.2	125	36.2
Incest	23	0.1	9	39.1
Statutory Rape	322	1.1	116	36.0
Pornography/Obscene Material	1,331	4.5	392	29.5
Gambling Offenses (Total)	123	0.4	91	74.0
Gambling - Betting/Wagering	17	0.1	7	41.2
Gambling - Operating/Promoting	72	0.2	59	81.9
Gambling - Equipment Violations	34	0.1	25	73.5
Gambling - Sports Tampering	0	0.0	0	0.0
Prostitution Offenses (Total)	199	0.7	163	81.9
Prostitution	156	0.5	132	84.6
Prostitution Assisting/Promoting	32	0.1	24	75.0
Purchasing Prostitution	11	0.0	7	63.6
Human Trafficking Offenses (Total)	92	0.3	35	38.0
Commercial Sex Acts	85	0.3	34	40.0
Involuntary Servitude	7	0.0	1	14.3
Bribery	17	0.1	14	82.4
Weapon Law Violations	15,668	53.5	8,612	55.0
Animal Cruelty	685	2.3	320	46.7

GROUP B OFFENSES	Offenses	Rate per 1,000
Bad Checks	144	0.0
Curfew/Vagrancy	375	0.0
Disorderly Conduct	4,612	0.0
DUI	20,744	0.1
Drunkenness	9,585	0.1
Family-Non Violent	2,037	0.0
Liquor Law Violations	2,561	0.0
Peeping Tom	13	0.0
Trespass	7,087	0.0
All Other Offenses	82,474	0.6

2024 Fall Term Campus Population	
Undergraduate Enrollment	158,042
Graduate Enrollment	55,487
Staff Personnel	56,875
Faculty Personnel	20,147
Security Personnel	2,116
Total Campus Population	292,667



Tennessee College of Applied Technology at Athens - 2024

GROUP A OFFENSES	Offense	Rate per 1,000	Cleared	% Cleared
Homicide Offenses (Total)	0	0.0	0	0.0
Murder	0	0.0	0	0.0
Negligent Manslaughter	0	0.0	0	0.0
Negligent Vehicular Manslaughter	0	0.0	0	0.0
Kidnapping/Abduction	0	0.0	0	0.0
Sex Offenses (Forcible) (Total)	0	0.0	0	0.0
Forcible Rape	0	0.0	0	0.0
Forcible Sodomy	0	0.0	0	0.0
Sexual Assault W/Object	0	0.0	0	0.0
Criminal Sexual Contact	0	0.0	0	0.0
Robbery	0	0.0	0	0.0
Assault Offenses (Total)	0	0.0	0	0.0
Aggravated Assault	0	0.0	0	0.0
Simple Assault	0	0.0	0	0.0
Intimidation	0	0.0	0	0.0
Stalking	0	0.0	0	0.0
Arson	0	0.0	0	0.0
Extortion/Blackmail	0	0.0	0	0.0
Burglary	0	0.0	0	0.0
Larceny/Theft Offenses (Total)	0	0.0	0	0.0
Theft - Pocket-picking	0	0.0	0	0.0
Theft - Purse Snatching	0	0.0	0	0.0
Theft - Shoplifting	0	0.0	0	0.0
Theft From Building	0	0.0	0	0.0
Theft From Coin Machine	0	0.0	0	0.0
Theft From Motor Vehicle	0	0.0	0	0.0
Theft of Motor Vehicle Parts	0	0.0	0	0.0
Theft - All Other Larceny	0	0.0	0	0.0
Motor Vehicle Theft	0	0.0	0	0.0
Counterfeiting/Forgery	0	0.0	0	0.0
Fraud Offenses (Total)	0	0.0	0	0.0
Fraud - Computer Hacking/Invasion	0	0.0	0	0.0
Fraud - Credit Card/ATM	0	0.0	0	0.0
Fraud - False Pretenses	0	0.0	0	0.0
Fraud - Identity Theft	0	0.0	0	0.0
Fraud - Impersonation	0	0.0	0	0.0
Fraud - Welfare	0	0.0	0	0.0
Fraud - Wire	0	0.0	0	0.0
Embezzlement	0	0.0	0	0.0
Stolen Property Offenses	0	0.0	0	0.0
Destruction/Damage/Vandalism	0	0.0	0	0.0
Drug/Narcotic Violations (Total)	0	0.0	0	0.0
Drug/Narcotic Violations	0	0.0	0	0.0
Drug/Narcotic Equipment Violations	0	0.0	0	0.0

GROUP A OFFENSES	Offense	Rate per 1,000	Cleared	% Cleared
Sex Offenses (Nonforcible) (Total)	0	0.0	0	0.0
Incest	0	0.0	0	0.0
Statutory Rape	0	0.0	0	0.0
Pornography/Obscene Material	0	0.0	0	0.0
Gambling Offenses (Total)	0	0.0	0	0.0
Gambling - Betting/Wagering	0	0.0	0	0.0
Gambling - Operating/Promoting	0	0.0	0	0.0
Gambling - Equipment Violations	0	0.0	0	0.0
Gambling - Sports Tampering	0	0.0	0	0.0
Prostitution Offenses (Total)	0	0.0	0	0.0
Prostitution	0	0.0	0	0.0
Prostitution Assisting/Promoting	0	0.0	0	0.0
Purchasing Prostitution	0	0.0	0	0.0
Human Trafficking Offenses (Total)	0	0.0	0	0.0
Commercial Sex Acts	0	0.0	0	0.0
Involuntary Servitude	0	0.0	0	0.0
Bribery	0	0.0	0	0.0
Weapon Law Violations	0	0.0	0	0.0
Animal Cruelty	0	0.0	0	0.0

GROUP B OFFENSES	Offenses	Rate per 1,000
Bad Checks	0	0.0
Curfew/Vagrancy	0	0.0
Disorderly Conduct	0	0.0
DUI	0	0.0
Drunkenness	0	0.0
Family-Non Violent	0	0.0
Liquor Law Violations	0	0.0
Peeping Tom	0	0.0
Trespass	0	0.0
All Other Offenses	0	0.0

2024 Fall Term Campus Population	
Undergraduate Enrollment	214
Graduate Enrollment	0
Staff Personnel	11
Faculty Personnel	11
Security Personnel	1
Total Campus Population	237



Tennessee College of Applied Technology at Crossville - 2024

GROUP A OFFENSES	Offense	Rate per 1,000	Cleared	% Cleared
Homicide Offenses (Total)	0	0.0	0	0.0
Murder	0	0.0	0	0.0
Negligent Manslaughter	0	0.0	0	0.0
Negligent Vehicular Manslaughter	0	0.0	0	0.0
Kidnapping/Abduction	0	0.0	0	0.0
Sex Offenses (Forcible) (Total)	0	0.0	0	0.0
Forcible Rape	0	0.0	0	0.0
Forcible Sodomy	0	0.0	0	0.0
Sexual Assault W/Object	0	0.0	0	0.0
Criminal Sexual Contact	0	0.0	0	0.0
Robbery	0	0.0	0	0.0
Assault Offenses (Total)	1	2.3	0	0.0
Aggravated Assault	0	0.0	0	0.0
Simple Assault	1	2.3	0	0.0
Intimidation	0	0.0	0	0.0
Stalking	0	0.0	0	0.0
Arson	0	0.0	0	0.0
Extortion/Blackmail	0	0.0	0	0.0
Burglary	0	0.0	0	0.0
Larceny/Theft Offenses (Total)	1	2.3	0	0.0
Theft - Pocket-picking	0	0.0	0	0.0
Theft - Purse Snatching	0	0.0	0	0.0
Theft - Shoplifting	0	0.0	0	0.0
Theft From Building	0	0.0	0	0.0
Theft From Coin Machine	0	0.0	0	0.0
Theft From Motor Vehicle	0	0.0	0	0.0
Theft of Motor Vehicle Parts	0	0.0	0	0.0
Theft - All Other Larceny	1	2.3	0	0.0
Motor Vehicle Theft	0	0.0	0	0.0
Counterfeiting/Forgery	0	0.0	0	0.0
Fraud Offenses (Total)	0	0.0	0	0.0
Fraud - Computer Hacking/Invasion	0	0.0	0	0.0
Fraud - Credit Card/ATM	0	0.0	0	0.0
Fraud - False Pretenses	0	0.0	0	0.0
Fraud - Identity Theft	0	0.0	0	0.0
Fraud - Impersonation	0	0.0	0	0.0
Fraud - Welfare	0	0.0	0	0.0
Fraud - Wire	0	0.0	0	0.0
Embezzlement	0	0.0	0	0.0
Stolen Property Offenses	0	0.0	0	0.0
Destruction/Damage/Vandalism	0	0.0	0	0.0
Drug/Narcotic Violations (Total)	0	0.0	0	0.0
Drug/Narcotic Violations	0	0.0	0	0.0
Drug/Narcotic Equipment Violations	0	0.0	0	0.0

GROUP A OFFENSES	Offense	Rate per 1,000	Cleared	% Cleared
Sex Offenses (Nonforcible) (Total)	0	0.0	0	0.0
Incest	0	0.0	0	0.0
Statutory Rape	0	0.0	0	0.0
Pornography/Obscene Material	0	0.0	0	0.0
Gambling Offenses (Total)	0	0.0	0	0.0
Gambling - Betting/Wagering	0	0.0	0	0.0
Gambling - Operating/Promoting	0	0.0	0	0.0
Gambling - Equipment Violations	0	0.0	0	0.0
Gambling - Sports Tampering	0	0.0	0	0.0
Prostitution Offenses (Total)	0	0.0	0	0.0
Prostitution	0	0.0	0	0.0
Prostitution Assisting/Promoting	0	0.0	0	0.0
Purchasing Prostitution	0	0.0	0	0.0
Human Trafficking Offenses (Total)	0	0.0	0	0.0
Commercial Sex Acts	0	0.0	0	0.0
Involuntary Servitude	0	0.0	0	0.0
Bribery	0	0.0	0	0.0
Weapon Law Violations	0	0.0	0	0.0
Animal Cruelty	0	0.0	0	0.0

GROUP B OFFENSES	Offenses	Rate per 1,000
Bad Checks	0	0.0
Curfew/Vagrancy	0	0.0
Disorderly Conduct	0	0.0
DUI	0	0.0
Drunkenness	0	0.0
Family-Non Violent	0	0.0
Liquor Law Violations	0	0.0
Peeping Tom	0	0.0
Trespass	0	0.0
All Other Offenses	0	0.0

2024 Fall Term Campus Population	
Undergraduate Enrollment	388
Graduate Enrollment	0
Staff Personnel	14
Faculty Personnel	28
Security Personnel	1
Total Campus Population	431



Tennessee College of Applied Technology at Crump - 2024

GROUP A OFFENSES	Offense	Rate per 1,000	Cleared	% Cleared
Homicide Offenses (Total)	0	0.0	0	0.0
Murder	0	0.0	0	0.0
Negligent Manslaughter	0	0.0	0	0.0
Negligent Vehicular Manslaughter	0	0.0	0	0.0
Kidnapping/Abduction	0	0.0	0	0.0
Sex Offenses (Forcible) (Total)	0	0.0	0	0.0
Forcible Rape	0	0.0	0	0.0
Forcible Sodomy	0	0.0	0	0.0
Sexual Assault W/Object	0	0.0	0	0.0
Criminal Sexual Contact	0	0.0	0	0.0
Robbery	0	0.0	0	0.0
Assault Offenses (Total)	0	0.0	0	0.0
Aggravated Assault	0	0.0	0	0.0
Simple Assault	0	0.0	0	0.0
Intimidation	0	0.0	0	0.0
Stalking	0	0.0	0	0.0
Arson	0	0.0	0	0.0
Extortion/Blackmail	0	0.0	0	0.0
Burglary	0	0.0	0	0.0
Larceny/Theft Offenses (Total)	0	0.0	0	0.0
Theft - Pocket-picking	0	0.0	0	0.0
Theft - Purse Snatching	0	0.0	0	0.0
Theft - Shoplifting	0	0.0	0	0.0
Theft From Building	0	0.0	0	0.0
Theft From Coin Machine	0	0.0	0	0.0
Theft From Motor Vehicle	0	0.0	0	0.0
Theft of Motor Vehicle Parts	0	0.0	0	0.0
Theft - All Other Larceny	0	0.0	0	0.0
Motor Vehicle Theft	0	0.0	0	0.0
Counterfeiting/Forgery	0	0.0	0	0.0
Fraud Offenses (Total)	0	0.0	0	0.0
Fraud - Computer Hacking/Invasion	0	0.0	0	0.0
Fraud - Credit Card/ATM	0	0.0	0	0.0
Fraud - False Pretenses	0	0.0	0	0.0
Fraud - Identity Theft	0	0.0	0	0.0
Fraud - Impersonation	0	0.0	0	0.0
Fraud - Welfare	0	0.0	0	0.0
Fraud - Wire	0	0.0	0	0.0
Embezzlement	0	0.0	0	0.0
Stolen Property Offenses	0	0.0	0	0.0
Destruction/Damage/Vandalism	0	0.0	0	0.0
Drug/Narcotic Violations (Total)	0	0.0	0	0.0
Drug/Narcotic Violations	0	0.0	0	0.0
Drug/Narcotic Equipment Violations	0	0.0	0	0.0

GROUP A OFFENSES	Offense	Rate per 1,000	Cleared	% Cleared
Sex Offenses (Nonforcible) (Total)	0	0.0	0	0.0
Incest	0	0.0	0	0.0
Statutory Rape	0	0.0	0	0.0
Pornography/Obscene Material	0	0.0	0	0.0
Gambling Offenses (Total)	0	0.0	0	0.0
Gambling - Betting/Wagering	0	0.0	0	0.0
Gambling - Operating/Promoting	0	0.0	0	0.0
Gambling - Equipment Violations	0	0.0	0	0.0
Gambling - Sports Tampering	0	0.0	0	0.0
Prostitution Offenses (Total)	0	0.0	0	0.0
Prostitution	0	0.0	0	0.0
Prostitution Assisting/Promoting	0	0.0	0	0.0
Purchasing Prostitution	0	0.0	0	0.0
Human Trafficking Offenses (Total)	0	0.0	0	0.0
Commercial Sex Acts	0	0.0	0	0.0
Involuntary Servitude	0	0.0	0	0.0
Bribery	0	0.0	0	0.0
Weapon Law Violations	0	0.0	0	0.0
Animal Cruelty	0	0.0	0	0.0

GROUP B OFFENSES	Offenses	Rate per 1,000
Bad Checks	0	0.0
Curfew/Vagrancy	0	0.0
Disorderly Conduct	0	0.0
DUI	0	0.0
Drunkenness	0	0.0
Family-Non Violent	0	0.0
Liquor Law Violations	0	0.0
Peeping Tom	0	0.0
Trespass	0	0.0
All Other Offenses	0	0.0

2024 Fall Term Campus Population	
Undergraduate Enrollment	375
Graduate Enrollment	0
Staff Personnel	17
Faculty Personnel	37
Security Personnel	0
Total Campus Population	429



Tennessee College of Applied Technology at Dickson - 2024

GROUP A OFFENSES	Offense	Rate per 1,000	Cleared	% Cleared
Homicide Offenses (Total)	0	0.0	0	0.0
Murder	0	0.0	0	0.0
Negligent Manslaughter	0	0.0	0	0.0
Negligent Vehicular Manslaughter	0	0.0	0	0.0
Kidnapping/Abduction	0	0.0	0	0.0
Sex Offenses (Forcible) (Total)	0	0.0	0	0.0
Forcible Rape	0	0.0	0	0.0
Forcible Sodomy	0	0.0	0	0.0
Sexual Assault W/Object	0	0.0	0	0.0
Criminal Sexual Contact	0	0.0	0	0.0
Robbery	0	0.0	0	0.0
Assault Offenses (Total)	2	2.4	0	0.0
Aggravated Assault	0	0.0	0	0.0
Simple Assault	0	0.0	0	0.0
Intimidation	2	2.4	0	0.0
Stalking	0	0.0	0	0.0
Arson	0	0.0	0	0.0
Extortion/Blackmail	0	0.0	0	0.0
Burglary	0	0.0	0	0.0
Larceny/Theft Offenses (Total)	2	2.4	0	0.0
Theft - Pocket-picking	0	0.0	0	0.0
Theft - Purse Snatching	0	0.0	0	0.0
Theft - Shoplifting	0	0.0	0	0.0
Theft From Building	1	1.2	0	0.0
Theft From Coin Machine	0	0.0	0	0.0
Theft From Motor Vehicle	0	0.0	0	0.0
Theft of Motor Vehicle Parts	0	0.0	0	0.0
Theft - All Other Larceny	1	1.2	0	0.0
Motor Vehicle Theft	0	0.0	0	0.0
Counterfeiting/Forgery	0	0.0	0	0.0
Fraud Offenses (Total)	0	0.0	0	0.0
Fraud - Computer Hacking/Invasion	0	0.0	0	0.0
Fraud - Credit Card/ATM	0	0.0	0	0.0
Fraud - False Pretenses	0	0.0	0	0.0
Fraud - Identity Theft	0	0.0	0	0.0
Fraud - Impersonation	0	0.0	0	0.0
Fraud - Welfare	0	0.0	0	0.0
Fraud - Wire	0	0.0	0	0.0
Embezzlement	0	0.0	0	0.0
Stolen Property Offenses	0	0.0	0	0.0
Destruction/Damage/Vandalism	0	0.0	0	0.0
Drug/Narcotic Violations (Total)	0	0.0	0	0.0
Drug/Narcotic Violations	0	0.0	0	0.0
Drug/Narcotic Equipment Violations	0	0.0	0	0.0

GROUP A OFFENSES	Offense	Rate per 1,000	Cleared	% Cleared
Sex Offenses (Nonforcible) (Total)	0	0.0	0	0.0
Incest	0	0.0	0	0.0
Statutory Rape	0	0.0	0	0.0
Pornography/Obscene Material	0	0.0	0	0.0
Gambling Offenses (Total)	0	0.0	0	0.0
Gambling - Betting/Wagering	0	0.0	0	0.0
Gambling - Operating/Promoting	0	0.0	0	0.0
Gambling - Equipment Violations	0	0.0	0	0.0
Gambling - Sports Tampering	0	0.0	0	0.0
Prostitution Offenses (Total)	0	0.0	0	0.0
Prostitution	0	0.0	0	0.0
Prostitution Assisting/Promoting	0	0.0	0	0.0
Purchasing Prostitution	0	0.0	0	0.0
Human Trafficking Offenses (Total)	0	0.0	0	0.0
Commercial Sex Acts	0	0.0	0	0.0
Involuntary Servitude	0	0.0	0	0.0
Bribery	0	0.0	0	0.0
Weapon Law Violations	0	0.0	0	0.0
Animal Cruelty	0	0.0	0	0.0

GROUP B OFFENSES	Offenses	Rate per 1,000
Bad Checks	0	0.0
Curfew/Vagrancy	0	0.0
Disorderly Conduct	0	0.0
DUI	0	0.0
Drunkenness	0	0.0
Family-Non Violent	0	0.0
Liquor Law Violations	0	0.0
Peeping Tom	0	0.0
Trespass	0	0.0
All Other Offenses	0	0.0

2024 Fall Term Campus Population	
Undergraduate Enrollment	758
Graduate Enrollment	0
Staff Personnel	33
Faculty Personnel	44
Security Personnel	2
Total Campus Population	837



Tennessee College of Applied Technology at Elizabethton - 2024

GROUP A OFFENSES	Offense	Rate per 1,000	Cleared	% Cleared
Homicide Offenses (Total)	0	0.0	0	0.0
Murder	0	0.0	0	0.0
Negligent Manslaughter	0	0.0	0	0.0
Negligent Vehicular Manslaughter	0	0.0	0	0.0
Kidnapping/Abduction	0	0.0	0	0.0
Sex Offenses (Forcible) (Total)	0	0.0	0	0.0
Forcible Rape	0	0.0	0	0.0
Forcible Sodomy	0	0.0	0	0.0
Sexual Assault W/Object	0	0.0	0	0.0
Criminal Sexual Contact	0	0.0	0	0.0
Robbery	0	0.0	0	0.0
Assault Offenses (Total)	3	4.7	1	33.3
Aggravated Assault	0	0.0	0	0.0
Simple Assault	3	4.7	1	33.3
Intimidation	0	0.0	0	0.0
Stalking	0	0.0	0	0.0
Arson	0	0.0	0	0.0
Extortion/Blackmail	0	0.0	0	0.0
Burglary	0	0.0	0	0.0
Larceny/Theft Offenses (Total)	2	3.1	0	0.0
Theft - Pocket-picking	0	0.0	0	0.0
Theft - Purse Snatching	0	0.0	0	0.0
Theft - Shoplifting	0	0.0	0	0.0
Theft From Building	0	0.0	0	0.0
Theft From Coin Machine	0	0.0	0	0.0
Theft From Motor Vehicle	1	1.6	0	0.0
Theft of Motor Vehicle Parts	0	0.0	0	0.0
Theft - All Other Larceny	1	1.6	0	0.0
Motor Vehicle Theft	0	0.0	0	0.0
Counterfeiting/Forgery	0	0.0	0	0.0
Fraud Offenses (Total)	0	0.0	0	0.0
Fraud - Computer Hacking/Invasion	0	0.0	0	0.0
Fraud - Credit Card/ATM	0	0.0	0	0.0
Fraud - False Pretenses	0	0.0	0	0.0
Fraud - Identity Theft	0	0.0	0	0.0
Fraud - Impersonation	0	0.0	0	0.0
Fraud - Welfare	0	0.0	0	0.0
Fraud - Wire	0	0.0	0	0.0
Embezzlement	0	0.0	0	0.0
Stolen Property Offenses	0	0.0	0	0.0
Destruction/Damage/Vandalism	0	0.0	0	0.0
Drug/Narcotic Violations (Total)	0	0.0	0	0.0
Drug/Narcotic Violations	0	0.0	0	0.0
Drug/Narcotic Equipment Violations	0	0.0	0	0.0

GROUP A OFFENSES	Offense	Rate per 1,000	Cleared	% Cleared
Sex Offenses (Nonforcible) (Total)	0	0.0	0	0.0
Incest	0	0.0	0	0.0
Statutory Rape	0	0.0	0	0.0
Pornography/Obscene Material	0	0.0	0	0.0
Gambling Offenses (Total)	0	0.0	0	0.0
Gambling - Betting/Wagering	0	0.0	0	0.0
Gambling - Operating/Promoting	0	0.0	0	0.0
Gambling - Equipment Violations	0	0.0	0	0.0
Gambling - Sports Tampering	0	0.0	0	0.0
Prostitution Offenses (Total)	0	0.0	0	0.0
Prostitution	0	0.0	0	0.0
Prostitution Assisting/Promoting	0	0.0	0	0.0
Purchasing Prostitution	0	0.0	0	0.0
Human Trafficking Offenses (Total)	0	0.0	0	0.0
Commercial Sex Acts	0	0.0	0	0.0
Involuntary Servitude	0	0.0	0	0.0
Bribery	0	0.0	0	0.0
Weapon Law Violations	0	0.0	0	0.0
Animal Cruelty	0	0.0	0	0.0

GROUP B OFFENSES	Offenses	Rate per 1,000
Bad Checks	0	0.0
Curfew/Vagrancy	0	0.0
Disorderly Conduct	0	0.0
DUI	0	0.0
Drunkenness	1	0.0
Family-Non Violent	0	0.0
Liquor Law Violations	0	0.0
Peeping Tom	0	0.0
Trespass	0	0.0
All Other Offenses	0	0.0

2024 Fall Term Campus Population	
Undergraduate Enrollment	571
Graduate Enrollment	0
Staff Personnel	28
Faculty Personnel	41
Security Personnel	1
Total Campus Population	641



Tennessee College of Applied Technology at Harriman - 2024

GROUP A OFFENSES	Offense	Rate per 1,000	Cleared	% Cleared
Homicide Offenses (Total)	0	0.0	0	0.0
Murder	0	0.0	0	0.0
Negligent Manslaughter	0	0.0	0	0.0
Negligent Vehicular Manslaughter	0	0.0	0	0.0
Kidnapping/Abduction	0	0.0	0	0.0
Sex Offenses (Forcible) (Total)	0	0.0	0	0.0
Forcible Rape	0	0.0	0	0.0
Forcible Sodomy	0	0.0	0	0.0
Sexual Assault W/Object	0	0.0	0	0.0
Criminal Sexual Contact	0	0.0	0	0.0
Robbery	0	0.0	0	0.0
Assault Offenses (Total)	0	0.0	0	0.0
Aggravated Assault	0	0.0	0	0.0
Simple Assault	0	0.0	0	0.0
Intimidation	0	0.0	0	0.0
Stalking	0	0.0	0	0.0
Arson	0	0.0	0	0.0
Extortion/Blackmail	0	0.0	0	0.0
Burglary	0	0.0	0	0.0
Larceny/Theft Offenses (Total)	0	0.0	0	0.0
Theft - Pocket-picking	0	0.0	0	0.0
Theft - Purse Snatching	0	0.0	0	0.0
Theft - Shoplifting	0	0.0	0	0.0
Theft From Building	0	0.0	0	0.0
Theft From Coin Machine	0	0.0	0	0.0
Theft From Motor Vehicle	0	0.0	0	0.0
Theft of Motor Vehicle Parts	0	0.0	0	0.0
Theft - All Other Larceny	0	0.0	0	0.0
Motor Vehicle Theft	0	0.0	0	0.0
Counterfeiting/Forgery	0	0.0	0	0.0
Fraud Offenses (Total)	0	0.0	0	0.0
Fraud - Computer Hacking/Invasion	0	0.0	0	0.0
Fraud - Credit Card/ATM	0	0.0	0	0.0
Fraud - False Pretenses	0	0.0	0	0.0
Fraud - Identity Theft	0	0.0	0	0.0
Fraud - Impersonation	0	0.0	0	0.0
Fraud - Welfare	0	0.0	0	0.0
Fraud - Wire	0	0.0	0	0.0
Embezzlement	0	0.0	0	0.0
Stolen Property Offenses	0	0.0	0	0.0
Destruction/Damage/Vandalism	0	0.0	0	0.0
Drug/Narcotic Violations (Total)	0	0.0	0	0.0
Drug/Narcotic Violations	0	0.0	0	0.0
Drug/Narcotic Equipment Violations	0	0.0	0	0.0

GROUP A OFFENSES	Offense	Rate per 1,000	Cleared	% Cleared
Sex Offenses (Nonforcible) (Total)	0	0.0	0	0.0
Incest	0	0.0	0	0.0
Statutory Rape	0	0.0	0	0.0
Pornography/Obscene Material	0	0.0	0	0.0
Gambling Offenses (Total)	0	0.0	0	0.0
Gambling - Betting/Wagering	0	0.0	0	0.0
Gambling - Operating/Promoting	0	0.0	0	0.0
Gambling - Equipment Violations	0	0.0	0	0.0
Gambling - Sports Tampering	0	0.0	0	0.0
Prostitution Offenses (Total)	0	0.0	0	0.0
Prostitution	0	0.0	0	0.0
Prostitution Assisting/Promoting	0	0.0	0	0.0
Purchasing Prostitution	0	0.0	0	0.0
Human Trafficking Offenses (Total)	0	0.0	0	0.0
Commercial Sex Acts	0	0.0	0	0.0
Involuntary Servitude	0	0.0	0	0.0
Bribery	0	0.0	0	0.0
Weapon Law Violations	0	0.0	0	0.0
Animal Cruelty	0	0.0	0	0.0

GROUP B OFFENSES	Offenses	Rate per 1,000
Bad Checks	0	0.0
Curfew/Vagrancy	0	0.0
Disorderly Conduct	0	0.0
DUI	0	0.0
Drunkenness	0	0.0
Family-Non Violent	0	0.0
Liquor Law Violations	0	0.0
Peeping Tom	0	0.0
Trespass	0	0.0
All Other Offenses	0	0.0

2024 Fall Term Campus Population	
Undergraduate Enrollment	552
Graduate Enrollment	0
Staff Personnel	13
Faculty Personnel	23
Security Personnel	1
Total Campus Population	589



Tennessee College of Applied Technology at Hartsville - 2024

GROUP A OFFENSES	Offense	Rate per 1,000	Cleared	% Cleared
Homicide Offenses (Total)	0	0.0	0	0.0
Murder	0	0.0	0	0.0
Negligent Manslaughter	0	0.0	0	0.0
Negligent Vehicular Manslaughter	0	0.0	0	0.0
Kidnapping/Abduction	0	0.0	0	0.0
Sex Offenses (Forcible) (Total)	0	0.0	0	0.0
Forcible Rape	0	0.0	0	0.0
Forcible Sodomy	0	0.0	0	0.0
Sexual Assault W/Object	0	0.0	0	0.0
Criminal Sexual Contact	0	0.0	0	0.0
Robbery	0	0.0	0	0.0
Assault Offenses (Total)	0	0.0	0	0.0
Aggravated Assault	0	0.0	0	0.0
Simple Assault	0	0.0	0	0.0
Intimidation	0	0.0	0	0.0
Stalking	0	0.0	0	0.0
Arson	0	0.0	0	0.0
Extortion/Blackmail	0	0.0	0	0.0
Burglary	0	0.0	0	0.0
Larceny/Theft Offenses (Total)	0	0.0	0	0.0
Theft - Pocket-picking	0	0.0	0	0.0
Theft - Purse Snatching	0	0.0	0	0.0
Theft - Shoplifting	0	0.0	0	0.0
Theft From Building	0	0.0	0	0.0
Theft From Coin Machine	0	0.0	0	0.0
Theft From Motor Vehicle	0	0.0	0	0.0
Theft of Motor Vehicle Parts	0	0.0	0	0.0
Theft - All Other Larceny	0	0.0	0	0.0
Motor Vehicle Theft	0	0.0	0	0.0
Counterfeiting/Forgery	0	0.0	0	0.0
Fraud Offenses (Total)	0	0.0	0	0.0
Fraud - Computer Hacking/Invasion	0	0.0	0	0.0
Fraud - Credit Card/ATM	0	0.0	0	0.0
Fraud - False Pretenses	0	0.0	0	0.0
Fraud - Identity Theft	0	0.0	0	0.0
Fraud - Impersonation	0	0.0	0	0.0
Fraud - Welfare	0	0.0	0	0.0
Fraud - Wire	0	0.0	0	0.0
Embezzlement	0	0.0	0	0.0
Stolen Property Offenses	0	0.0	0	0.0
Destruction/Damage/Vandalism	0	0.0	0	0.0
Drug/Narcotic Violations (Total)	0	0.0	0	0.0
Drug/Narcotic Violations	0	0.0	0	0.0
Drug/Narcotic Equipment Violations	0	0.0	0	0.0

GROUP A OFFENSES	Offense	Rate per 1,000	Cleared	% Cleared
Sex Offenses (Nonforcible) (Total)	0	0.0	0	0.0
Incest	0	0.0	0	0.0
Statutory Rape	0	0.0	0	0.0
Pornography/Obscene Material	0	0.0	0	0.0
Gambling Offenses (Total)	0	0.0	0	0.0
Gambling - Betting/Wagering	0	0.0	0	0.0
Gambling - Operating/Promoting	0	0.0	0	0.0
Gambling - Equipment Violations	0	0.0	0	0.0
Gambling - Sports Tampering	0	0.0	0	0.0
Prostitution Offenses (Total)	0	0.0	0	0.0
Prostitution	0	0.0	0	0.0
Prostitution Assisting/Promoting	0	0.0	0	0.0
Purchasing Prostitution	0	0.0	0	0.0
Human Trafficking Offenses (Total)	0	0.0	0	0.0
Commercial Sex Acts	0	0.0	0	0.0
Involuntary Servitude	0	0.0	0	0.0
Bribery	0	0.0	0	0.0
Weapon Law Violations	0	0.0	0	0.0
Animal Cruelty	0	0.0	0	0.0

GROUP B OFFENSES	Offenses	Rate per 1,000
Bad Checks	0	0.0
Curfew/Vagrancy	0	0.0
Disorderly Conduct	0	0.0
DUI	0	0.0
Drunkenness	0	0.0
Family-Non Violent	0	0.0
Liquor Law Violations	0	0.0
Peeping Tom	0	0.0
Trespass	0	0.0
All Other Offenses	0	0.0

2024 Fall Term Campus Population	
Undergraduate Enrollment	367
Graduate Enrollment	0
Staff Personnel	11
Faculty Personnel	31
Security Personnel	1
Total Campus Population	410



Tennessee College of Applied Technology at Hohenwald - 2024

GROUP A OFFENSES	Offense	Rate per 1,000	Cleared	% Cleared
Homicide Offenses (Total)	0	0.0	0	0.0
Murder	0	0.0	0	0.0
Negligent Manslaughter	0	0.0	0	0.0
Negligent Vehicular Manslaughter	0	0.0	0	0.0
Kidnapping/Abduction	0	0.0	0	0.0
Sex Offenses (Forcible) (Total)	0	0.0	0	0.0
Forcible Rape	0	0.0	0	0.0
Forcible Sodomy	0	0.0	0	0.0
Sexual Assault W/Object	0	0.0	0	0.0
Criminal Sexual Contact	0	0.0	0	0.0
Robbery	0	0.0	0	0.0
Assault Offenses (Total)	0	0.0	0	0.0
Aggravated Assault	0	0.0	0	0.0
Simple Assault	0	0.0	0	0.0
Intimidation	0	0.0	0	0.0
Stalking	0	0.0	0	0.0
Arson	0	0.0	0	0.0
Extortion/Blackmail	0	0.0	0	0.0
Burglary	0	0.0	0	0.0
Larceny/Theft Offenses (Total)	0	0.0	0	0.0
Theft - Pocket-picking	0	0.0	0	0.0
Theft - Purse Snatching	0	0.0	0	0.0
Theft - Shoplifting	0	0.0	0	0.0
Theft From Building	0	0.0	0	0.0
Theft From Coin Machine	0	0.0	0	0.0
Theft From Motor Vehicle	0	0.0	0	0.0
Theft of Motor Vehicle Parts	0	0.0	0	0.0
Theft - All Other Larceny	0	0.0	0	0.0
Motor Vehicle Theft	0	0.0	0	0.0
Counterfeiting/Forgery	0	0.0	0	0.0
Fraud Offenses (Total)	0	0.0	0	0.0
Fraud - Computer Hacking/Invasion	0	0.0	0	0.0
Fraud - Credit Card/ATM	0	0.0	0	0.0
Fraud - False Pretenses	0	0.0	0	0.0
Fraud - Identity Theft	0	0.0	0	0.0
Fraud - Impersonation	0	0.0	0	0.0
Fraud - Welfare	0	0.0	0	0.0
Fraud - Wire	0	0.0	0	0.0
Embezzlement	0	0.0	0	0.0
Stolen Property Offenses	0	0.0	0	0.0
Destruction/Damage/Vandalism	0	0.0	0	0.0
Drug/Narcotic Violations (Total)	0	0.0	0	0.0
Drug/Narcotic Violations	0	0.0	0	0.0
Drug/Narcotic Equipment Violations	0	0.0	0	0.0

GROUP A OFFENSES	Offense	Rate per 1,000	Cleared	% Cleared
Sex Offenses (Nonforcible) (Total)	0	0.0	0	0.0
Incest	0	0.0	0	0.0
Statutory Rape	0	0.0	0	0.0
Pornography/Obscene Material	0	0.0	0	0.0
Gambling Offenses (Total)	0	0.0	0	0.0
Gambling - Betting/Wagering	0	0.0	0	0.0
Gambling - Operating/Promoting	0	0.0	0	0.0
Gambling - Equipment Violations	0	0.0	0	0.0
Gambling - Sports Tampering	0	0.0	0	0.0
Prostitution Offenses (Total)	0	0.0	0	0.0
Prostitution	0	0.0	0	0.0
Prostitution Assisting/Promoting	0	0.0	0	0.0
Purchasing Prostitution	0	0.0	0	0.0
Human Trafficking Offenses (Total)	0	0.0	0	0.0
Commercial Sex Acts	0	0.0	0	0.0
Involuntary Servitude	0	0.0	0	0.0
Bribery	0	0.0	0	0.0
Weapon Law Violations	0	0.0	0	0.0
Animal Cruelty	0	0.0	0	0.0

GROUP B OFFENSES	Offenses	Rate per 1,000
Bad Checks	0	0.0
Curfew/Vagrancy	0	0.0
Disorderly Conduct	0	0.0
DUI	0	0.0
Drunkenness	0	0.0
Family-Non Violent	0	0.0
Liquor Law Violations	0	0.0
Peeping Tom	0	0.0
Trespass	0	0.0
All Other Offenses	0	0.0

2024 Fall Term Campus Population	
Undergraduate Enrollment	1,873
Graduate Enrollment	0
Staff Personnel	11
Faculty Personnel	36
Security Personnel	1
Total Campus Population	1,921



Tennessee College of Applied Technology at Jacksboro - 2024

GROUP A OFFENSES	Offense	Rate per 1,000	Cleared	% Cleared
Homicide Offenses (Total)	0	0.0	0	0.0
Murder	0	0.0	0	0.0
Negligent Manslaughter	0	0.0	0	0.0
Negligent Vehicular Manslaughter	0	0.0	0	0.0
Kidnapping/Abduction	0	0.0	0	0.0
Sex Offenses (Forcible) (Total)	0	0.0	0	0.0
Forcible Rape	0	0.0	0	0.0
Forcible Sodomy	0	0.0	0	0.0
Sexual Assault W/Object	0	0.0	0	0.0
Criminal Sexual Contact	0	0.0	0	0.0
Robbery	0	0.0	0	0.0
Assault Offenses (Total)	0	0.0	0	0.0
Aggravated Assault	0	0.0	0	0.0
Simple Assault	0	0.0	0	0.0
Intimidation	0	0.0	0	0.0
Stalking	0	0.0	0	0.0
Arson	0	0.0	0	0.0
Extortion/Blackmail	0	0.0	0	0.0
Burglary	0	0.0	0	0.0
Larceny/Theft Offenses (Total)	0	0.0	0	0.0
Theft - Pocket-picking	0	0.0	0	0.0
Theft - Purse Snatching	0	0.0	0	0.0
Theft - Shoplifting	0	0.0	0	0.0
Theft From Building	0	0.0	0	0.0
Theft From Coin Machine	0	0.0	0	0.0
Theft From Motor Vehicle	0	0.0	0	0.0
Theft of Motor Vehicle Parts	0	0.0	0	0.0
Theft - All Other Larceny	0	0.0	0	0.0
Motor Vehicle Theft	0	0.0	0	0.0
Counterfeiting/Forgery	0	0.0	0	0.0
Fraud Offenses (Total)	0	0.0	0	0.0
Fraud - Computer Hacking/Invasion	0	0.0	0	0.0
Fraud - Credit Card/ATM	0	0.0	0	0.0
Fraud - False Pretenses	0	0.0	0	0.0
Fraud - Identity Theft	0	0.0	0	0.0
Fraud - Impersonation	0	0.0	0	0.0
Fraud - Welfare	0	0.0	0	0.0
Fraud - Wire	0	0.0	0	0.0
Embezzlement	0	0.0	0	0.0
Stolen Property Offenses	0	0.0	0	0.0
Destruction/Damage/Vandalism	0	0.0	0	0.0
Drug/Narcotic Violations (Total)	0	0.0	0	0.0
Drug/Narcotic Violations	0	0.0	0	0.0
Drug/Narcotic Equipment Violations	0	0.0	0	0.0

GROUP A OFFENSES	Offense	Rate per 1,000	Cleared	% Cleared
Sex Offenses (Nonforcible) (Total)	0	0.0	0	0.0
Incest	0	0.0	0	0.0
Statutory Rape	0	0.0	0	0.0
Pornography/Obscene Material	0	0.0	0	0.0
Gambling Offenses (Total)	0	0.0	0	0.0
Gambling - Betting/Wagering	0	0.0	0	0.0
Gambling - Operating/Promoting	0	0.0	0	0.0
Gambling - Equipment Violations	0	0.0	0	0.0
Gambling - Sports Tampering	0	0.0	0	0.0
Prostitution Offenses (Total)	0	0.0	0	0.0
Prostitution	0	0.0	0	0.0
Prostitution Assisting/Promoting	0	0.0	0	0.0
Purchasing Prostitution	0	0.0	0	0.0
Human Trafficking Offenses (Total)	0	0.0	0	0.0
Commercial Sex Acts	0	0.0	0	0.0
Involuntary Servitude	0	0.0	0	0.0
Bribery	0	0.0	0	0.0
Weapon Law Violations	0	0.0	0	0.0
Animal Cruelty	0	0.0	0	0.0

GROUP B OFFENSES	Offenses	Rate per 1,000
Bad Checks	0	0.0
Curfew/Vagrancy	0	0.0
Disorderly Conduct	0	0.0
DUI	0	0.0
Drunkenness	0	0.0
Family-Non Violent	0	0.0
Liquor Law Violations	0	0.0
Peeping Tom	0	0.0
Trespass	0	0.0
All Other Offenses	0	0.0

2024 Fall Term Campus Population	
Undergraduate Enrollment	284
Graduate Enrollment	0
Staff Personnel	15
Faculty Personnel	19
Security Personnel	1
Total Campus Population	319



Tennessee College of Applied Technology at Livingston - 2024

GROUP A OFFENSES	Offense	Rate per 1,000	Cleared	% Cleared
Homicide Offenses (Total)	0	0.0	0	0.0
Murder	0	0.0	0	0.0
Negligent Manslaughter	0	0.0	0	0.0
Negligent Vehicular Manslaughter	0	0.0	0	0.0
Kidnapping/Abduction	0	0.0	0	0.0
Sex Offenses (Forcible) (Total)	0	0.0	0	0.0
Forcible Rape	0	0.0	0	0.0
Forcible Sodomy	0	0.0	0	0.0
Sexual Assault W/Object	0	0.0	0	0.0
Criminal Sexual Contact	0	0.0	0	0.0
Robbery	0	0.0	0	0.0
Assault Offenses (Total)	0	0.0	0	0.0
Aggravated Assault	0	0.0	0	0.0
Simple Assault	0	0.0	0	0.0
Intimidation	0	0.0	0	0.0
Stalking	0	0.0	0	0.0
Arson	0	0.0	0	0.0
Extortion/Blackmail	0	0.0	0	0.0
Burglary	0	0.0	0	0.0
Larceny/Theft Offenses (Total)	0	0.0	0	0.0
Theft - Pocket-picking	0	0.0	0	0.0
Theft - Purse Snatching	0	0.0	0	0.0
Theft - Shoplifting	0	0.0	0	0.0
Theft From Building	0	0.0	0	0.0
Theft From Coin Machine	0	0.0	0	0.0
Theft From Motor Vehicle	0	0.0	0	0.0
Theft of Motor Vehicle Parts	0	0.0	0	0.0
Theft - All Other Larceny	0	0.0	0	0.0
Motor Vehicle Theft	0	0.0	0	0.0
Counterfeiting/Forgery	0	0.0	0	0.0
Fraud Offenses (Total)	0	0.0	0	0.0
Fraud - Computer Hacking/Invasion	0	0.0	0	0.0
Fraud - Credit Card/ATM	0	0.0	0	0.0
Fraud - False Pretenses	0	0.0	0	0.0
Fraud - Identity Theft	0	0.0	0	0.0
Fraud - Impersonation	0	0.0	0	0.0
Fraud - Welfare	0	0.0	0	0.0
Fraud - Wire	0	0.0	0	0.0
Embezzlement	0	0.0	0	0.0
Stolen Property Offenses	0	0.0	0	0.0
Destruction/Damage/Vandalism	0	0.0	0	0.0
Drug/Narcotic Violations (Total)	0	0.0	0	0.0
Drug/Narcotic Violations	0	0.0	0	0.0
Drug/Narcotic Equipment Violations	0	0.0	0	0.0

GROUP A OFFENSES	Offense	Rate per 1,000	Cleared	% Cleared
Sex Offenses (Nonforcible) (Total)	0	0.0	0	0.0
Incest	0	0.0	0	0.0
Statutory Rape	0	0.0	0	0.0
Pornography/Obscene Material	0	0.0	0	0.0
Gambling Offenses (Total)	0	0.0	0	0.0
Gambling - Betting/Wagering	0	0.0	0	0.0
Gambling - Operating/Promoting	0	0.0	0	0.0
Gambling - Equipment Violations	0	0.0	0	0.0
Gambling - Sports Tampering	0	0.0	0	0.0
Prostitution Offenses (Total)	0	0.0	0	0.0
Prostitution	0	0.0	0	0.0
Prostitution Assisting/Promoting	0	0.0	0	0.0
Purchasing Prostitution	0	0.0	0	0.0
Human Trafficking Offenses (Total)	0	0.0	0	0.0
Commercial Sex Acts	0	0.0	0	0.0
Involuntary Servitude	0	0.0	0	0.0
Bribery	0	0.0	0	0.0
Weapon Law Violations	0	0.0	0	0.0
Animal Cruelty	0	0.0	0	0.0

GROUP B OFFENSES	Offenses	Rate per 1,000
Bad Checks	0	0.0
Curfew/Vagrancy	0	0.0
Disorderly Conduct	0	0.0
DUI	0	0.0
Drunkenness	0	0.0
Family-Non Violent	0	0.0
Liquor Law Violations	0	0.0
Peeping Tom	0	0.0
Trespass	0	0.0
All Other Offenses	0	0.0

2024 Fall Term Campus Population	
Undergraduate Enrollment	382
Graduate Enrollment	0
Staff Personnel	18
Faculty Personnel	33
Security Personnel	1
Total Campus Population	434



Tennessee College of Applied Technology at McKenzie - 2024

GROUP A OFFENSES	Offense	Rate per 1,000	Cleared	% Cleared
Homicide Offenses (Total)	0	0.0	0	0.0
Murder	0	0.0	0	0.0
Negligent Manslaughter	0	0.0	0	0.0
Negligent Vehicular Manslaughter	0	0.0	0	0.0
Kidnapping/Abduction	0	0.0	0	0.0
Sex Offenses (Forcible) (Total)	0	0.0	0	0.0
Forcible Rape	0	0.0	0	0.0
Forcible Sodomy	0	0.0	0	0.0
Sexual Assault W/Object	0	0.0	0	0.0
Criminal Sexual Contact	0	0.0	0	0.0
Robbery	0	0.0	0	0.0
Assault Offenses (Total)	0	0.0	0	0.0
Aggravated Assault	0	0.0	0	0.0
Simple Assault	0	0.0	0	0.0
Intimidation	0	0.0	0	0.0
Stalking	0	0.0	0	0.0
Arson	0	0.0	0	0.0
Extortion/Blackmail	0	0.0	0	0.0
Burglary	0	0.0	0	0.0
Larceny/Theft Offenses (Total)	0	0.0	0	0.0
Theft - Pocket-picking	0	0.0	0	0.0
Theft - Purse Snatching	0	0.0	0	0.0
Theft - Shoplifting	0	0.0	0	0.0
Theft From Building	0	0.0	0	0.0
Theft From Coin Machine	0	0.0	0	0.0
Theft From Motor Vehicle	0	0.0	0	0.0
Theft of Motor Vehicle Parts	0	0.0	0	0.0
Theft - All Other Larceny	0	0.0	0	0.0
Motor Vehicle Theft	0	0.0	0	0.0
Counterfeiting/Forgery	0	0.0	0	0.0
Fraud Offenses (Total)	0	0.0	0	0.0
Fraud - Computer Hacking/Invasion	0	0.0	0	0.0
Fraud - Credit Card/ATM	0	0.0	0	0.0
Fraud - False Pretenses	0	0.0	0	0.0
Fraud - Identity Theft	0	0.0	0	0.0
Fraud - Impersonation	0	0.0	0	0.0
Fraud - Welfare	0	0.0	0	0.0
Fraud - Wire	0	0.0	0	0.0
Embezzlement	0	0.0	0	0.0
Stolen Property Offenses	0	0.0	0	0.0
Destruction/Damage/Vandalism	0	0.0	0	0.0
Drug/Narcotic Violations (Total)	0	0.0	0	0.0
Drug/Narcotic Violations	0	0.0	0	0.0
Drug/Narcotic Equipment Violations	0	0.0	0	0.0

GROUP A OFFENSES	Offense	Rate per 1,000	Cleared	% Cleared
Sex Offenses (Nonforcible) (Total)	0	0.0	0	0.0
Incest	0	0.0	0	0.0
Statutory Rape	0	0.0	0	0.0
Pornography/Obscene Material	0	0.0	0	0.0
Gambling Offenses (Total)	0	0.0	0	0.0
Gambling - Betting/Wagering	0	0.0	0	0.0
Gambling - Operating/Promoting	0	0.0	0	0.0
Gambling - Equipment Violations	0	0.0	0	0.0
Gambling - Sports Tampering	0	0.0	0	0.0
Prostitution Offenses (Total)	0	0.0	0	0.0
Prostitution	0	0.0	0	0.0
Prostitution Assisting/Promoting	0	0.0	0	0.0
Purchasing Prostitution	0	0.0	0	0.0
Human Trafficking Offenses (Total)	0	0.0	0	0.0
Commercial Sex Acts	0	0.0	0	0.0
Involuntary Servitude	0	0.0	0	0.0
Bribery	0	0.0	0	0.0
Weapon Law Violations	0	0.0	0	0.0
Animal Cruelty	0	0.0	0	0.0

GROUP B OFFENSES	Offenses	Rate per 1,000
Bad Checks	0	0.0
Curfew/Vagrancy	0	0.0
Disorderly Conduct	0	0.0
DUI	0	0.0
Drunkenness	0	0.0
Family-Non Violent	0	0.0
Liquor Law Violations	0	0.0
Peeping Tom	0	0.0
Trespass	0	0.0
All Other Offenses	0	0.0

2024 Fall Term Campus Population	
Undergraduate Enrollment	115
Graduate Enrollment	0
Staff Personnel	10
Faculty Personnel	8
Security Personnel	1
Total Campus Population	134



Tennessee College of Applied Technology at McMinnville - 2024

GROUP A OFFENSES	Offense	Rate per 1,000	Cleared	% Cleared
Homicide Offenses (Total)	0	0.0	0	0.0
Murder	0	0.0	0	0.0
Negligent Manslaughter	0	0.0	0	0.0
Negligent Vehicular Manslaughter	0	0.0	0	0.0
Kidnapping/Abduction	0	0.0	0	0.0
Sex Offenses (Forcible) (Total)	0	0.0	0	0.0
Forcible Rape	0	0.0	0	0.0
Forcible Sodomy	0	0.0	0	0.0
Sexual Assault W/Object	0	0.0	0	0.0
Criminal Sexual Contact	0	0.0	0	0.0
Robbery	0	0.0	0	0.0
Assault Offenses (Total)	0	0.0	0	0.0
Aggravated Assault	0	0.0	0	0.0
Simple Assault	0	0.0	0	0.0
Intimidation	0	0.0	0	0.0
Stalking	0	0.0	0	0.0
Arson	0	0.0	0	0.0
Extortion/Blackmail	0	0.0	0	0.0
Burglary	0	0.0	0	0.0
Larceny/Theft Offenses (Total)	0	0.0	0	0.0
Theft - Pocket-picking	0	0.0	0	0.0
Theft - Purse Snatching	0	0.0	0	0.0
Theft - Shoplifting	0	0.0	0	0.0
Theft From Building	0	0.0	0	0.0
Theft From Coin Machine	0	0.0	0	0.0
Theft From Motor Vehicle	0	0.0	0	0.0
Theft of Motor Vehicle Parts	0	0.0	0	0.0
Theft - All Other Larceny	0	0.0	0	0.0
Motor Vehicle Theft	0	0.0	0	0.0
Counterfeiting/Forgery	0	0.0	0	0.0
Fraud Offenses (Total)	0	0.0	0	0.0
Fraud - Computer Hacking/Invasion	0	0.0	0	0.0
Fraud - Credit Card/ATM	0	0.0	0	0.0
Fraud - False Pretenses	0	0.0	0	0.0
Fraud - Identity Theft	0	0.0	0	0.0
Fraud - Impersonation	0	0.0	0	0.0
Fraud - Welfare	0	0.0	0	0.0
Fraud - Wire	0	0.0	0	0.0
Embezzlement	0	0.0	0	0.0
Stolen Property Offenses	0	0.0	0	0.0
Destruction/Damage/Vandalism	0	0.0	0	0.0
Drug/Narcotic Violations (Total)	0	0.0	0	0.0
Drug/Narcotic Violations	0	0.0	0	0.0
Drug/Narcotic Equipment Violations	0	0.0	0	0.0

GROUP A OFFENSES	Offense	Rate per 1,000	Cleared	% Cleared
Sex Offenses (Nonforcible) (Total)	0	0.0	0	0.0
Incest	0	0.0	0	0.0
Statutory Rape	0	0.0	0	0.0
Pornography/Obscene Material	0	0.0	0	0.0
Gambling Offenses (Total)	0	0.0	0	0.0
Gambling - Betting/Wagering	0	0.0	0	0.0
Gambling - Operating/Promoting	0	0.0	0	0.0
Gambling - Equipment Violations	0	0.0	0	0.0
Gambling - Sports Tampering	0	0.0	0	0.0
Prostitution Offenses (Total)	0	0.0	0	0.0
Prostitution	0	0.0	0	0.0
Prostitution Assisting/Promoting	0	0.0	0	0.0
Purchasing Prostitution	0	0.0	0	0.0
Human Trafficking Offenses (Total)	0	0.0	0	0.0
Commercial Sex Acts	0	0.0	0	0.0
Involuntary Servitude	0	0.0	0	0.0
Bribery	0	0.0	0	0.0
Weapon Law Violations	0	0.0	0	0.0
Animal Cruelty	0	0.0	0	0.0

GROUP B OFFENSES	Offenses	Rate per 1,000
Bad Checks	0	0.0
Curfew/Vagrancy	0	0.0
Disorderly Conduct	0	0.0
DUI	0	0.0
Drunkenness	0	0.0
Family-Non Violent	0	0.0
Liquor Law Violations	0	0.0
Peeping Tom	0	0.0
Trespass	0	0.0
All Other Offenses	0	0.0

2024 Fall Term Campus Population	
Undergraduate Enrollment	337
Graduate Enrollment	0
Staff Personnel	11
Faculty Personnel	18
Security Personnel	1
Total Campus Population	367



Tennessee College of Applied Technology at Memphis - 2024

GROUP A OFFENSES	Offense	Rate per 1,000	Cleared	% Cleared
Homicide Offenses (Total)	0	0.0	0	0.0
Murder	0	0.0	0	0.0
Negligent Manslaughter	0	0.0	0	0.0
Negligent Vehicular Manslaughter	0	0.0	0	0.0
Kidnapping/Abduction	0	0.0	0	0.0
Sex Offenses (Forcible) (Total)	0	0.0	0	0.0
Forcible Rape	0	0.0	0	0.0
Forcible Sodomy	0	0.0	0	0.0
Sexual Assault W/Object	0	0.0	0	0.0
Criminal Sexual Contact	0	0.0	0	0.0
Robbery	0	0.0	0	0.0
Assault Offenses (Total)	1	0.7	1	100.0
Aggravated Assault	0	0.0	0	0.0
Simple Assault	1	0.7	1	100.0
Intimidation	0	0.0	0	0.0
Stalking	0	0.0	0	0.0
Arson	0	0.0	0	0.0
Extortion/Blackmail	0	0.0	0	0.0
Burglary	0	0.0	0	0.0
Larceny/Theft Offenses (Total)	2	1.3	0	0.0
Theft - Pocket-picking	0	0.0	0	0.0
Theft - Purse Snatching	0	0.0	0	0.0
Theft - Shoplifting	0	0.0	0	0.0
Theft From Building	2	1.3	0	0.0
Theft From Coin Machine	0	0.0	0	0.0
Theft From Motor Vehicle	0	0.0	0	0.0
Theft of Motor Vehicle Parts	0	0.0	0	0.0
Theft - All Other Larceny	0	0.0	0	0.0
Motor Vehicle Theft	2	1.3	0	0.0
Counterfeiting/Forgery	0	0.0	0	0.0
Fraud Offenses (Total)	0	0.0	0	0.0
Fraud - Computer Hacking/Invasion	0	0.0	0	0.0
Fraud - Credit Card/ATM	0	0.0	0	0.0
Fraud - False Pretenses	0	0.0	0	0.0
Fraud - Identity Theft	0	0.0	0	0.0
Fraud - Impersonation	0	0.0	0	0.0
Fraud - Welfare	0	0.0	0	0.0
Fraud - Wire	0	0.0	0	0.0
Embezzlement	0	0.0	0	0.0
Stolen Property Offenses	0	0.0	0	0.0
Destruction/Damage/Vandalism	2	1.3	0	0.0
Drug/Narcotic Violations (Total)	0	0.0	0	0.0
Drug/Narcotic Violations	0	0.0	0	0.0
Drug/Narcotic Equipment Violations	0	0.0	0	0.0

GROUP A OFFENSES	Offense	Rate per 1,000	Cleared	% Cleared
Sex Offenses (Nonforcible) (Total)	0	0.0	0	0.0
Incest	0	0.0	0	0.0
Statutory Rape	0	0.0	0	0.0
Pornography/Obscene Material	0	0.0	0	0.0
Gambling Offenses (Total)	0	0.0	0	0.0
Gambling - Betting/Wagering	0	0.0	0	0.0
Gambling - Operating/Promoting	0	0.0	0	0.0
Gambling - Equipment Violations	0	0.0	0	0.0
Gambling - Sports Tampering	0	0.0	0	0.0
Prostitution Offenses (Total)	0	0.0	0	0.0
Prostitution	0	0.0	0	0.0
Prostitution Assisting/Promoting	0	0.0	0	0.0
Purchasing Prostitution	0	0.0	0	0.0
Human Trafficking Offenses (Total)	0	0.0	0	0.0
Commercial Sex Acts	0	0.0	0	0.0
Involuntary Servitude	0	0.0	0	0.0
Bribery	0	0.0	0	0.0
Weapon Law Violations	2	1.3	2	100.0
Animal Cruelty	0	0.0	0	0.0

GROUP B OFFENSES	Offenses	Rate per 1,000
Bad Checks	0	0.0
Curfew/Vagrancy	0	0.0
Disorderly Conduct	0	0.0
DUI	0	0.0
Drunkenness	0	0.0
Family-Non Violent	0	0.0
Liquor Law Violations	0	0.0
Peeping Tom	0	0.0
Trespass	0	0.0
All Other Offenses	0	0.0

2024 Fall Term Campus Population	
Undergraduate Enrollment	1,406
Graduate Enrollment	0
Staff Personnel	34
Faculty Personnel	45
Security Personnel	4
Total Campus Population	1,489



Tennessee College of Applied Technology at Morristown - 2024

GROUP A OFFENSES	Offense	Rate per 1,000	Cleared	% Cleared
Homicide Offenses (Total)	0	0.0	0	0.0
Murder	0	0.0	0	0.0
Negligent Manslaughter	0	0.0	0	0.0
Negligent Vehicular Manslaughter	0	0.0	0	0.0
Kidnapping/Abduction	0	0.0	0	0.0
Sex Offenses (Forcible) (Total)	0	0.0	0	0.0
Forcible Rape	0	0.0	0	0.0
Forcible Sodomy	0	0.0	0	0.0
Sexual Assault W/Object	0	0.0	0	0.0
Criminal Sexual Contact	0	0.0	0	0.0
Robbery	0	0.0	0	0.0
Assault Offenses (Total)	0	0.0	0	0.0
Aggravated Assault	0	0.0	0	0.0
Simple Assault	0	0.0	0	0.0
Intimidation	0	0.0	0	0.0
Stalking	0	0.0	0	0.0
Arson	0	0.0	0	0.0
Extortion/Blackmail	0	0.0	0	0.0
Burglary	0	0.0	0	0.0
Larceny/Theft Offenses (Total)	0	0.0	0	0.0
Theft - Pocket-picking	0	0.0	0	0.0
Theft - Purse Snatching	0	0.0	0	0.0
Theft - Shoplifting	0	0.0	0	0.0
Theft From Building	0	0.0	0	0.0
Theft From Coin Machine	0	0.0	0	0.0
Theft From Motor Vehicle	0	0.0	0	0.0
Theft of Motor Vehicle Parts	0	0.0	0	0.0
Theft - All Other Larceny	0	0.0	0	0.0
Motor Vehicle Theft	0	0.0	0	0.0
Counterfeiting/Forgery	0	0.0	0	0.0
Fraud Offenses (Total)	0	0.0	0	0.0
Fraud - Computer Hacking/Invasion	0	0.0	0	0.0
Fraud - Credit Card/ATM	0	0.0	0	0.0
Fraud - False Pretenses	0	0.0	0	0.0
Fraud - Identity Theft	0	0.0	0	0.0
Fraud - Impersonation	0	0.0	0	0.0
Fraud - Welfare	0	0.0	0	0.0
Fraud - Wire	0	0.0	0	0.0
Embezzlement	0	0.0	0	0.0
Stolen Property Offenses	0	0.0	0	0.0
Destruction/Damage/Vandalism	0	0.0	0	0.0
Drug/Narcotic Violations (Total)	0	0.0	0	0.0
Drug/Narcotic Violations	0	0.0	0	0.0
Drug/Narcotic Equipment Violations	0	0.0	0	0.0

GROUP A OFFENSES	Offense	Rate per 1,000	Cleared	% Cleared
Sex Offenses (Nonforcible) (Total)	0	0.0	0	0.0
Incest	0	0.0	0	0.0
Statutory Rape	0	0.0	0	0.0
Pornography/Obscene Material	0	0.0	0	0.0
Gambling Offenses (Total)	0	0.0	0	0.0
Gambling - Betting/Wagering	0	0.0	0	0.0
Gambling - Operating/Promoting	0	0.0	0	0.0
Gambling - Equipment Violations	0	0.0	0	0.0
Gambling - Sports Tampering	0	0.0	0	0.0
Prostitution Offenses (Total)	0	0.0	0	0.0
Prostitution	0	0.0	0	0.0
Prostitution Assisting/Promoting	0	0.0	0	0.0
Purchasing Prostitution	0	0.0	0	0.0
Human Trafficking Offenses (Total)	0	0.0	0	0.0
Commercial Sex Acts	0	0.0	0	0.0
Involuntary Servitude	0	0.0	0	0.0
Bribery	0	0.0	0	0.0
Weapon Law Violations	0	0.0	0	0.0
Animal Cruelty	0	0.0	0	0.0

GROUP B OFFENSES	Offenses	Rate per 1,000
Bad Checks	0	0.0
Curfew/Vagrancy	0	0.0
Disorderly Conduct	0	0.0
DUI	0	0.0
Drunkenness	0	0.0
Family-Non Violent	0	0.0
Liquor Law Violations	0	0.0
Peeping Tom	0	0.0
Trespass	2	0.0
All Other Offenses	0	0.0

2024 Fall Term Campus Population	
Undergraduate Enrollment	530
Graduate Enrollment	99
Staff Personnel	21
Faculty Personnel	42
Security Personnel	1
Total Campus Population	693



Tennessee College of Applied Technology at Murfreesboro - 2024

GROUP A OFFENSES	Offense	Rate per 1,000	Cleared	% Cleared
Homicide Offenses (Total)	0	0.0	0	0.0
Murder	0	0.0	0	0.0
Negligent Manslaughter	0	0.0	0	0.0
Negligent Vehicular Manslaughter	0	0.0	0	0.0
Kidnapping/Abduction	0	0.0	0	0.0
Sex Offenses (Forcible) (Total)	0	0.0	0	0.0
Forcible Rape	0	0.0	0	0.0
Forcible Sodomy	0	0.0	0	0.0
Sexual Assault W/Object	0	0.0	0	0.0
Criminal Sexual Contact	0	0.0	0	0.0
Robbery	0	0.0	0	0.0
Assault Offenses (Total)	0	0.0	0	0.0
Aggravated Assault	0	0.0	0	0.0
Simple Assault	0	0.0	0	0.0
Intimidation	0	0.0	0	0.0
Stalking	0	0.0	0	0.0
Arson	0	0.0	0	0.0
Extortion/Blackmail	0	0.0	0	0.0
Burglary	0	0.0	0	0.0
Larceny/Theft Offenses (Total)	0	0.0	0	0.0
Theft - Pocket-picking	0	0.0	0	0.0
Theft - Purse Snatching	0	0.0	0	0.0
Theft - Shoplifting	0	0.0	0	0.0
Theft From Building	0	0.0	0	0.0
Theft From Coin Machine	0	0.0	0	0.0
Theft From Motor Vehicle	0	0.0	0	0.0
Theft of Motor Vehicle Parts	0	0.0	0	0.0
Theft - All Other Larceny	0	0.0	0	0.0
Motor Vehicle Theft	0	0.0	0	0.0
Counterfeiting/Forgery	0	0.0	0	0.0
Fraud Offenses (Total)	0	0.0	0	0.0
Fraud - Computer Hacking/Invasion	0	0.0	0	0.0
Fraud - Credit Card/ATM	0	0.0	0	0.0
Fraud - False Pretenses	0	0.0	0	0.0
Fraud - Identity Theft	0	0.0	0	0.0
Fraud - Impersonation	0	0.0	0	0.0
Fraud - Welfare	0	0.0	0	0.0
Fraud - Wire	0	0.0	0	0.0
Embezzlement	0	0.0	0	0.0
Stolen Property Offenses	0	0.0	0	0.0
Destruction/Damage/Vandalism	0	0.0	0	0.0
Drug/Narcotic Violations (Total)	0	0.0	0	0.0
Drug/Narcotic Violations	0	0.0	0	0.0
Drug/Narcotic Equipment Violations	0	0.0	0	0.0

GROUP A OFFENSES	Offense	Rate per 1,000	Cleared	% Cleared
Sex Offenses (Nonforcible) (Total)	0	0.0	0	0.0
Incest	0	0.0	0	0.0
Statutory Rape	0	0.0	0	0.0
Pornography/Obscene Material	0	0.0	0	0.0
Gambling Offenses (Total)	0	0.0	0	0.0
Gambling - Betting/Wagering	0	0.0	0	0.0
Gambling - Operating/Promoting	0	0.0	0	0.0
Gambling - Equipment Violations	0	0.0	0	0.0
Gambling - Sports Tampering	0	0.0	0	0.0
Prostitution Offenses (Total)	0	0.0	0	0.0
Prostitution	0	0.0	0	0.0
Prostitution Assisting/Promoting	0	0.0	0	0.0
Purchasing Prostitution	0	0.0	0	0.0
Human Trafficking Offenses (Total)	0	0.0	0	0.0
Commercial Sex Acts	0	0.0	0	0.0
Involuntary Servitude	0	0.0	0	0.0
Bribery	0	0.0	0	0.0
Weapon Law Violations	0	0.0	0	0.0
Animal Cruelty	0	0.0	0	0.0

GROUP B OFFENSES	Offenses	Rate per 1,000
Bad Checks	0	0.0
Curfew/Vagrancy	0	0.0
Disorderly Conduct	0	0.0
DUI	0	0.0
Drunkenness	0	0.0
Family-Non Violent	0	0.0
Liquor Law Violations	0	0.0
Peeping Tom	0	0.0
Trespass	0	0.0
All Other Offenses	0	0.0

2024 Fall Term Campus Population	
Undergraduate Enrollment	532
Graduate Enrollment	0
Staff Personnel	27
Faculty Personnel	35
Security Personnel	0
Total Campus Population	594



Tennessee College of Applied Technology at Nashville - 2024

GROUP A OFFENSES	Offense	Rate per 1,000	Cleared	% Cleared
Homicide Offenses (Total)	0	0.0	0	0.0
Murder	0	0.0	0	0.0
Negligent Manslaughter	0	0.0	0	0.0
Negligent Vehicular Manslaughter	0	0.0	0	0.0
Kidnapping/Abduction	0	0.0	0	0.0
Sex Offenses (Forcible) (Total)	0	0.0	0	0.0
Forcible Rape	0	0.0	0	0.0
Forcible Sodomy	0	0.0	0	0.0
Sexual Assault W/Object	0	0.0	0	0.0
Criminal Sexual Contact	0	0.0	0	0.0
Robbery	0	0.0	0	0.0
Assault Offenses (Total)	0	0.0	0	0.0
Aggravated Assault	0	0.0	0	0.0
Simple Assault	0	0.0	0	0.0
Intimidation	0	0.0	0	0.0
Stalking	0	0.0	0	0.0
Arson	0	0.0	0	0.0
Extortion/Blackmail	0	0.0	0	0.0
Burglary	0	0.0	0	0.0
Larceny/Theft Offenses (Total)	0	0.0	0	0.0
Theft - Pocket-picking	0	0.0	0	0.0
Theft - Purse Snatching	0	0.0	0	0.0
Theft - Shoplifting	0	0.0	0	0.0
Theft From Building	0	0.0	0	0.0
Theft From Coin Machine	0	0.0	0	0.0
Theft From Motor Vehicle	0	0.0	0	0.0
Theft of Motor Vehicle Parts	0	0.0	0	0.0
Theft - All Other Larceny	0	0.0	0	0.0
Motor Vehicle Theft	0	0.0	0	0.0
Counterfeiting/Forgery	0	0.0	0	0.0
Fraud Offenses (Total)	0	0.0	0	0.0
Fraud - Computer Hacking/Invasion	0	0.0	0	0.0
Fraud - Credit Card/ATM	0	0.0	0	0.0
Fraud - False Pretenses	0	0.0	0	0.0
Fraud - Identity Theft	0	0.0	0	0.0
Fraud - Impersonation	0	0.0	0	0.0
Fraud - Welfare	0	0.0	0	0.0
Fraud - Wire	0	0.0	0	0.0
Embezzlement	0	0.0	0	0.0
Stolen Property Offenses	0	0.0	0	0.0
Destruction/Damage/Vandalism	0	0.0	0	0.0
Drug/Narcotic Violations (Total)	0	0.0	0	0.0
Drug/Narcotic Violations	0	0.0	0	0.0
Drug/Narcotic Equipment Violations	0	0.0	0	0.0

GROUP A OFFENSES	Offense	Rate per 1,000	Cleared	% Cleared
Sex Offenses (Nonforcible) (Total)	0	0.0	0	0.0
Incest	0	0.0	0	0.0
Statutory Rape	0	0.0	0	0.0
Pornography/Obscene Material	0	0.0	0	0.0
Gambling Offenses (Total)	0	0.0	0	0.0
Gambling - Betting/Wagering	0	0.0	0	0.0
Gambling - Operating/Promoting	0	0.0	0	0.0
Gambling - Equipment Violations	0	0.0	0	0.0
Gambling - Sports Tampering	0	0.0	0	0.0
Prostitution Offenses (Total)	0	0.0	0	0.0
Prostitution	0	0.0	0	0.0
Prostitution Assisting/Promoting	0	0.0	0	0.0
Purchasing Prostitution	0	0.0	0	0.0
Human Trafficking Offenses (Total)	0	0.0	0	0.0
Commercial Sex Acts	0	0.0	0	0.0
Involuntary Servitude	0	0.0	0	0.0
Bribery	0	0.0	0	0.0
Weapon Law Violations	0	0.0	0	0.0
Animal Cruelty	0	0.0	0	0.0

GROUP B OFFENSES	Offenses	Rate per 1,000
Bad Checks	0	0.0
Curfew/Vagrancy	0	0.0
Disorderly Conduct	0	0.0
DUI	0	0.0
Drunkenness	0	0.0
Family-Non Violent	0	0.0
Liquor Law Violations	0	0.0
Peeping Tom	0	0.0
Trespass	0	0.0
All Other Offenses	0	0.0

2024 Fall Term Campus Population	
Undergraduate Enrollment	892
Graduate Enrollment	0
Staff Personnel	17
Faculty Personnel	53
Security Personnel	1
Total Campus Population	963



Tennessee College of Applied Technology at Paris - 2024

GROUP A OFFENSES	Offense	Rate per 1,000	Cleared	% Cleared
Homicide Offenses (Total)	0	0.0	0	0.0
Murder	0	0.0	0	0.0
Negligent Manslaughter	0	0.0	0	0.0
Negligent Vehicular Manslaughter	0	0.0	0	0.0
Kidnapping/Abduction	0	0.0	0	0.0
Sex Offenses (Forcible) (Total)	0	0.0	0	0.0
Forcible Rape	0	0.0	0	0.0
Forcible Sodomy	0	0.0	0	0.0
Sexual Assault W/Object	0	0.0	0	0.0
Criminal Sexual Contact	0	0.0	0	0.0
Robbery	0	0.0	0	0.0
Assault Offenses (Total)	0	0.0	0	0.0
Aggravated Assault	0	0.0	0	0.0
Simple Assault	0	0.0	0	0.0
Intimidation	0	0.0	0	0.0
Stalking	0	0.0	0	0.0
Arson	0	0.0	0	0.0
Extortion/Blackmail	0	0.0	0	0.0
Burglary	0	0.0	0	0.0
Larceny/Theft Offenses (Total)	0	0.0	0	0.0
Theft - Pocket-picking	0	0.0	0	0.0
Theft - Purse Snatching	0	0.0	0	0.0
Theft - Shoplifting	0	0.0	0	0.0
Theft From Building	0	0.0	0	0.0
Theft From Coin Machine	0	0.0	0	0.0
Theft From Motor Vehicle	0	0.0	0	0.0
Theft of Motor Vehicle Parts	0	0.0	0	0.0
Theft - All Other Larceny	0	0.0	0	0.0
Motor Vehicle Theft	0	0.0	0	0.0
Counterfeiting/Forgery	0	0.0	0	0.0
Fraud Offenses (Total)	0	0.0	0	0.0
Fraud - Computer Hacking/Invasion	0	0.0	0	0.0
Fraud - Credit Card/ATM	0	0.0	0	0.0
Fraud - False Pretenses	0	0.0	0	0.0
Fraud - Identity Theft	0	0.0	0	0.0
Fraud - Impersonation	0	0.0	0	0.0
Fraud - Welfare	0	0.0	0	0.0
Fraud - Wire	0	0.0	0	0.0
Embezzlement	0	0.0	0	0.0
Stolen Property Offenses	0	0.0	0	0.0
Destruction/Damage/Vandalism	0	0.0	0	0.0
Drug/Narcotic Violations (Total)	0	0.0	0	0.0
Drug/Narcotic Violations	0	0.0	0	0.0
Drug/Narcotic Equipment Violations	0	0.0	0	0.0

GROUP A OFFENSES	Offense	Rate per 1,000	Cleared	% Cleared
Sex Offenses (Nonforcible) (Total)	0	0.0	0	0.0
Incest	0	0.0	0	0.0
Statutory Rape	0	0.0	0	0.0
Pornography/Obscene Material	0	0.0	0	0.0
Gambling Offenses (Total)	0	0.0	0	0.0
Gambling - Betting/Wagering	0	0.0	0	0.0
Gambling - Operating/Promoting	0	0.0	0	0.0
Gambling - Equipment Violations	0	0.0	0	0.0
Gambling - Sports Tampering	0	0.0	0	0.0
Prostitution Offenses (Total)	0	0.0	0	0.0
Prostitution	0	0.0	0	0.0
Prostitution Assisting/Promoting	0	0.0	0	0.0
Purchasing Prostitution	0	0.0	0	0.0
Human Trafficking Offenses (Total)	0	0.0	0	0.0
Commercial Sex Acts	0	0.0	0	0.0
Involuntary Servitude	0	0.0	0	0.0
Bribery	0	0.0	0	0.0
Weapon Law Violations	0	0.0	0	0.0
Animal Cruelty	0	0.0	0	0.0

GROUP B OFFENSES	Offenses	Rate per 1,000
Bad Checks	0	0.0
Curfew/Vagrancy	0	0.0
Disorderly Conduct	0	0.0
DUI	0	0.0
Drunkenness	0	0.0
Family-Non Violent	0	0.0
Liquor Law Violations	0	0.0
Peeping Tom	0	0.0
Trespass	0	0.0
All Other Offenses	0	0.0

2024 Fall Term Campus Population	
Undergraduate Enrollment	221
Graduate Enrollment	0
Staff Personnel	12
Faculty Personnel	17
Security Personnel	1
Total Campus Population	251



Tennessee College of Applied Technology at Pulaski - 2024

GROUP A OFFENSES	Offense	Rate per 1,000	Cleared	% Cleared
Homicide Offenses (Total)	0	0.0	0	0.0
Murder	0	0.0	0	0.0
Negligent Manslaughter	0	0.0	0	0.0
Negligent Vehicular Manslaughter	0	0.0	0	0.0
Kidnapping/Abduction	0	0.0	0	0.0
Sex Offenses (Forcible) (Total)	0	0.0	0	0.0
Forcible Rape	0	0.0	0	0.0
Forcible Sodomy	0	0.0	0	0.0
Sexual Assault W/Object	0	0.0	0	0.0
Criminal Sexual Contact	0	0.0	0	0.0
Robbery	0	0.0	0	0.0
Assault Offenses (Total)	0	0.0	0	0.0
Aggravated Assault	0	0.0	0	0.0
Simple Assault	0	0.0	0	0.0
Intimidation	0	0.0	0	0.0
Stalking	0	0.0	0	0.0
Arson	0	0.0	0	0.0
Extortion/Blackmail	0	0.0	0	0.0
Burglary	0	0.0	0	0.0
Larceny/Theft Offenses (Total)	0	0.0	0	0.0
Theft - Pocket-picking	0	0.0	0	0.0
Theft - Purse Snatching	0	0.0	0	0.0
Theft - Shoplifting	0	0.0	0	0.0
Theft From Building	0	0.0	0	0.0
Theft From Coin Machine	0	0.0	0	0.0
Theft From Motor Vehicle	0	0.0	0	0.0
Theft of Motor Vehicle Parts	0	0.0	0	0.0
Theft - All Other Larceny	0	0.0	0	0.0
Motor Vehicle Theft	0	0.0	0	0.0
Counterfeiting/Forgery	0	0.0	0	0.0
Fraud Offenses (Total)	0	0.0	0	0.0
Fraud - Computer Hacking/Invasion	0	0.0	0	0.0
Fraud - Credit Card/ATM	0	0.0	0	0.0
Fraud - False Pretenses	0	0.0	0	0.0
Fraud - Identity Theft	0	0.0	0	0.0
Fraud - Impersonation	0	0.0	0	0.0
Fraud - Welfare	0	0.0	0	0.0
Fraud - Wire	0	0.0	0	0.0
Embezzlement	0	0.0	0	0.0
Stolen Property Offenses	0	0.0	0	0.0
Destruction/Damage/Vandalism	0	0.0	0	0.0
Drug/Narcotic Violations (Total)	0	0.0	0	0.0
Drug/Narcotic Violations	0	0.0	0	0.0
Drug/Narcotic Equipment Violations	0	0.0	0	0.0

GROUP A OFFENSES	Offense	Rate per 1,000	Cleared	% Cleared
Sex Offenses (Nonforcible) (Total)	0	0.0	0	0.0
Incest	0	0.0	0	0.0
Statutory Rape	0	0.0	0	0.0
Pornography/Obscene Material	0	0.0	0	0.0
Gambling Offenses (Total)	0	0.0	0	0.0
Gambling - Betting/Wagering	0	0.0	0	0.0
Gambling - Operating/Promoting	0	0.0	0	0.0
Gambling - Equipment Violations	0	0.0	0	0.0
Gambling - Sports Tampering	0	0.0	0	0.0
Prostitution Offenses (Total)	0	0.0	0	0.0
Prostitution	0	0.0	0	0.0
Prostitution Assisting/Promoting	0	0.0	0	0.0
Purchasing Prostitution	0	0.0	0	0.0
Human Trafficking Offenses (Total)	0	0.0	0	0.0
Commercial Sex Acts	0	0.0	0	0.0
Involuntary Servitude	0	0.0	0	0.0
Bribery	0	0.0	0	0.0
Weapon Law Violations	0	0.0	0	0.0
Animal Cruelty	0	0.0	0	0.0

GROUP B OFFENSES	Offenses	Rate per 1,000
Bad Checks	0	0.0
Curfew/Vagrancy	0	0.0
Disorderly Conduct	0	0.0
DUI	0	0.0
Drunkenness	0	0.0
Family-Non Violent	0	0.0
Liquor Law Violations	0	0.0
Peeping Tom	0	0.0
Trespass	0	0.0
All Other Offenses	0	0.0

2024 Fall Term Campus Population	
Undergraduate Enrollment	0
Graduate Enrollment	360
Staff Personnel	14
Faculty Personnel	33
Security Personnel	1
Total Campus Population	408



Tennessee College of Applied Technology at Shelbyville - 2024

GROUP A OFFENSES	Offense	Rate per 1,000	Cleared	% Cleared
Homicide Offenses (Total)	0	0.0	0	0.0
Murder	0	0.0	0	0.0
Negligent Manslaughter	0	0.0	0	0.0
Negligent Vehicular Manslaughter	0	0.0	0	0.0
Kidnapping/Abduction	0	0.0	0	0.0
Sex Offenses (Forcible) (Total)	0	0.0	0	0.0
Forcible Rape	0	0.0	0	0.0
Forcible Sodomy	0	0.0	0	0.0
Sexual Assault W/Object	0	0.0	0	0.0
Criminal Sexual Contact	0	0.0	0	0.0
Robbery	0	0.0	0	0.0
Assault Offenses (Total)	0	0.0	0	0.0
Aggravated Assault	0	0.0	0	0.0
Simple Assault	0	0.0	0	0.0
Intimidation	0	0.0	0	0.0
Stalking	0	0.0	0	0.0
Arson	0	0.0	0	0.0
Extortion/Blackmail	0	0.0	0	0.0
Burglary	0	0.0	0	0.0
Larceny/Theft Offenses (Total)	0	0.0	0	0.0
Theft - Pocket-picking	0	0.0	0	0.0
Theft - Purse Snatching	0	0.0	0	0.0
Theft - Shoplifting	0	0.0	0	0.0
Theft From Building	0	0.0	0	0.0
Theft From Coin Machine	0	0.0	0	0.0
Theft From Motor Vehicle	0	0.0	0	0.0
Theft of Motor Vehicle Parts	0	0.0	0	0.0
Theft - All Other Larceny	0	0.0	0	0.0
Motor Vehicle Theft	0	0.0	0	0.0
Counterfeiting/Forgery	0	0.0	0	0.0
Fraud Offenses (Total)	0	0.0	0	0.0
Fraud - Computer Hacking/Invasion	0	0.0	0	0.0
Fraud - Credit Card/ATM	0	0.0	0	0.0
Fraud - False Pretenses	0	0.0	0	0.0
Fraud - Identity Theft	0	0.0	0	0.0
Fraud - Impersonation	0	0.0	0	0.0
Fraud - Welfare	0	0.0	0	0.0
Fraud - Wire	0	0.0	0	0.0
Embezzlement	0	0.0	0	0.0
Stolen Property Offenses	0	0.0	0	0.0
Destruction/Damage/Vandalism	0	0.0	0	0.0
Drug/Narcotic Violations (Total)	0	0.0	0	0.0
Drug/Narcotic Violations	0	0.0	0	0.0
Drug/Narcotic Equipment Violations	0	0.0	0	0.0

GROUP A OFFENSES	Offense	Rate per 1,000	Cleared	% Cleared
Sex Offenses (Nonforcible) (Total)	0	0.0	0	0.0
Incest	0	0.0	0	0.0
Statutory Rape	0	0.0	0	0.0
Pornography/Obscene Material	0	0.0	0	0.0
Gambling Offenses (Total)	0	0.0	0	0.0
Gambling - Betting/Wagering	0	0.0	0	0.0
Gambling - Operating/Promoting	0	0.0	0	0.0
Gambling - Equipment Violations	0	0.0	0	0.0
Gambling - Sports Tampering	0	0.0	0	0.0
Prostitution Offenses (Total)	0	0.0	0	0.0
Prostitution	0	0.0	0	0.0
Prostitution Assisting/Promoting	0	0.0	0	0.0
Purchasing Prostitution	0	0.0	0	0.0
Human Trafficking Offenses (Total)	0	0.0	0	0.0
Commercial Sex Acts	0	0.0	0	0.0
Involuntary Servitude	0	0.0	0	0.0
Bribery	0	0.0	0	0.0
Weapon Law Violations	0	0.0	0	0.0
Animal Cruelty	0	0.0	0	0.0

GROUP B OFFENSES	Offenses	Rate per 1,000
Bad Checks	0	0.0
Curfew/Vagrancy	0	0.0
Disorderly Conduct	0	0.0
DUI	0	0.0
Drunkenness	0	0.0
Family-Non Violent	0	0.0
Liquor Law Violations	0	0.0
Peeping Tom	0	0.0
Trespass	0	0.0
All Other Offenses	0	0.0

2024 Fall Term Campus Population	
Undergraduate Enrollment	598
Graduate Enrollment	0
Staff Personnel	16
Faculty Personnel	27
Security Personnel	1
Total Campus Population	642



Tennessee College of Applied Technology Northwest - 2024

GROUP A OFFENSES	Offense	Rate per 1,000	Cleared	% Cleared
Homicide Offenses (Total)	0	0.0	0	0.0
Murder	0	0.0	0	0.0
Negligent Manslaughter	0	0.0	0	0.0
Negligent Vehicular Manslaughter	0	0.0	0	0.0
Kidnapping/Abduction	0	0.0	0	0.0
Sex Offenses (Forcible) (Total)	0	0.0	0	0.0
Forcible Rape	0	0.0	0	0.0
Forcible Sodomy	0	0.0	0	0.0
Sexual Assault W/Object	0	0.0	0	0.0
Criminal Sexual Contact	0	0.0	0	0.0
Robbery	0	0.0	0	0.0
Assault Offenses (Total)	0	0.0	0	0.0
Aggravated Assault	0	0.0	0	0.0
Simple Assault	0	0.0	0	0.0
Intimidation	0	0.0	0	0.0
Stalking	0	0.0	0	0.0
Arson	0	0.0	0	0.0
Extortion/Blackmail	0	0.0	0	0.0
Burglary	0	0.0	0	0.0
Larceny/Theft Offenses (Total)	0	0.0	0	0.0
Theft - Pocket-picking	0	0.0	0	0.0
Theft - Purse Snatching	0	0.0	0	0.0
Theft - Shoplifting	0	0.0	0	0.0
Theft From Building	0	0.0	0	0.0
Theft From Coin Machine	0	0.0	0	0.0
Theft From Motor Vehicle	0	0.0	0	0.0
Theft of Motor Vehicle Parts	0	0.0	0	0.0
Theft - All Other Larceny	0	0.0	0	0.0
Motor Vehicle Theft	0	0.0	0	0.0
Counterfeiting/Forgery	0	0.0	0	0.0
Fraud Offenses (Total)	0	0.0	0	0.0
Fraud - Computer Hacking/Invasion	0	0.0	0	0.0
Fraud - Credit Card/ATM	0	0.0	0	0.0
Fraud - False Pretenses	0	0.0	0	0.0
Fraud - Identity Theft	0	0.0	0	0.0
Fraud - Impersonation	0	0.0	0	0.0
Fraud - Welfare	0	0.0	0	0.0
Fraud - Wire	0	0.0	0	0.0
Embezzlement	0	0.0	0	0.0
Stolen Property Offenses	0	0.0	0	0.0
Destruction/Damage/Vandalism	0	0.0	0	0.0
Drug/Narcotic Violations (Total)	0	0.0	0	0.0
Drug/Narcotic Violations	0	0.0	0	0.0
Drug/Narcotic Equipment Violations	0	0.0	0	0.0

GROUP A OFFENSES	Offense	Rate per 1,000	Cleared	% Cleared
Sex Offenses (Nonforcible) (Total)	0	0.0	0	0.0
Incest	0	0.0	0	0.0
Statutory Rape	0	0.0	0	0.0
Pornography/Obscene Material	0	0.0	0	0.0
Gambling Offenses (Total)	0	0.0	0	0.0
Gambling - Betting/Wagering	0	0.0	0	0.0
Gambling - Operating/Promoting	0	0.0	0	0.0
Gambling - Equipment Violations	0	0.0	0	0.0
Gambling - Sports Tampering	0	0.0	0	0.0
Prostitution Offenses (Total)	0	0.0	0	0.0
Prostitution	0	0.0	0	0.0
Prostitution Assisting/Promoting	0	0.0	0	0.0
Purchasing Prostitution	0	0.0	0	0.0
Human Trafficking Offenses (Total)	0	0.0	0	0.0
Commercial Sex Acts	0	0.0	0	0.0
Involuntary Servitude	0	0.0	0	0.0
Bribery	0	0.0	0	0.0
Weapon Law Violations	0	0.0	0	0.0
Animal Cruelty	0	0.0	0	0.0

GROUP B OFFENSES	Offenses	Rate per 1,000
Bad Checks	0	0.0
Curfew/Vagrancy	0	0.0
Disorderly Conduct	0	0.0
DUI	0	0.0
Drunkenness	0	0.0
Family-Non Violent	0	0.0
Liquor Law Violations	0	0.0
Peeping Tom	0	0.0
Trespass	0	0.0
All Other Offenses	0	0.0

2024 Fall Term Campus Population	
Undergraduate Enrollment	1,705
Graduate Enrollment	0
Staff Personnel	32
Faculty Personnel	81
Security Personnel	0
Total Campus Population	1,818



Tennessee State University - 2024

GROUP A OFFENSES	Offense	Rate per 1,000	Cleared	% Cleared
Homicide Offenses (Total)	0	0.0	0	0.0
Murder	0	0.0	0	0.0
Negligent Manslaughter	0	0.0	0	0.0
Negligent Vehicular Manslaughter	0	0.0	0	0.0
Kidnapping/Abduction	0	0.0	0	0.0
Sex Offenses (Forcible) (Total)	4	0.4	3	75.0
Forcible Rape	2	0.2	1	50.0
Forcible Sodomy	0	0.0	0	0.0
Sexual Assault W/Object	0	0.0	0	0.0
Criminal Sexual Contact	2	0.2	2	100.0
Robbery	0	0.0	0	0.0
Assault Offenses (Total)	22	2.3	14	63.6
Aggravated Assault	3	0.3	3	100.0
Simple Assault	13	1.3	8	61.5
Intimidation	6	0.6	3	50.0
Stalking	0	0.0	0	0.0
Arson	0	0.0	0	0.0
Extortion/Blackmail	1	0.1	0	0.0
Burglary	0	0.0	0	0.0
Larceny/Theft Offenses (Total)	30	3.1	2	6.7
Theft - Pocket-picking	0	0.0	0	0.0
Theft - Purse Snatching	0	0.0	0	0.0
Theft - Shoplifting	0	0.0	0	0.0
Theft From Building	18	1.8	2	11.1
Theft From Coin Machine	1	0.1	0	0.0
Theft From Motor Vehicle	6	0.6	0	0.0
Theft of Motor Vehicle Parts	1	0.1	0	0.0
Theft - All Other Larceny	4	0.4	0	0.0
Motor Vehicle Theft	1	0.1	0	0.0
Counterfeiting/Forgery	0	0.0	0	0.0
Fraud Offenses (Total)	4	0.4	3	75.0
Fraud - Computer Hacking/Invasion	0	0.0	0	0.0
Fraud - Credit Card/ATM	3	0.3	2	66.7
Fraud - False Pretenses	1	0.1	1	100.0
Fraud - Identity Theft	0	0.0	0	0.0
Fraud - Impersonation	0	0.0	0	0.0
Fraud - Welfare	0	0.0	0	0.0
Fraud - Wire	0	0.0	0	0.0
Embezzlement	0	0.0	0	0.0
Stolen Property Offenses	0	0.0	0	0.0
Destruction/Damage/Vandalism	21	2.2	1	4.8
Drug/Narcotic Violations (Total)	35	3.6	12	34.3
Drug/Narcotic Violations	23	2.4	9	39.1
Drug/Narcotic Equipment Violations	12	1.2	3	25.0

GROUP A OFFENSES	Offense	Rate per 1,000	Cleared	% Cleared
Sex Offenses (Nonforcible) (Total)	0	0.0	0	0.0
Incest	0	0.0	0	0.0
Statutory Rape	0	0.0	0	0.0
Pornography/Obscene Material	0	0.0	0	0.0
Gambling Offenses (Total)	0	0.0	0	0.0
Gambling - Betting/Wagering	0	0.0	0	0.0
Gambling - Operating/Promoting	0	0.0	0	0.0
Gambling - Equipment Violations	0	0.0	0	0.0
Gambling - Sports Tampering	0	0.0	0	0.0
Prostitution Offenses (Total)	0	0.0	0	0.0
Prostitution	0	0.0	0	0.0
Prostitution Assisting/Promoting	0	0.0	0	0.0
Purchasing Prostitution	0	0.0	0	0.0
Human Trafficking Offenses (Total)	0	0.0	0	0.0
Commercial Sex Acts	0	0.0	0	0.0
Involuntary Servitude	0	0.0	0	0.0
Bribery	0	0.0	0	0.0
Weapon Law Violations	1	0.1	0	0.0
Animal Cruelty	0	0.0	0	0.0

GROUP B OFFENSES	Offenses	Rate per 1,000
Bad Checks	0	0.0
Curfew/Vagrancy	0	0.0
Disorderly Conduct	1	0.0
DUI	0	0.0
Drunkenness	7	0.0
Family-Non Violent	0	0.0
Liquor Law Violations	1	0.0
Peeping Tom	0	0.0
Trespass	2	0.0
All Other Offenses	4	0.0

2024 Fall Term Campus Population	
Undergraduate Enrollment	2,048
Graduate Enrollment	6,310
Staff Personnel	1,027
Faculty Personnel	335
Security Personnel	42
Total Campus Population	9,762



Tennessee Technological University - 2024

GROUP A OFFENSES	Offense	Rate per 1,000	Cleared	% Cleared
Homicide Offenses (Total)	0	0.0	0	0.0
Murder	0	0.0	0	0.0
Negligent Manslaughter	0	0.0	0	0.0
Negligent Vehicular Manslaughter	0	0.0	0	0.0
Kidnapping/Abduction	0	0.0	0	0.0
Sex Offenses (Forcible) (Total)	1	0.1	1	100.0
Forcible Rape	1	0.1	1	100.0
Forcible Sodomy	0	0.0	0	0.0
Sexual Assault W/Object	0	0.0	0	0.0
Criminal Sexual Contact	0	0.0	0	0.0
Robbery	0	0.0	0	0.0
Assault Offenses (Total)	14	1.3	5	35.7
Aggravated Assault	1	0.1	1	100.0
Simple Assault	12	1.1	4	33.3
Intimidation	1	0.1	0	0.0
Stalking	0	0.0	0	0.0
Arson	0	0.0	0	0.0
Extortion/Blackmail	0	0.0	0	0.0
Burglary	4	0.4	1	25.0
Larceny/Theft Offenses (Total)	42	4.0	9	21.4
Theft - Pocket-picking	0	0.0	0	0.0
Theft - Purse Snatching	0	0.0	0	0.0
Theft - Shoplifting	0	0.0	0	0.0
Theft From Building	15	1.4	4	26.7
Theft From Coin Machine	0	0.0	0	0.0
Theft From Motor Vehicle	1	0.1	0	0.0
Theft of Motor Vehicle Parts	1	0.1	0	0.0
Theft - All Other Larceny	25	2.4	5	20.0
Motor Vehicle Theft	0	0.0	0	0.0
Counterfeiting/Forgery	1	0.1	1	100.0
Fraud Offenses (Total)	5	0.5	0	0.0
Fraud - Computer Hacking/Invasion	1	0.1	0	0.0
Fraud - Credit Card/ATM	2	0.2	0	0.0
Fraud - False Pretenses	2	0.2	0	0.0
Fraud - Identity Theft	0	0.0	0	0.0
Fraud - Impersonation	0	0.0	0	0.0
Fraud - Welfare	0	0.0	0	0.0
Fraud - Wire	0	0.0	0	0.0
Embezzlement	0	0.0	0	0.0
Stolen Property Offenses	0	0.0	0	0.0
Destruction/Damage/Vandalism	25	2.4	4	16.0
Drug/Narcotic Violations (Total)	7	0.7	7	100.0
Drug/Narcotic Violations	4	0.4	4	100.0
Drug/Narcotic Equipment Violations	3	0.3	3	100.0

GROUP A OFFENSES	Offense	Rate per 1,000	Cleared	% Cleared
Sex Offenses (Nonforcible) (Total)	0	0.0	0	0.0
Incest	0	0.0	0	0.0
Statutory Rape	0	0.0	0	0.0
Pornography/Obscene Material	0	0.0	0	0.0
Gambling Offenses (Total)	0	0.0	0	0.0
Gambling - Betting/Wagering	0	0.0	0	0.0
Gambling - Operating/Promoting	0	0.0	0	0.0
Gambling - Equipment Violations	0	0.0	0	0.0
Gambling - Sports Tampering	0	0.0	0	0.0
Prostitution Offenses (Total)	0	0.0	0	0.0
Prostitution	0	0.0	0	0.0
Prostitution Assisting/Promoting	0	0.0	0	0.0
Purchasing Prostitution	0	0.0	0	0.0
Human Trafficking Offenses (Total)	0	0.0	0	0.0
Commercial Sex Acts	0	0.0	0	0.0
Involuntary Servitude	0	0.0	0	0.0
Bribery	0	0.0	0	0.0
Weapon Law Violations	0	0.0	0	0.0
Animal Cruelty	0	0.0	0	0.0

GROUP B OFFENSES	Offenses	Rate per 1,000
Bad Checks	0	0.0
Curfew/Vagrancy	0	0.0
Disorderly Conduct	1	0.0
DUI	1	0.0
Drunkenness	1	0.0
Family-Non Violent	0	0.0
Liquor Law Violations	5	0.0
Peeping Tom	0	0.0
Trespass	4	0.0
All Other Offenses	3	0.0

2024 Fall Term Campus Population	
Undergraduate Enrollment	8,365
Graduate Enrollment	700
Staff Personnel	931
Faculty Personnel	453
Security Personnel	17
Total Campus Population	10,466



Tennessee Wesleyan University - 2024

GROUP A OFFENSES	Offense	Rate per 1,000	Cleared	% Cleared
Homicide Offenses (Total)	0	0.0	0	0.0
Murder	0	0.0	0	0.0
Negligent Manslaughter	0	0.0	0	0.0
Negligent Vehicular Manslaughter	0	0.0	0	0.0
Kidnapping/Abduction	0	0.0	0	0.0
Sex Offenses (Forcible) (Total)	0	0.0	0	0.0
Forcible Rape	0	0.0	0	0.0
Forcible Sodomy	0	0.0	0	0.0
Sexual Assault W/Object	0	0.0	0	0.0
Criminal Sexual Contact	0	0.0	0	0.0
Robbery	0	0.0	0	0.0
Assault Offenses (Total)	0	0.0	0	0.0
Aggravated Assault	0	0.0	0	0.0
Simple Assault	0	0.0	0	0.0
Intimidation	0	0.0	0	0.0
Stalking	0	0.0	0	0.0
Arson	0	0.0	0	0.0
Extortion/Blackmail	0	0.0	0	0.0
Burglary	0	0.0	0	0.0
Larceny/Theft Offenses (Total)	2	1.5	0	0.0
Theft - Pocket-picking	0	0.0	0	0.0
Theft - Purse Snatching	0	0.0	0	0.0
Theft - Shoplifting	0	0.0	0	0.0
Theft From Building	1	0.8	0	0.0
Theft From Coin Machine	0	0.0	0	0.0
Theft From Motor Vehicle	1	0.8	0	0.0
Theft of Motor Vehicle Parts	0	0.0	0	0.0
Theft - All Other Larceny	0	0.0	0	0.0
Motor Vehicle Theft	0	0.0	0	0.0
Counterfeiting/Forgery	0	0.0	0	0.0
Fraud Offenses (Total)	0	0.0	0	0.0
Fraud - Computer Hacking/Invasion	0	0.0	0	0.0
Fraud - Credit Card/ATM	0	0.0	0	0.0
Fraud - False Pretenses	0	0.0	0	0.0
Fraud - Identity Theft	0	0.0	0	0.0
Fraud - Impersonation	0	0.0	0	0.0
Fraud - Welfare	0	0.0	0	0.0
Fraud - Wire	0	0.0	0	0.0
Embezzlement	0	0.0	0	0.0
Stolen Property Offenses	0	0.0	0	0.0
Destruction/Damage/Vandalism	0	0.0	0	0.0
Drug/Narcotic Violations (Total)	0	0.0	0	0.0
Drug/Narcotic Violations	0	0.0	0	0.0
Drug/Narcotic Equipment Violations	0	0.0	0	0.0

GROUP A OFFENSES	Offense	Rate per 1,000	Cleared	% Cleared
Sex Offenses (Nonforcible) (Total)	0	0.0	0	0.0
Incest	0	0.0	0	0.0
Statutory Rape	0	0.0	0	0.0
Pornography/Obscene Material	0	0.0	0	0.0
Gambling Offenses (Total)	0	0.0	0	0.0
Gambling - Betting/Wagering	0	0.0	0	0.0
Gambling - Operating/Promoting	0	0.0	0	0.0
Gambling - Equipment Violations	0	0.0	0	0.0
Gambling - Sports Tampering	0	0.0	0	0.0
Prostitution Offenses (Total)	0	0.0	0	0.0
Prostitution	0	0.0	0	0.0
Prostitution Assisting/Promoting	0	0.0	0	0.0
Purchasing Prostitution	0	0.0	0	0.0
Human Trafficking Offenses (Total)	0	0.0	0	0.0
Commercial Sex Acts	0	0.0	0	0.0
Involuntary Servitude	0	0.0	0	0.0
Bribery	0	0.0	0	0.0
Weapon Law Violations	0	0.0	0	0.0
Animal Cruelty	0	0.0	0	0.0

GROUP B OFFENSES	Offenses	Rate per 1,000
Bad Checks	0	0.0
Curfew/Vagrancy	0	0.0
Disorderly Conduct	1	0.0
DUI	0	0.0
Drunkenness	0	0.0
Family-Non Violent	0	0.0
Liquor Law Violations	0	0.0
Peeping Tom	0	0.0
Trespass	0	0.0
All Other Offenses	0	0.0

2024 Fall Term Campus Population	
Undergraduate Enrollment	927
Graduate Enrollment	250
Staff Personnel	77
Faculty Personnel	71
Security Personnel	5
Total Campus Population	1,330



Trevecca Nazarene University - 2024

GROUP A OFFENSES	Offense	Rate per 1,000	Cleared	% Cleared
Homicide Offenses (Total)	0	0.0	0	0.0
Murder	0	0.0	0	0.0
Negligent Manslaughter	0	0.0	0	0.0
Negligent Vehicular Manslaughter	0	0.0	0	0.0
Kidnapping/Abduction	0	0.0	0	0.0
Sex Offenses (Forcible) (Total)	0	0.0	0	0.0
Forcible Rape	0	0.0	0	0.0
Forcible Sodomy	0	0.0	0	0.0
Sexual Assault W/Object	0	0.0	0	0.0
Criminal Sexual Contact	0	0.0	0	0.0
Robbery	0	0.0	0	0.0
Assault Offenses (Total)	0	0.0	0	0.0
Aggravated Assault	0	0.0	0	0.0
Simple Assault	0	0.0	0	0.0
Intimidation	0	0.0	0	0.0
Stalking	0	0.0	0	0.0
Arson	0	0.0	0	0.0
Extortion/Blackmail	0	0.0	0	0.0
Burglary	0	0.0	0	0.0
Larceny/Theft Offenses (Total)	4	1.2	0	0.0
Theft - Pocket-picking	0	0.0	0	0.0
Theft - Purse Snatching	0	0.0	0	0.0
Theft - Shoplifting	0	0.0	0	0.0
Theft From Building	0	0.0	0	0.0
Theft From Coin Machine	0	0.0	0	0.0
Theft From Motor Vehicle	1	0.3	0	0.0
Theft of Motor Vehicle Parts	1	0.3	0	0.0
Theft - All Other Larceny	2	0.6	0	0.0
Motor Vehicle Theft	1	0.3	0	0.0
Counterfeiting/Forgery	0	0.0	0	0.0
Fraud Offenses (Total)	0	0.0	0	0.0
Fraud - Computer Hacking/Invasion	0	0.0	0	0.0
Fraud - Credit Card/ATM	0	0.0	0	0.0
Fraud - False Pretenses	0	0.0	0	0.0
Fraud - Identity Theft	0	0.0	0	0.0
Fraud - Impersonation	0	0.0	0	0.0
Fraud - Welfare	0	0.0	0	0.0
Fraud - Wire	0	0.0	0	0.0
Embezzlement	0	0.0	0	0.0
Stolen Property Offenses	0	0.0	0	0.0
Destruction/Damage/Vandalism	1	0.3	0	0.0
Drug/Narcotic Violations (Total)	0	0.0	0	0.0
Drug/Narcotic Violations	0	0.0	0	0.0
Drug/Narcotic Equipment Violations	0	0.0	0	0.0

GROUP A OFFENSES	Offense	Rate per 1,000	Cleared	% Cleared
Sex Offenses (Nonforcible) (Total)	0	0.0	0	0.0
Incest	0	0.0	0	0.0
Statutory Rape	0	0.0	0	0.0
Pornography/Obscene Material	0	0.0	0	0.0
Gambling Offenses (Total)	0	0.0	0	0.0
Gambling - Betting/Wagering	0	0.0	0	0.0
Gambling - Operating/Promoting	0	0.0	0	0.0
Gambling - Equipment Violations	0	0.0	0	0.0
Gambling - Sports Tampering	0	0.0	0	0.0
Prostitution Offenses (Total)	0	0.0	0	0.0
Prostitution	0	0.0	0	0.0
Prostitution Assisting/Promoting	0	0.0	0	0.0
Purchasing Prostitution	0	0.0	0	0.0
Human Trafficking Offenses (Total)	0	0.0	0	0.0
Commercial Sex Acts	0	0.0	0	0.0
Involuntary Servitude	0	0.0	0	0.0
Bribery	0	0.0	0	0.0
Weapon Law Violations	0	0.0	0	0.0
Animal Cruelty	0	0.0	0	0.0

GROUP B OFFENSES	Offenses	Rate per 1,000
Bad Checks	0	0.0
Curfew/Vagrancy	0	0.0
Disorderly Conduct	1	0.0
DUI	0	0.0
Drunkenness	0	0.0
Family-Non Violent	0	0.0
Liquor Law Violations	0	0.0
Peeping Tom	0	0.0
Trespass	0	0.0
All Other Offenses	0	0.0

2024 Fall Term Campus Population	
Undergraduate Enrollment	1,738
Graduate Enrollment	1,204
Staff Personnel	201
Faculty Personnel	225
Security Personnel	11
Total Campus Population	3,379



Tusculum University - 2024

GROUP A OFFENSES	Offense	Rate per 1,000	Cleared	% Cleared
Homicide Offenses (Total)	0	0.0	0	0.0
Murder	0	0.0	0	0.0
Negligent Manslaughter	0	0.0	0	0.0
Negligent Vehicular Manslaughter	0	0.0	0	0.0
Kidnapping/Abduction	0	0.0	0	0.0
Sex Offenses (Forcible) (Total)	0	0.0	0	0.0
Forcible Rape	0	0.0	0	0.0
Forcible Sodomy	0	0.0	0	0.0
Sexual Assault W/Object	0	0.0	0	0.0
Criminal Sexual Contact	0	0.0	0	0.0
Robbery	0	0.0	0	0.0
Assault Offenses (Total)	6	5.3	2	33.3
Aggravated Assault	1	0.9	0	0.0
Simple Assault	4	3.5	2	50.0
Intimidation	1	0.9	0	0.0
Stalking	0	0.0	0	0.0
Arson	0	0.0	0	0.0
Extortion/Blackmail	0	0.0	0	0.0
Burglary	0	0.0	0	0.0
Larceny/Theft Offenses (Total)	3	2.7	0	0.0
Theft - Pocket-picking	0	0.0	0	0.0
Theft - Purse Snatching	0	0.0	0	0.0
Theft - Shoplifting	0	0.0	0	0.0
Theft From Building	2	1.8	0	0.0
Theft From Coin Machine	0	0.0	0	0.0
Theft From Motor Vehicle	0	0.0	0	0.0
Theft of Motor Vehicle Parts	0	0.0	0	0.0
Theft - All Other Larceny	1	0.9	0	0.0
Motor Vehicle Theft	0	0.0	0	0.0
Counterfeiting/Forgery	0	0.0	0	0.0
Fraud Offenses (Total)	0	0.0	0	0.0
Fraud - Computer Hacking/Invasion	0	0.0	0	0.0
Fraud - Credit Card/ATM	0	0.0	0	0.0
Fraud - False Pretenses	0	0.0	0	0.0
Fraud - Identity Theft	0	0.0	0	0.0
Fraud - Impersonation	0	0.0	0	0.0
Fraud - Welfare	0	0.0	0	0.0
Fraud - Wire	0	0.0	0	0.0
Embezzlement	0	0.0	0	0.0
Stolen Property Offenses	0	0.0	0	0.0
Destruction/Damage/Vandalism	5	4.4	0	0.0
Drug/Narcotic Violations (Total)	2	1.8	0	0.0
Drug/Narcotic Violations	2	1.8	0	0.0
Drug/Narcotic Equipment Violations	0	0.0	0	0.0

GROUP A OFFENSES	Offense	Rate per 1,000	Cleared	% Cleared
Sex Offenses (Nonforcible) (Total)	0	0.0	0	0.0
Incest	0	0.0	0	0.0
Statutory Rape	0	0.0	0	0.0
Pornography/Obscene Material	0	0.0	0	0.0
Gambling Offenses (Total)	1	0.9	0	0.0
Gambling - Betting/Wagering	1	0.9	0	0.0
Gambling - Operating/Promoting	0	0.0	0	0.0
Gambling - Equipment Violations	0	0.0	0	0.0
Gambling - Sports Tampering	0	0.0	0	0.0
Prostitution Offenses (Total)	0	0.0	0	0.0
Prostitution	0	0.0	0	0.0
Prostitution Assisting/Promoting	0	0.0	0	0.0
Purchasing Prostitution	0	0.0	0	0.0
Human Trafficking Offenses (Total)	0	0.0	0	0.0
Commercial Sex Acts	0	0.0	0	0.0
Involuntary Servitude	0	0.0	0	0.0
Bribery	0	0.0	0	0.0
Weapon Law Violations	0	0.0	0	0.0
Animal Cruelty	0	0.0	0	0.0

GROUP B OFFENSES	Offenses	Rate per 1,000
Bad Checks	0	0.0
Curfew/Vagrancy	0	0.0
Disorderly Conduct	0	0.0
DUI	0	0.0
Drunkenness	0	0.0
Family-Non Violent	0	0.0
Liquor Law Violations	0	0.0
Peeping Tom	0	0.0
Trespass	0	0.0
All Other Offenses	0	0.0

2024 Fall Term Campus Population	
Undergraduate Enrollment	737
Graduate Enrollment	117
Staff Personnel	177
Faculty Personnel	90
Security Personnel	6
Total Campus Population	1,127



Union University - 2024

GROUP A OFFENSES	Offense	Rate per 1,000	Cleared	% Cleared
Homicide Offenses (Total)	0	0.0	0	0.0
Murder	0	0.0	0	0.0
Negligent Manslaughter	0	0.0	0	0.0
Negligent Vehicular Manslaughter	0	0.0	0	0.0
Kidnapping/Abduction	0	0.0	0	0.0
Sex Offenses (Forcible) (Total)	0	0.0	0	0.0
Forcible Rape	0	0.0	0	0.0
Forcible Sodomy	0	0.0	0	0.0
Sexual Assault W/Object	0	0.0	0	0.0
Criminal Sexual Contact	0	0.0	0	0.0
Robbery	0	0.0	0	0.0
Assault Offenses (Total)	5	2.2	0	0.0
Aggravated Assault	0	0.0	0	0.0
Simple Assault	1	0.4	0	0.0
Intimidation	2	0.9	0	0.0
Stalking	2	0.9	0	0.0
Arson	0	0.0	0	0.0
Extortion/Blackmail	1	0.4	0	0.0
Burglary	5	2.2	0	0.0
Larceny/Theft Offenses (Total)	2	0.9	0	0.0
Theft - Pocket-picking	0	0.0	0	0.0
Theft - Purse Snatching	0	0.0	0	0.0
Theft - Shoplifting	0	0.0	0	0.0
Theft From Building	1	0.4	0	0.0
Theft From Coin Machine	0	0.0	0	0.0
Theft From Motor Vehicle	1	0.4	0	0.0
Theft of Motor Vehicle Parts	0	0.0	0	0.0
Theft - All Other Larceny	0	0.0	0	0.0
Motor Vehicle Theft	0	0.0	0	0.0
Counterfeiting/Forgery	0	0.0	0	0.0
Fraud Offenses (Total)	1	0.4	0	0.0
Fraud - Computer Hacking/Invasion	0	0.0	0	0.0
Fraud - Credit Card/ATM	0	0.0	0	0.0
Fraud - False Pretenses	1	0.4	0	0.0
Fraud - Identity Theft	0	0.0	0	0.0
Fraud - Impersonation	0	0.0	0	0.0
Fraud - Welfare	0	0.0	0	0.0
Fraud - Wire	0	0.0	0	0.0
Embezzlement	0	0.0	0	0.0
Stolen Property Offenses	0	0.0	0	0.0
Destruction/Damage/Vandalism	5	2.2	0	0.0
Drug/Narcotic Violations (Total)	0	0.0	0	0.0
Drug/Narcotic Violations	0	0.0	0	0.0
Drug/Narcotic Equipment Violations	0	0.0	0	0.0

GROUP A OFFENSES	Offense	Rate per 1,000	Cleared	% Cleared
Sex Offenses (Nonforcible) (Total)	0	0.0	0	0.0
Incest	0	0.0	0	0.0
Statutory Rape	0	0.0	0	0.0
Pornography/Obscene Material	0	0.0	0	0.0
Gambling Offenses (Total)	0	0.0	0	0.0
Gambling - Betting/Wagering	0	0.0	0	0.0
Gambling - Operating/Promoting	0	0.0	0	0.0
Gambling - Equipment Violations	0	0.0	0	0.0
Gambling - Sports Tampering	0	0.0	0	0.0
Prostitution Offenses (Total)	0	0.0	0	0.0
Prostitution	0	0.0	0	0.0
Prostitution Assisting/Promoting	0	0.0	0	0.0
Purchasing Prostitution	0	0.0	0	0.0
Human Trafficking Offenses (Total)	0	0.0	0	0.0
Commercial Sex Acts	0	0.0	0	0.0
Involuntary Servitude	0	0.0	0	0.0
Bribery	0	0.0	0	0.0
Weapon Law Violations	0	0.0	0	0.0
Animal Cruelty	0	0.0	0	0.0

GROUP B OFFENSES	Offenses	Rate per 1,000
Bad Checks	0	0.0
Curfew/Vagrancy	0	0.0
Disorderly Conduct	0	0.0
DUI	0	0.0
Drunkenness	0	0.0
Family-Non Violent	0	0.0
Liquor Law Violations	16	0.0
Peeping Tom	0	0.0
Trespass	0	0.0
All Other Offenses	0	0.0

2024 Fall Term Campus Population	
Undergraduate Enrollment	1,479
Graduate Enrollment	385
Staff Personnel	214
Faculty Personnel	182
Security Personnel	8
Total Campus Population	2,268



University of Memphis - 2024

GROUP A OFFENSES	Offense	Rate per 1,000	Cleared	% Cleared
Homicide Offenses (Total)	0	0.0	0	0.0
Murder	0	0.0	0	0.0
Negligent Manslaughter	0	0.0	0	0.0
Negligent Vehicular Manslaughter	0	0.0	0	0.0
Kidnapping/Abduction	0	0.0	0	0.0
Sex Offenses (Forcible) (Total)	3	0.1	0	0.0
Forcible Rape	3	0.1	0	0.0
Forcible Sodomy	0	0.0	0	0.0
Sexual Assault W/Object	0	0.0	0	0.0
Criminal Sexual Contact	0	0.0	0	0.0
Robbery	1	0.0	0	0.0
Assault Offenses (Total)	46	2.1	18	39.1
Aggravated Assault	4	0.2	2	50.0
Simple Assault	12	0.6	4	33.3
Intimidation	28	1.3	10	35.7
Stalking	2	0.1	2	100.0
Arson	0	0.0	0	0.0
Extortion/Blackmail	3	0.1	0	0.0
Burglary	6	0.3	0	0.0
Larceny/Theft Offenses (Total)	80	3.7	5	6.3
Theft - Pocket-picking	0	0.0	0	0.0
Theft - Purse Snatching	0	0.0	0	0.0
Theft - Shoplifting	4	0.2	1	25.0
Theft From Building	34	1.6	2	5.9
Theft From Coin Machine	4	0.2	1	25.0
Theft From Motor Vehicle	14	0.6	0	0.0
Theft of Motor Vehicle Parts	5	0.2	0	0.0
Theft - All Other Larceny	19	0.9	1	5.3
Motor Vehicle Theft	30	1.4	4	13.3
Counterfeiting/Forgery	0	0.0	0	0.0
Fraud Offenses (Total)	12	0.6	1	8.3
Fraud - Computer Hacking/Invasion	0	0.0	0	0.0
Fraud - Credit Card/ATM	9	0.4	0	0.0
Fraud - False Pretenses	3	0.1	1	33.3
Fraud - Identity Theft	0	0.0	0	0.0
Fraud - Impersonation	0	0.0	0	0.0
Fraud - Welfare	0	0.0	0	0.0
Fraud - Wire	0	0.0	0	0.0
Embezzlement	2	0.1	1	50.0
Stolen Property Offenses	0	0.0	0	0.0
Destruction/Damage/Vandalism	68	3.1	4	5.9
Drug/Narcotic Violations (Total)	12	0.6	11	91.7
Drug/Narcotic Violations	10	0.5	9	90.0
Drug/Narcotic Equipment Violations	2	0.1	2	100.0

GROUP A OFFENSES	Offense	Rate per 1,000	Cleared	% Cleared
Sex Offenses (Nonforcible) (Total)	0	0.0	0	0.0
Incest	0	0.0	0	0.0
Statutory Rape	0	0.0	0	0.0
Pornography/Obscene Material	0	0.0	0	0.0
Gambling Offenses (Total)	0	0.0	0	0.0
Gambling - Betting/Wagering	0	0.0	0	0.0
Gambling - Operating/Promoting	0	0.0	0	0.0
Gambling - Equipment Violations	0	0.0	0	0.0
Gambling - Sports Tampering	0	0.0	0	0.0
Prostitution Offenses (Total)	0	0.0	0	0.0
Prostitution	0	0.0	0	0.0
Prostitution Assisting/Promoting	0	0.0	0	0.0
Purchasing Prostitution	0	0.0	0	0.0
Human Trafficking Offenses (Total)	0	0.0	0	0.0
Commercial Sex Acts	0	0.0	0	0.0
Involuntary Servitude	0	0.0	0	0.0
Bribery	0	0.0	0	0.0
Weapon Law Violations	6	0.3	6	100.0
Animal Cruelty	0	0.0	0	0.0

GROUP B OFFENSES	Offenses	Rate per 1,000
Bad Checks	0	0.0
Curfew/Vagrancy	0	0.0
Disorderly Conduct	0	0.0
DUI	0	0.0
Drunkenness	1	0.0
Family-Non Violent	0	0.0
Liquor Law Violations	0	0.0
Peeping Tom	0	0.0
Trespass	21	0.0
All Other Offenses	1	0.0

2024 Fall Term Campus Population	
Undergraduate Enrollment	14,208
Graduate Enrollment	3,752
Staff Personnel	2,022
Faculty Personnel	1,557
Security Personnel	49
Total Campus Population	21,588



University of Tennessee at Chattanooga - 2024

GROUP A OFFENSES	Offense	Rate per 1,000	Cleared	% Cleared
Homicide Offenses (Total)	0	0.0	0	0.0
Murder	0	0.0	0	0.0
Negligent Manslaughter	0	0.0	0	0.0
Negligent Vehicular Manslaughter	0	0.0	0	0.0
Kidnapping/Abduction	0	0.0	0	0.0
Sex Offenses (Forcible) (Total)	0	0.0	0	0.0
Forcible Rape	0	0.0	0	0.0
Forcible Sodomy	0	0.0	0	0.0
Sexual Assault W/Object	0	0.0	0	0.0
Criminal Sexual Contact	0	0.0	0	0.0
Robbery	0	0.0	0	0.0
Assault Offenses (Total)	32	2.4	13	40.6
Aggravated Assault	2	0.2	2	100.0
Simple Assault	20	1.5	11	55.0
Intimidation	10	0.8	0	0.0
Stalking	0	0.0	0	0.0
Arson	0	0.0	0	0.0
Extortion/Blackmail	7	0.5	0	0.0
Burglary	2	0.2	1	50.0
Larceny/Theft Offenses (Total)	80	6.1	17	21.3
Theft - Pocket-picking	6	0.5	0	0.0
Theft - Purse Snatching	0	0.0	0	0.0
Theft - Shoplifting	1	0.1	0	0.0
Theft From Building	17	1.3	2	11.8
Theft From Coin Machine	0	0.0	0	0.0
Theft From Motor Vehicle	18	1.4	8	44.4
Theft of Motor Vehicle Parts	3	0.2	1	33.3
Theft - All Other Larceny	35	2.7	6	17.1
Motor Vehicle Theft	10	0.8	2	20.0
Counterfeiting/Forgery	0	0.0	0	0.0
Fraud Offenses (Total)	2	0.2	0	0.0
Fraud - Computer Hacking/Invasion	0	0.0	0	0.0
Fraud - Credit Card/ATM	0	0.0	0	0.0
Fraud - False Pretenses	0	0.0	0	0.0
Fraud - Identity Theft	0	0.0	0	0.0
Fraud - Impersonation	0	0.0	0	0.0
Fraud - Welfare	0	0.0	0	0.0
Fraud - Wire	2	0.2	0	0.0
Embezzlement	0	0.0	0	0.0
Stolen Property Offenses	0	0.0	0	0.0
Destruction/Damage/Vandalism	18	1.4	2	11.1
Drug/Narcotic Violations (Total)	42	3.2	17	40.5
Drug/Narcotic Violations	23	1.8	9	39.1
Drug/Narcotic Equipment Violations	19	1.5	8	42.1

GROUP A OFFENSES	Offense	Rate per 1,000	Cleared	% Cleared
Sex Offenses (Nonforcible) (Total)	0	0.0	0	0.0
Incest	0	0.0	0	0.0
Statutory Rape	0	0.0	0	0.0
Pornography/Obscene Material	1	0.1	1	100.0
Gambling Offenses (Total)	0	0.0	0	0.0
Gambling - Betting/Wagering	0	0.0	0	0.0
Gambling - Operating/Promoting	0	0.0	0	0.0
Gambling - Equipment Violations	0	0.0	0	0.0
Gambling - Sports Tampering	0	0.0	0	0.0
Prostitution Offenses (Total)	0	0.0	0	0.0
Prostitution	0	0.0	0	0.0
Prostitution Assisting/Promoting	0	0.0	0	0.0
Purchasing Prostitution	0	0.0	0	0.0
Human Trafficking Offenses (Total)	0	0.0	0	0.0
Commercial Sex Acts	0	0.0	0	0.0
Involuntary Servitude	0	0.0	0	0.0
Bribery	0	0.0	0	0.0
Weapon Law Violations	2	0.2	1	50.0
Animal Cruelty	0	0.0	0	0.0

GROUP B OFFENSES	Offenses	Rate per 1,000
Bad Checks	0	0.0
Curfew/Vagrancy	0	0.0
Disorderly Conduct	2	0.0
DUI	2	0.0
Drunkenness	0	0.0
Family-Non Violent	0	0.0
Liquor Law Violations	0	0.0
Peeping Tom	0	0.0
Trespass	19	0.0
All Other Offenses	6	0.0

2024 Fall Term Campus Population	
Undergraduate Enrollment	9,873
Graduate Enrollment	1,332
Staff Personnel	955
Faculty Personnel	834
Security Personnel	109
Total Campus Population	13,103



University of Tennessee at Knoxville - 2024

GROUP A OFFENSES	Offense	Rate per 1,000	Cleared	% Cleared
Homicide Offenses (Total)	0	0.0	0	0.0
Murder	0	0.0	0	0.0
Negligent Manslaughter	0	0.0	0	0.0
Negligent Vehicular Manslaughter	0	0.0	0	0.0
Kidnapping/Abduction	1	0.0	0	0.0
Sex Offenses (Forcible) (Total)	4	0.1	0	0.0
Forcible Rape	3	0.1	0	0.0
Forcible Sodomy	0	0.0	0	0.0
Sexual Assault W/Object	0	0.0	0	0.0
Criminal Sexual Contact	1	0.0	0	0.0
Robbery	0	0.0	0	0.0
Assault Offenses (Total)	40	0.9	28	70.0
Aggravated Assault	10	0.2	9	90.0
Simple Assault	27	0.6	19	70.4
Intimidation	2	0.0	0	0.0
Stalking	1	0.0	0	0.0
Arson	0	0.0	0	0.0
Extortion/Blackmail	1	0.0	0	0.0
Burglary	6	0.1	2	33.3
Larceny/Theft Offenses (Total)	98	2.2	16	16.3
Theft - Pocket-picking	0	0.0	0	0.0
Theft - Purse Snatching	0	0.0	0	0.0
Theft - Shoplifting	2	0.0	2	100.0
Theft From Building	21	0.5	4	19.0
Theft From Coin Machine	0	0.0	0	0.0
Theft From Motor Vehicle	10	0.2	3	30.0
Theft of Motor Vehicle Parts	5	0.1	0	0.0
Theft - All Other Larceny	60	1.3	7	11.7
Motor Vehicle Theft	4	0.1	1	25.0
Counterfeiting/Forgery	28	0.6	24	85.7
Fraud Offenses (Total)	30	0.7	22	73.3
Fraud - Computer Hacking/Invasion	2	0.0	0	0.0
Fraud - Credit Card/ATM	4	0.1	3	75.0
Fraud - False Pretenses	4	0.1	4	100.0
Fraud - Identity Theft	6	0.1	3	50.0
Fraud - Impersonation	13	0.3	12	92.3
Fraud - Welfare	0	0.0	0	0.0
Fraud - Wire	1	0.0	0	0.0
Embezzlement	0	0.0	0	0.0
Stolen Property Offenses	0	0.0	0	0.0
Destruction/Damage/Vandalism	35	0.8	6	17.1
Drug/Narcotic Violations (Total)	252	5.7	241	95.6
Drug/Narcotic Violations	158	3.5	150	94.9
Drug/Narcotic Equipment Violations	94	2.1	91	96.8

GROUP A OFFENSES	Offense	Rate per 1,000	Cleared	% Cleared
Sex Offenses (Nonforcible) (Total)	0	0.0	0	0.0
Incest	0	0.0	0	0.0
Statutory Rape	0	0.0	0	0.0
Pornography/Obscene Material	1	0.0	0	0.0
Gambling Offenses (Total)	1	0.0	1	100.0
Gambling - Betting/Wagering	1	0.0	1	100.0
Gambling - Operating/Promoting	0	0.0	0	0.0
Gambling - Equipment Violations	0	0.0	0	0.0
Gambling - Sports Tampering	0	0.0	0	0.0
Prostitution Offenses (Total)	0	0.0	0	0.0
Prostitution	0	0.0	0	0.0
Prostitution Assisting/Promoting	0	0.0	0	0.0
Purchasing Prostitution	0	0.0	0	0.0
Human Trafficking Offenses (Total)	0	0.0	0	0.0
Commercial Sex Acts	0	0.0	0	0.0
Involuntary Servitude	0	0.0	0	0.0
Bribery	0	0.0	0	0.0
Weapon Law Violations	41	0.9	40	97.6
Animal Cruelty	0	0.0	0	0.0

GROUP B OFFENSES	Offenses	Rate per 1,000
Bad Checks	0	0.0
Curfew/Vagrancy	7	0.0
Disorderly Conduct	23	0.0
DUI	163	0.0
Drunkenness	109	0.0
Family-Non Violent	0	0.0
Liquor Law Violations	30	0.0
Peeping Tom	1	0.0
Trespass	56	0.0
All Other Offenses	24	0.0

2024 Fall Term Campus Population	
Undergraduate Enrollment	28,883
Graduate Enrollment	7,421
Staff Personnel	5,890
Faculty Personnel	2,212
Security Personnel	103
Total Campus Population	44,509



University of Tennessee at Martin - 2024

GROUP A OFFENSES	Offense	Rate per 1,000	Cleared	% Cleared
Homicide Offenses (Total)	0	0.0	0	0.0
Murder	0	0.0	0	0.0
Negligent Manslaughter	0	0.0	0	0.0
Negligent Vehicular Manslaughter	0	0.0	0	0.0
Kidnapping/Abduction	0	0.0	0	0.0
Sex Offenses (Forcible) (Total)	2	0.2	1	50.0
Forcible Rape	2	0.2	1	50.0
Forcible Sodomy	0	0.0	0	0.0
Sexual Assault W/Object	0	0.0	0	0.0
Criminal Sexual Contact	0	0.0	0	0.0
Robbery	0	0.0	0	0.0
Assault Offenses (Total)	25	2.9	19	76.0
Aggravated Assault	0	0.0	0	0.0
Simple Assault	6	0.7	6	100.0
Intimidation	17	2.0	11	64.7
Stalking	2	0.2	2	100.0
Arson	0	0.0	0	0.0
Extortion/Blackmail	0	0.0	0	0.0
Burglary	0	0.0	0	0.0
Larceny/Theft Offenses (Total)	18	2.1	2	11.1
Theft - Pocket-picking	0	0.0	0	0.0
Theft - Purse Snatching	0	0.0	0	0.0
Theft - Shoplifting	0	0.0	0	0.0
Theft From Building	13	1.5	2	15.4
Theft From Coin Machine	0	0.0	0	0.0
Theft From Motor Vehicle	0	0.0	0	0.0
Theft of Motor Vehicle Parts	0	0.0	0	0.0
Theft - All Other Larceny	5	0.6	0	0.0
Motor Vehicle Theft	0	0.0	0	0.0
Counterfeiting/Forgery	0	0.0	0	0.0
Fraud Offenses (Total)	1	0.1	1	100.0
Fraud - Computer Hacking/Invasion	0	0.0	0	0.0
Fraud - Credit Card/ATM	0	0.0	0	0.0
Fraud - False Pretenses	0	0.0	0	0.0
Fraud - Identity Theft	0	0.0	0	0.0
Fraud - Impersonation	1	0.1	1	100.0
Fraud - Welfare	0	0.0	0	0.0
Fraud - Wire	0	0.0	0	0.0
Embezzlement	0	0.0	0	0.0
Stolen Property Offenses	0	0.0	0	0.0
Destruction/Damage/Vandalism	7	0.8	1	14.3
Drug/Narcotic Violations (Total)	25	2.9	23	92.0
Drug/Narcotic Violations	24	2.8	22	91.7
Drug/Narcotic Equipment Violations	1	0.1	1	100.0

GROUP A OFFENSES	Offense	Rate per 1,000	Cleared	% Cleared
Sex Offenses (Nonforcible) (Total)	0	0.0	0	0.0
Incest	0	0.0	0	0.0
Statutory Rape	0	0.0	0	0.0
Pornography/Obscene Material	0	0.0	0	0.0
Gambling Offenses (Total)	0	0.0	0	0.0
Gambling - Betting/Wagering	0	0.0	0	0.0
Gambling - Operating/Promoting	0	0.0	0	0.0
Gambling - Equipment Violations	0	0.0	0	0.0
Gambling - Sports Tampering	0	0.0	0	0.0
Prostitution Offenses (Total)	0	0.0	0	0.0
Prostitution	0	0.0	0	0.0
Prostitution Assisting/Promoting	0	0.0	0	0.0
Purchasing Prostitution	0	0.0	0	0.0
Human Trafficking Offenses (Total)	0	0.0	0	0.0
Commercial Sex Acts	0	0.0	0	0.0
Involuntary Servitude	0	0.0	0	0.0
Bribery	0	0.0	0	0.0
Weapon Law Violations	1	0.1	1	100.0
Animal Cruelty	0	0.0	0	0.0

GROUP B OFFENSES	Offenses	Rate per 1,000
Bad Checks	0	0.0
Curfew/Vagrancy	0	0.0
Disorderly Conduct	0	0.0
DUI	0	0.0
Drunkenness	0	0.0
Family-Non Violent	0	0.0
Liquor Law Violations	22	0.0
Peeping Tom	0	0.0
Trespass	5	0.0
All Other Offenses	4	0.0

2024 Fall Term Campus Population	
Undergraduate Enrollment	6,817
Graduate Enrollment	690
Staff Personnel	551
Faculty Personnel	420
Security Personnel	15
Total Campus Population	8,493



University of Tennessee Health Sciences Center - 2024

GROUP A OFFENSES	Offense	Rate per 1,000	Cleared	% Cleared
Homicide Offenses (Total)	0	0.0	0	0.0
Murder	0	0.0	0	0.0
Negligent Manslaughter	0	0.0	0	0.0
Negligent Vehicular Manslaughter	0	0.0	0	0.0
Kidnapping/Abduction	0	0.0	0	0.0
Sex Offenses (Forcible) (Total)	0	0.0	0	0.0
Forcible Rape	0	0.0	0	0.0
Forcible Sodomy	0	0.0	0	0.0
Sexual Assault W/Object	0	0.0	0	0.0
Criminal Sexual Contact	0	0.0	0	0.0
Robbery	0	0.0	0	0.0
Assault Offenses (Total)	14	1.8	8	57.1
Aggravated Assault	1	0.1	0	0.0
Simple Assault	9	1.1	8	88.9
Intimidation	3	0.4	0	0.0
Stalking	1	0.1	0	0.0
Arson	1	0.1	0	0.0
Extortion/Blackmail	0	0.0	0	0.0
Burglary	2	0.3	0	0.0
Larceny/Theft Offenses (Total)	17	2.1	4	23.5
Theft - Pocket-picking	0	0.0	0	0.0
Theft - Purse Snatching	0	0.0	0	0.0
Theft - Shoplifting	3	0.4	3	100.0
Theft From Building	5	0.6	0	0.0
Theft From Coin Machine	0	0.0	0	0.0
Theft From Motor Vehicle	5	0.6	1	20.0
Theft of Motor Vehicle Parts	1	0.1	0	0.0
Theft - All Other Larceny	3	0.4	0	0.0
Motor Vehicle Theft	0	0.0	0	0.0
Counterfeiting/Forgery	0	0.0	0	0.0
Fraud Offenses (Total)	0	0.0	0	0.0
Fraud - Computer Hacking/Invasion	0	0.0	0	0.0
Fraud - Credit Card/ATM	0	0.0	0	0.0
Fraud - False Pretenses	0	0.0	0	0.0
Fraud - Identity Theft	0	0.0	0	0.0
Fraud - Impersonation	0	0.0	0	0.0
Fraud - Welfare	0	0.0	0	0.0
Fraud - Wire	0	0.0	0	0.0
Embezzlement	0	0.0	0	0.0
Stolen Property Offenses	0	0.0	0	0.0
Destruction/Damage/Vandalism	10	1.3	2	20.0
Drug/Narcotic Violations (Total)	1	0.1	1	100.0
Drug/Narcotic Violations	0	0.0	0	0.0
Drug/Narcotic Equipment Violations	1	0.1	1	100.0

GROUP A OFFENSES	Offense	Rate per 1,000	Cleared	% Cleared
Sex Offenses (Nonforcible) (Total)	0	0.0	0	0.0
Incest	0	0.0	0	0.0
Statutory Rape	0	0.0	0	0.0
Pornography/Obscene Material	0	0.0	0	0.0
Gambling Offenses (Total)	0	0.0	0	0.0
Gambling - Betting/Wagering	0	0.0	0	0.0
Gambling - Operating/Promoting	0	0.0	0	0.0
Gambling - Equipment Violations	0	0.0	0	0.0
Gambling - Sports Tampering	0	0.0	0	0.0
Prostitution Offenses (Total)	0	0.0	0	0.0
Prostitution	0	0.0	0	0.0
Prostitution Assisting/Promoting	0	0.0	0	0.0
Purchasing Prostitution	0	0.0	0	0.0
Human Trafficking Offenses (Total)	0	0.0	0	0.0
Commercial Sex Acts	0	0.0	0	0.0
Involuntary Servitude	0	0.0	0	0.0
Bribery	0	0.0	0	0.0
Weapon Law Violations	0	0.0	0	0.0
Animal Cruelty	0	0.0	0	0.0

GROUP B OFFENSES	Offenses	Rate per 1,000
Bad Checks	0	0.0
Curfew/Vagrancy	0	0.0
Disorderly Conduct	0	0.0
DUI	1	0.0
Drunkenness	0	0.0
Family-Non Violent	0	0.0
Liquor Law Violations	0	0.0
Peeping Tom	0	0.0
Trespass	4	0.0
All Other Offenses	1	0.0

2024 Fall Term Campus Population	
Undergraduate Enrollment	388
Graduate Enrollment	2,652
Staff Personnel	3,105
Faculty Personnel	1,789
Security Personnel	58
Total Campus Population	7,992



University of Tennessee Southern - 2024

GROUP A OFFENSES	Offense	Rate per 1,000	Cleared	% Cleared
Homicide Offenses (Total)	0	0.0	0	0.0
Murder	0	0.0	0	0.0
Negligent Manslaughter	0	0.0	0	0.0
Negligent Vehicular Manslaughter	0	0.0	0	0.0
Kidnapping/Abduction	0	0.0	0	0.0
Sex Offenses (Forcible) (Total)	0	0.0	0	0.0
Forcible Rape	0	0.0	0	0.0
Forcible Sodomy	0	0.0	0	0.0
Sexual Assault W/Object	0	0.0	0	0.0
Criminal Sexual Contact	0	0.0	0	0.0
Robbery	0	0.0	0	0.0
Assault Offenses (Total)	0	0.0	0	0.0
Aggravated Assault	0	0.0	0	0.0
Simple Assault	0	0.0	0	0.0
Intimidation	0	0.0	0	0.0
Stalking	0	0.0	0	0.0
Arson	0	0.0	0	0.0
Extortion/Blackmail	0	0.0	0	0.0
Burglary	0	0.0	0	0.0
Larceny/Theft Offenses (Total)	1	0.9	0	0.0
Theft - Pocket-picking	0	0.0	0	0.0
Theft - Purse Snatching	0	0.0	0	0.0
Theft - Shoplifting	0	0.0	0	0.0
Theft From Building	0	0.0	0	0.0
Theft From Coin Machine	0	0.0	0	0.0
Theft From Motor Vehicle	0	0.0	0	0.0
Theft of Motor Vehicle Parts	0	0.0	0	0.0
Theft - All Other Larceny	1	0.9	0	0.0
Motor Vehicle Theft	0	0.0	0	0.0
Counterfeiting/Forgery	0	0.0	0	0.0
Fraud Offenses (Total)	0	0.0	0	0.0
Fraud - Computer Hacking/Invasion	0	0.0	0	0.0
Fraud - Credit Card/ATM	0	0.0	0	0.0
Fraud - False Pretenses	0	0.0	0	0.0
Fraud - Identity Theft	0	0.0	0	0.0
Fraud - Impersonation	0	0.0	0	0.0
Fraud - Welfare	0	0.0	0	0.0
Fraud - Wire	0	0.0	0	0.0
Embezzlement	0	0.0	0	0.0
Stolen Property Offenses	0	0.0	0	0.0
Destruction/Damage/Vandalism	0	0.0	0	0.0
Drug/Narcotic Violations (Total)	5	4.7	2	40.0
Drug/Narcotic Violations	3	2.8	1	33.3
Drug/Narcotic Equipment Violations	2	1.9	1	50.0

GROUP A OFFENSES	Offense	Rate per 1,000	Cleared	% Cleared
Sex Offenses (Nonforcible) (Total)	0	0.0	0	0.0
Incest	0	0.0	0	0.0
Statutory Rape	0	0.0	0	0.0
Pornography/Obscene Material	0	0.0	0	0.0
Gambling Offenses (Total)	0	0.0	0	0.0
Gambling - Betting/Wagering	0	0.0	0	0.0
Gambling - Operating/Promoting	0	0.0	0	0.0
Gambling - Equipment Violations	0	0.0	0	0.0
Gambling - Sports Tampering	0	0.0	0	0.0
Prostitution Offenses (Total)	0	0.0	0	0.0
Prostitution	0	0.0	0	0.0
Prostitution Assisting/Promoting	0	0.0	0	0.0
Purchasing Prostitution	0	0.0	0	0.0
Human Trafficking Offenses (Total)	0	0.0	0	0.0
Commercial Sex Acts	0	0.0	0	0.0
Involuntary Servitude	0	0.0	0	0.0
Bribery	0	0.0	0	0.0
Weapon Law Violations	0	0.0	0	0.0
Animal Cruelty	0	0.0	0	0.0

GROUP B OFFENSES	Offenses	Rate per 1,000
Bad Checks	0	0.0
Curfew/Vagrancy	0	0.0
Disorderly Conduct	0	0.0
DUI	0	0.0
Drunkenness	0	0.0
Family-Non Violent	0	0.0
Liquor Law Violations	0	0.0
Peeping Tom	0	0.0
Trespass	1	0.0
All Other Offenses	0	0.0

2024 Fall Term Campus Population	
Undergraduate Enrollment	849
Graduate Enrollment	19
Staff Personnel	110
Faculty Personnel	72
Security Personnel	10
Total Campus Population	1,060



University of Tennessee Space Institute - 2024

GROUP A OFFENSES	Offense	Rate per 1,000	Cleared	% Cleared
Homicide Offenses (Total)	0	0.0	0	0.0
Murder	0	0.0	0	0.0
Negligent Manslaughter	0	0.0	0	0.0
Negligent Vehicular Manslaughter	0	0.0	0	0.0
Kidnapping/Abduction	0	0.0	0	0.0
Sex Offenses (Forcible) (Total)	0	0.0	0	0.0
Forcible Rape	0	0.0	0	0.0
Forcible Sodomy	0	0.0	0	0.0
Sexual Assault W/Object	0	0.0	0	0.0
Criminal Sexual Contact	0	0.0	0	0.0
Robbery	0	0.0	0	0.0
Assault Offenses (Total)	0	0.0	0	0.0
Aggravated Assault	0	0.0	0	0.0
Simple Assault	0	0.0	0	0.0
Intimidation	0	0.0	0	0.0
Stalking	0	0.0	0	0.0
Arson	0	0.0	0	0.0
Extortion/Blackmail	0	0.0	0	0.0
Burglary	0	0.0	0	0.0
Larceny/Theft Offenses (Total)	0	0.0	0	0.0
Theft - Pocket-picking	0	0.0	0	0.0
Theft - Purse Snatching	0	0.0	0	0.0
Theft - Shoplifting	0	0.0	0	0.0
Theft From Building	0	0.0	0	0.0
Theft From Coin Machine	0	0.0	0	0.0
Theft From Motor Vehicle	0	0.0	0	0.0
Theft of Motor Vehicle Parts	0	0.0	0	0.0
Theft - All Other Larceny	0	0.0	0	0.0
Motor Vehicle Theft	0	0.0	0	0.0
Counterfeiting/Forgery	0	0.0	0	0.0
Fraud Offenses (Total)	0	0.0	0	0.0
Fraud - Computer Hacking/Invasion	0	0.0	0	0.0
Fraud - Credit Card/ATM	0	0.0	0	0.0
Fraud - False Pretenses	0	0.0	0	0.0
Fraud - Identity Theft	0	0.0	0	0.0
Fraud - Impersonation	0	0.0	0	0.0
Fraud - Welfare	0	0.0	0	0.0
Fraud - Wire	0	0.0	0	0.0
Embezzlement	0	0.0	0	0.0
Stolen Property Offenses	0	0.0	0	0.0
Destruction/Damage/Vandalism	0	0.0	0	0.0
Drug/Narcotic Violations (Total)	0	0.0	0	0.0
Drug/Narcotic Violations	0	0.0	0	0.0
Drug/Narcotic Equipment Violations	0	0.0	0	0.0

GROUP A OFFENSES	Offense	Rate per 1,000	Cleared	% Cleared
Sex Offenses (Nonforcible) (Total)	0	0.0	0	0.0
Incest	0	0.0	0	0.0
Statutory Rape	0	0.0	0	0.0
Pornography/Obscene Material	0	0.0	0	0.0
Gambling Offenses (Total)	0	0.0	0	0.0
Gambling - Betting/Wagering	0	0.0	0	0.0
Gambling - Operating/Promoting	0	0.0	0	0.0
Gambling - Equipment Violations	0	0.0	0	0.0
Gambling - Sports Tampering	0	0.0	0	0.0
Prostitution Offenses (Total)	0	0.0	0	0.0
Prostitution	0	0.0	0	0.0
Prostitution Assisting/Promoting	0	0.0	0	0.0
Purchasing Prostitution	0	0.0	0	0.0
Human Trafficking Offenses (Total)	0	0.0	0	0.0
Commercial Sex Acts	0	0.0	0	0.0
Involuntary Servitude	0	0.0	0	0.0
Bribery	0	0.0	0	0.0
Weapon Law Violations	0	0.0	0	0.0
Animal Cruelty	0	0.0	0	0.0

GROUP B OFFENSES	Offenses	Rate per 1,000
Bad Checks	0	0.0
Curfew/Vagrancy	0	0.0
Disorderly Conduct	0	0.0
DUI	0	0.0
Drunkenness	0	0.0
Family-Non Violent	0	0.0
Liquor Law Violations	0	0.0
Peeping Tom	0	0.0
Trespass	0	0.0
All Other Offenses	0	0.0

2024 Fall Term Campus Population	
Undergraduate Enrollment	5
Graduate Enrollment	71
Staff Personnel	73
Faculty Personnel	16
Security Personnel	3
Total Campus Population	168



Vanderbilt University - 2024

GROUP A OFFENSES	Offense	Rate per 1,000	Cleared	% Cleared
Homicide Offenses (Total)	0	0.0	0	0.0
Murder	0	0.0	0	0.0
Negligent Manslaughter	0	0.0	0	0.0
Negligent Vehicular Manslaughter	0	0.0	0	0.0
Kidnapping/Abduction	2	0.0	2	100.0
Sex Offenses (Forcible) (Total)	15	0.3	10	66.7
Forcible Rape	1	0.0	0	0.0
Forcible Sodomy	1	0.0	1	100.0
Sexual Assault W/Object	0	0.0	0	0.0
Criminal Sexual Contact	13	0.2	9	69.2
Robbery	0	0.0	0	0.0
Assault Offenses (Total)	203	3.9	147	72.4
Aggravated Assault	13	0.2	12	92.3
Simple Assault	120	2.3	87	72.5
Intimidation	66	1.3	45	68.2
Stalking	4	0.1	3	75.0
Arson	0	0.0	0	0.0
Extortion/Blackmail	7	0.1	0	0.0
Burglary	4	0.1	1	25.0
Larceny/Theft Offenses (Total)	334	6.4	97	29.0
Theft - Pocket-picking	0	0.0	0	0.0
Theft - Purse Snatching	0	0.0	0	0.0
Theft - Shoplifting	94	1.8	47	50.0
Theft From Building	137	2.6	32	23.4
Theft From Coin Machine	1	0.0	0	0.0
Theft From Motor Vehicle	36	0.7	2	5.6
Theft of Motor Vehicle Parts	4	0.1	0	0.0
Theft - All Other Larceny	62	1.2	16	25.8
Motor Vehicle Theft	73	1.4	28	38.4
Counterfeiting/Forgery	1	0.0	0	0.0
Fraud Offenses (Total)	46	0.9	12	26.1
Fraud - Computer Hacking/Invasion	0	0.0	0	0.0
Fraud - Credit Card/ATM	2	0.0	2	100.0
Fraud - False Pretenses	15	0.3	4	26.7
Fraud - Identity Theft	0	0.0	0	0.0
Fraud - Impersonation	13	0.2	6	46.2
Fraud - Welfare	0	0.0	0	0.0
Fraud - Wire	16	0.3	0	0.0
Embezzlement	2	0.0	0	0.0
Stolen Property Offenses	3	0.1	2	66.7
Destruction/Damage/Vandalism	46	0.9	20	43.5
Drug/Narcotic Violations (Total)	138	2.7	74	53.6
Drug/Narcotic Violations	99	1.9	53	53.5
Drug/Narcotic Equipment Violations	39	0.7	21	53.8

GROUP A OFFENSES	Offense	Rate per 1,000	Cleared	% Cleared
Sex Offenses (Nonforcible) (Total)	0	0.0	0	0.0
Incest	0	0.0	0	0.0
Statutory Rape	0	0.0	0	0.0
Pornography/Obscene Material	1	0.0	0	0.0
Gambling Offenses (Total)	0	0.0	0	0.0
Gambling - Betting/Wagering	0	0.0	0	0.0
Gambling - Operating/Promoting	0	0.0	0	0.0
Gambling - Equipment Violations	0	0.0	0	0.0
Gambling - Sports Tampering	0	0.0	0	0.0
Prostitution Offenses (Total)	0	0.0	0	0.0
Prostitution	0	0.0	0	0.0
Prostitution Assisting/Promoting	0	0.0	0	0.0
Purchasing Prostitution	0	0.0	0	0.0
Human Trafficking Offenses (Total)	0	0.0	0	0.0
Commercial Sex Acts	0	0.0	0	0.0
Involuntary Servitude	0	0.0	0	0.0
Bribery	0	0.0	0	0.0
Weapon Law Violations	8	0.2	8	100.0
Animal Cruelty	0	0.0	0	0.0

GROUP B OFFENSES	Offenses	Rate per 1,000
Bad Checks	0	0.0
Curfew/Vagrancy	0	0.0
Disorderly Conduct	20	0.0
DUI	1	0.0
Drunkenness	6	0.0
Family-Non Violent	2	0.0
Liquor Law Violations	78	0.0
Peeping Tom	0	0.0
Trespass	66	0.0
All Other Offenses	8	0.0

2024 Fall Term Campus Population	
Undergraduate Enrollment	7,175
Graduate Enrollment	5,701
Staff Personnel	33,111
Faculty Personnel	4,809
Security Personnel	1,208
Total Campus Population	52,004



Volunteer State Community College - 2024


GROUP A OFFENSES	Offense	Rate per 1,000	Cleared	% Cleared
Homicide Offenses (Total)	0	0.0	0	0.0
Murder	0	0.0	0	0.0
Negligent Manslaughter	0	0.0	0	0.0
Negligent Vehicular Manslaughter	0	0.0	0	0.0
Kidnapping/Abduction	0	0.0	0	0.0
Sex Offenses (Forcible) (Total)	0	0.0	0	0.0
Forcible Rape	0	0.0	0	0.0
Forcible Sodomy	0	0.0	0	0.0
Sexual Assault W/Object	0	0.0	0	0.0
Criminal Sexual Contact	0	0.0	0	0.0
Robbery	0	0.0	0	0.0
Assault Offenses (Total)	1	0.1	0	0.0
Aggravated Assault	0	0.0	0	0.0
Simple Assault	1	0.1	0	0.0
Intimidation	0	0.0	0	0.0
Stalking	0	0.0	0	0.0
Arson	0	0.0	0	0.0
Extortion/Blackmail	0	0.0	0	0.0
Burglary	0	0.0	0	0.0
Larceny/Theft Offenses (Total)	0	0.0	0	0.0
Theft - Pocket-picking	0	0.0	0	0.0
Theft - Purse Snatching	0	0.0	0	0.0
Theft - Shoplifting	0	0.0	0	0.0
Theft From Building	0	0.0	0	0.0
Theft From Coin Machine	0	0.0	0	0.0
Theft From Motor Vehicle	0	0.0	0	0.0
Theft of Motor Vehicle Parts	0	0.0	0	0.0
Theft - All Other Larceny	0	0.0	0	0.0
Motor Vehicle Theft	0	0.0	0	0.0
Counterfeiting/Forgery	0	0.0	0	0.0
Fraud Offenses (Total)	0	0.0	0	0.0
Fraud - Computer Hacking/Invasion	0	0.0	0	0.0
Fraud - Credit Card/ATM	0	0.0	0	0.0
Fraud - False Pretenses	0	0.0	0	0.0
Fraud - Identity Theft	0	0.0	0	0.0
Fraud - Impersonation	0	0.0	0	0.0
Fraud - Welfare	0	0.0	0	0.0
Fraud - Wire	0	0.0	0	0.0
Embezzlement	0	0.0	0	0.0
Stolen Property Offenses	0	0.0	0	0.0
Destruction/Damage/Vandalism	0	0.0	0	0.0
Drug/Narcotic Violations (Total)	0	0.0	0	0.0
Drug/Narcotic Violations	0	0.0	0	0.0
Drug/Narcotic Equipment Violations	0	0.0	0	0.0

GROUP A OFFENSES	Offense	Rate per 1,000	Cleared	% Cleared
Sex Offenses (Nonforcible) (Total)	0	0.0	0	0.0
Incest	0	0.0	0	0.0
Statutory Rape	0	0.0	0	0.0
Pornography/Obscene Material	0	0.0	0	0.0
Gambling Offenses (Total)	0	0.0	0	0.0
Gambling - Betting/Wagering	0	0.0	0	0.0
Gambling - Operating/Promoting	0	0.0	0	0.0
Gambling - Equipment Violations	0	0.0	0	0.0
Gambling - Sports Tampering	0	0.0	0	0.0
Prostitution Offenses (Total)	0	0.0	0	0.0
Prostitution	0	0.0	0	0.0
Prostitution Assisting/Promoting	0	0.0	0	0.0
Purchasing Prostitution	0	0.0	0	0.0
Human Trafficking Offenses (Total)	0	0.0	0	0.0
Commercial Sex Acts	0	0.0	0	0.0
Involuntary Servitude	0	0.0	0	0.0
Bribery	0	0.0	0	0.0
Weapon Law Violations	0	0.0	0	0.0
Animal Cruelty	0	0.0	0	0.0

GROUP B OFFENSES	Offenses	Rate per 1,000
Bad Checks	0	0.0
Curfew/Vagrancy	0	0.0
Disorderly Conduct	0	0.0
DUI	0	0.0
Drunkenness	0	0.0
Family-Non Violent	0	0.0
Liquor Law Violations	0	0.0
Peeping Tom	0	0.0
Trespass	0	0.0
All Other Offenses	0	0.0

2024 Fall Term Campus Population	
Undergraduate Enrollment	5,837
Graduate Enrollment	0
Staff Personnel	389
Faculty Personnel	424
Security Personnel	32
Total Campus Population	6,682





Crime on Campus **2024**

**On-Campus Institutions
Without Campus Population**

Not all institutions provided population data to TBI. Therefore, their population data is not reflected in this report. The institutions which did not provide population data are represented in the following section.

Belmont University - NIBRS Agency Crime Overview - 2024

2024 Population Estimate			N/A	Offenses (*)		Arrests (**)		
				Reported	Cleared	Adult	Juvenile	
Offense Overview				Crimes Against Persons				
Offense Total		160	Murder		0	0	0	0
Number Cleared		56	Negligent Manslaughter		0	0	0	0
Percent Cleared		35.00%	Negligent Vehicular Manslaughter		0	0	0	0
Group A Crimes per 100,000 population		N/A	Kidnapping/Abduction		0	0	0	0
			All Rape		1	0	0	0
			Criminal Sexual Contact		1	0	0	0
			Incest		0	0	0	0
			Statutory Rape		0	0	0	0
Arrest Overview								
Total Arrests		69	Aggravated Assault		0	0	0	0
Adult Arrests		69	Simple Assault		3	2	1	0
Juvenile Arrests		0	Intimidation		13	8	8	0
Unknown Age		0	Stalking		1	0	0	0
Arrests per 100,000 population		N/A	Commercial Sex Acts		0	0	0	0
			Involuntary Servitude		0	0	0	0
			Crimes Against Property					
Average number offenses/incident		1.01	Arson		0	0	0	0
Domestic Violence Victims				Bribery	0	0	0	0
			Burglary		2	2	2	0
Offense	Reported	Cleared	Counterfeiting/Forgery		1	0	0	0
Murder	0	0	Destruction/Damage/Vandalism		21	4	4	0
Aggravated Assault	0	0	Embezzlement		1	0	0	0
Simple Assault	3	2	Extortion/Blackmail		1	0	0	0
Intimidation	0	0	Fraud - False Pretenses		0	0	0	0
Stalking	0	0	Fraud - Credit Card/ATM		0	0	0	0
All Rape	0	0	Fraud - Impersonation		0	0	0	0
Criminal Sexual Contact	0	0	Fraud - Welfare		0	0	0	0
Incest	0	0	Fraud - Wire		7	0	0	0
Statutory Rape	0	0	Fraud - Identity Theft		0	0	0	0
Kidnapping/Abduction	0	0	Fraud - Computer Hacking/Invasion		0	0	0	0
Commercial Sex Acts	0	0	Robbery		0	0	0	0
Involuntary Servitude	0	0	Theft - Pocket-picking		0	0	0	0
Total	3	2	Theft - Purse Snatching		0	0	0	0
			Theft - Shoplifting		3	0	0	0
Group B Arrests			Theft From Building		26	3	3	0
Offense	Adult	Juvenile	Theft From Coin Machine		0	0	0	0
Bad Checks	0	0	Theft From Motor Vehicle		18	0	0	0
Curfew/Vagrancy	0	0	Theft of Motor Vehicle Parts		1	0	0	0
Disorderly Conduct	0	0	Theft - All Other Larceny		19	0	0	0
DUI	0	0	Motor Vehicle Theft		2	0	0	0
Drunkenness	0	0	Stolen Property Offenses		0	0	0	0
Family-Non Violent	0	0	Crimes Against Society					
Liquor Law Violations	3	0	Animal Cruelty		0	0	0	0
Peeping Tom	0	0	Drug/Narcotic Violations		20	19	22	0
Trespass	1	0	Drug/Narcotic Equipment Violations		19	18	20	0
All Other Offenses	5	0	Gambling - Betting/Wagering		0	0	0	0
Total Group B	9	0	Gambling - Operating/Promoting		0	0	0	0
			Gambling - Equipment Violations		0	0	0	0
			Gambling - Sports Tampering		0	0	0	0
			Pornography/Obscene Material		0	0	0	0
			Prostitution		0	0	0	0
			Prostitution Assisting/Promoting		0	0	0	0
			Purchasing Prostitution		0	0	0	0
			Weapon Law Violations		0	0	0	0
				Total Group A Offenses	160	56	60	0

Crime in Tennessee 2024

(*) Offenses are counted using the FBI Units of Count for Crime
(**) The 'Arrests' column shows arrests made for incidents during the selected period, regardless of arrest date. Arrest counts for the same period may change over time.

Columbia State Community College - NIBRS Agency Crime Overview - 2024

2024 Population Estimate			N/A	Offenses (*)		Arrests (**)			
				Group A Offenses	Reported	Cleared	Adult	Juvenile	
Offense Overview				Crimes Against Persons					
Offense Total			4	Murder		0	0	0	0
Number Cleared			0	Negligent Manslaughter		0	0	0	0
Percent Cleared			0.00%	Negligent Vehicular Manslaughter		0	0	0	0
Group A Crimes per 100,000 population			N/A	Kidnapping/Abduction		0	0	0	0
				All Rape		0	0	0	0
				Criminal Sexual Contact		0	0	0	0
				Incest		0	0	0	0
				Statutory Rape		0	0	0	0
Arrest Overview				Aggravated Assault		0	0	0	0
Total Arrests			0	Simple Assault		0	0	0	0
Adult Arrests			0	Intimidation		0	0	0	0
Juvenile Arrests			0	Stalking		0	0	0	0
Unknown Age			0	Commercial Sex Acts		0	0	0	0
Arrests per 100,000 population			N/A	Involuntary Servitude		0	0	0	0
				Crimes Against Property					
Average number offenses/incident			1.00	Arson		0	0	0	0
				Bribery		0	0	0	0
				Burglary		1	0	0	0
Domestic Violence Victims				Counterfeiting/Forgery		0	0	0	0
Offense	Reported	Cleared		Destruction/Damage/Vandalism		0	0	0	0
Murder	0	0	0	Embezzlement		0	0	0	0
Aggravated Assault	0	0	0	Extortion/Blackmail		0	0	0	0
Simple Assault	0	0	0	Fraud - False Pretenses		0	0	0	0
Intimidation	0	0	0	Fraud - Credit Card/ATM		0	0	0	0
Stalking	0	0	0	Fraud - Impersonation		0	0	0	0
All Rape	0	0	0	Fraud - Welfare		0	0	0	0
Criminal Sexual Contact	0	0	0	Fraud - Wire		0	0	0	0
Incest	0	0	0	Fraud - Identity Theft		0	0	0	0
Statutory Rape	0	0	0	Fraud - Computer Hacking/Invasion		0	0	0	0
Kidnapping/Abduction	0	0	0	Robbery		0	0	0	0
Commercial Sex Acts	0	0	0	Theft - Pocket-picking		0	0	0	0
Involuntary Servitude	0	0	0	Theft - Purse Snatching		0	0	0	0
Total	0	0	0	Theft - Shoplifting		0	0	0	0
Group B Arrests				Theft From Building		3	0	0	0
Offense	Adult	Juvenile		Theft From Coin Machine		0	0	0	0
Bad Checks	0	0	0	Theft From Motor Vehicle		0	0	0	0
Curfew/Vagrancy	0	0	0	Theft of Motor Vehicle Parts		0	0	0	0
Disorderly Conduct	0	0	0	Theft - All Other Larceny		0	0	0	0
DUI	0	0	0	Motor Vehicle Theft		0	0	0	0
Drunkenness	0	0	0	Stolen Property Offenses		0	0	0	0
Family-Non Violent	0	0	0	Crimes Against Society					
Liquor Law Violations	0	0	0	Animal Cruelty		0	0	0	0
Peeping Tom	0	0	0	Drug/Narcotic Violations		0	0	0	0
Trespass	0	0	0	Drug/Narcotic Equipment Violations		0	0	0	0
All Other Offenses	0	0	0	Gambling - Betting/Wagering		0	0	0	0
Total Group B	0	0	0	Gambling - Operating/Promoting		0	0	0	0
				Gambling - Equipment Violations		0	0	0	0
				Gambling - Sports Tampering		0	0	0	0
				Pornography/Obscene Material		0	0	0	0
				Prostitution		0	0	0	0
				Prostitution Assisting/Promoting		0	0	0	0
				Purchasing Prostitution		0	0	0	0
				Weapon Law Violations		0	0	0	0
				Total Group A Offenses		4	0	0	0

Crime in Tennessee 2024

(*) Offenses are counted using the FBI Units of Count for Crime
(**) The 'Arrests' column shows arrests made for incidents during the selected period, regardless of arrest date. Arrest counts for the same period may change over time.

Dyersburg State Community College - NIBRS Agency Crime Overview - 2024

2024 Population Estimate			N/A	Offenses (*)		Arrests (**)		
				Group A Offenses	Reported	Cleared	Adult	Juvenile
Offense Overview				Crimes Against Persons				
Offense Total	0		0	Murder	0	0	0	0
Number Cleared	0		0	Negligent Manslaughter	0	0	0	0
Percent Cleared	0.00%		0.00%	Negligent Vehicular Manslaughter	0	0	0	0
Group A Crimes per 100,000 population	N/A			Kidnapping/Abduction	0	0	0	0
				All Rape	0	0	0	0
				Criminal Sexual Contact	0	0	0	0
				Incest	0	0	0	0
Arrest Overview				Statutory Rape	0	0	0	0
Total Arrests	0		0	Aggravated Assault	0	0	0	0
Adult Arrests	0		0	Simple Assault	0	0	0	0
Juvenile Arrests	0		0	Intimidation	0	0	0	0
Unknown Age	0		0	Stalking	0	0	0	0
Arrests per 100,000 population	N/A			Commercial Sex Acts	0	0	0	0
				Involuntary Servitude	0	0	0	0
				Crimes Against Property				
Average number offenses/incident	0.00		0.00	Arson	0	0	0	0
				Bribery	0	0	0	0
				Burglary	0	0	0	0
Domestic Violence Victims				Counterfeiting/Forgery	0	0	0	0
Offense	Reported	Cleared						
Murder	0	0	0	Destruction/Damage/Vandalism	0	0	0	0
Aggravated Assault	0	0	0	Embezzlement	0	0	0	0
Simple Assault	0	0	0	Extortion/Blackmail	0	0	0	0
Intimidation	0	0	0	Fraud - False Pretenses	0	0	0	0
Stalking	0	0	0	Fraud - Credit Card/ATM	0	0	0	0
All Rape	0	0	0	Fraud - Impersonation	0	0	0	0
Criminal Sexual Contact	0	0	0	Fraud - Welfare	0	0	0	0
Incest	0	0	0	Fraud - Wire	0	0	0	0
Statutory Rape	0	0	0	Fraud - Identity Theft	0	0	0	0
Kidnapping/Abduction	0	0	0	Fraud - Computer Hacking/Invasion	0	0	0	0
Commercial Sex Acts	0	0	0	Robbery	0	0	0	0
Involuntary Servitude	0	0	0	Theft - Pocket-picking	0	0	0	0
Total	0	0	0	Theft - Purse Snatching	0	0	0	0
				Theft - Shoplifting	0	0	0	0
Group B Arrests				Theft From Building	0	0	0	0
Offense	Adult	Juvenile		Theft From Coin Machine	0	0	0	0
Bad Checks	0	0	0	Theft From Motor Vehicle	0	0	0	0
Curfew/Vagrancy	0	0	0	Theft of Motor Vehicle Parts	0	0	0	0
Disorderly Conduct	0	0	0	Theft - All Other Larceny	0	0	0	0
DUI	0	0	0	Motor Vehicle Theft	0	0	0	0
Drunkenness	0	0	0	Stolen Property Offenses	0	0	0	0
Family-Non Violent	0	0	0	Crimes Against Society				
Liquor Law Violations	0	0	0	Animal Cruelty	0	0	0	0
Peeping Tom	0	0	0	Drug/Narcotic Violations	0	0	0	0
Trespass	0	0	0	Drug/Narcotic Equipment Violations	0	0	0	0
All Other Offenses	0	0	0	Gambling - Betting/Wagering	0	0	0	0
Total Group B	0	0		Gambling - Operating/Promoting	0	0	0	0
				Gambling - Equipment Violations	0	0	0	0
				Gambling - Sports Tampering	0	0	0	0
				Pornography/Obscene Material	0	0	0	0
				Prostitution	0	0	0	0
				Prostitution Assisting/Promoting	0	0	0	0
				Purchasing Prostitution	0	0	0	0
				Weapon Law Violations	0	0	0	0
				Total Group A Offenses	0	0	0	0

Crime in Tennessee 2024

(*) Offenses are counted using the FBI Units of Count for Crime
(**) The 'Arrests' column shows arrests made for incidents during the selected period, regardless of arrest date. Arrest counts for the same period may change over time.

Harding School of Theology - NIBRS Agency Crime Overview - 2024

2024 Population Estimate			N/A	Offenses (*)		Arrests (**)			
				Reported	Cleared	Adult	Juvenile		
Offense Overview				Crimes Against Persons					
Offense Total		0		Murder	0	0	0	0	
Number Cleared		0		Negligent Manslaughter	0	0	0	0	
Percent Cleared		0.00%		Negligent Vehicular Manslaughter	0	0	0	0	
Group A Crimes per 100,000 population		N/A		Kidnapping/Abduction	0	0	0	0	
				All Rape	0	0	0	0	
				Criminal Sexual Contact	0	0	0	0	
				Incest	0	0	0	0	
				Statutory Rape	0	0	0	0	
Arrest Overview				Aggravated Assault	0	0	0	0	
Total Arrests		0		Simple Assault	0	0	0	0	
Adult Arrests		0		Intimidation	0	0	0	0	
Juvenile Arrests		0		Stalking	0	0	0	0	
Unknown Age		0		Commercial Sex Acts	0	0	0	0	
Arrests per 100,000 population		N/A		Involuntary Servitude	0	0	0	0	
				Crimes Against Property					
Average number offenses/incident		0.00		Arson	0	0	0	0	
				Bribery	0	0	0	0	
				Burglary	0	0	0	0	
Domestic Violence Victims				Counterfeiting/Forgery	0	0	0	0	
Offense	Reported	Cleared		Destruction/Damage/Vandalism	0	0	0	0	
Murder	0	0		Embezzlement	0	0	0	0	
Aggravated Assault	0	0		Extortion/Blackmail	0	0	0	0	
Simple Assault	0	0		Fraud - False Pretenses	0	0	0	0	
Intimidation	0	0		Fraud - Credit Card/ATM	0	0	0	0	
Stalking	0	0		Fraud - Impersonation	0	0	0	0	
All Rape	0	0		Fraud - Welfare	0	0	0	0	
Criminal Sexual Contact	0	0		Fraud - Wire	0	0	0	0	
Incest	0	0		Fraud - Identity Theft	0	0	0	0	
Statutory Rape	0	0		Fraud - Computer Hacking/Invasion	0	0	0	0	
Kidnapping/Abduction	0	0		Robbery	0	0	0	0	
Commercial Sex Acts	0	0		Theft - Pocket-picking	0	0	0	0	
Involuntary Servitude	0	0		Theft - Purse Snatching	0	0	0	0	
Total	0	0		Theft - Shoplifting	0	0	0	0	
Group B Arrests				Theft From Building	0	0	0	0	
Offense	Adult	Juvenile		Theft From Coin Machine	0	0	0	0	
Bad Checks	0	0		Theft From Motor Vehicle	0	0	0	0	
Curfew/Vagrancy	0	0		Theft of Motor Vehicle Parts	0	0	0	0	
Disorderly Conduct	0	0		Theft - All Other Larceny	0	0	0	0	
DUI	0	0		Motor Vehicle Theft	0	0	0	0	
Drunkenness	0	0		Stolen Property Offenses	0	0	0	0	
Family-Non Violent	0	0		Crimes Against Society					
Liquor Law Violations	0	0		Animal Cruelty	0	0	0	0	
Peeping Tom	0	0		Drug/Narcotic Violations	0	0	0	0	
Trespass	0	0		Drug/Narcotic Equipment Violations	0	0	0	0	
All Other Offenses	0	0		Gambling - Betting/Wagering	0	0	0	0	
Total Group B	0	0		Gambling - Operating/Promoting	0	0	0	0	
				Gambling - Equipment Violations	0	0	0	0	
				Gambling - Sports Tampering	0	0	0	0	
				Pornography/Obscene Material	0	0	0	0	
				Prostitution	0	0	0	0	
				Prostitution Assisting/Promoting	0	0	0	0	
				Purchasing Prostitution	0	0	0	0	
				Weapon Law Violations	0	0	0	0	
				Total Group A Offenses		0	0	0	0

Crime in Tennessee 2024

(*) Offenses are counted using the FBI Units of Count for Crime
(**) The 'Arrests' column shows arrests made for incidents during the selected period, regardless of arrest date. Arrest counts for the same period may change over time.

John A. Gupton College - NIBRS Agency Crime Overview - 2024

2024 Population Estimate			N/A	Offenses (*)		Arrests (**)		
				Reported	Cleared	Adult	Juvenile	
Offense Overview				Crimes Against Persons				
Offense Total		0		Murder	0	0	0	0
Number Cleared		0		Negligent Manslaughter	0	0	0	0
Percent Cleared		0.00%		Negligent Vehicular Manslaughter	0	0	0	0
Group A Crimes per 100,000 population		N/A		Kidnapping/Abduction	0	0	0	0
				All Rape	0	0	0	0
				Criminal Sexual Contact	0	0	0	0
				Incest	0	0	0	0
				Statutory Rape	0	0	0	0
Arrest Overview				Aggravated Assault	0	0	0	0
Total Arrests		0		Simple Assault	0	0	0	0
Adult Arrests		0		Intimidation	0	0	0	0
Juvenile Arrests		0		Stalking	0	0	0	0
Unknown Age		0		Commercial Sex Acts	0	0	0	0
Arrests per 100,000 population		N/A		Involuntary Servitude	0	0	0	0
				Crimes Against Property				
Average number offenses/incident		0.00		Arson	0	0	0	0
				Bribery	0	0	0	0
				Burglary	0	0	0	0
Domestic Violence Victims				Counterfeiting/Forgery	0	0	0	0
Offense	Reported	Cleared		Destruction/Damage/Vandalism	0	0	0	0
Murder	0	0		Embezzlement	0	0	0	0
Aggravated Assault	0	0		Extortion/Blackmail	0	0	0	0
Simple Assault	0	0		Fraud - False Pretenses	0	0	0	0
Intimidation	0	0		Fraud - Credit Card/ATM	0	0	0	0
Stalking	0	0		Fraud - Impersonation	0	0	0	0
All Rape	0	0		Fraud - Welfare	0	0	0	0
Criminal Sexual Contact	0	0		Fraud - Wire	0	0	0	0
Incest	0	0		Fraud - Identity Theft	0	0	0	0
Statutory Rape	0	0		Fraud - Computer Hacking/Invasion	0	0	0	0
Kidnapping/Abduction	0	0		Robbery	0	0	0	0
Commercial Sex Acts	0	0		Theft - Pocket-picking	0	0	0	0
Involuntary Servitude	0	0		Theft - Purse Snatching	0	0	0	0
Total	0	0		Theft - Shoplifting	0	0	0	0
Group B Arrests				Theft From Building	0	0	0	0
Offense	Adult	Juvenile		Theft From Coin Machine	0	0	0	0
Bad Checks	0	0		Theft From Motor Vehicle	0	0	0	0
Curfew/Vagrancy	0	0		Theft of Motor Vehicle Parts	0	0	0	0
Disorderly Conduct	0	0		Theft - All Other Larceny	0	0	0	0
DUI	0	0		Motor Vehicle Theft	0	0	0	0
Drunkenness	0	0		Stolen Property Offenses	0	0	0	0
Family-Non Violent	0	0		Crimes Against Society				
Liquor Law Violations	0	0		Animal Cruelty	0	0	0	0
Peeping Tom	0	0		Drug/Narcotic Violations	0	0	0	0
Trespass	0	0		Drug/Narcotic Equipment Violations	0	0	0	0
All Other Offenses	0	0		Gambling - Betting/Wagering	0	0	0	0
Total Group B	0	0		Gambling - Operating/Promoting	0	0	0	0
				Gambling - Equipment Violations	0	0	0	0
				Gambling - Sports Tampering	0	0	0	0
				Pornography/Obscene Material	0	0	0	0
				Prostitution	0	0	0	0
				Prostitution Assisting/Promoting	0	0	0	0
				Purchasing Prostitution	0	0	0	0
				Weapon Law Violations	0	0	0	0
				Total Group A Offenses	0	0	0	0

Crime in Tennessee 2024

(*) Offenses are counted using the FBI Units of Count for Crime
(**) The 'Arrests' column shows arrests made for incidents during the selected period, regardless of arrest date. Arrest counts for the same period may change over time.

Middle Tennessee State University - NIBRS Agency Crime Overview - 2024

2024 Population Estimate			N/A	Offenses (*)		Arrests (**)		
				Reported	Cleared	Adult	Juvenile	
Offense Overview				Crimes Against Persons				
Offense Total		239	Murder		0	0	0	0
Number Cleared		125	Negligent Manslaughter		0	0	0	0
Percent Cleared		52.30%	Negligent Vehicular Manslaughter		0	0	0	0
Group A Crimes per 100,000 population		N/A	Kidnapping/Abduction		0	0	0	0
			All Rape		3	1	1	0
			Criminal Sexual Contact		1	1	1	0
			Incest		0	0	0	0
Arrest Overview				Statutory Rape	0	0	0	0
Total Arrests		177	Aggravated Assault		0	0	0	0
Adult Arrests		173	Simple Assault		14	9	8	0
Juvenile Arrests		4	Intimidation		6	1	1	0
Unknown Age		0	Stalking		4	1	1	0
Arrests per 100,000 population		N/A	Commercial Sex Acts		0	0	0	0
			Involuntary Servitude		0	0	0	0
			Crimes Against Property					
Average number offenses/incident		1.20	Arson		0	0	0	0
			Bribery		0	0	0	0
Domestic Violence Victims			Burglary		3	3	3	0
Offense	Reported	Cleared	Counterfeiting/Forgery		1	0	0	0
Murder	0	0	Destruction/Damage/Vandalism		17	5	3	0
Aggravated Assault	0	0	Embezzlement		0	0	0	0
Simple Assault	4	4	Extortion/Blackmail		3	0	0	0
Intimidation	1	0	Fraud - False Pretenses		1	0	0	0
Stalking	2	0	Fraud - Credit Card/ATM		2	0	0	0
All Rape	1	1	Fraud - Impersonation		2	1	1	0
Criminal Sexual Contact	0	0	Fraud - Welfare		0	0	0	0
Incest	0	0	Fraud - Wire		3	0	0	0
Statutory Rape	0	0	Fraud - Identity Theft		0	0	0	0
Kidnapping/Abduction	0	0	Fraud - Computer Hacking/Invasion		0	0	0	0
Commercial Sex Acts	0	0	Robbery		0	0	0	0
Involuntary Servitude	0	0	Theft - Pocket-picking		0	0	0	0
Total	8	5	Theft - Purse Snatching		0	0	0	0
			Theft - Shoplifting		0	0	0	0
Group B Arrests			Theft From Building		29	2	2	0
Offense	Adult	Juvenile	Theft From Coin Machine		0	0	0	0
Bad Checks	0	0	Theft From Motor Vehicle		3	1	1	0
Curfew/Vagrancy	0	0	Theft of Motor Vehicle Parts		0	0	0	0
Disorderly Conduct	2	0	Theft - All Other Larceny		25	11	13	0
DUI	60	0	Motor Vehicle Theft		10	4	4	1
Drunkenness	5	0	Stolen Property Offenses		0	0	0	0
Family-Non Violent	0	0	Crimes Against Society					
Liquor Law Violations	2	0	Animal Cruelty		0	0	0	0
Peeping Tom	0	0	Drug/Narcotic Violations		72	51	48	2
Trespass	3	1	Drug/Narcotic Equipment Violations		38	32	7	0
All Other Offenses	6	0	Gambling - Betting/Wagering		0	0	0	0
Total Group B	78	1	Gambling - Operating/Promoting		0	0	0	0
			Gambling - Equipment Violations		0	0	0	0
			Gambling - Sports Tampering		0	0	0	0
			Pornography/Obscene Material		0	0	0	0
			Prostitution		0	0	0	0
			Prostitution Assisting/Promoting		0	0	0	0
			Purchasing Prostitution		0	0	0	0
			Weapon Law Violations		2	2	1	0
			Total Group A Offenses		239	125	95	3

Crime in Tennessee 2024

(*) Offenses are counted using the FBI Units of Count for Crime
(**) The 'Arrests' column shows arrests made for incidents during the selected period, regardless of arrest date. Arrest counts for the same period may change over time.

Motlow State Community College - NIBRS Agency Crime Overview - 2024

2024 Population Estimate			N/A	Offenses (*)		Arrests (**)		
				Reported	Cleared	Adult	Juvenile	
Offense Overview				Crimes Against Persons				
Offense Total		0		Murder	0	0	0	0
Number Cleared		0		Negligent Manslaughter	0	0	0	0
Percent Cleared		0.00%		Negligent Vehicular Manslaughter	0	0	0	0
Group A Crimes per 100,000 population		N/A		Kidnapping/Abduction	0	0	0	0
				All Rape	0	0	0	0
				Criminal Sexual Contact	0	0	0	0
				Incest	0	0	0	0
				Statutory Rape	0	0	0	0
Arrest Overview				Aggravated Assault	0	0	0	0
Total Arrests		0		Simple Assault	0	0	0	0
Adult Arrests		0		Intimidation	0	0	0	0
Juvenile Arrests		0		Stalking	0	0	0	0
Unknown Age		0		Commercial Sex Acts	0	0	0	0
Arrests per 100,000 population		N/A		Involuntary Servitude	0	0	0	0
				Crimes Against Property				
Average number offenses/incident		0.00		Arson	0	0	0	0
				Bribery	0	0	0	0
				Burglary	0	0	0	0
				Domestic Violence Victims				
Offense	Reported	Cleared		Counterfeiting/Forgery	0	0	0	0
Murder	0	0		Destruction/Damage/Vandalism	0	0	0	0
Aggravated Assault	0	0		Embezzlement	0	0	0	0
Simple Assault	0	0		Extortion/Blackmail	0	0	0	0
Intimidation	0	0		Fraud - False Pretenses	0	0	0	0
Stalking	0	0		Fraud - Credit Card/ATM	0	0	0	0
All Rape	0	0		Fraud - Impersonation	0	0	0	0
Criminal Sexual Contact	0	0		Fraud - Welfare	0	0	0	0
Incest	0	0		Fraud - Wire	0	0	0	0
Statutory Rape	0	0		Fraud - Identity Theft	0	0	0	0
Kidnapping/Abduction	0	0		Fraud - Computer Hacking/Invasion	0	0	0	0
Commercial Sex Acts	0	0		Robbery	0	0	0	0
Involuntary Servitude	0	0		Theft - Pocket-picking	0	0	0	0
Total	0	0		Theft - Purse Snatching	0	0	0	0
				Theft - Shoplifting	0	0	0	0
Group B Arrests				Theft From Building	0	0	0	0
Offense	Adult	Juvenile		Theft From Coin Machine	0	0	0	0
Bad Checks	0	0		Theft From Motor Vehicle	0	0	0	0
Curfew/Vagrancy	0	0		Theft of Motor Vehicle Parts	0	0	0	0
Disorderly Conduct	0	0		Theft - All Other Larceny	0	0	0	0
DUI	0	0		Motor Vehicle Theft	0	0	0	0
Drunkenness	0	0		Stolen Property Offenses	0	0	0	0
Family-Non Violent	0	0		Crimes Against Society				
Liquor Law Violations	0	0		Animal Cruelty	0	0	0	0
Peeping Tom	0	0		Drug/Narcotic Violations	0	0	0	0
Trespass	0	0		Drug/Narcotic Equipment Violations	0	0	0	0
All Other Offenses	0	0		Gambling - Betting/Wagering	0	0	0	0
Total Group B	0	0		Gambling - Operating/Promoting	0	0	0	0
				Gambling - Equipment Violations	0	0	0	0
				Gambling - Sports Tampering	0	0	0	0
				Pornography/Obscene Material	0	0	0	0
				Prostitution	0	0	0	0
				Prostitution Assisting/Promoting	0	0	0	0
				Purchasing Prostitution	0	0	0	0
				Weapon Law Violations	0	0	0	0
				Total Group A Offenses	0	0	0	0

Crime in Tennessee 2024

(*) Offenses are counted using the FBI Units of Count for Crime
(**) The 'Arrests' column shows arrests made for incidents during the selected period, regardless of arrest date. Arrest counts for the same period may change over time.

Northeast State Community College - NIBRS Agency Crime Overview - 2024

2024 Population Estimate			N/A	Offenses (*)		Arrests (**)		
				Reported	Cleared	Adult	Juvenile	
Offense Overview			Group A Offenses		Crimes Against Persons			
Offense Total	12		Murder	0	0	0	0	
Number Cleared	0		Negligent Manslaughter	0	0	0	0	
Percent Cleared	0.00%		Negligent Vehicular Manslaughter	0	0	0	0	
Group A Crimes per 100,000 population	N/A		Kidnapping/Abduction	0	0	0	0	
			All Rape	0	0	0	0	
			Criminal Sexual Contact	0	0	0	0	
			Incest	0	0	0	0	
			Statutory Rape	0	0	0	0	
Arrest Overview								
Total Arrests	0		Aggravated Assault	0	0	0	0	
Adult Arrests	0		Simple Assault	0	0	0	0	
Juvenile Arrests	0		Intimidation	0	0	0	0	
Unknown Age	0		Stalking	0	0	0	0	
Arrests per 100,000 population	N/A		Commercial Sex Acts	0	0	0	0	
			Involuntary Servitude	0	0	0	0	
Average number offenses/incident	1.20		Crimes Against Property					
			Arson	0	0	0	0	
			Bribery	0	0	0	0	
			Burglary	0	0	0	0	
			Counterfeiting/Forgery	0	0	0	0	
Domestic Violence Victims								
Offense	Reported	Cleared	Murder	0	0	Destruction/Damage/Vandalism	6	0
Aggravated Assault	0	0	Embezzlement	0	0	0	0	
Simple Assault	0	0	Extortion/Blackmail	0	0	0	0	
Intimidation	0	0	Fraud - False Pretenses	0	0	0	0	
Stalking	0	0	Fraud - Credit Card/ATM	0	0	0	0	
All Rape	0	0	Fraud - Impersonation	0	0	0	0	
Criminal Sexual Contact	0	0	Fraud - Welfare	0	0	0	0	
Incest	0	0	Fraud - Wire	0	0	0	0	
Statutory Rape	0	0	Fraud - Identity Theft	0	0	0	0	
Kidnapping/Abduction	0	0	Fraud - Computer Hacking/Invasion	0	0	0	0	
Commercial Sex Acts	0	0	Robbery	0	0	0	0	
Involuntary Servitude	0	0	Theft - Pocket-picking	0	0	0	0	
Total	0	0	Theft - Purse Snatching	0	0	0	0	
			Theft - Shoplifting	0	0	0	0	
Group B Arrests			Theft From Building	4	0	0	0	
Offense	Adult	Juvenile	Theft From Coin Machine	0	0	0	0	
Bad Checks	0	0	Theft From Motor Vehicle	0	0	0	0	
Curfew/Vagrancy	0	0	Theft of Motor Vehicle Parts	0	0	0	0	
Disorderly Conduct	0	0	Theft - All Other Larceny	2	0	0	0	
DUI	0	0	Motor Vehicle Theft	0	0	0	0	
Drunkenness	0	0	Stolen Property Offenses	0	0	0	0	
Family-Non Violent	0	0	Crimes Against Society					
Liquor Law Violations	0	0	Animal Cruelty	0	0	0	0	
Peeping Tom	0	0	Drug/Narcotic Violations	0	0	0	0	
Trespass	0	0	Drug/Narcotic Equipment Violations	0	0	0	0	
All Other Offenses	0	0	Gambling - Betting/Wagering	0	0	0	0	
Total Group B	0	0	Gambling - Operating/Promoting	0	0	0	0	
			Gambling - Equipment Violations	0	0	0	0	
			Gambling - Sports Tampering	0	0	0	0	
			Pornography/Obscene Material	0	0	0	0	
			Prostitution	0	0	0	0	
			Prostitution Assisting/Promoting	0	0	0	0	
			Purchasing Prostitution	0	0	0	0	
			Weapon Law Violations	0	0	0	0	
			Total Group A Offenses	12	0	0	0	

Crime in Tennessee 2024

(*) Offenses are counted using the FBI Units of Count for Crime
(**) The 'Arrests' column shows arrests made for incidents during the selected period, regardless of arrest date. Arrest counts for the same period may change over time.

Roane State Community College - NIBRS Agency Crime Overview - 2024

2024 Population Estimate			N/A	Offenses (*)		Arrests (**)		
				Reported	Cleared	Adult	Juvenile	
Offense Overview				Crimes Against Persons				
Offense Total		5		Murder	0	0	0	0
Number Cleared		3		Negligent Manslaughter	0	0	0	0
Percent Cleared		60.00%		Negligent Vehicular Manslaughter	0	0	0	0
Group A Crimes per 100,000 population		N/A		Kidnapping/Abduction	0	0	0	0
				All Rape	0	0	0	0
				Criminal Sexual Contact	0	0	0	0
				Incest	0	0	0	0
				Statutory Rape	0	0	0	0
Arrest Overview				Aggravated Assault	0	0	0	0
Total Arrests		1		Simple Assault	0	0	0	0
Adult Arrests		1		Intimidation	1	1	1	0
Juvenile Arrests		0		Stalking	2	1	0	0
Unknown Age		0		Commercial Sex Acts	0	0	0	0
Arrests per 100,000 population		N/A		Involuntary Servitude	0	0	0	0
				Crimes Against Property				
Average number offenses/incident		1.00		Arson	0	0	0	0
				Bribery	0	0	0	0
				Burglary	0	0	0	0
Domestic Violence Victims				Counterfeiting/Forgery	0	0	0	0
Offense	Reported	Cleared		Destruction/Damage/Vandalism	1	0	0	0
Murder	0	0		Embezzlement	0	0	0	0
Aggravated Assault	0	0		Extortion/Blackmail	0	0	0	0
Simple Assault	0	0		Fraud - False Pretenses	0	0	0	0
Intimidation	0	0		Fraud - Credit Card/ATM	0	0	0	0
Stalking	1	1		Fraud - Impersonation	0	0	0	0
All Rape	0	0		Fraud - Welfare	0	0	0	0
Criminal Sexual Contact	0	0		Fraud - Wire	0	0	0	0
Incest	0	0		Fraud - Identity Theft	0	0	0	0
Statutory Rape	0	0		Fraud - Computer Hacking/Invasion	0	0	0	0
Kidnapping/Abduction	0	0		Robbery	0	0	0	0
Commercial Sex Acts	0	0		Theft - Pocket-picking	0	0	0	0
Involuntary Servitude	0	0		Theft - Purse Snatching	0	0	0	0
Total	1	1		Theft - Shoplifting	0	0	0	0
				Theft From Building	1	1	0	0
Group B Arrests				Theft From Coin Machine	0	0	0	0
Offense	Adult	Juvenile		Theft From Motor Vehicle	0	0	0	0
Bad Checks	0	0		Theft of Motor Vehicle Parts	0	0	0	0
Curfew/Vagrancy	0	0		Theft - All Other Larceny	0	0	0	0
Disorderly Conduct	0	0		Motor Vehicle Theft	0	0	0	0
DUI	0	0		Stolen Property Offenses	0	0	0	0
Drunkenness	0	0		Crimes Against Society				
Family-Non Violent	0	0		Animal Cruelty	0	0	0	0
Liquor Law Violations	0	0		Drug/Narcotic Violations	0	0	0	0
Peeping Tom	0	0		Drug/Narcotic Equipment Violations	0	0	0	0
Trespass	0	0		Gambling - Betting/Wagering	0	0	0	0
All Other Offenses	0	0		Gambling - Operating/Promoting	0	0	0	0
Total Group B	0	0		Gambling - Equipment Violations	0	0	0	0
				Gambling - Sports Tampering	0	0	0	0
				Pornography/Obscene Material	0	0	0	0
				Prostitution	0	0	0	0
				Prostitution Assisting/Promoting	0	0	0	0
				Purchasing Prostitution	0	0	0	0
				Weapon Law Violations	0	0	0	0
				Total Group A Offenses	5	3	1	0

Crime in Tennessee 2024

(*) Offenses are counted using the FBI Units of Count for Crime
(**) The 'Arrests' column shows arrests made for incidents during the selected period, regardless of arrest date. Arrest counts for the same period may change over time.

Southern Adventist University - NIBRS Agency Crime Overview - 2024

2024 Population Estimate			N/A	Offenses (*)		Arrests (**)		
				Reported	Cleared	Adult	Juvenile	
Offense Overview				Crimes Against Persons				
Offense Total		20	Murder	0	0	0	0	
Number Cleared		3	Negligent Manslaughter	0	0	0	0	
Percent Cleared		15.00%	Negligent Vehicular Manslaughter	0	0	0	0	
Group A Crimes per 100,000 population		N/A	Kidnapping/Abduction	0	0	0	0	
			All Rape	0	0	0	0	
			Criminal Sexual Contact	0	0	0	0	
			Incest	0	0	0	0	
Arrest Overview				Statutory Rape	0	0	0	0
Total Arrests		4	Aggravated Assault	0	0	0	0	
Adult Arrests		3	Simple Assault	1	1	1	0	
Juvenile Arrests		1	Intimidation	4	0	0	0	
Unknown Age		0	Stalking	1	0	0	0	
Arrests per 100,000 population		N/A	Commercial Sex Acts	0	0	0	0	
			Involuntary Servitude	0	0	0	0	
			Crimes Against Property					
Average number offenses/incident		1.05	Arson	0	0	0	0	
Domestic Violence Victims				Bribery	0	0	0	0
				Burglary	1	0	0	0
Offense	Reported	Cleared		Counterfeiting/Forgery	0	0	0	0
Murder	0	0		Destruction/Damage/Vandalism	0	0	0	0
Aggravated Assault	0	0		Embezzlement	0	0	0	0
Simple Assault	0	0		Extortion/Blackmail	0	0	0	0
Intimidation	0	0		Fraud - False Pretenses	0	0	0	0
Stalking	0	0		Fraud - Credit Card/ATM	0	0	0	0
All Rape	0	0		Fraud - Impersonation	0	0	0	0
Criminal Sexual Contact	0	0		Fraud - Welfare	0	0	0	0
Incest	0	0		Fraud - Wire	0	0	0	0
Statutory Rape	0	0		Fraud - Identity Theft	0	0	0	0
Kidnapping/Abduction	0	0		Fraud - Computer Hacking/Invasion	0	0	0	0
Commercial Sex Acts	0	0		Robbery	0	0	0	0
Involuntary Servitude	0	0		Theft - Pocket-picking	0	0	0	0
Total	0	0		Theft - Purse Snatching	0	0	0	0
				Theft - Shoplifting	2	0	0	0
Group B Arrests				Theft From Building	6	1	0	1
Offense	Adult	Juvenile		Theft From Coin Machine	0	0	0	0
Bad Checks	0	0		Theft From Motor Vehicle	3	0	0	0
Curfew/Vagrancy	0	0		Theft of Motor Vehicle Parts	0	0	0	0
Disorderly Conduct	0	0		Theft - All Other Larceny	1	0	0	0
DUI	0	0		Motor Vehicle Theft	0	0	0	0
Drunkenness	0	0		Stolen Property Offenses	0	0	0	0
Family-Non Violent	0	0		Crimes Against Society				
Liquor Law Violations	0	0		Animal Cruelty	0	0	0	0
Peeping Tom	0	0		Drug/Narcotic Violations	0	0	0	0
Trespass	1	0		Drug/Narcotic Equipment Violations	0	0	0	0
All Other Offenses	0	0		Gambling - Betting/Wagering	0	0	0	0
Total Group B	1	0		Gambling - Operating/Promoting	0	0	0	0
				Gambling - Equipment Violations	0	0	0	0
				Gambling - Sports Tampering	0	0	0	0
				Pornography/Obscene Material	0	0	0	0
				Prostitution	0	0	0	0
				Prostitution Assisting/Promoting	0	0	0	0
				Purchasing Prostitution	0	0	0	0
				Weapon Law Violations	1	1	1	0
			Total Group A Offenses		20	3	2	1

Crime in Tennessee 2024

(*) Offenses are counted using the FBI Units of Count for Crime
(**) The 'Arrests' column shows arrests made for incidents during the selected period, regardless of arrest date. Arrest counts for the same period may change over time.

Tennessee College of Applied Technology at Jackson - NIBRS Agency Crime Overview - 2024

2024 Population Estimate			N/A	Offenses (*)		Arrests (**)	
				Reported	Cleared	Adult	Juvenile
Offense Overview				Crimes Against Persons			
Offense Total			0	Murder	0	0	0
Number Cleared			0	Negligent Manslaughter	0	0	0
Percent Cleared			0.00%	Negligent Vehicular Manslaughter	0	0	0
Group A Crimes per 100,000 population			N/A	Kidnapping/Abduction	0	0	0
				All Rape	0	0	0
				Criminal Sexual Contact	0	0	0
				Incest	0	0	0
Arrest Overview				Statutory Rape	0	0	0
Total Arrests			0	Aggravated Assault	0	0	0
Adult Arrests			0	Simple Assault	0	0	0
Juvenile Arrests			0	Intimidation	0	0	0
Unknown Age			0	Stalking	0	0	0
Arrests per 100,000 population			N/A	Commercial Sex Acts	0	0	0
				Involuntary Servitude	0	0	0
				Crimes Against Property			
Average number offenses/incident			0.00	Arson	0	0	0
				Bribery	0	0	0
Domestic Violence Victims				Burglary	0	0	0
Offense	Reported	Cleared		Counterfeiting/Forgery	0	0	0
Murder	0	0		Destruction/Damage/Vandalism	0	0	0
Aggravated Assault	0	0		Embezzlement	0	0	0
Simple Assault	0	0		Extortion/Blackmail	0	0	0
Intimidation	0	0		Fraud - False Pretenses	0	0	0
Stalking	0	0		Fraud - Credit Card/ATM	0	0	0
All Rape	0	0		Fraud - Impersonation	0	0	0
Criminal Sexual Contact	0	0		Fraud - Welfare	0	0	0
Incest	0	0		Fraud - Wire	0	0	0
Statutory Rape	0	0		Fraud - Identity Theft	0	0	0
Kidnapping/Abduction	0	0		Fraud - Computer Hacking/Invasion	0	0	0
Commercial Sex Acts	0	0		Robbery	0	0	0
Involuntary Servitude	0	0		Theft - Pocket-picking	0	0	0
Total	0	0		Theft - Purse Snatching	0	0	0
				Theft - Shoplifting	0	0	0
Group B Arrests				Theft From Building	0	0	0
Offense	Adult	Juvenile		Theft From Coin Machine	0	0	0
Bad Checks	0	0		Theft From Motor Vehicle	0	0	0
Curfew/Vagrancy	0	0		Theft of Motor Vehicle Parts	0	0	0
Disorderly Conduct	0	0		Theft - All Other Larceny	0	0	0
DUI	0	0		Motor Vehicle Theft	0	0	0
Drunkenness	0	0		Stolen Property Offenses	0	0	0
Family-Non Violent	0	0		Crimes Against Society			
Liquor Law Violations	0	0		Animal Cruelty	0	0	0
Peeping Tom	0	0		Drug/Narcotic Violations	0	0	0
Trespass	0	0		Drug/Narcotic Equipment Violations	0	0	0
All Other Offenses	0	0		Gambling - Betting/Wagering	0	0	0
Total Group B	0	0		Gambling - Operating/Promoting	0	0	0
				Gambling - Equipment Violations	0	0	0
				Gambling - Sports Tampering	0	0	0
				Pornography/Obscene Material	0	0	0
				Prostitution	0	0	0
				Prostitution Assisting/Promoting	0	0	0
				Purchasing Prostitution	0	0	0
				Weapon Law Violations	0	0	0
				Total Group A Offenses	0	0	0

Crime in Tennessee 2024

(*) Offenses are counted using the FBI Units of Count for Crime
(**) The 'Arrests' column shows arrests made for incidents during the selected period, regardless of arrest date. Arrest counts for the same period may change over time.

Tennessee College of Applied Technology at Knoxville - NIBRS Agency Crime Overview - 2024

2024 Population Estimate			N/A	Offenses (*)		Arrests (**)	
				Reported	Cleared	Adult	Juvenile
Offense Overview				Crimes Against Persons			
Offense Total	2		Murder	0	0	0	0
Number Cleared	1		Negligent Manslaughter	0	0	0	0
Percent Cleared	50.00%		Negligent Vehicular Manslaughter	0	0	0	0
Group A Crimes per 100,000 population	N/A		Kidnapping/Abduction	0	0	0	0
			All Rape	0	0	0	0
			Criminal Sexual Contact	0	0	0	0
			Incest	0	0	0	0
			Statutory Rape	0	0	0	0
Arrest Overview							
Total Arrests	1		Aggravated Assault	0	0	0	0
Adult Arrests	1		Simple Assault	0	0	0	0
Juvenile Arrests	0		Intimidation	1	1	1	0
Unknown Age	0		Stalking	0	0	0	0
Arrests per 100,000 population	N/A		Commercial Sex Acts	0	0	0	0
			Involuntary Servitude	0	0	0	0
			Crimes Against Property				
Average number offenses/incident	1.00		Arson	0	0	0	0
Domestic Violence Victims			Bribery	0	0	0	0
			Burglary	0	0	0	0
Offense	Reported	Cleared	Counterfeiting/Forgery	0	0	0	0
Murder	0	0	Destruction/Damage/Vandalism	0	0	0	0
Aggravated Assault	0	0	Embezzlement	0	0	0	0
Simple Assault	0	0	Extortion/Blackmail	0	0	0	0
Intimidation	0	0	Fraud - False Pretenses	0	0	0	0
Stalking	0	0	Fraud - Credit Card/ATM	0	0	0	0
All Rape	0	0	Fraud - Impersonation	0	0	0	0
Criminal Sexual Contact	0	0	Fraud - Welfare	0	0	0	0
Incest	0	0	Fraud - Wire	0	0	0	0
Statutory Rape	0	0	Fraud - Identity Theft	0	0	0	0
Kidnapping/Abduction	0	0	Fraud - Computer Hacking/Invasion	0	0	0	0
Commercial Sex Acts	0	0	Robbery	0	0	0	0
Involuntary Servitude	0	0	Theft - Pocket-picking	0	0	0	0
Total	0	0	Theft - Purse Snatching	0	0	0	0
			Theft - Shoplifting	0	0	0	0
Group B Arrests			Theft From Building	1	0	0	0
Offense	Adult	Juvenile	Theft From Coin Machine	0	0	0	0
Bad Checks	0	0	Theft From Motor Vehicle	0	0	0	0
Curfew/Vagrancy	0	0	Theft of Motor Vehicle Parts	0	0	0	0
Disorderly Conduct	0	0	Theft - All Other Larceny	0	0	0	0
DUI	0	0	Motor Vehicle Theft	0	0	0	0
Drunkenness	0	0	Stolen Property Offenses	0	0	0	0
Family-Non Violent	0	0	Crimes Against Society				
Liquor Law Violations	0	0	Animal Cruelty	0	0	0	0
Peeping Tom	0	0	Drug/Narcotic Violations	0	0	0	0
Trespass	0	0	Drug/Narcotic Equipment Violations	0	0	0	0
All Other Offenses	0	0	Gambling - Betting/Wagering	0	0	0	0
Total Group B	0	0	Gambling - Operating/Promoting	0	0	0	0
			Gambling - Equipment Violations	0	0	0	0
			Gambling - Sports Tampering	0	0	0	0
			Pornography/Obscene Material	0	0	0	0
			Prostitution	0	0	0	0
			Prostitution Assisting/Promoting	0	0	0	0
			Purchasing Prostitution	0	0	0	0
			Weapon Law Violations	0	0	0	0
			Total Group A Offenses	2	1	1	0

Crime in Tennessee 2024

(*) Offenses are counted using the FBI Units of Count for Crime
(**) The 'Arrests' column shows arrests made for incidents during the selected period, regardless of arrest date. Arrest counts for the same period may change over time.

Tennessee College of Applied Technology at Oneida - NIBRS Agency Crime Overview - 2024

2024 Population Estimate			N/A	Offenses (*)		Arrests (**)		
				Reported	Cleared	Adult	Juvenile	
Offense Overview				Crimes Against Persons				
Offense Total			0	Murder	0	0	0	0
Number Cleared			0	Negligent Manslaughter	0	0	0	0
Percent Cleared			0.00%	Negligent Vehicular Manslaughter	0	0	0	0
Group A Crimes per 100,000 population			N/A	Kidnapping/Abduction	0	0	0	0
				All Rape	0	0	0	0
				Criminal Sexual Contact	0	0	0	0
				Incest	0	0	0	0
Arrest Overview				Statutory Rape	0	0	0	0
Total Arrests			0	Aggravated Assault	0	0	0	0
Adult Arrests			0	Simple Assault	0	0	0	0
Juvenile Arrests			0	Intimidation	0	0	0	0
Unknown Age			0	Stalking	0	0	0	0
Arrests per 100,000 population			N/A	Commercial Sex Acts	0	0	0	0
				Involuntary Servitude	0	0	0	0
				Crimes Against Property				
Average number offenses/incident			0.00	Arson	0	0	0	0
				Bribery	0	0	0	0
Domestic Violence Victims				Burglary	0	0	0	0
Offense	Reported	Cleared		Counterfeiting/Forgery	0	0	0	0
Murder	0	0		Destruction/Damage/Vandalism	0	0	0	0
Aggravated Assault	0	0		Embezzlement	0	0	0	0
Simple Assault	0	0		Extortion/Blackmail	0	0	0	0
Intimidation	0	0		Fraud - False Pretenses	0	0	0	0
Stalking	0	0		Fraud - Credit Card/ATM	0	0	0	0
All Rape	0	0		Fraud - Impersonation	0	0	0	0
Criminal Sexual Contact	0	0		Fraud - Welfare	0	0	0	0
Incest	0	0		Fraud - Wire	0	0	0	0
Statutory Rape	0	0		Fraud - Identity Theft	0	0	0	0
Kidnapping/Abduction	0	0		Fraud - Computer Hacking/Invasion	0	0	0	0
Commercial Sex Acts	0	0		Robbery	0	0	0	0
Involuntary Servitude	0	0		Theft - Pocket-picking	0	0	0	0
Total	0	0		Theft - Purse Snatching	0	0	0	0
				Theft - Shoplifting	0	0	0	0
Group B Arrests				Theft From Building	0	0	0	0
Offense	Adult	Juvenile		Theft From Coin Machine	0	0	0	0
Bad Checks	0	0		Theft From Motor Vehicle	0	0	0	0
Curfew/Vagrancy	0	0		Theft of Motor Vehicle Parts	0	0	0	0
Disorderly Conduct	0	0		Theft - All Other Larceny	0	0	0	0
DUI	0	0		Motor Vehicle Theft	0	0	0	0
Drunkenness	0	0		Stolen Property Offenses	0	0	0	0
Family-Non Violent	0	0		Crimes Against Society				
Liquor Law Violations	0	0		Animal Cruelty	0	0	0	0
Peeping Tom	0	0		Drug/Narcotic Violations	0	0	0	0
Trespass	0	0		Drug/Narcotic Equipment Violations	0	0	0	0
All Other Offenses	0	0		Gambling - Betting/Wagering	0	0	0	0
Total Group B	0	0		Gambling - Operating/Promoting	0	0	0	0
				Gambling - Equipment Violations	0	0	0	0
				Gambling - Sports Tampering	0	0	0	0
				Pornography/Obscene Material	0	0	0	0
				Prostitution	0	0	0	0
				Prostitution Assisting/Promoting	0	0	0	0
				Purchasing Prostitution	0	0	0	0
				Weapon Law Violations	0	0	0	0
				Total Group A Offenses	0	0	0	0

Crime in Tennessee 2024

(*) Offenses are counted using the FBI Units of Count for Crime
(**) The 'Arrests' column shows arrests made for incidents during the selected period, regardless of arrest date. Arrest counts for the same period may change over time.

University of the South - NIBRS Agency Crime Overview - 2024

2024 Population Estimate			N/A	Offenses (*)		Arrests (**)	
				Reported	Cleared	Adult	Juvenile
Offense Overview				Crimes Against Persons			
Offense Total		50	Murder	0	0	0	0
Number Cleared		5	Negligent Manslaughter	0	0	0	0
Percent Cleared		10.00%	Negligent Vehicular Manslaughter	0	0	0	0
Group A Crimes per 100,000 population	N/A		Kidnapping/Abduction	0	0	0	0
			All Rape	0	0	0	0
			Criminal Sexual Contact	0	0	0	0
			Incest	0	0	0	0
			Statutory Rape	0	0	0	0
Arrest Overview							
Total Arrests		18	Aggravated Assault	2	0	0	0
Adult Arrests		18	Simple Assault	6	2	1	0
Juvenile Arrests		0	Intimidation	5	0	0	0
Unknown Age		0	Stalking	1	0	0	0
Arrests per 100,000 population	N/A		Commercial Sex Acts	0	0	0	0
			Involuntary Servitude	0	0	0	0
			Crimes Against Property				
Average number offenses/incident		1.02	Arson	0	0	0	0
Domestic Violence Victims			Bribery	0	0	0	0
			Burglary	2	1	1	0
Offense	Reported	Cleared	Counterfeiting/Forgery	1	1	1	0
Murder	0	0	Destruction/Damage/Vandalism	4	0	0	0
Aggravated Assault	0	0	Embezzlement	0	0	0	0
Simple Assault	0	0	Extortion/Blackmail	0	0	0	0
Intimidation	0	0	Fraud - False Pretenses	1	0	0	0
Stalking	0	0	Fraud - Credit Card/ATM	0	0	0	0
All Rape	0	0	Fraud - Impersonation	0	0	0	0
Criminal Sexual Contact	0	0	Fraud - Welfare	0	0	0	0
Incest	0	0	Fraud - Wire	0	0	0	0
Statutory Rape	0	0	Fraud - Identity Theft	0	0	0	0
Kidnapping/Abduction	0	0	Fraud - Computer Hacking/Invasion	0	0	0	0
Commercial Sex Acts	0	0	Robbery	0	0	0	0
Involuntary Servitude	0	0	Theft - Pocket-picking	0	0	0	0
Total	0	0	Theft - Purse Snatching	0	0	0	0
Group B Arrests			Theft - Shoplifting	0	0	0	0
			Theft From Building	0	0	0	0
Offense	Adult	Juvenile	Theft From Coin Machine	0	0	0	0
Bad Checks	0	0	Theft From Motor Vehicle	0	0	0	0
Curfew/Vagrancy	0	0	Theft of Motor Vehicle Parts	1	0	0	0
Disorderly Conduct	3	0	Theft - All Other Larceny	20	0	0	0
DUI	1	0	Motor Vehicle Theft	0	0	0	0
Drunkenness	3	0	Stolen Property Offenses	0	0	0	0
Family-Non Violent	0	0	Crimes Against Society				
Liquor Law Violations	2	0	Animal Cruelty	0	0	0	0
Peeping Tom	0	0	Drug/Narcotic Violations	5	1	1	0
Trespass	2	0	Drug/Narcotic Equipment Violations	0	0	0	0
All Other Offenses	3	0	Gambling - Betting/Wagering	0	0	0	0
Total Group B	14	0	Gambling - Operating/Promoting	0	0	0	0
			Gambling - Equipment Violations	0	0	0	0
			Gambling - Sports Tampering	0	0	0	0
			Pornography/Obscene Material	0	0	0	0
			Prostitution	0	0	0	0
			Prostitution Assisting/Promoting	0	0	0	0
			Purchasing Prostitution	0	0	0	0
			Weapon Law Violations	2	0	0	0
			Total Group A Offenses	50	5	4	0

Crime in Tennessee 2024

(*) Offenses are counted using the FBI Units of Count for Crime
(**) The 'Arrests' column shows arrests made for incidents during the selected period, regardless of arrest date. Arrest counts for the same period may change over time.

Walters State Community College - NIBRS Agency Crime Overview - 2024

2024 Population Estimate			N/A	Offenses (*)		Arrests (**)		
				Reported	Cleared	Adult	Juvenile	
Offense Overview				Crimes Against Persons				
Offense Total		1	Murder	0	0	0	0	
Number Cleared		0	Negligent Manslaughter	0	0	0	0	
Percent Cleared		0.00%	Negligent Vehicular Manslaughter	0	0	0	0	
Group A Crimes per 100,000 population		N/A	Kidnapping/Abduction	0	0	0	0	
			All Rape	0	0	0	0	
			Criminal Sexual Contact	0	0	0	0	
			Incest	0	0	0	0	
Arrest Overview				Statutory Rape	0	0	0	0
Total Arrests		1	Aggravated Assault	0	0	0	0	
Adult Arrests		1	Simple Assault	1	0	0	0	
Juvenile Arrests		0	Intimidation	0	0	0	0	
Unknown Age		0	Stalking	0	0	0	0	
Arrests per 100,000 population		N/A	Commercial Sex Acts	0	0	0	0	
			Involuntary Servitude	0	0	0	0	
			Crimes Against Property					
Average number offenses/incident		1.00	Arson	0	0	0	0	
Domestic Violence Victims				Bribery	0	0	0	0
			Burglary	0	0	0	0	
Offense	Reported	Cleared		Counterfeiting/Forgery	0	0	0	0
Murder	0	0		Destruction/Damage/Vandalism	0	0	0	0
Aggravated Assault	0	0		Embezzlement	0	0	0	0
Simple Assault	0	0		Extortion/Blackmail	0	0	0	0
Intimidation	0	0		Fraud - False Pretenses	0	0	0	0
Stalking	0	0		Fraud - Credit Card/ATM	0	0	0	0
All Rape	0	0		Fraud - Impersonation	0	0	0	0
Criminal Sexual Contact	0	0		Fraud - Welfare	0	0	0	0
Incest	0	0		Fraud - Wire	0	0	0	0
Statutory Rape	0	0		Fraud - Identity Theft	0	0	0	0
Kidnapping/Abduction	0	0		Fraud - Computer Hacking/Invasion	0	0	0	0
Commercial Sex Acts	0	0		Robbery	0	0	0	0
Involuntary Servitude	0	0		Theft - Pocket-picking	0	0	0	0
Total	0	0		Theft - Purse Snatching	0	0	0	0
				Theft - Shoplifting	0	0	0	0
Group B Arrests				Theft From Building	0	0	0	0
Offense	Adult	Juvenile		Theft From Coin Machine	0	0	0	0
Bad Checks	0	0		Theft From Motor Vehicle	0	0	0	0
Curfew/Vagrancy	0	0		Theft of Motor Vehicle Parts	0	0	0	0
Disorderly Conduct	0	0		Theft - All Other Larceny	0	0	0	0
DUI	0	0		Motor Vehicle Theft	0	0	0	0
Drunkenness	0	0		Stolen Property Offenses	0	0	0	0
Family-Non Violent	0	0		Crimes Against Society				
Liquor Law Violations	0	0		Animal Cruelty	0	0	0	0
Peeping Tom	0	0		Drug/Narcotic Violations	0	0	0	0
Trespass	0	0		Drug/Narcotic Equipment Violations	0	0	0	0
All Other Offenses	1	0		Gambling - Betting/Wagering	0	0	0	0
Total Group B	1	0		Gambling - Operating/Promoting	0	0	0	0
				Gambling - Equipment Violations	0	0	0	0
				Gambling - Sports Tampering	0	0	0	0
				Pornography/Obscene Material	0	0	0	0
				Prostitution	0	0	0	0
				Prostitution Assisting/Promoting	0	0	0	0
				Purchasing Prostitution	0	0	0	0
				Weapon Law Violations	0	0	0	0
				Total Group A Offenses	1	0	0	0

Crime in Tennessee 2024

(*) Offenses are counted using the FBI Units of Count for Crime
(**) The 'Arrests' column shows arrests made for incidents during the selected period, regardless of arrest date. Arrest counts for the same period may change over time.

Welch College - NIBRS Agency Crime Overview - 2024

2024 Population Estimate			N/A	Offenses (*)		Arrests (**)		
				Reported	Cleared	Adult	Juvenile	
Offense Overview				Crimes Against Persons				
Offense Total		0		Murder	0	0	0	0
Number Cleared		0		Negligent Manslaughter	0	0	0	0
Percent Cleared		0.00%		Negligent Vehicular Manslaughter	0	0	0	0
Group A Crimes per 100,000 population		N/A		Kidnapping/Abduction	0	0	0	0
				All Rape	0	0	0	0
				Criminal Sexual Contact	0	0	0	0
				Incest	0	0	0	0
Arrest Overview				Statutory Rape	0	0	0	0
Total Arrests		0		Aggravated Assault	0	0	0	0
Adult Arrests		0		Simple Assault	0	0	0	0
Juvenile Arrests		0		Intimidation	0	0	0	0
Unknown Age		0		Stalking	0	0	0	0
Arrests per 100,000 population		N/A		Commercial Sex Acts	0	0	0	0
				Involuntary Servitude	0	0	0	0
				Crimes Against Property				
Average number offenses/incident		0.00		Arson	0	0	0	0
Domestic Violence Victims				Bribery	0	0	0	0
				Burglary	0	0	0	0
Offense	Reported	Cleared		Counterfeiting/Forgery	0	0	0	0
Murder	0	0		Destruction/Damage/Vandalism	0	0	0	0
Aggravated Assault	0	0		Embezzlement	0	0	0	0
Simple Assault	0	0		Extortion/Blackmail	0	0	0	0
Intimidation	0	0		Fraud - False Pretenses	0	0	0	0
Stalking	0	0		Fraud - Credit Card/ATM	0	0	0	0
All Rape	0	0		Fraud - Impersonation	0	0	0	0
Criminal Sexual Contact	0	0		Fraud - Welfare	0	0	0	0
Incest	0	0		Fraud - Wire	0	0	0	0
Statutory Rape	0	0		Fraud - Identity Theft	0	0	0	0
Kidnapping/Abduction	0	0		Fraud - Computer Hacking/Invasion	0	0	0	0
Commercial Sex Acts	0	0		Robbery	0	0	0	0
Involuntary Servitude	0	0		Theft - Pocket-picking	0	0	0	0
Total	0	0		Theft - Purse Snatching	0	0	0	0
				Theft - Shoplifting	0	0	0	0
Group B Arrests				Theft From Building	0	0	0	0
Offense	Adult	Juvenile		Theft From Coin Machine	0	0	0	0
Bad Checks	0	0		Theft From Motor Vehicle	0	0	0	0
Curfew/Vagrancy	0	0		Theft of Motor Vehicle Parts	0	0	0	0
Disorderly Conduct	0	0		Theft - All Other Larceny	0	0	0	0
DUI	0	0		Motor Vehicle Theft	0	0	0	0
Drunkenness	0	0		Stolen Property Offenses	0	0	0	0
Family-Non Violent	0	0		Crimes Against Society				
Liquor Law Violations	0	0		Animal Cruelty	0	0	0	0
Peeping Tom	0	0		Drug/Narcotic Violations	0	0	0	0
Trespass	0	0		Drug/Narcotic Equipment Violations	0	0	0	0
All Other Offenses	0	0		Gambling - Betting/Wagering	0	0	0	0
Total Group B	0	0		Gambling - Operating/Promoting	0	0	0	0
				Gambling - Equipment Violations	0	0	0	0
				Gambling - Sports Tampering	0	0	0	0
				Pornography/Obscene Material	0	0	0	0
				Prostitution	0	0	0	0
				Prostitution Assisting/Promoting	0	0	0	0
				Purchasing Prostitution	0	0	0	0
				Weapon Law Violations	0	0	0	0
				Total Group A Offenses	0	0	0	0

Crime in Tennessee 2024

(*) Offenses are counted using the FBI Units of Count for Crime
(**) The 'Arrests' column shows arrests made for incidents during the selected period, regardless of arrest date. Arrest counts for the same period may change over time.



Crime on Campus 2024

Off-Campus Institutions

Crimes Against College Students as Reported by Local Agencies

Austin Peay State University - 2024

GROUP A OFFENSES	Total # of Incidents	Total # of Clearances
Arson	0	0
Assault	2	0
Aggravated Assault	0	0
Simple Assault	2	0
Intimidation	0	0
Stalking	0	0
Bribery	0	0
Burglary	0	0
Counterfeiting/Forgery	0	0
Destruction/Damage/Vandalism	0	0
Drug/Narcotic Offenses	0	0
Drug/Narcotic Violations	0	0
Drug/Narcotic Equipment Violations	0	0
Embezzlement	0	0
Extortion/Blackmail	0	0
Fraud Offenses	0	0
Fraud - Computer Hacking/Invasion	0	0
Fraud - Credit Card/ATM	0	0
Fraud - False Pretenses	0	0
Fraud - Identity Theft	0	0
Fraud - Impersonation	0	0
Fraud - Welfare	0	0
Fraud - Wire	0	0
Gambling Offenses	0	0
Gambling - Betting/Wagering	0	0
Gambling - Operating/Promoting	0	0
Gambling - Equipment Violations	0	0
Gambling - Sports Tampering	0	0
Homicide Offenses	0	0
Murder	0	0
Negligent Manslaughter	0	0
Negligent Vehicular Manslaughter	0	0
Motor Vehicle Theft	1	0
Pornography/Obscene Material	0	0
Robbery	0	0
Stolen Property Offenses	0	0
Weapon Law Violations	0	0
Kidnapping/Abduction	0	0

GROUP A OFFENSES	Total # of Incidents	Total # of Clearances
Larceny/Theft Offenses	1	0
Theft - Pocket-picking	0	0
Theft - Purse Snatching	0	0
Theft - Shoplifting	0	0
Theft From Building	0	0
Theft From Coin Machine	0	0
Theft From Motor Vehicle	1	0
Theft of Motor Vehicle Parts	0	0
Theft - All Other Larceny	0	0
Prostitution Offenses	0	0
Prostitution	0	0
Prostitution Assisting/Promoting	0	0
Purchasing Prostitution	0	0
Sex Offenses, Forcible	2	0
Forcible Rape	2	0
Forcible Sodomy	0	0
Sexual Assault W/Object	0	0
Criminal Sexual Contact	0	0
Sex Offenses, Non Forcible	0	0
Incest	0	0
Statutory Rape	0	0
Human Trafficking Offenses	0	0
Commercial Sex Acts	0	0
Involuntary Servitude	0	0

Reporting Agency:



Crime off Campus 2024

Crimes Against College Students as Reported by Local Agencies
Christian Brothers University - Campus Police and Safety - 2024

GROUP A OFFENSES	Total # of Incidents	Total # of Clearances
Arson	0	0
Assault	0	0
Aggravated Assault	0	0
Simple Assault	0	0
Intimidation	0	0
Stalking	0	0
Bribery	0	0
Burglary	0	0
Counterfeiting/Forgery	0	0
Destruction/Damage/Vandalism	1	0
Drug/Narcotic Offenses	0	0
Drug/Narcotic Violations	0	0
Drug/Narcotic Equipment Violations	0	0
Embezzlement	0	0
Extortion/Blackmail	0	0
Fraud Offenses	0	0
Fraud - Computer Hacking/Invasion	0	0
Fraud - Credit Card/ATM	0	0
Fraud - False Pretenses	0	0
Fraud - Identity Theft	0	0
Fraud - Impersonation	0	0
Fraud - Welfare	0	0
Fraud - Wire	0	0
Gambling Offenses	0	0
Gambling - Betting/Wagering	0	0
Gambling - Operating/Promoting	0	0
Gambling - Equipment Violations	0	0
Gambling - Sports Tampering	0	0
Homicide Offenses	0	0
Murder	0	0
Negligent Manslaughter	0	0
Negligent Vehicular Manslaughter	0	0
Motor Vehicle Theft	0	0
Pornography/Obscene Material	0	0
Robbery	0	0
Stolen Property Offenses	0	0
Weapon Law Violations	0	0
Kidnapping/Abduction	0	0

GROUP A OFFENSES	Total # of Incidents	Total # of Clearances
Larceny/Theft Offenses	0	0
Theft - Pocket-picking	0	0
Theft - Purse Snatching	0	0
Theft - Shoplifting	0	0
Theft From Building	0	0
Theft From Coin Machine	0	0
Theft From Motor Vehicle	0	0
Theft of Motor Vehicle Parts	0	0
Theft - All Other Larceny	0	0
Prostitution Offenses	0	0
Prostitution	0	0
Prostitution Assisting/Promoting	0	0
Purchasing Prostitution	0	0
Sex Offenses, Forcible	0	0
Forcible Rape	0	0
Forcible Sodomy	0	0
Sexual Assault W/Object	0	0
Criminal Sexual Contact	0	0
Sex Offenses, Non Forcible	0	0
Incest	0	0
Statutory Rape	0	0
Human Trafficking Offenses	0	0
Commercial Sex Acts	0	0
Involuntary Servitude	0	0

Reporting Agency:



Crime off Campus 2024

Crimes Against College Students as Reported by Local Agencies

East Tennessee State University - 2024

GROUP A OFFENSES	Total # of Incidents	Total # of Clearances
Arson	0	0
Assault	6	2
Aggravated Assault	0	0
Simple Assault	3	2
Intimidation	3	0
Stalking	0	0
Bribery	0	0
Burglary	1	0
Counterfeiting/Forgery	0	0
Destruction/Damage/Vandalism	2	0
Drug/Narcotic Offenses	0	0
Drug/Narcotic Violations	0	0
Drug/Narcotic Equipment Violations	0	0
Embezzlement	0	0
Extortion/Blackmail	0	0
Fraud Offenses	1	0
Fraud - Computer Hacking/Invasion	0	0
Fraud - Credit Card/ATM	1	0
Fraud - False Pretenses	0	0
Fraud - Identity Theft	0	0
Fraud - Impersonation	0	0
Fraud - Welfare	0	0
Fraud - Wire	0	0
Gambling Offenses	0	0
Gambling - Betting/Wagering	0	0
Gambling - Operating/Promoting	0	0
Gambling - Equipment Violations	0	0
Gambling - Sports Tampering	0	0
Homicide Offenses	1	1
Murder	0	0
Negligent Manslaughter	0	0
Negligent Vehicular Manslaughter	1	1
Motor Vehicle Theft	0	0
Pornography/Obscene Material	0	0
Robbery	0	0
Stolen Property Offenses	0	0
Weapon Law Violations	0	0
Kidnapping/Abduction	0	0

GROUP A OFFENSES	Total # of Incidents	Total # of Clearances
Larceny/Theft Offenses	4	1
Theft - Pocket-picking	0	0
Theft - Purse Snatching	0	0
Theft - Shoplifting	0	0
Theft From Building	1	0
Theft From Coin Machine	0	0
Theft From Motor Vehicle	2	1
Theft of Motor Vehicle Parts	0	0
Theft - All Other Larceny	1	0
Prostitution Offenses	0	0
Prostitution	0	0
Prostitution Assisting/Promoting	0	0
Purchasing Prostitution	0	0
Sex Offenses, Forcible	1	0
Forcible Rape	1	0
Forcible Sodomy	0	0
Sexual Assault W/Object	0	0
Criminal Sexual Contact	0	0
Sex Offenses, Non Forcible	0	0
Incest	0	0
Statutory Rape	0	0
Human Trafficking Offenses	0	0
Commercial Sex Acts	0	0
Involuntary Servitude	0	0

Reporting Agency:



Crime off Campus 2024

Crimes Against College Students as Reported by Local Agencies

Southwest Tennessee Community College - 2024

GROUP A OFFENSES	Total # of Incidents	Total # of Clearances
Arson	0	0
Assault	1	0
Aggravated Assault	0	0
Simple Assault	0	0
Intimidation	1	0
Stalking	0	0
Bribery	0	0
Burglary	0	0
Counterfeiting/Forgery	0	0
Destruction/Damage/Vandalism	0	0
Drug/Narcotic Offenses	0	0
Drug/Narcotic Violations	0	0
Drug/Narcotic Equipment Violations	0	0
Embezzlement	0	0
Extortion/Blackmail	0	0
Fraud Offenses	0	0
Fraud - Computer Hacking/Invasion	0	0
Fraud - Credit Card/ATM	0	0
Fraud - False Pretenses	0	0
Fraud - Identity Theft	0	0
Fraud - Impersonation	0	0
Fraud - Welfare	0	0
Fraud - Wire	0	0
Gambling Offenses	0	0
Gambling - Betting/Wagering	0	0
Gambling - Operating/Promoting	0	0
Gambling - Equipment Violations	0	0
Gambling - Sports Tampering	0	0
Homicide Offenses	0	0
Murder	0	0
Negligent Manslaughter	0	0
Negligent Vehicular Manslaughter	0	0
Motor Vehicle Theft	0	0
Pornography/Obscene Material	0	0
Robbery	0	0
Stolen Property Offenses	0	0
Weapon Law Violations	0	0
Kidnapping/Abduction	0	0

GROUP A OFFENSES	Total # of Incidents	Total # of Clearances
Larceny/Theft Offenses	0	0
Theft - Pocket-picking	0	0
Theft - Purse Snatching	0	0
Theft - Shoplifting	0	0
Theft From Building	0	0
Theft From Coin Machine	0	0
Theft From Motor Vehicle	0	0
Theft of Motor Vehicle Parts	0	0
Theft - All Other Larceny	0	0
Prostitution Offenses	0	0
Prostitution	0	0
Prostitution Assisting/Promoting	0	0
Purchasing Prostitution	0	0
Sex Offenses, Forcible	0	0
Forcible Rape	0	0
Forcible Sodomy	0	0
Sexual Assault W/Object	0	0
Criminal Sexual Contact	0	0
Sex Offenses, Non Forcible	0	0
Incest	0	0
Statutory Rape	0	0
Human Trafficking Offenses	0	0
Commercial Sex Acts	0	0
Involuntary Servitude	0	0

Reporting Agency:



Crime off Campus 2024

Crimes Against College Students as Reported by Local Agencies

University of Memphis - 2024

GROUP A OFFENSES	Total # of Incidents	Total # of Clearances
Arson	0	0
Assault	3	1
Aggravated Assault	0	0
Simple Assault	2	1
Intimidation	0	0
Stalking	1	0
Bribery	0	0
Burglary	0	0
Counterfeiting/Forgery	0	0
Destruction/Damage/Vandalism	0	0
Drug/Narcotic Offenses	0	0
Drug/Narcotic Violations	0	0
Drug/Narcotic Equipment Violations	0	0
Embezzlement	0	0
Extortion/Blackmail	0	0
Fraud Offenses	1	0
Fraud - Computer Hacking/Invasion	0	0
Fraud - Credit Card/ATM	0	0
Fraud - False Pretenses	0	0
Fraud - Identity Theft	0	0
Fraud - Impersonation	1	0
Fraud - Welfare	0	0
Fraud - Wire	0	0
Gambling Offenses	0	0
Gambling - Betting/Wagering	0	0
Gambling - Operating/Promoting	0	0
Gambling - Equipment Violations	0	0
Gambling - Sports Tampering	0	0
Homicide Offenses	0	0
Murder	0	0
Negligent Manslaughter	0	0
Negligent Vehicular Manslaughter	0	0
Motor Vehicle Theft	2	1
Pornography/Obscene Material	0	0
Robbery	0	0
Stolen Property Offenses	0	0
Weapon Law Violations	0	0
Kidnapping/Abduction	0	0

GROUP A OFFENSES	Total # of Incidents	Total # of Clearances
Larceny/Theft Offenses	0	0
Theft - Pocket-picking	0	0
Theft - Purse Snatching	0	0
Theft - Shoplifting	0	0
Theft From Building	0	0
Theft From Coin Machine	0	0
Theft From Motor Vehicle	0	0
Theft of Motor Vehicle Parts	0	0
Theft - All Other Larceny	0	0
Prostitution Offenses	0	0
Prostitution	0	0
Prostitution Assisting/Promoting	0	0
Purchasing Prostitution	0	0
Sex Offenses, Forcible	0	0
Forcible Rape	0	0
Forcible Sodomy	0	0
Sexual Assault W/Object	0	0
Criminal Sexual Contact	0	0
Sex Offenses, Non Forcible	0	0
Incest	0	0
Statutory Rape	0	0
Human Trafficking Offenses	0	0
Commercial Sex Acts	0	0
Involuntary Servitude	0	0

Reporting Agency:



Crime off Campus 2024

Crimes Against College Students as Reported by Local Agencies
University of Tennessee Health Sciences Center - 2024

GROUP A OFFENSES	Total # of Incidents	Total # of Clearances
Arson	0	0
Assault	0	0
Aggravated Assault	0	0
Simple Assault	0	0
Intimidation	0	0
Stalking	0	0
Bribery	0	0
Burglary	0	0
Counterfeiting/Forgery	0	0
Destruction/Damage/Vandalism	0	0
Drug/Narcotic Offenses	0	0
Drug/Narcotic Violations	0	0
Drug/Narcotic Equipment Violations	0	0
Embezzlement	0	0
Extortion/Blackmail	0	0
Fraud Offenses	0	0
Fraud - Computer Hacking/Invasion	0	0
Fraud - Credit Card/ATM	0	0
Fraud - False Pretenses	0	0
Fraud - Identity Theft	0	0
Fraud - Impersonation	0	0
Fraud - Welfare	0	0
Fraud - Wire	0	0
Gambling Offenses	0	0
Gambling - Betting/Wagering	0	0
Gambling - Operating/Promoting	0	0
Gambling - Equipment Violations	0	0
Gambling - Sports Tampering	0	0
Homicide Offenses	0	0
Murder	0	0
Negligent Manslaughter	0	0
Negligent Vehicular Manslaughter	0	0
Motor Vehicle Theft	1	0
Pornography/Obscene Material	0	0
Robbery	0	0
Stolen Property Offenses	0	0
Weapon Law Violations	0	0
Kidnapping/Abduction	0	0

GROUP A OFFENSES	Total # of Incidents	Total # of Clearances
Larceny/Theft Offenses	0	0
Theft - Pocket-picking	0	0
Theft - Purse Snatching	0	0
Theft - Shoplifting	0	0
Theft From Building	0	0
Theft From Coin Machine	0	0
Theft From Motor Vehicle	0	0
Theft of Motor Vehicle Parts	0	0
Theft - All Other Larceny	0	0
Prostitution Offenses	0	0
Prostitution	0	0
Prostitution Assisting/Promoting	0	0
Purchasing Prostitution	0	0
Sex Offenses, Forcible	0	0
Forcible Rape	0	0
Forcible Sodomy	0	0
Sexual Assault W/Object	0	0
Criminal Sexual Contact	0	0
Sex Offenses, Non Forcible	0	0
Incest	0	0
Statutory Rape	0	0
Human Trafficking Offenses	0	0
Commercial Sex Acts	0	0
Involuntary Servitude	0	0

Reporting Agency:





Crime on Campus 2024

Independent-Reporting Colleges

Institutions Eligible to Report Crime Statistic via Short Form

American Baptist College*

Brillare Beauty Institute*

Chattanooga College Medical, Dental, and Technical Careers*

Concorde College*

Fortis Institute- Nashville*

Lincoln College of Technology*

Memphis Theological Seminary*

Middle Tennessee School of Anesthesia

Miller-Motte Technical College- Clarksville*

Miller-Motte Technical College- Chattanooga*

North Central Institute

Nossi College of Art

Richmont Graduate University*

South College- Lomas

South College- Nashville*

South College- Parkside

Strayer University- Knoxville*

Strayer University- Nashville*

Strayer University- Shelby*

Strayer University- Thousand Oaks*

Visible Music College*

***Agency Failed to Submit Short Form**

College Name: Middle Tennessee School of Anesthesia (MTSA)

Offense	Year	On Campus Property	*Residential Facilities	Non-Campus Property	Public Property	Optional Total
Murder / Non-Negligent Manslaughter	2024	0	0	0	0	0
Negligent Manslaughter	2024	0	0	0	0	0
Sex Offenses, Forcible	2024	0	0	0	0	0
Sex Offenses, Non-Forcible	2024	0	0	0	0	0
Robbery	2024	0	0	0	0	0
Aggravated Assault	2024	0	0	0	0	0
Burglary	2024	0	0	0	0	0
Motor Vehicle Theft	2024	0	0	0	0	0
Arson	2024	0	0	0	0	0
Liquor Law Arrests	2024	0	0	0	0	0
Liquor Law Violations Referred For Disciplinary Action	2024	0	0	0	0	0
Drug Law Arrests	2024	0	0	0	0	0
Drug Law Violations Referred For Disciplinary Action	2024	0	0	0	0	0
Illegal Weapons Possession Arrests	2024	0	0	0	0	0
Illegal Weapons Possession Violations Referred For Disciplinary Action	2024	0	0	0	0	0
* Crime In The Residential Facilities Column Are Included In The On-Campus Category.						

(No crime data received from MNPd)

College Name: NORTH CENTRAL INSTITUTE

Offense	Year	On Campus Property	*Residential Facilities	Non Campus Property	Public Property	Optional Total
Murder / Non-Negligent Manslaughter	2024	0	0	0	0	0
Negligent Manslaughter	2024	0	0	0	0	0
Sex Offenses, Forcible	2024	0	0	0	0	0
Sex Offenses, Non-Forcible	2024	0	0	0	0	0
Robbery	2024	0	0	0	0	0
Aggravated Assault	2024	0	0	0	0	0
Burglary	2024	0	0	0	0	0
Motor Vehicle Theft	2024	0	0	0	0	0
Arson	2024	0	0	0	0	0
Liquor Law Arrests	2024	0	0	0	0	0
Liquor Law Violations Referred For Disciplinary Action	2024	0	0	0	0	0
Drug Law Arrests	2024	0	0	0	0	0
Drug Law Violations Referred For Disciplinary Action	2024	0	0	0	0	0
Illegal Weapons Possession Arrests	2024	0	0	0	0	0
Illegal Weapons Possession Violations Referred For Disciplinary Action	2024	0	0	0	0	0
* Crime In The Residential Facilities Column Are Included In The On-Campus Category.						

College Name: Nossi College of Art and Design

Offense	Year	On Campus Property	*Residential Facilities	Non Campus Property	Public Property	Optional Total
Murder / Non-Negligent Manslaughter	2024	0	0	0	0	0
Negligent Manslaughter	2024	0	0	0	0	0
Sex Offenses, Forcible	2024	0	0	0	0	0
Sex Offenses, Non-Forcible	2024	0	0	0	0	0
Robbery	2024	0	0	0	0	0
Aggravated Assault	2024	0	0	0	0	0
Burglary	2024	0	0	0	0	0
Motor Vehicle Theft	2024	0	0	0	3	0
Arson	2024	0	0	0	0	0
Liquor Law Arrests	2024	0	0	0	0	0
Liquor Law Violations Referred For Disciplinary Action	2024	0	0	0	0	0
Drug Law Arrests	2024	0	0	0	0	0
Drug Law Violations Referred For Disciplinary Action	2024	0	0	0	0	0
Illegal Weapons Possession Arrests	2024	0	0	0	0	0
Illegal Weapons Possession Violations Referred For Disciplinary Action	2024	0	0	0	0	0
* Crime In The Residential Facilities Column Are Included In The On-Campus Category.						

College Name: South College Knoxville – Parkside Learning Site

Offense	Year	On Campus Property	*Residential Facilities	Non Campus Property	Public Property	Optional Total
Murder / Non-Negligent Manslaughter	2024	0	0	0	0	0
Negligent Manslaughter	2024	0	0	0	0	0
Sex Offenses, Forcible	2024	0	0	0	0	0
Sex Offenses, Non-Forcible	2024	0	0	0	0	0
Robbery	2024	0	0	0	0	0
Aggravated Assault	2024	0	0	0	0	0
Burglary	2024	0	0	0	0	0
Motor Vehicle Theft	2024	0	0	0	0	0
Arson	2024	0	0	0	0	0
Liquor Law Arrests	2024	0	0	0	0	0
Liquor Law Violations Referred For Disciplinary Action	2024	0	0	0	0	0
Drug Law Arrests	2024	0	0	0	0	0
Drug Law Violations Referred For Disciplinary Action	2024	0	0	0	0	0
Illegal Weapons Possession Arrests	2024	0	0	0	0	0
Illegal Weapons Possession Violations Referred For Disciplinary Action	2024	0	0	0	0	0
* Crime In The Residential Facilities Column Are Included In The On-Campus Category.						

College Name: South College Knoxville – Parkside Learning Site

Offense	Year	On Campus Property	*Residential Facilities	Non Campus Property	Public Property	Optional Total
Murder / Non-Negligent Manslaughter	2024	0	0	0	0	0
Negligent Manslaughter	2024	0	0	0	0	0
Sex Offenses, Forcible	2024	0	0	0	0	0
Sex Offenses, Non-Forcible	2024	0	0	0	0	0
Robbery	2024	0	0	0	0	0
Aggravated Assault	2024	0	0	0	0	0
Burglary	2024	0	0	0	0	0
Motor Vehicle Theft	2024	0	0	0	0	0
Arson	2024	0	0	0	0	0
Liquor Law Arrests	2024	0	0	0	0	0
Liquor Law Violations Referred For Disciplinary Action	2024	0	0	0	0	0
Drug Law Arrests	2024	0	0	0	0	0
Drug Law Violations Referred For Disciplinary Action	2024	0	0	0	0	0
Illegal Weapons Possession Arrests	2024	0	0	0	0	0
Illegal Weapons Possession Violations Referred For Disciplinary Action	2024	0	0	0	0	0
* Crime In The Residential Facilities Column Are Included In The On-Campus Category.						



TN Bureau of Investigation, Authorization # MV9KE8-1, 0 copies, April 28,2025. This public document was promulgated at a cost of \$0.00 per copy.