

Building Tennessee's Tomorrow: Anticipating the State's Infrastructure Needs

July 2024 through June 2029

COUNTY SUMMARIES

The county summaries highlight the top three types of infrastructure based on total estimated cost needed in the county, broken down by whether it is needed locally or at the regional level. The estimated costs for all types of infrastructure are divided between conceptual projects and those that have moved into the planning and design stage or have started construction. The infrastructure needed at public school systems is also compared to student enrollment.

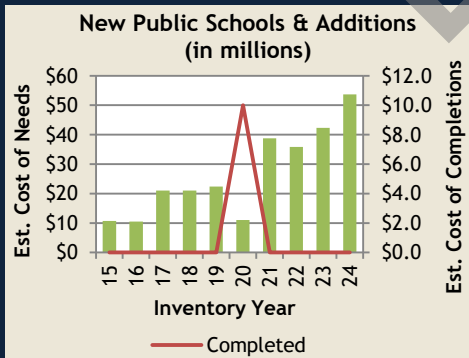
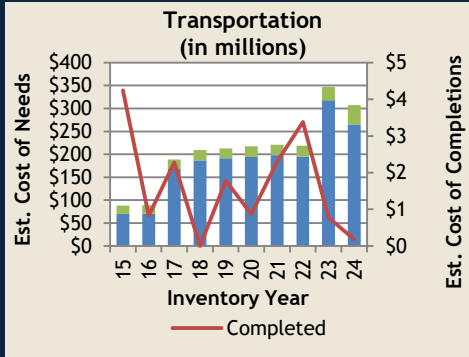
DRAFT

DRAFT

Anderson County

Total Estimated Cost* for Infrastructure Improvements
\$594,355,415

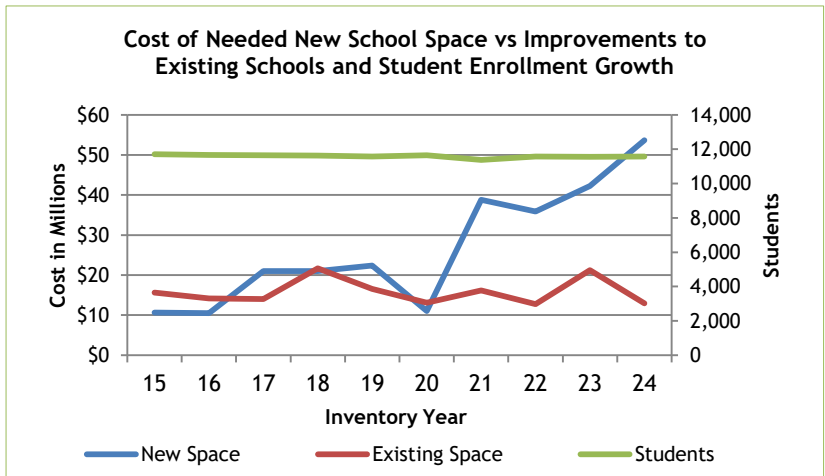
TOP 3



■ = Local
■ = Regional (Serves Multiple Counties)

Estimated Cost of Needed Infrastructure for Anderson County Five-year period July 2024 through June 2029

Project Type	Conceptual	Planning & Design + Construction
Transportation	\$ 34,580,184	\$ 272,709,423
Water and Wastewater	32,300,000	73,840,000
New Public Schools & Additions	32,000,000	21,674,000
Recreation	6,890,000	36,783,717
Law Enforcement	-	22,000,000
Fire Protection	13,000,000	6,000,000
School Renovations	2,910,000	10,055,000
School-System-wide	7,300,000	80,000
Public Buildings	5,510,000	1,819,171
Other Facilities	500,000	4,500,000
Public Health Facilities	3,923,920	-
Post-secondary Education	2,750,000	-
Community Development	150,000	900,000
Other Utilities	550,000	130,000
Business District Development	-	500,000
Industrial Sites and Parks	-	500,000
Libraries, Museums, & Historic Sites	-	500,000
Broadband	-	-
Housing	-	-
Other Education	-	-
Solid Waste	-	-
Storm Water	-	-
Total	\$ 142,364,104	\$ 451,991,311



*Total Estimated Cost = Conceptual + Planning & Design + Construction

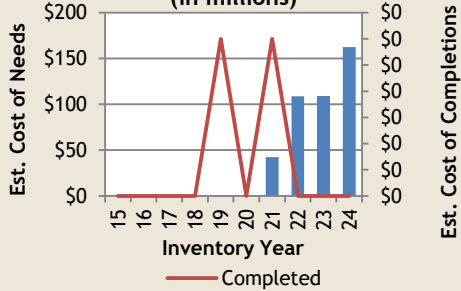
Bedford County

Total Estimated Cost* for Infrastructure Improvements

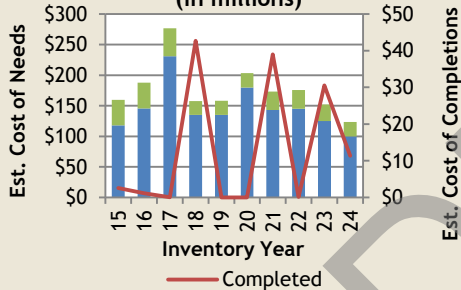
\$420,321,795

TOP 3

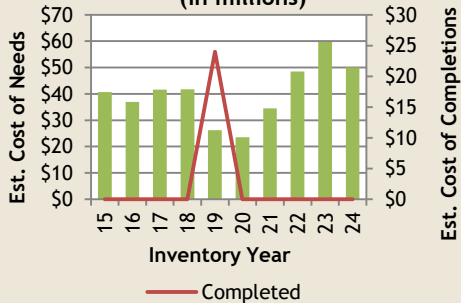
Post-secondary Education (in millions)



Transportation (in millions)



New Public Schools & Additions (in millions)

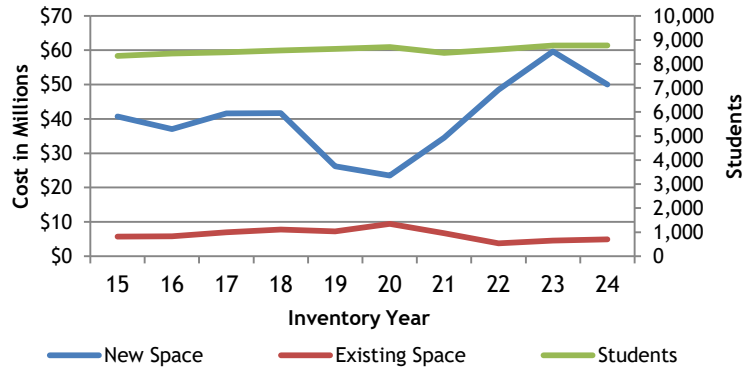


■ = Local
■ = Regional (Serves Multiple Counties)

Estimated Cost of Needed Infrastructure for Bedford County Five-year period July 2024 through June 2029

Project Type	Conceptual	Planning & Design + Construction
Post-secondary Education	\$ 120,000	\$ 162,450,000
Transportation	47,354,804	75,836,541
New Public Schools & Additions	500,000	49,500,000
Recreation	20,800,000	1,599,613
Water and Wastewater	3,600,000	17,000,000
Other Facilities	-	11,430,000
Law Enforcement	-	8,000,000
Storm Water	7,000,000	-
Fire Protection	-	6,000,000
School Renovations	2,444,837	2,436,000
Community Development	800,000	1,700,000
School-System-wide	-	1,750,000
Broadband	-	-
Business District Development	-	-
Housing	-	-
Industrial Sites and Parks	-	-
Libraries, Museums, & Historic Sites	-	-
Other Education	-	-
Other Utilities	-	-
Public Buildings	-	-
Public Health Facilities	-	-
Solid Waste	-	-
Total	\$ 82,619,641	\$ 337,702,154

Cost of Needed New School Space vs Improvements to Existing Schools and Student Enrollment Growth



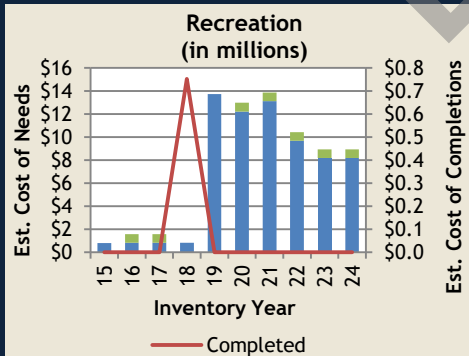
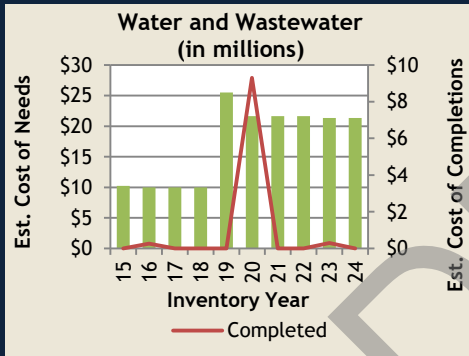
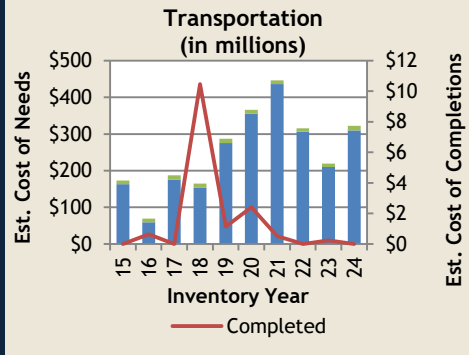
*Total Estimated Cost = Conceptual + Planning & Design + Construction

Benton County

Total Estimated Cost* for Infrastructure Improvements

\$375,011,590

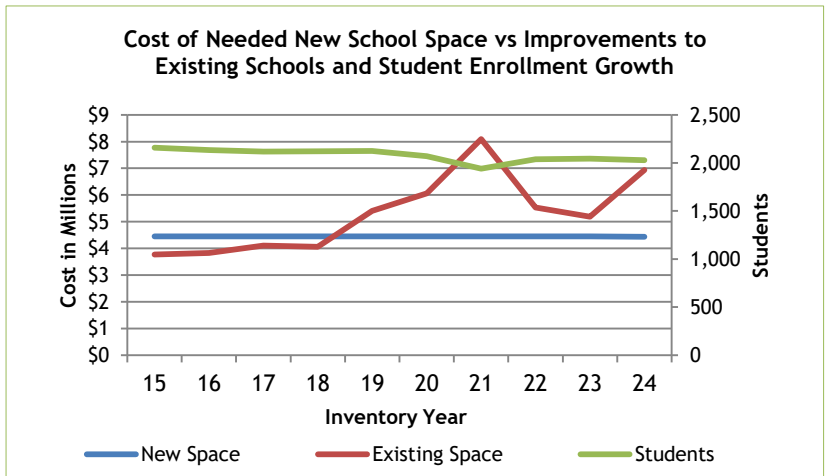
TOP 3



- = Local
- = Regional (Serves Multiple Counties)

Estimated Cost of Needed Infrastructure for Benton County Five-year period July 2024 through June 2029

Project Type	Conceptual	Planning & Design + Construction
Transportation	\$ 84,875,939	\$ 237,520,735
Water and Wastewater	21,350,000	-
Recreation	1,565,000	7,360,000
School Renovations	2,262,000	4,677,916
Industrial Sites and Parks	6,000,000	-
New Public Schools & Additions	4,250,000	185,000
Public Buildings	2,400,000	-
Law Enforcement	1,500,000	-
Fire Protection	-	1,065,000
Broadband	-	-
Business District Development	-	-
Community Development	-	-
Housing	-	-
Libraries, Museums, & Historic Sites	-	-
Other Education	-	-
Other Facilities	-	-
Other Utilities	-	-
Post-secondary Education	-	-
Public Health Facilities	-	-
School-System-wide	-	-
Solid Waste	-	-
Storm Water	-	-
Total	\$ 124,202,939	\$ 250,808,651



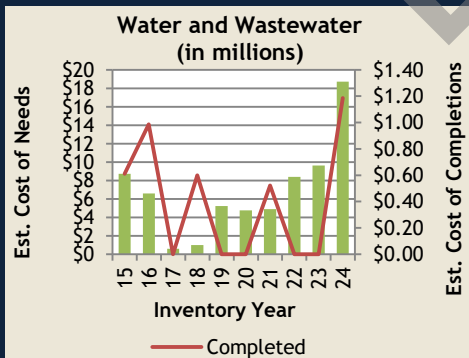
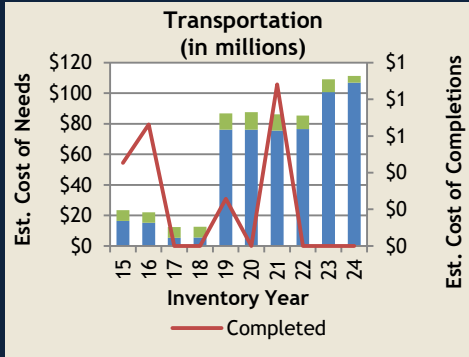
*Total Estimated Cost = Conceptual + Planning & Design + Construction

Bledsoe County

Total Estimated Cost* for Infrastructure Improvements

\$271,607,610

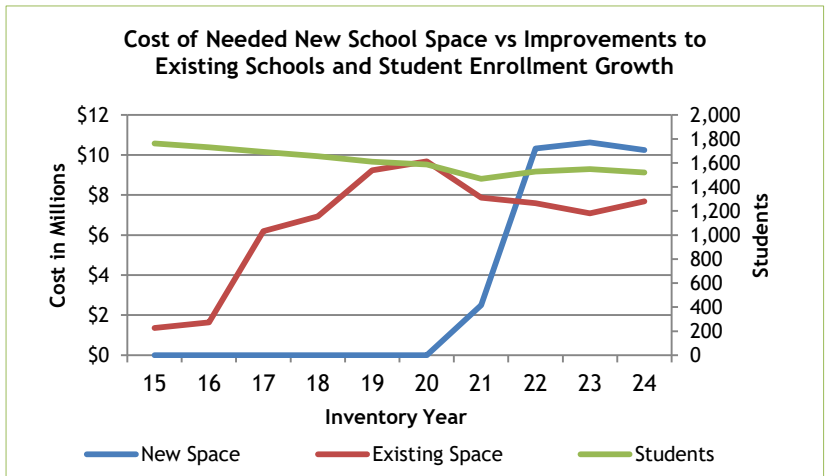
TOP 3



- = Local
- = Regional (Serves Multiple Counties)

Estimated Cost of Needed Infrastructure for Bledsoe County Five-year period July 2024 through June 2029

Project Type	Conceptual	Planning & Design + Construction
Transportation	\$ 8,589,243	\$ 102,804,050
Law Enforcement	21,140,000	78,220,000
Water and Wastewater	-	18,724,000
New Public Schools & Additions	500,000	9,750,000
Public Buildings	7,750,000	2,350,000
Industrial Sites and Parks	-	7,904,317
School Renovations	5,240,000	2,450,000
Public Health Facilities	-	5,200,000
School-System-wide	-	500,000
Community Development	-	436,000
Recreation	50,000	-
Broadband	-	-
Business District Development	-	-
Fire Protection	-	-
Housing	-	-
Libraries, Museums, & Historic Sites	-	-
Other Education	-	-
Other Facilities	-	-
Other Utilities	-	-
Post-secondary Education	-	-
Solid Waste	-	-
Storm Water	-	-
Total	\$ 43,269,243	\$ 228,338,367



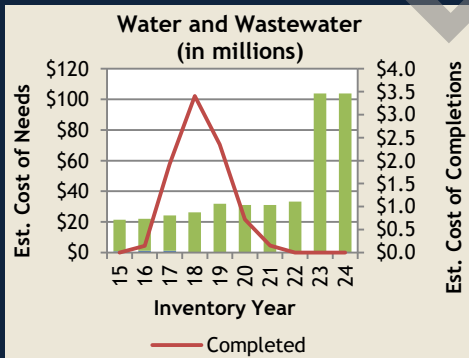
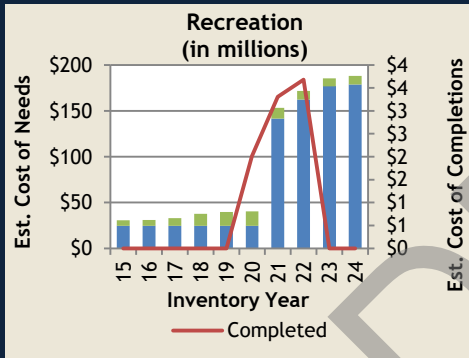
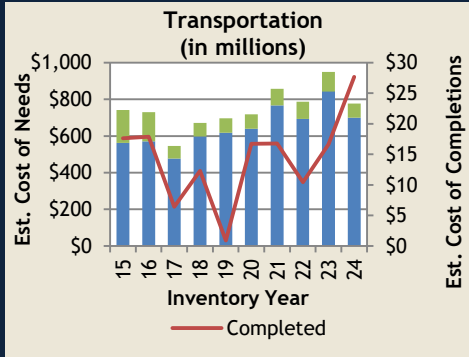
*Total Estimated Cost = Conceptual + Planning & Design + Construction

Blount County

Total Estimated Cost* for Infrastructure Improvements

\$1,206,112,277

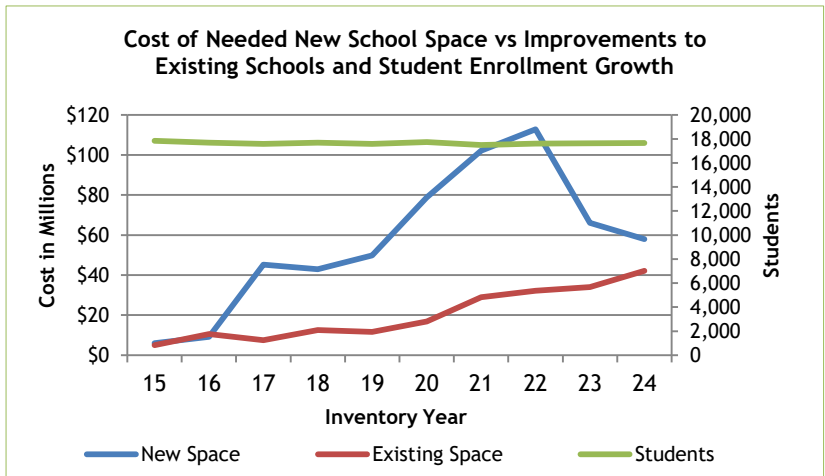
TOP 3



■ = Local
■ = Regional (Serves Multiple Counties)

Estimated Cost of Needed Infrastructure for Blount County Five-year period July 2024 through June 2029

Project Type	Conceptual	Planning & Design + Construction
Transportation	\$ 88,546,709	\$ 688,812,316
Recreation	750,000	187,261,731
Water and Wastewater	18,800,000	85,118,535
New Public Schools & Additions	25,610,000	32,300,000
School Renovations	9,742,000	32,393,800
Post-secondary Education	15,890,000	1,400,000
Public Buildings	-	14,300,000
Fire Protection	67,000	2,479,408
Community Development	-	1,825,000
Other Facilities	-	575,778
Law Enforcement	-	240,000
Broadband	-	-
Business District Development	-	-
Housing	-	-
Industrial Sites and Parks	-	-
Libraries, Museums, & Historic Sites	-	-
Other Education	-	-
Other Utilities	-	-
Public Health Facilities	-	-
School-System-wide	-	-
Solid Waste	-	-
Storm Water	-	-
Total	\$ 159,405,709	\$ 1,046,706,568



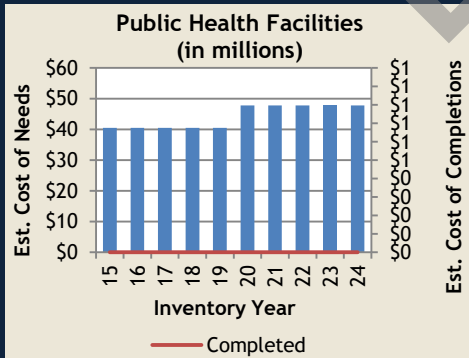
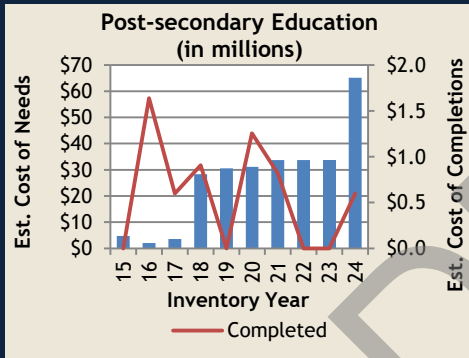
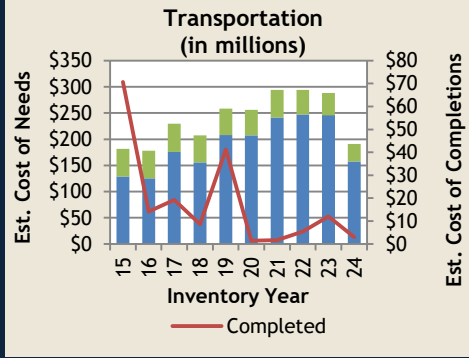
*Total Estimated Cost = Conceptual + Planning & Design + Construction

Bradley County

Total Estimated Cost* for Infrastructure Improvements

\$356,182,775

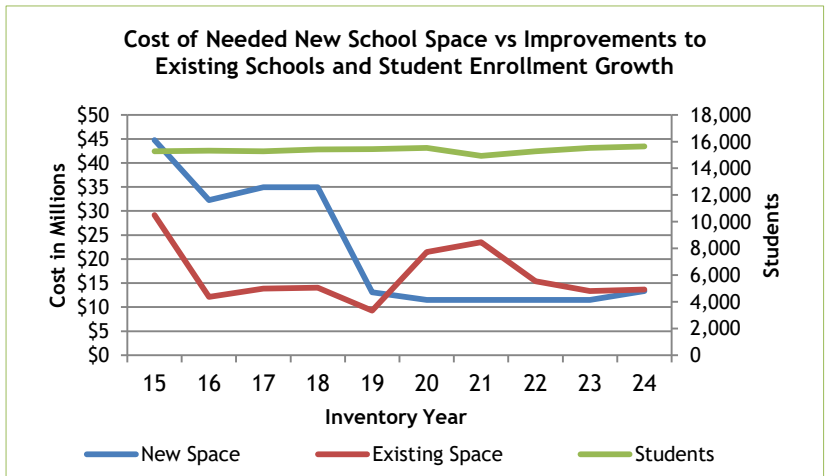
TOP 3



■ = Local
■ = Regional (Serves Multiple Counties)

Estimated Cost of Needed Infrastructure for Bradley County Five-year period July 2024 through June 2029

Project Type	Conceptual	Planning & Design + Construction
Transportation	\$ 35,590,664	\$ 155,424,234
Post-secondary Education	7,130,000	57,964,167
Public Health Facilities	-	47,729,558
School Renovations	7,255,000	6,395,107
New Public Schools & Additions	10,000,000	3,375,000
Water and Wastewater	2,750,000	7,250,000
Public Buildings	6,850,000	-
Libraries, Museums, & Historic Sites	3,820,000	-
Community Development	-	2,468,350
Recreation	-	2,180,695
Broadband	-	-
Business District Development	-	-
Fire Protection	-	-
Housing	-	-
Industrial Sites and Parks	-	-
Law Enforcement	-	-
Other Education	-	-
Other Facilities	-	-
Other Utilities	-	-
School-System-wide	-	-
Solid Waste	-	-
Storm Water	-	-
Total	\$ 73,395,664	\$ 282,787,111



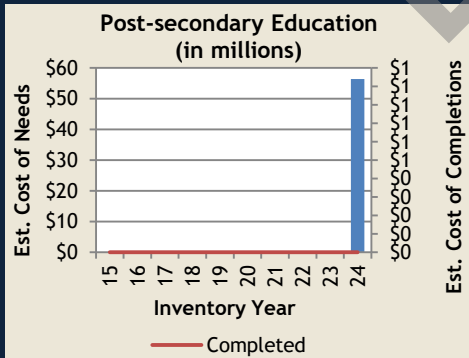
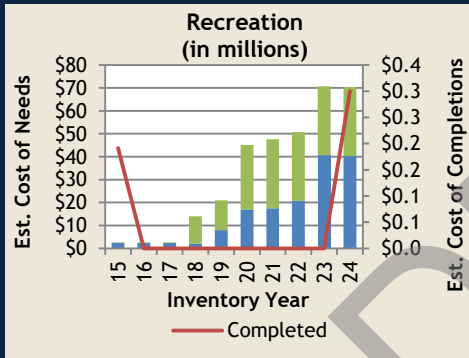
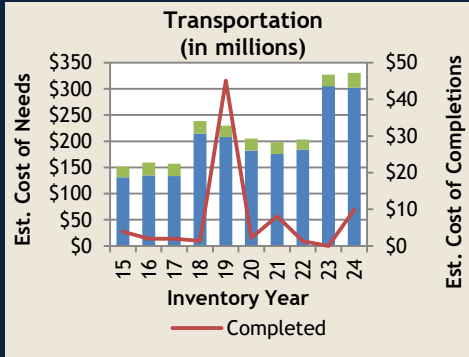
*Total Estimated Cost = Conceptual + Planning & Design + Construction

Campbell County

Total Estimated Cost* for Infrastructure Improvements

\$534,874,924

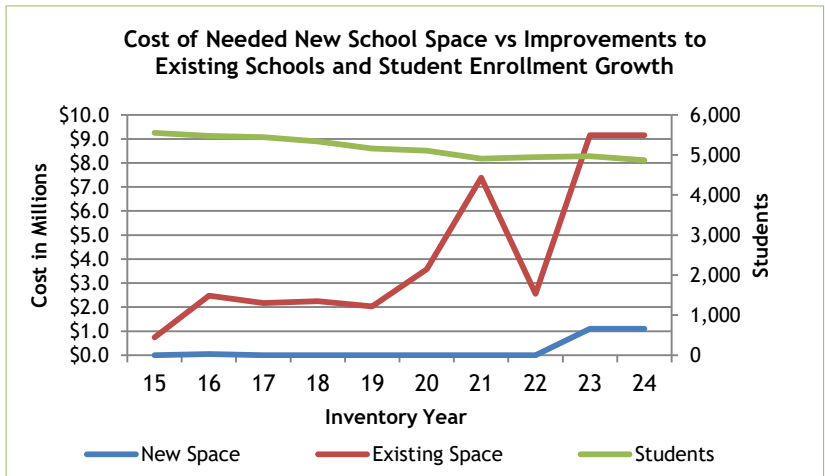
TOP 3



■ = Local
■ = Regional (Serves Multiple Counties)

Estimated Cost of Needed Infrastructure for Campbell County Five-year period July 2024 through June 2029

Project Type	Conceptual	Planning & Design + Construction
Transportation	\$ 46,855,720	\$ 283,823,508
Recreation	32,110,000	38,292,166
Post-secondary Education	-	56,355,000
Water and Wastewater	25,500,000	9,877,000
School Renovations	1,750,000	9,813,778
Other Utilities	8,700,000	1,200,000
New Public Schools & Additions	600,000	5,317,798
Public Buildings	3,000,000	2,000,000
Fire Protection	477,273	3,000,000
Industrial Sites and Parks	1,500,000	1,486,000
Community Development	1,950,000	516,681
Solid Waste	500,000	-
Law Enforcement	250,000	-
Broadband	-	-
Business District Development	-	-
Housing	-	-
Libraries, Museums, & Historic Sites	-	-
Other Education	-	-
Other Facilities	-	-
Public Health Facilities	-	-
School-System-wide	-	-
Storm Water	-	-
Total	\$ 123,192,993	\$ 411,681,931



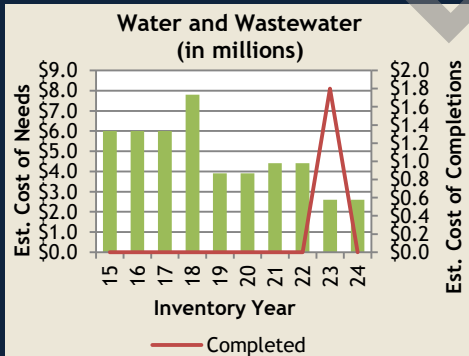
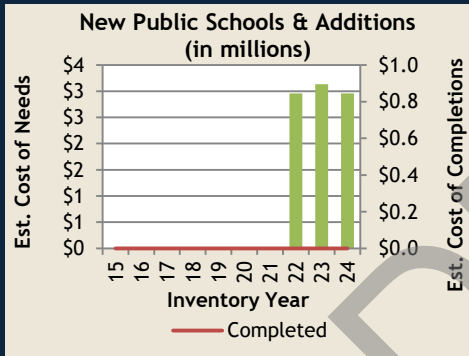
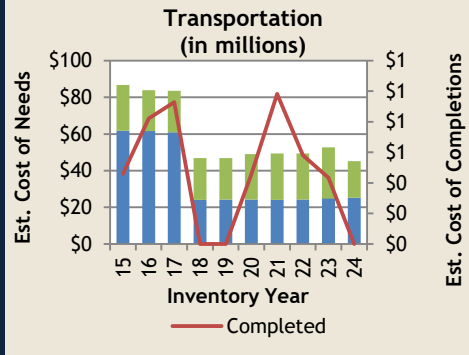
*Total Estimated Cost = Conceptual + Planning & Design + Construction

Cannon County

Total Estimated Cost* for Infrastructure Improvements

\$53,796,669

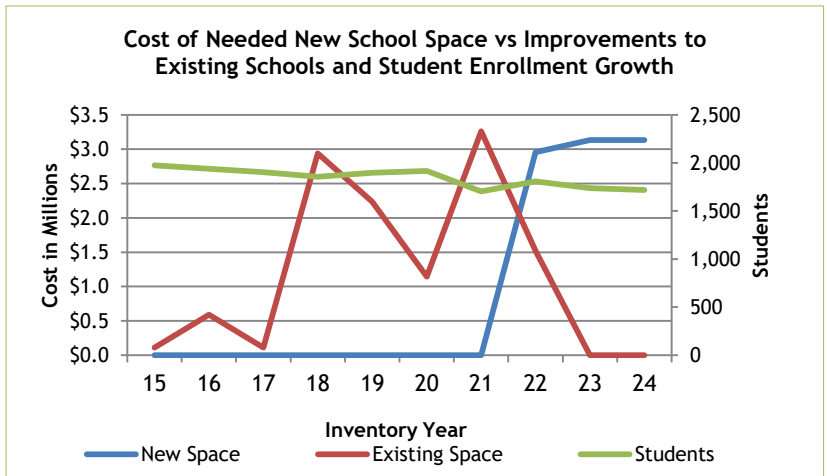
TOP 3



■ = Local
■ = Regional (Serves Multiple Counties)

Estimated Cost of Needed Infrastructure for Cannon County Five-year period July 2024 through June 2029

Project Type	Conceptual	Planning & Design + Construction
Transportation	\$ 19,384,922	\$ 25,796,247
New Public Schools & Additions	2,955,500	-
Water and Wastewater	-	2,600,000
Law Enforcement	2,200,000	-
Recreation	-	660,000
Public Buildings	100,000	-
Public Health Facilities	100,000	-
Broadband	-	-
Business District Development	-	-
Community Development	-	-
Fire Protection	-	-
Housing	-	-
Industrial Sites and Parks	-	-
Libraries, Museums, & Historic Sites	-	-
Other Education	-	-
Other Facilities	-	-
Other Utilities	-	-
Post-secondary Education	-	-
School Renovations	-	-
School-System-wide	-	-
Solid Waste	-	-
Storm Water	-	-
Total	\$ 24,740,422	\$ 29,056,247



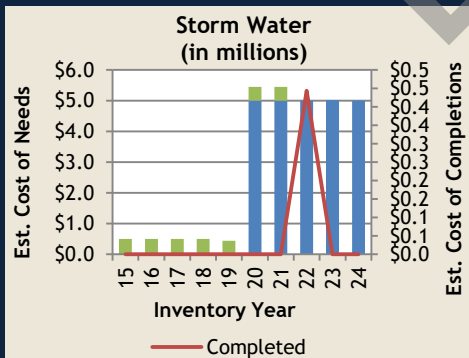
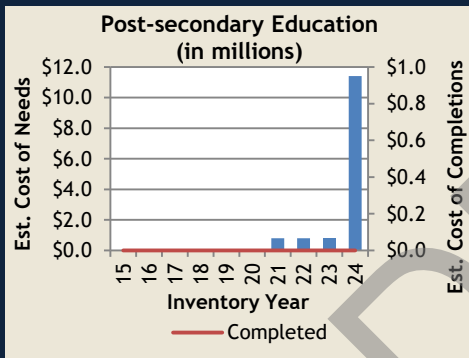
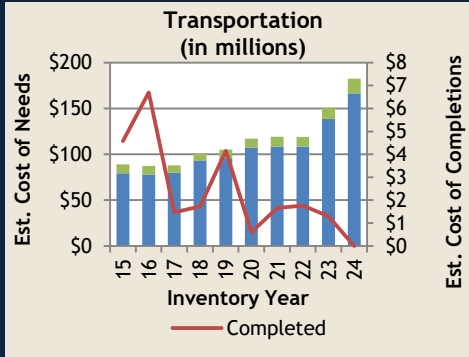
*Total Estimated Cost = Conceptual + Planning & Design + Construction

Carroll County

Total Estimated Cost* for Infrastructure Improvements

\$211,041,727

TOP 3

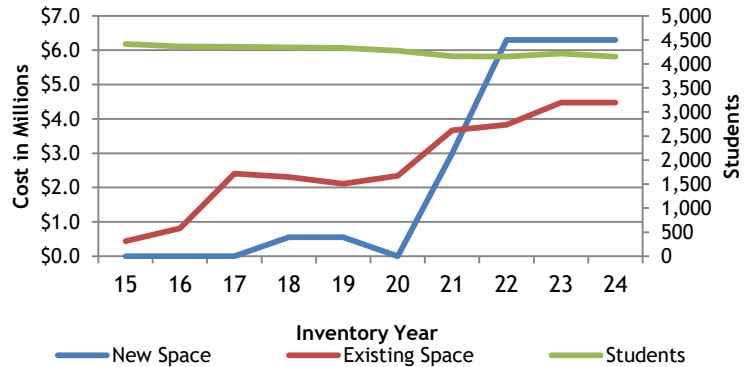


■ = Local
■ = Regional (Serves Multiple Counties)

Estimated Cost of Needed Infrastructure for Carroll County Five-year period July 2024 through June 2029

Project Type	Conceptual	Planning & Design + Construction
Transportation	\$ 57,087,493	\$ 125,466,969
Post-secondary Education	-	11,400,000
Storm Water	5,000,000	-
School Renovations	50,000	4,268,320
Water and Wastewater	1,596,400	2,545,545
New Public Schools & Additions	-	2,300,000
Fire Protection	400,000	-
Other Facilities	375,000	-
Public Buildings	150,000	172,000
Recreation	80,000	150,000
Broadband	-	-
Business District Development	-	-
Community Development	-	-
Housing	-	-
Industrial Sites and Parks	-	-
Law Enforcement	-	-
Libraries, Museums, & Historic Sites	-	-
Other Education	-	-
Other Utilities	-	-
Public Health Facilities	-	-
School-System-wide	-	-
Solid Waste	-	-
Total	\$ 64,738,893	\$ 146,302,834

Cost of Needed New School Space vs Improvements to Existing Schools and Student Enrollment Growth



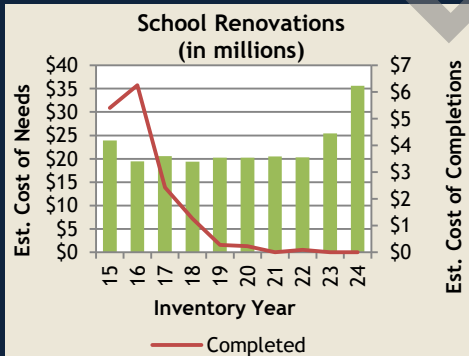
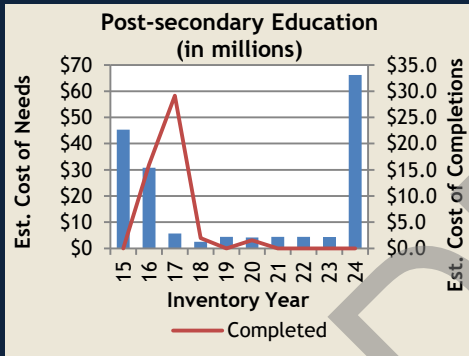
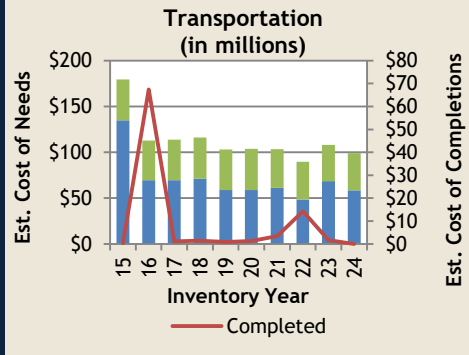
*Total Estimated Cost = Conceptual + Planning & Design + Construction

Carter County

Total Estimated Cost* for Infrastructure Improvements

\$314,472,274

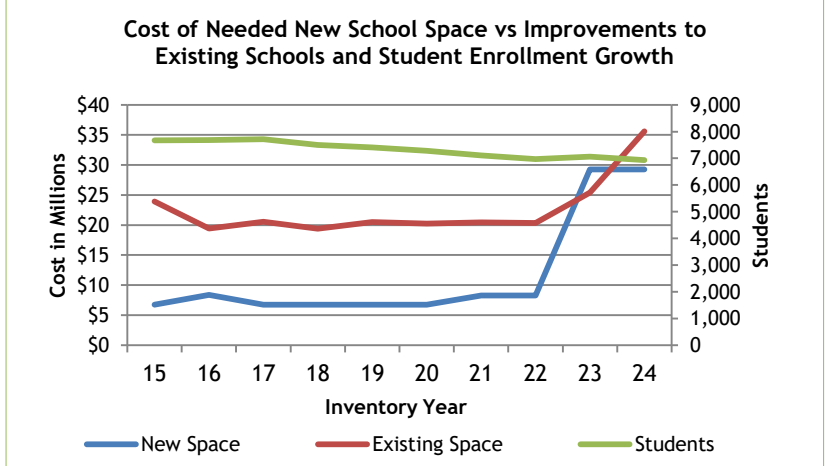
TOP 3



■ = Local
■ = Regional (Serves Multiple Counties)

Estimated Cost of Needed Infrastructure for Carter County Five-year period July 2024 through June 2029

Project Type	Conceptual	Planning & Design + Construction
Transportation	\$ 55,977,666	\$ 42,958,888
Post-secondary Education	6,060,000	60,157,049
School Renovations	31,437,358	4,161,784
Water and Wastewater	31,477,714	3,250,000
New Public Schools & Additions	8,200,000	21,060,000
Recreation	16,745,000	4,298,035
Libraries, Museums, & Historic Sites	10,890,000	3,810,000
Fire Protection	7,250,000	-
Housing	4,282,000	150,000
Community Development	-	1,096,780
Business District Development	-	700,000
Public Buildings	300,000	-
Solid Waste	210,000	-
Broadband	-	-
Industrial Sites and Parks	-	-
Law Enforcement	-	-
Other Education	-	-
Other Facilities	-	-
Other Utilities	-	-
Public Health Facilities	-	-
School-System-wide	-	-
Storm Water	-	-
Total	\$ 172,829,738	\$ 141,642,536



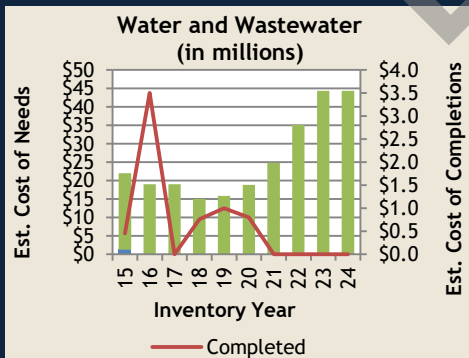
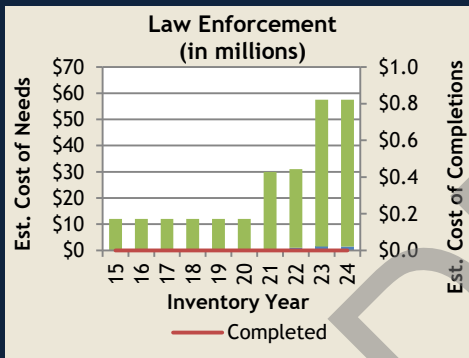
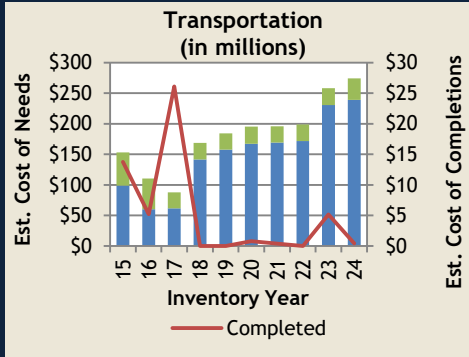
*Total Estimated Cost = Conceptual + Planning & Design + Construction

Cheatham County

Total Estimated Cost* for Infrastructure Improvements

\$444,793,059

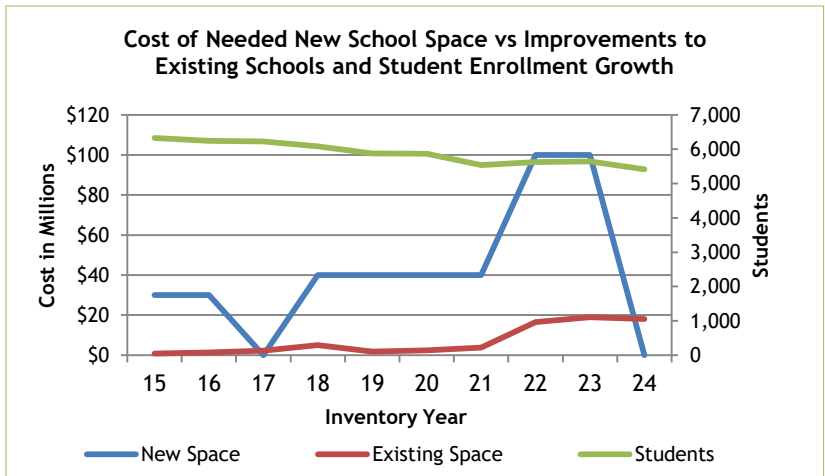
TOP 3



■ = Local
■ = Regional (Serves Multiple Counties)

Estimated Cost of Needed Infrastructure for Cheatham County Five-year period July 2024 through June 2029

Project Type	Conceptual	Planning & Design + Construction
Transportation	\$ 43,047,580	\$ 231,404,499
Law Enforcement	-	57,490,000
Water and Wastewater	1,775,000	42,500,000
Recreation	9,945,295	17,392,177
School Renovations	-	18,038,508
Public Buildings	2,000,000	9,400,000
Fire Protection	100,000	6,900,000
Industrial Sites and Parks	2,100,000	-
Libraries, Museums, & Historic Sites	2,000,000	-
Business District Development	500,000	-
Storm Water	200,000	-
Broadband	-	-
Community Development	-	-
Housing	-	-
New Public Schools & Additions	-	-
Other Education	-	-
Other Facilities	-	-
Other Utilities	-	-
Post-secondary Education	-	-
Public Health Facilities	-	-
School-System-wide	-	-
Solid Waste	-	-
Total	\$ 61,667,875	\$ 383,125,184



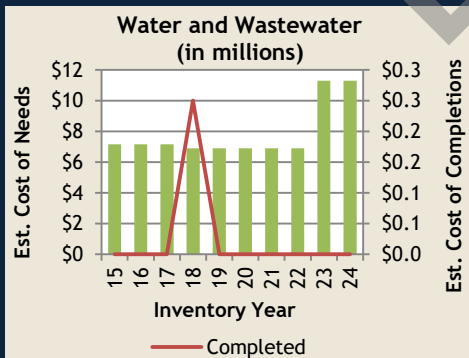
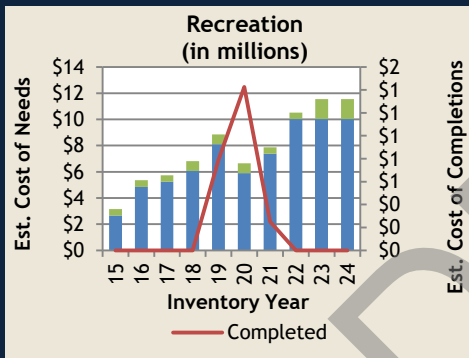
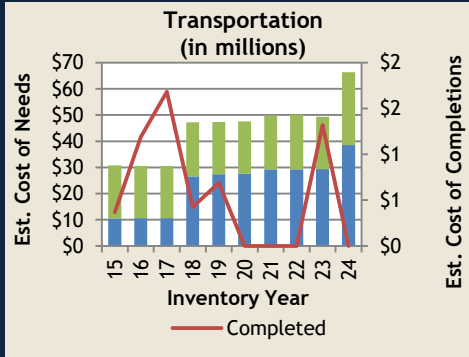
*Total Estimated Cost = Conceptual + Planning & Design + Construction

Chester County

Total Estimated Cost* for Infrastructure Improvements

\$101,398,163

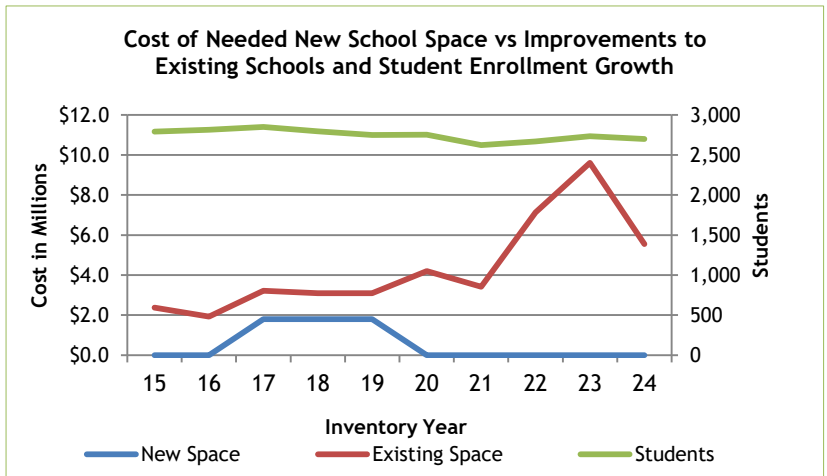
TOP 3



■ = Local
■ = Regional (Serves Multiple Counties)

Estimated Cost of Needed Infrastructure for Chester County Five-year period July 2024 through June 2029

Project Type	Conceptual	Planning & Design + Construction
Transportation	\$ 25,665,324	\$ 40,722,702
Recreation	3,220,000	8,324,016
Water and Wastewater	6,900,000	4,401,371
School Renovations	799,750	4,745,000
Public Buildings	-	4,750,000
Solid Waste	1,000,000	-
Law Enforcement	-	870,000
Broadband	-	-
Business District Development	-	-
Community Development	-	-
Fire Protection	-	-
Housing	-	-
Industrial Sites and Parks	-	-
Libraries, Museums, & Historic Sites	-	-
New Public Schools & Additions	-	-
Other Education	-	-
Other Facilities	-	-
Other Utilities	-	-
Post-secondary Education	-	-
Public Health Facilities	-	-
School-System-wide	-	-
Storm Water	-	-
Total	\$ 37,585,074	\$ 63,813,089



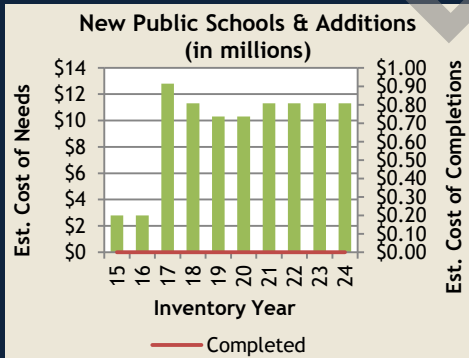
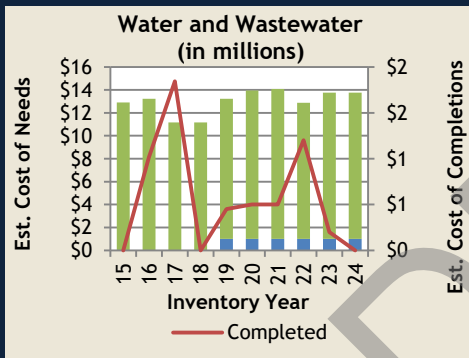
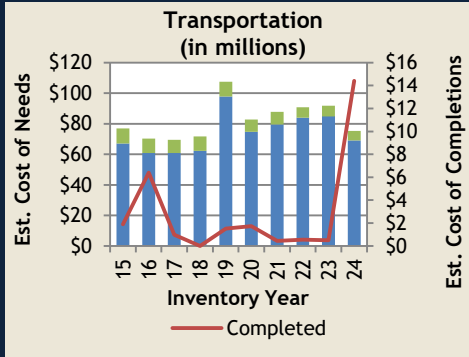
*Total Estimated Cost = Conceptual + Planning & Design + Construction

Claiborne County

Total Estimated Cost* for Infrastructure Improvements

\$115,192,322

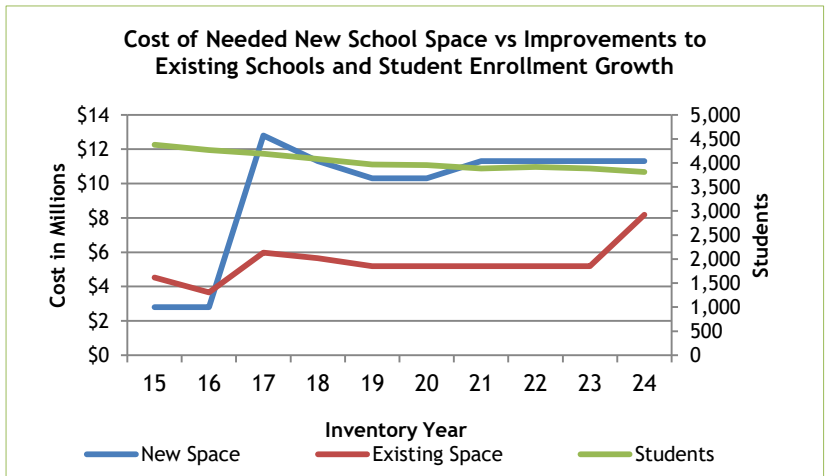
TOP 3



■ = Local
■ = Regional (Serves Multiple Counties)

Estimated Cost of Needed Infrastructure for Claiborne County Five-year period July 2024 through June 2029

Project Type	Conceptual	Planning & Design + Construction
Transportation	\$ 9,674,006	\$ 65,679,855
Water and Wastewater	10,307,682	3,465,656
New Public Schools & Additions	11,300,000	-
School Renovations	7,358,400	825,000
Community Development	-	1,349,434
Public Buildings	1,250,000	-
Recreation	500,000	600,000
Fire Protection	1,000,000	-
Post-secondary Education	800,000	-
Solid Waste	-	682,289
Business District Development	400,000	-
Broadband	-	-
Housing	-	-
Industrial Sites and Parks	-	-
Law Enforcement	-	-
Libraries, Museums, & Historic Sites	-	-
Other Education	-	-
Other Facilities	-	-
Other Utilities	-	-
Public Health Facilities	-	-
School-System-wide	-	-
Storm Water	-	-
Total	\$ 42,590,088	\$ 72,602,234



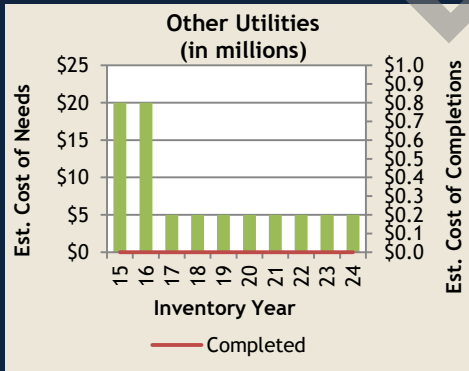
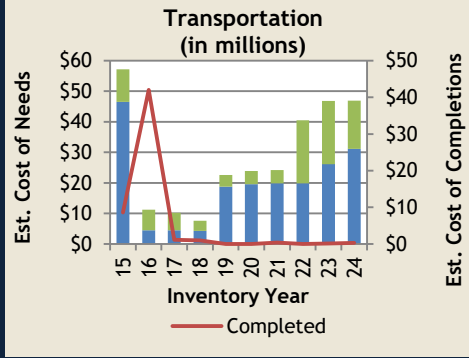
*Total Estimated Cost = Conceptual + Planning & Design + Construction

Clay County

Total Estimated Cost* for Infrastructure Improvements

\$70,024,496

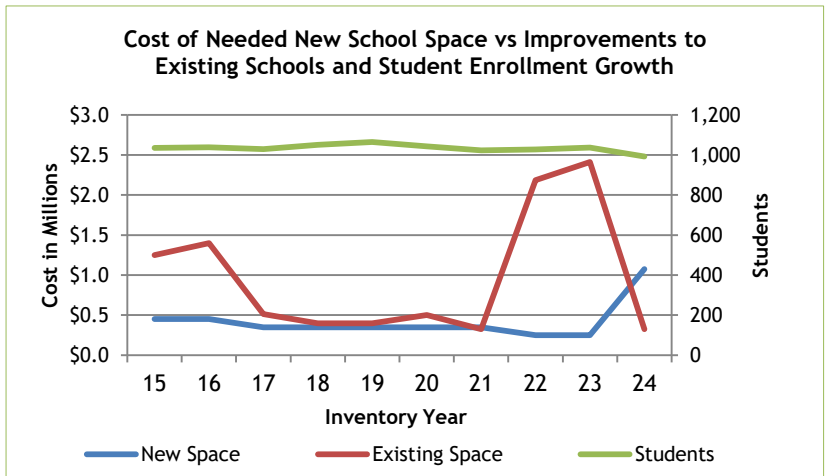
TOP 3



■ = Local
■ = Regional (Serves Multiple Counties)

Estimated Cost of Needed Infrastructure for Clay County Five-year period July 2024 through June 2029

Project Type	Conceptual	Planning & Design + Construction
Transportation	\$ 20,875,751	\$ 26,048,745
Law Enforcement	-	7,500,000
Other Utilities	5,000,000	-
Water and Wastewater	3,000,000	2,000,000
Libraries, Museums, & Historic Sites	2,200,000	-
Industrial Sites and Parks	-	1,200,000
New Public Schools & Additions	250,000	825,000
Solid Waste	300,000	500,000
School Renovations	325,000	-
Broadband	-	-
Business District Development	-	-
Community Development	-	-
Fire Protection	-	-
Housing	-	-
Other Education	-	-
Other Facilities	-	-
Post-secondary Education	-	-
Public Buildings	-	-
Public Health Facilities	-	-
Recreation	-	-
School-System-wide	-	-
Storm Water	-	-
Total	\$ 31,950,751	\$ 38,073,745



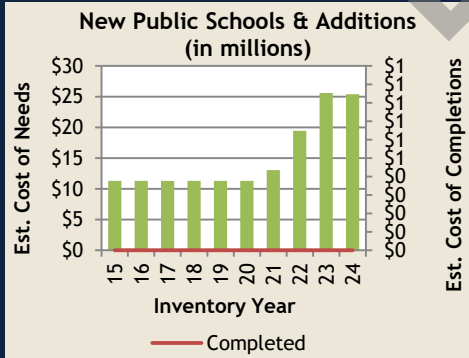
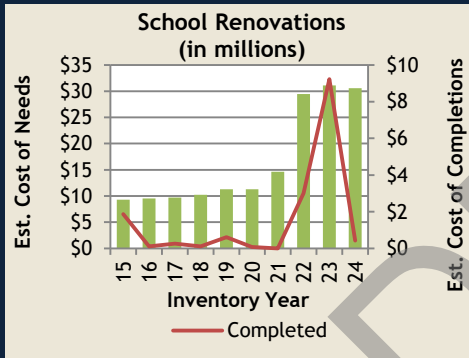
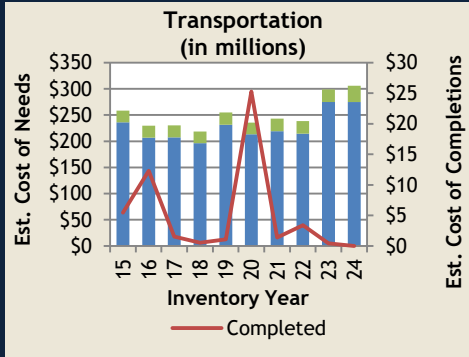
*Total Estimated Cost = Conceptual + Planning & Design + Construction

Cocke County

Total Estimated Cost* for Infrastructure Improvements

\$404,503,199

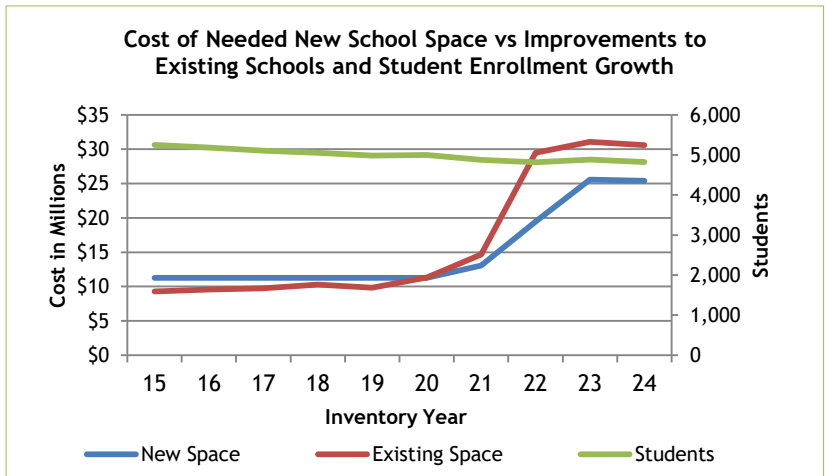
TOP 3



■ = Local
■ = Regional (Serves Multiple Counties)

Estimated Cost of Needed Infrastructure for Cocke County Five-year period July 2024 through June 2029

Project Type	Conceptual	Planning & Design + Construction
Transportation	\$ 103,339,230	\$ 202,708,388
School Renovations	8,919,600	21,668,560
New Public Schools & Additions	12,374,000	13,030,000
Water and Wastewater	-	22,735,169
Industrial Sites and Parks	5,350,000	-
Community Development	543,000	4,540,453
Law Enforcement	3,000,000	990,000
Other Utilities	2,900,000	-
Recreation	-	1,324,799
Broadband	-	1,080,000
Business District Development	-	-
Fire Protection	-	-
Housing	-	-
Libraries, Museums, & Historic Sites	-	-
Other Education	-	-
Other Facilities	-	-
Post-secondary Education	-	-
Public Buildings	-	-
Public Health Facilities	-	-
School-System-wide	-	-
Solid Waste	-	-
Storm Water	-	-
Total	\$ 136,425,830	\$ 268,077,369



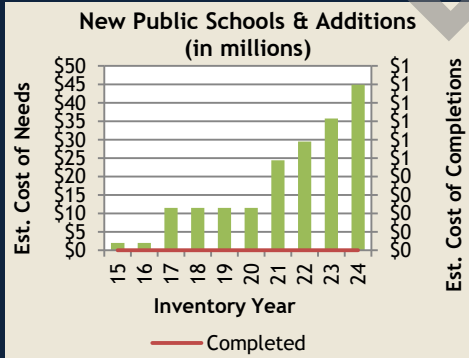
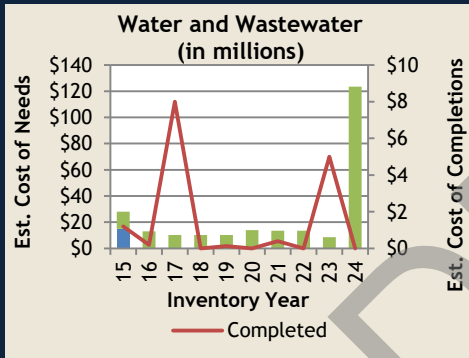
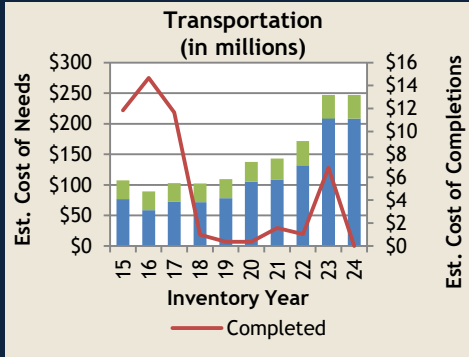
*Total Estimated Cost = Conceptual + Planning & Design + Construction

Coffee County

Total Estimated Cost* for Infrastructure Improvements

\$486,403,604

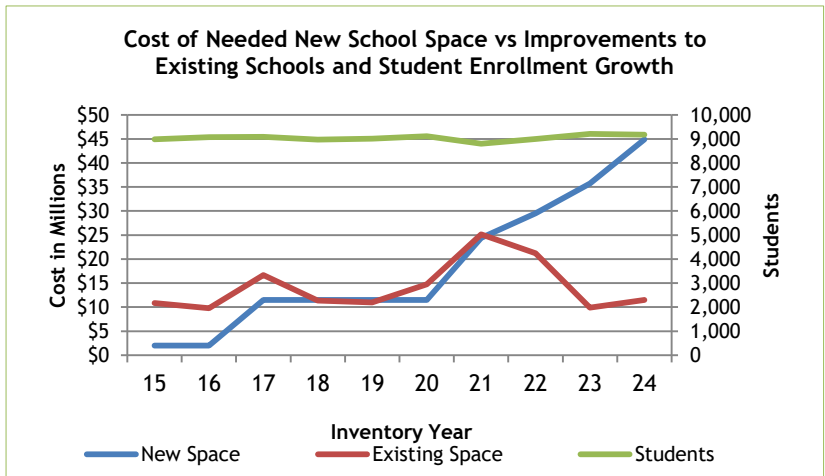
TOP 3



- = Local
- = Regional (Serves Multiple Counties)

Estimated Cost of Needed Infrastructure for Coffee County Five-year period July 2024 through June 2029

Project Type	Conceptual	Planning & Design + Construction
Transportation	\$ 94,317,121	\$ 165,522,608
Water and Wastewater	112,950,000	10,500,000
New Public Schools & Additions	25,000,000	19,900,000
Post-secondary Education	4,000,000	25,000,000
School Renovations	750,000	10,753,947
Recreation	10,400,000	-
Public Health Facilities	-	4,600,000
School-System-wide	1,500,000	709,928
Industrial Sites and Parks	500,000	-
Broadband	-	-
Business District Development	-	-
Community Development	-	-
Fire Protection	-	-
Housing	-	-
Law Enforcement	-	-
Libraries, Museums, & Historic Sites	-	-
Other Education	-	-
Other Facilities	-	-
Other Utilities	-	-
Public Buildings	-	-
Solid Waste	-	-
Storm Water	-	-
Total	\$ 249,417,121	\$ 236,986,483



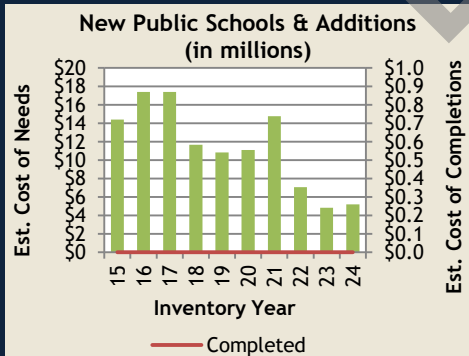
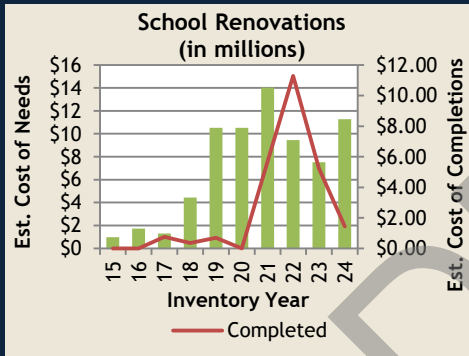
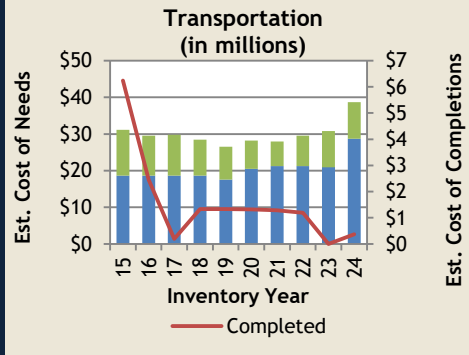
*Total Estimated Cost = Conceptual + Planning & Design + Construction

Crockett County

Total Estimated Cost* for Infrastructure Improvements

\$67,583,747

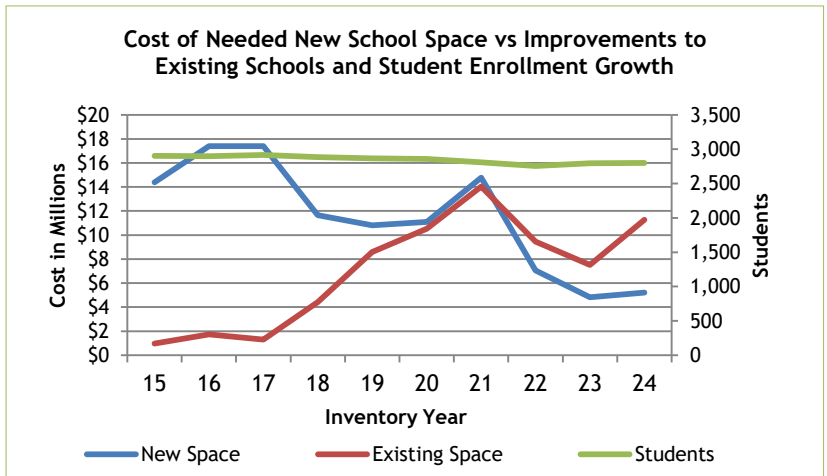
TOP 3



- = Local
- = Regional (Serves Multiple Counties)

Estimated Cost of Needed Infrastructure for Crockett County Five-year period July 2024 through June 2029

Project Type	Conceptual	Planning & Design + Construction
Transportation	\$ 36,679,354	\$ 8,565,786
School Renovations	-	11,283,607
New Public Schools & Additions	500,000	4,700,000
Water and Wastewater	3,625,000	330,000
Public Buildings	450,000	575,000
Recreation	475,000	-
Fire Protection	200,000	-
Storm Water	200,000	-
Broadband	-	-
Business District Development	-	-
Community Development	-	-
Housing	-	-
Industrial Sites and Parks	-	-
Law Enforcement	-	-
Libraries, Museums, & Historic Sites	-	-
Other Education	-	-
Other Facilities	-	-
Other Utilities	-	-
Post-secondary Education	-	-
Public Health Facilities	-	-
School-System-wide	-	-
Solid Waste	-	-
Total	\$ 42,129,354	\$ 25,454,393



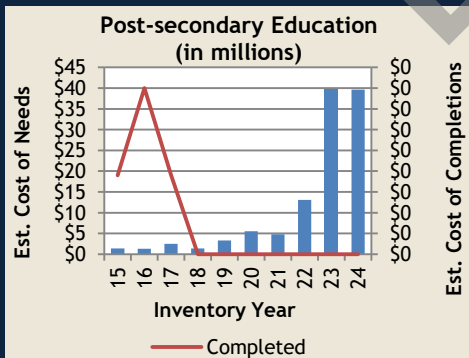
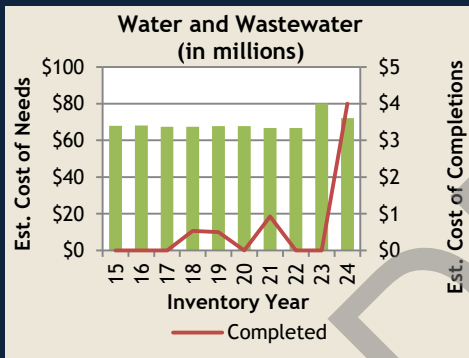
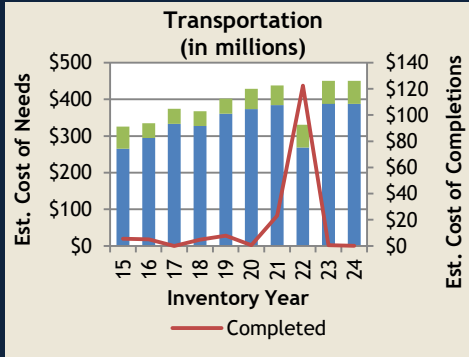
*Total Estimated Cost = Conceptual + Planning & Design + Construction

Cumberland County

Total Estimated Cost* for Infrastructure Improvements

\$582,194,391

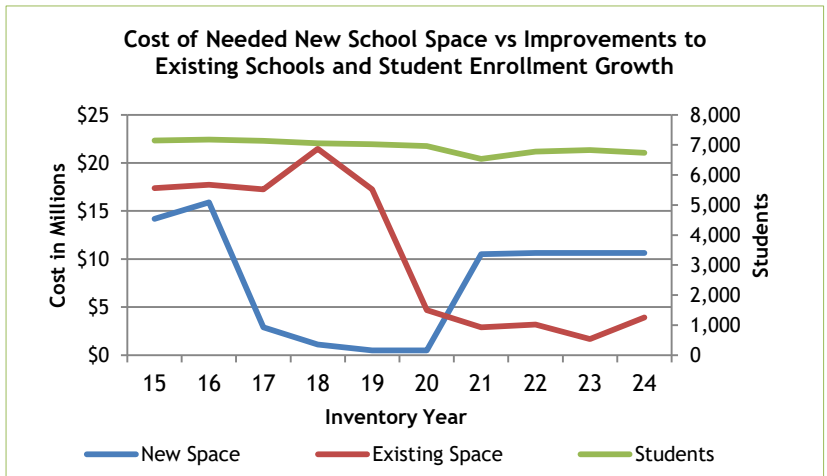
TOP 3



■ = Local
■ = Regional (Serves Multiple Counties)

Estimated Cost of Needed Infrastructure for Cumberland County Five-year period July 2024 through June 2029

Project Type	Conceptual	Planning & Design + Construction
Transportation	\$ 75,435,319	\$ 329,364,072
Water and Wastewater	58,700,000	13,400,000
Post-secondary Education	10,060,000	29,550,000
Recreation	36,850,000	610,000
New Public Schools & Additions	500,000	10,125,000
Public Buildings	-	6,600,000
Business District Development	6,000,000	-
School Renovations	2,740,000	1,190,000
Law Enforcement	1,070,000	-
Broadband	-	-
Community Development	-	-
Fire Protection	-	-
Housing	-	-
Industrial Sites and Parks	-	-
Libraries, Museums, & Historic Sites	-	-
Other Education	-	-
Other Facilities	-	-
Other Utilities	-	-
Public Health Facilities	-	-
School-System-wide	-	-
Solid Waste	-	-
Storm Water	-	-
Total	\$ 191,355,319	\$ 390,839,072



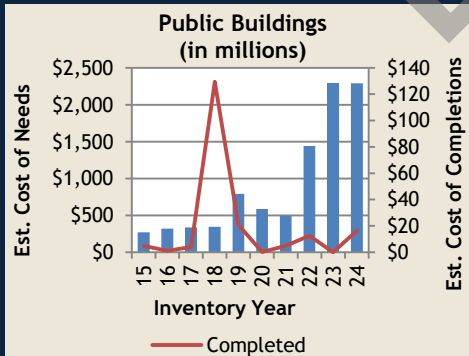
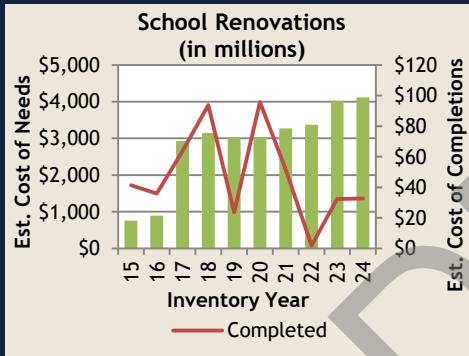
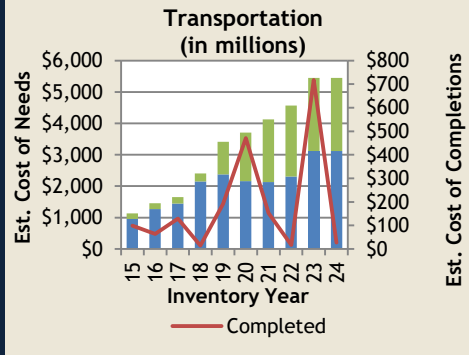
*Total Estimated Cost = Conceptual + Planning & Design + Construction

Davidson County

Total Estimated Cost* for Infrastructure Improvements

\$16,441,753,882

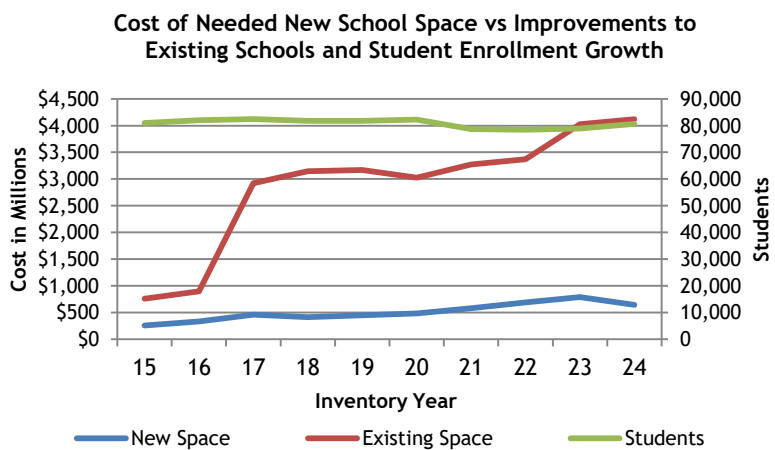
TOP 3



- = Local
- = Regional (Serves Multiple Counties)

Estimated Cost of Needed Infrastructure for Davidson County Five-year period July 2024 through June 2029

Project Type	Conceptual	Planning & Design + Construction
Transportation	\$ 2,145,148,363	\$ 3,265,207,224
School Renovations	3,672,300,000	447,640,000
Public Buildings	1,257,350,000	1,031,140,000
Water and Wastewater	26,830,000	1,742,389,000
Post-secondary Education	358,225,300	314,074,380
New Public Schools & Additions	396,260,000	249,440,000
Law Enforcement	403,160,000	218,349,000
Housing	-	164,000,000
Community Development	-	150,000,000
Recreation	5,440,000	143,836,515
Libraries, Museums, & Historic Sites	60,924,000	55,530,400
Public Health Facilities	21,650,000	85,820,000
Fire Protection	75,000,000	12,000,000
Other Education	58,180,000	25,860,000
Other Facilities	6,240,000	26,367,700
Storm Water	-	21,392,000
Business District Development	-	2,000,000
Broadband	-	-
Industrial Sites and Parks	-	-
Other Utilities	-	-
School-System-wide	-	-
Solid Waste	-	-
Total	\$ 8,486,707,663	\$ 7,955,046,219



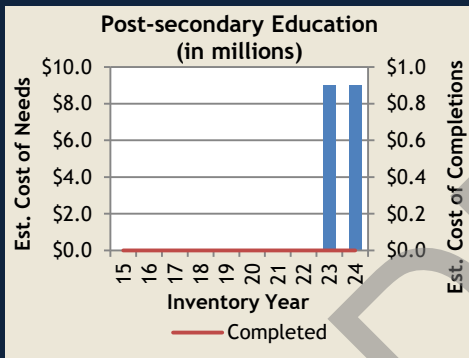
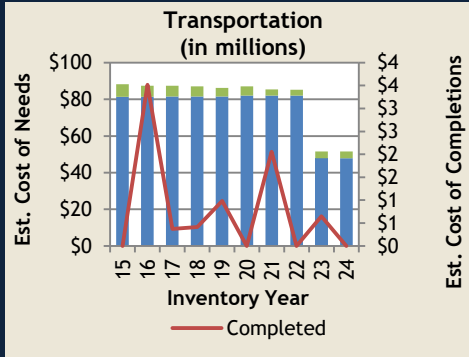
*Total Estimated Cost = Conceptual + Planning & Design + Construction

Decatur County

Total Estimated Cost* for Infrastructure Improvements

\$70,675,821

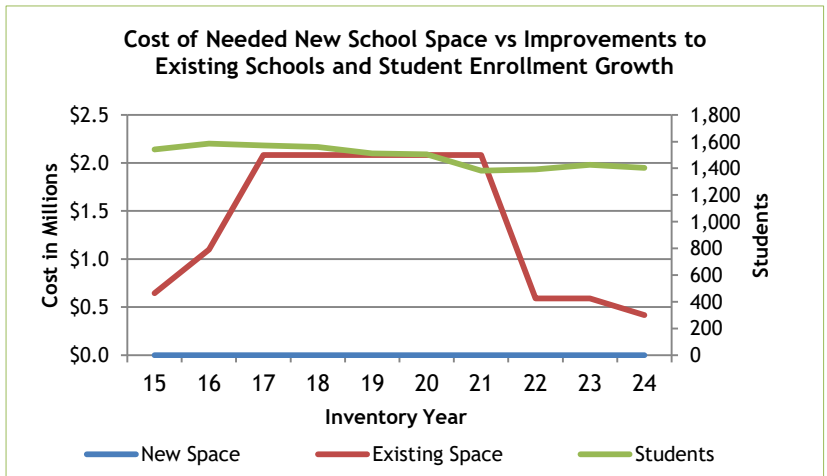
TOP 3



- = Local
- = Regional (Serves Multiple Counties)

Estimated Cost of Needed Infrastructure for Decatur County Five-year period July 2024 through June 2029

Project Type	Conceptual	Planning & Design + Construction
Transportation	\$ 54,928,085	\$ 3,855,453
Post-secondary Education	-	9,014,583
Water and Wastewater	-	1,710,500
Storm Water	750,000	-
School Renovations	417,200	-
Broadband	-	-
Business District Development	-	-
Community Development	-	-
Fire Protection	-	-
Housing	-	-
Industrial Sites and Parks	-	-
Law Enforcement	-	-
Libraries, Museums, & Historic Sites	-	-
New Public Schools & Additions	-	-
Other Education	-	-
Other Facilities	-	-
Other Utilities	-	-
Public Buildings	-	-
Public Health Facilities	-	-
Recreation	-	-
School-System-wide	-	-
Solid Waste	-	-
Total	\$ 56,095,285	\$ 14,580,536



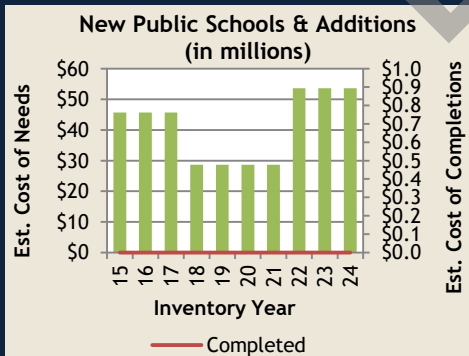
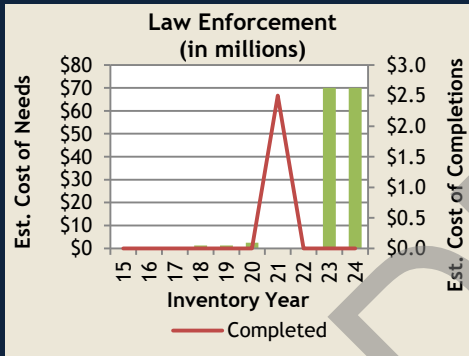
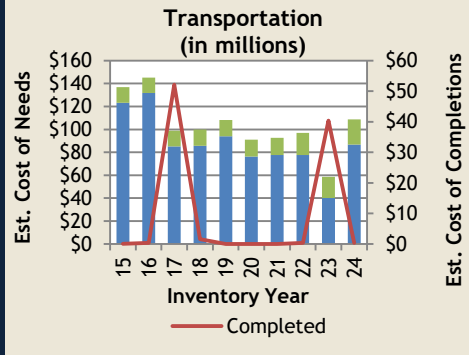
*Total Estimated Cost = Conceptual + Planning & Design + Construction

DeKalb County

Total Estimated Cost* for Infrastructure Improvements

\$250,023,683

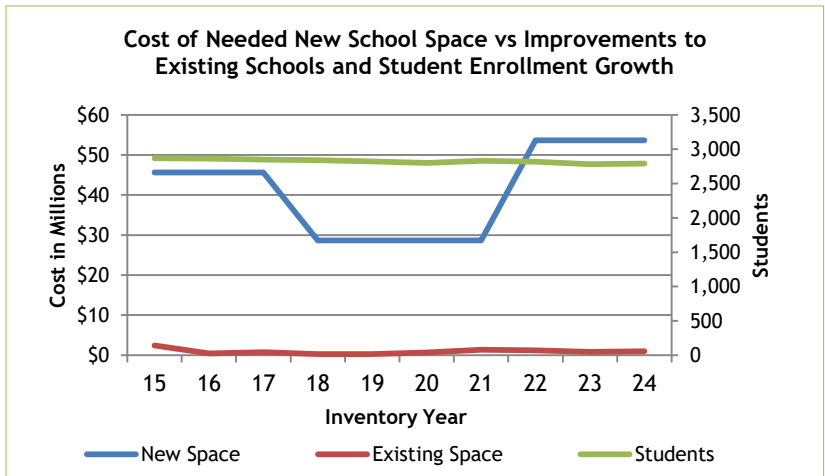
TOP 3



■ = Local
■ = Regional (Serves Multiple Counties)

Estimated Cost of Needed Infrastructure for DeKalb County Five-year period July 2024 through June 2029

Project Type	Conceptual	Planning & Design + Construction
Transportation	\$ 73,037,483	\$ 35,675,000
Law Enforcement	70,000,000	-
New Public Schools & Additions	3,660,000	50,000,000
Recreation	2,880,000	5,540,000
Water and Wastewater	-	5,300,000
Industrial Sites and Parks	2,450,000	261,200
School Renovations	100,000	870,000
Fire Protection	250,000	-
Broadband	-	-
Business District Development	-	-
Community Development	-	-
Housing	-	-
Libraries, Museums, & Historic Sites	-	-
Other Education	-	-
Other Facilities	-	-
Other Utilities	-	-
Post-secondary Education	-	-
Public Buildings	-	-
Public Health Facilities	-	-
School-System-wide	-	-
Solid Waste	-	-
Storm Water	-	-
Total	\$ 152,377,483	\$ 97,646,200



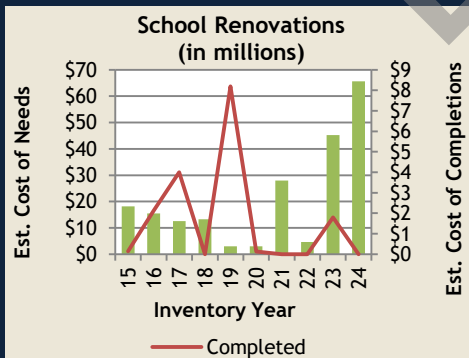
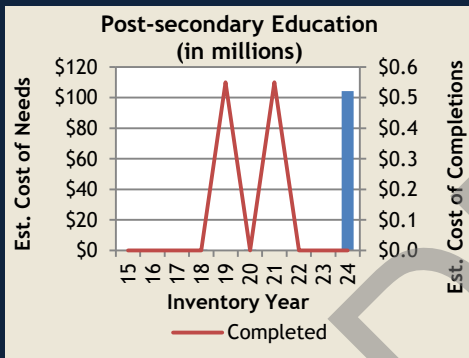
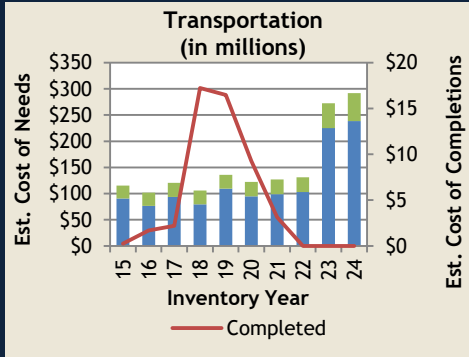
*Total Estimated Cost = Conceptual + Planning & Design + Construction

Dickson County

Total Estimated Cost* for Infrastructure Improvements

\$585,786,622

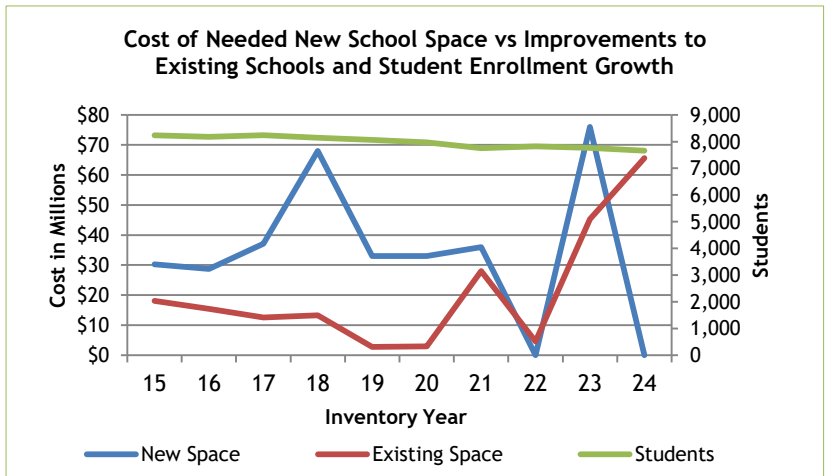
TOP 3



- = Local
- = Regional (Serves Multiple Counties)

Estimated Cost of Needed Infrastructure for Dickson County Five-year period July 2024 through June 2029

Project Type	Conceptual	Planning & Design + Construction
Transportation	\$ 52,897,426	\$ 239,036,797
Post-secondary Education	-	104,175,000
School Renovations	54,650,000	10,969,180
Recreation	43,290,000	11,770,000
Water and Wastewater	-	11,054,583
School-System-wide	10,000,000	-
Public Buildings	-	8,250,000
Public Health Facilities	-	7,500,000
Other Facilities	-	7,100,000
Law Enforcement	5,000,000	1,220,000
Fire Protection	5,750,000	-
Solid Waste	1,000,000	4,465,000
Community Development	1,500,000	2,100,000
Industrial Sites and Parks	-	3,308,636
Business District Development	-	750,000
Broadband	-	-
Housing	-	-
Libraries, Museums, & Historic Sites	-	-
New Public Schools & Additions	-	-
Other Education	-	-
Other Utilities	-	-
Storm Water	-	-
Total	\$ 174,087,426	\$ 411,699,196



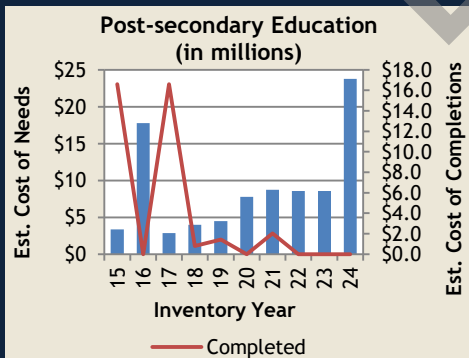
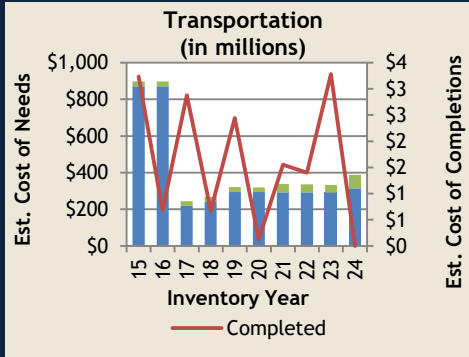
*Total Estimated Cost = Conceptual + Planning & Design + Construction

Dyer County

Total Estimated Cost* for Infrastructure Improvements

\$453,955,003

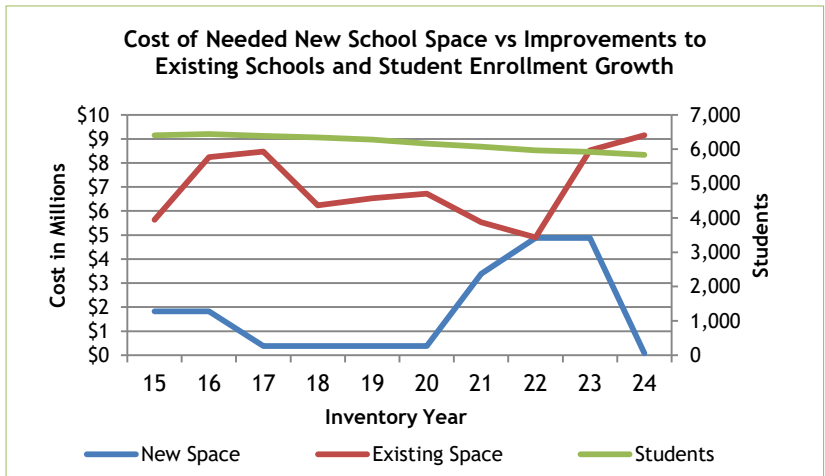
TOP 3



- = Local
- = Regional (Serves Multiple Counties)

Estimated Cost of Needed Infrastructure for Dyer County Five-year period July 2024 through June 2029

Project Type	Conceptual	Planning & Design + Construction
Transportation	\$ 128,535,574	\$ 258,890,659
Community Development	21,000,000	3,400,000
Post-secondary Education	5,030,000	18,741,000
School Renovations	2,560,000	6,594,715
Water and Wastewater	3,150,000	-
Recreation	500,000	1,456,723
Public Buildings	1,400,000	-
Libraries, Museums, & Historic Sites	1,075,000	-
Law Enforcement	-	750,000
Fire Protection	-	591,332
Business District Development	200,000	-
New Public Schools & Additions	80,000	-
Broadband	-	-
Housing	-	-
Industrial Sites and Parks	-	-
Other Education	-	-
Other Facilities	-	-
Other Utilities	-	-
Public Health Facilities	-	-
School-System-wide	-	-
Solid Waste	-	-
Storm Water	-	-
Total	\$ 163,530,574	\$ 290,424,429



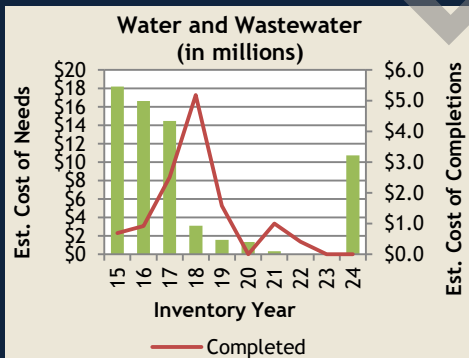
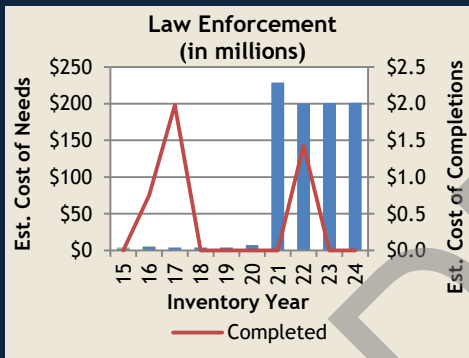
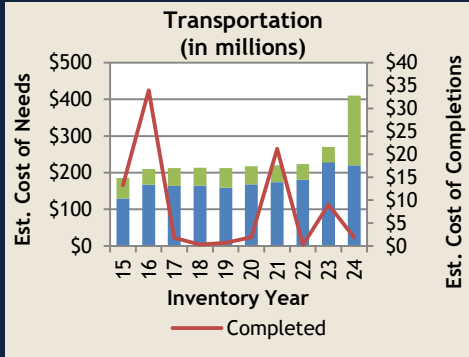
*Total Estimated Cost = Conceptual + Planning & Design + Construction

Fayette County

Total Estimated Cost* for Infrastructure Improvements

\$630,598,121

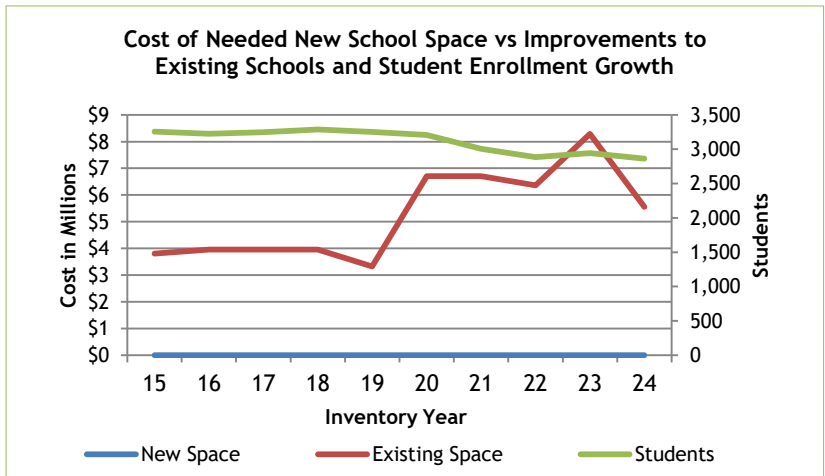
TOP 3



■ = Local
■ = Regional (Serves Multiple Counties)

Estimated Cost of Needed Infrastructure for Fayette County Five-year period July 2024 through June 2029

Project Type	Conceptual	Planning & Design + Construction
Transportation	\$ 64,166,975	\$ 345,920,291
Law Enforcement	-	201,050,000
Water and Wastewater	-	10,717,000
School Renovations	3,981,000	1,580,000
Public Buildings	-	1,632,855
Other Utilities	-	1,200,000
Community Development	-	350,000
Broadband	-	-
Business District Development	-	-
Fire Protection	-	-
Housing	-	-
Industrial Sites and Parks	-	-
Libraries, Museums, & Historic Sites	-	-
New Public Schools & Additions	-	-
Other Education	-	-
Other Facilities	-	-
Post-secondary Education	-	-
Public Health Facilities	-	-
Recreation	-	-
School-System-wide	-	-
Solid Waste	-	-
Storm Water	-	-
Total	\$ 68,147,975	\$ 562,450,146



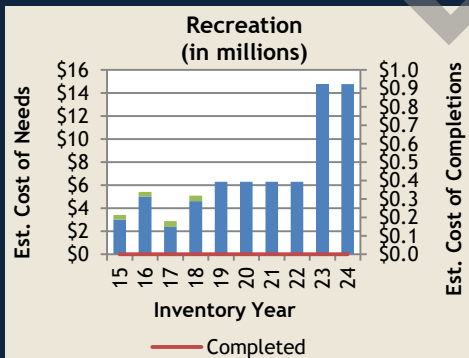
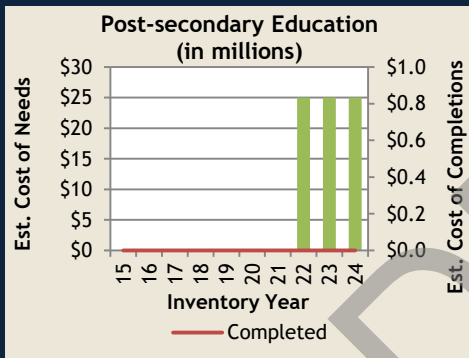
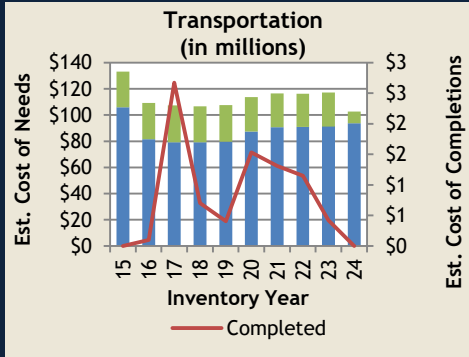
*Total Estimated Cost = Conceptual + Planning & Design + Construction

Fentress County

Total Estimated Cost* for Infrastructure Improvements

\$157,400,092

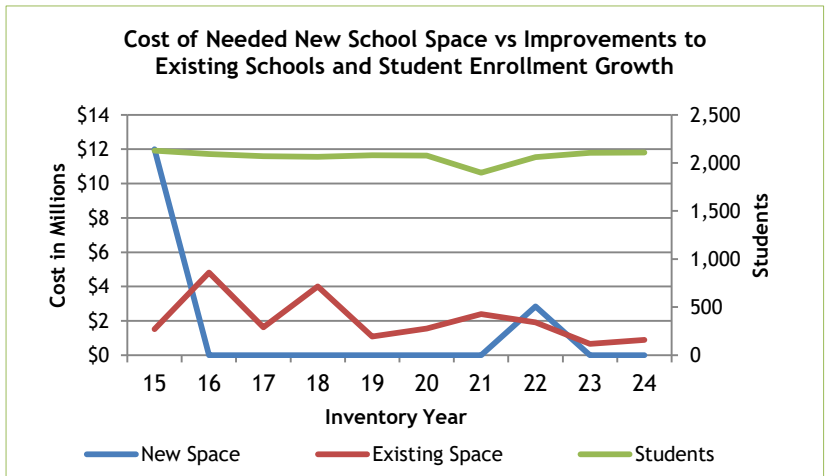
TOP 3



■ = Local
■ = Regional (Serves Multiple Counties)

Estimated Cost of Needed Infrastructure for Fentress County Five-year period July 2024 through June 2029

Project Type	Conceptual	Planning & Design + Construction
Transportation	\$ 9,929,070	\$ 92,793,022
Post-secondary Education	-	25,000,000
Recreation	14,770,000	-
Other Education	11,960,000	1,310,000
School Renovations	300,000	588,000
Water and Wastewater	200,000	250,000
Community Development	300,000	-
Broadband	-	-
Business District Development	-	-
Fire Protection	-	-
Housing	-	-
Industrial Sites and Parks	-	-
Law Enforcement	-	-
Libraries, Museums, & Historic Sites	-	-
New Public Schools & Additions	-	-
Other Facilities	-	-
Other Utilities	-	-
Public Buildings	-	-
Public Health Facilities	-	-
School-System-wide	-	-
Solid Waste	-	-
Storm Water	-	-
Total	\$ 37,459,070	\$ 119,941,022



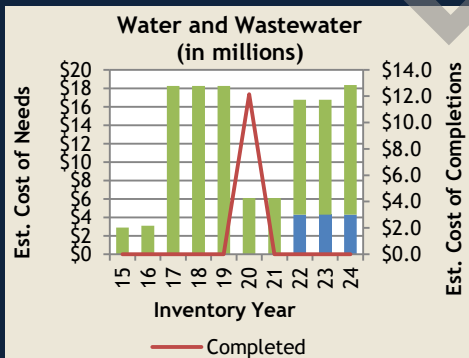
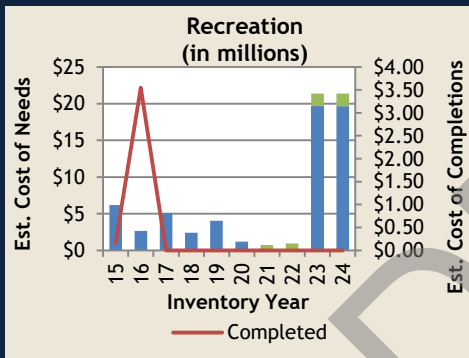
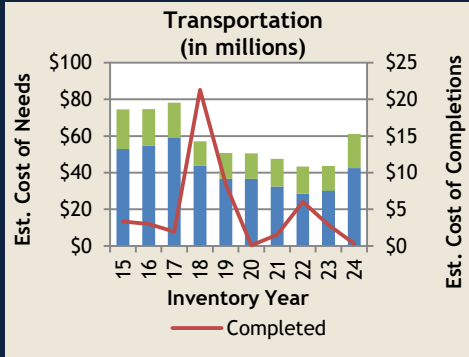
*Total Estimated Cost = Conceptual + Planning & Design + Construction

Franklin County

Total Estimated Cost* for Infrastructure Improvements

\$118,806,956

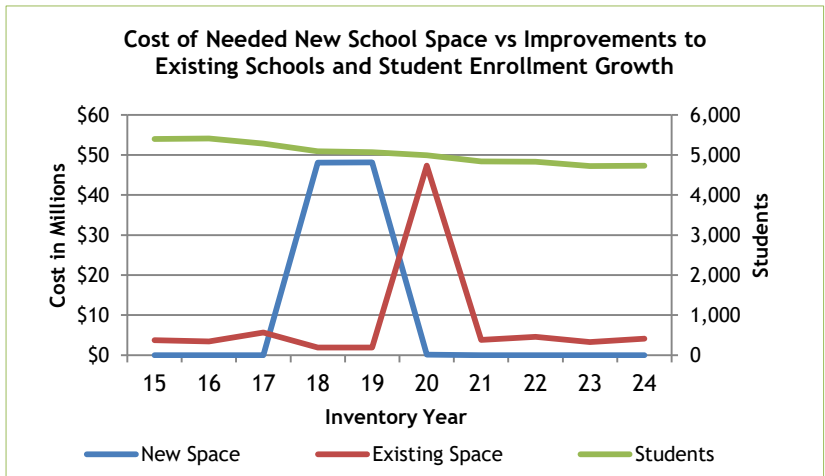
TOP 3



■ = Local
■ = Regional (Serves Multiple Counties)

Estimated Cost of Needed Infrastructure for Franklin County Five-year period July 2024 through June 2029

Project Type	Conceptual	Planning & Design + Construction
Transportation	\$ 49,673,636	\$ 11,509,820
Recreation	5,760,000	15,620,000
Water and Wastewater	600,000	17,760,000
Public Buildings	10,790,000	-
School Renovations	2,813,500	1,280,000
Storm Water	-	2,000,000
Community Development	-	1,000,000
Broadband	-	-
Business District Development	-	-
Fire Protection	-	-
Housing	-	-
Industrial Sites and Parks	-	-
Law Enforcement	-	-
Libraries, Museums, & Historic Sites	-	-
New Public Schools & Additions	-	-
Other Education	-	-
Other Facilities	-	-
Other Utilities	-	-
Post-secondary Education	-	-
Public Health Facilities	-	-
School-System-wide	-	-
Solid Waste	-	-
Total	\$ 69,637,136	\$ 49,169,820



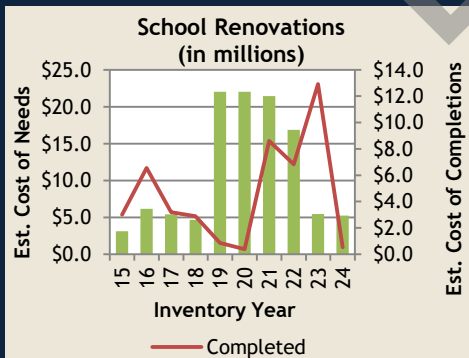
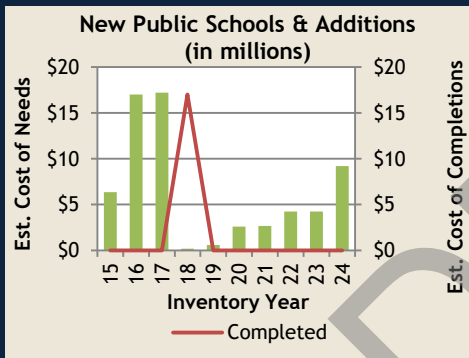
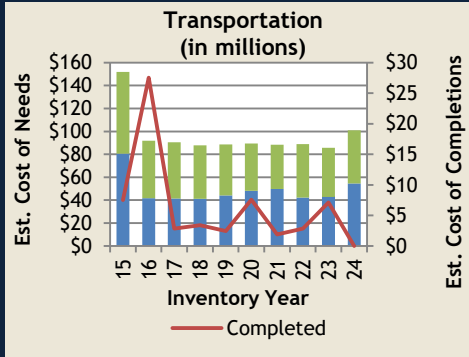
*Total Estimated Cost = Conceptual + Planning & Design + Construction

Gibson County

Total Estimated Cost* for Infrastructure Improvements

\$128,684,217

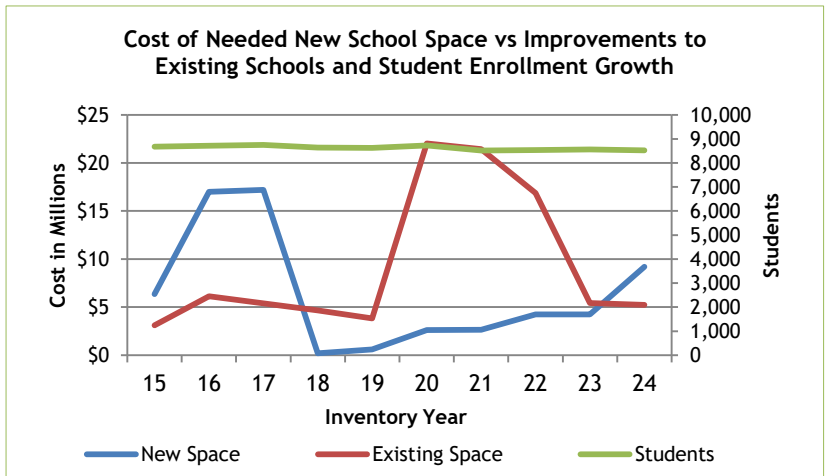
TOP 3



■ = Local
■ = Regional (Serves Multiple Counties)

Estimated Cost of Needed Infrastructure for Gibson County Five-year period July 2024 through June 2029

Project Type	Conceptual	Planning & Design + Construction
Transportation	\$ 71,626,552	\$ 29,221,265
New Public Schools & Additions	7,800,000	1,400,000
School Renovations	2,900,000	2,321,400
Industrial Sites and Parks	-	4,500,000
Water and Wastewater	2,390,000	725,000
Business District Development	2,000,000	-
Storm Water	1,500,000	-
Recreation	300,000	1,000,000
Libraries, Museums, & Historic Sites	-	400,000
Fire Protection	300,000	-
Public Buildings	300,000	-
Broadband	-	-
Community Development	-	-
Housing	-	-
Law Enforcement	-	-
Other Education	-	-
Other Facilities	-	-
Other Utilities	-	-
Post-secondary Education	-	-
Public Health Facilities	-	-
School-System-wide	-	-
Solid Waste	-	-
Total	\$ 89,116,552	\$ 39,567,665



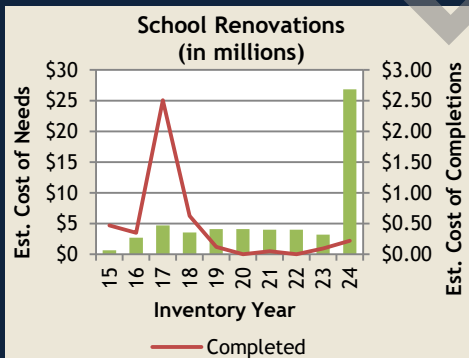
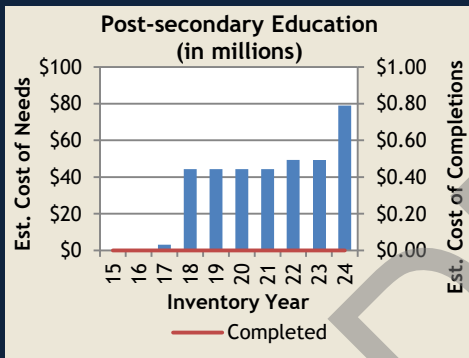
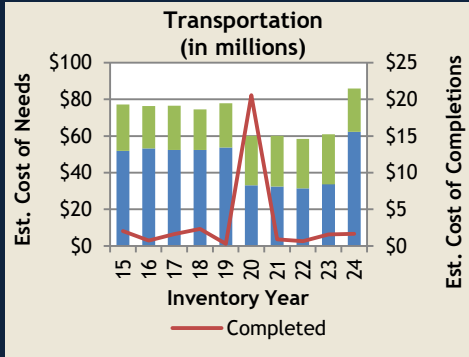
*Total Estimated Cost = Conceptual + Planning & Design + Construction

Giles County

Total Estimated Cost* for Infrastructure Improvements

\$257,573,303

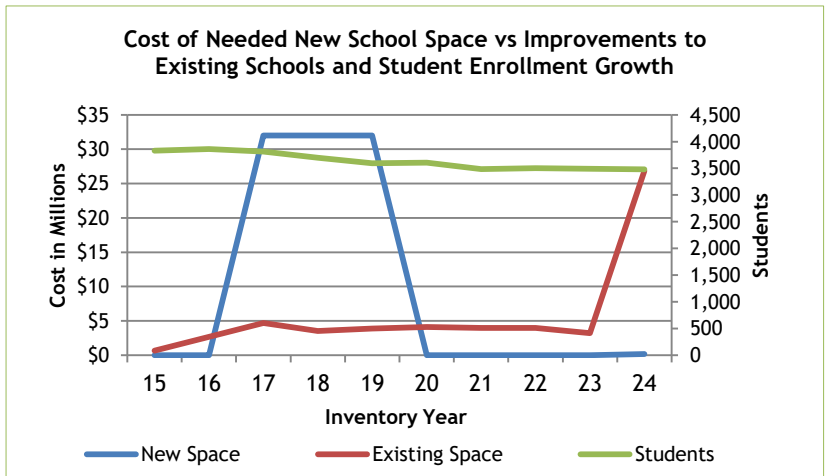
TOP 3



■ = Local
■ = Regional (Serves Multiple Counties)

Estimated Cost of Needed Infrastructure for Giles County Five-year period July 2024 through June 2029

Project Type	Conceptual	Planning & Design + Construction
Transportation	\$ 53,834,349	\$ 32,006,590
Post-secondary Education	43,170,000	35,875,850
School Renovations	6,245,113	20,600,000
School-System-wide	-	20,000,000
Recreation	10,000,000	4,200,000
Public Buildings	250,000	10,180,000
Law Enforcement	-	7,000,000
Other Utilities	-	6,600,000
Water and Wastewater	731,000	3,000,000
Libraries, Museums, & Historic Sites	-	2,142,860
Broadband	-	1,500,000
New Public Schools & Additions	-	187,541
Community Development	-	50,000
Business District Development	-	-
Fire Protection	-	-
Housing	-	-
Industrial Sites and Parks	-	-
Other Education	-	-
Other Facilities	-	-
Public Health Facilities	-	-
Solid Waste	-	-
Storm Water	-	-
Total	\$ 114,230,462	\$ 143,342,841



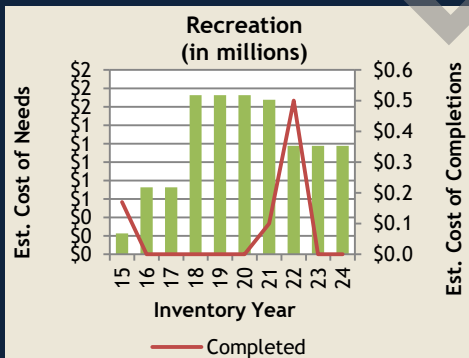
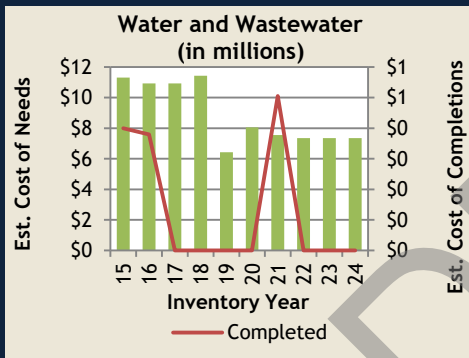
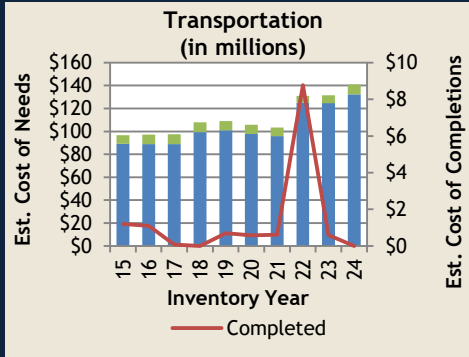
*Total Estimated Cost = Conceptual + Planning & Design + Construction

Grainger County

Total Estimated Cost* for Infrastructure Improvements

\$151,748,883

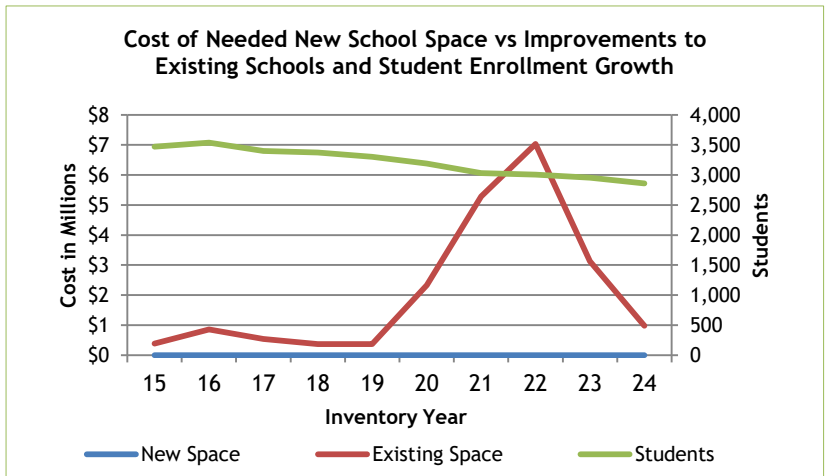
TOP 3



■ = Local
■ = Regional (Serves Multiple Counties)

Estimated Cost of Needed Infrastructure for Grainger County Five-year period July 2024 through June 2029

Project Type	Conceptual	Planning & Design + Construction
Transportation	\$ 22,126,631	\$ 118,801,498
Water and Wastewater	3,326,400	4,025,850
Recreation	175,000	1,000,000
Industrial Sites and Parks	1,000,000	-
School Renovations	350,000	635,000
School-System-wide	-	200,000
Community Development	-	108,504
Broadband	-	-
Business District Development	-	-
Fire Protection	-	-
Housing	-	-
Law Enforcement	-	-
Libraries, Museums, & Historic Sites	-	-
New Public Schools & Additions	-	-
Other Education	-	-
Other Facilities	-	-
Other Utilities	-	-
Post-secondary Education	-	-
Public Buildings	-	-
Public Health Facilities	-	-
Solid Waste	-	-
Storm Water	-	-
Total	\$ 26,978,031	\$ 124,770,852



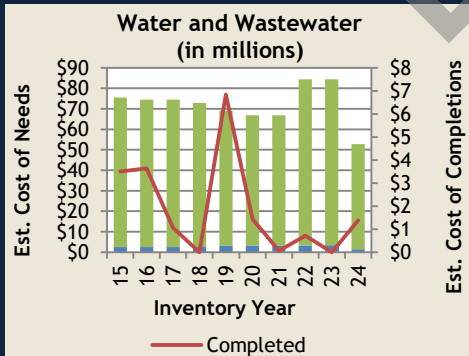
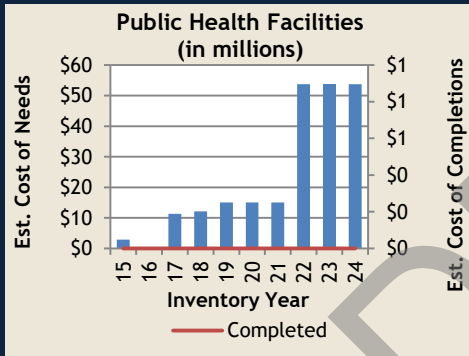
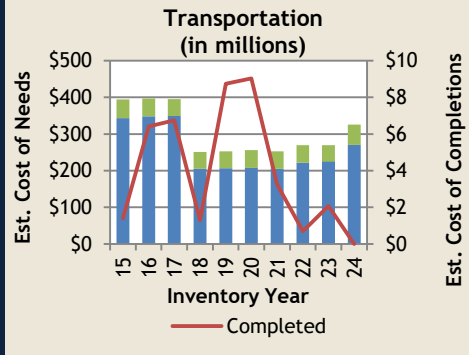
*Total Estimated Cost = Conceptual + Planning & Design + Construction

Greene County

Total Estimated Cost* for Infrastructure Improvements

\$573,430,234

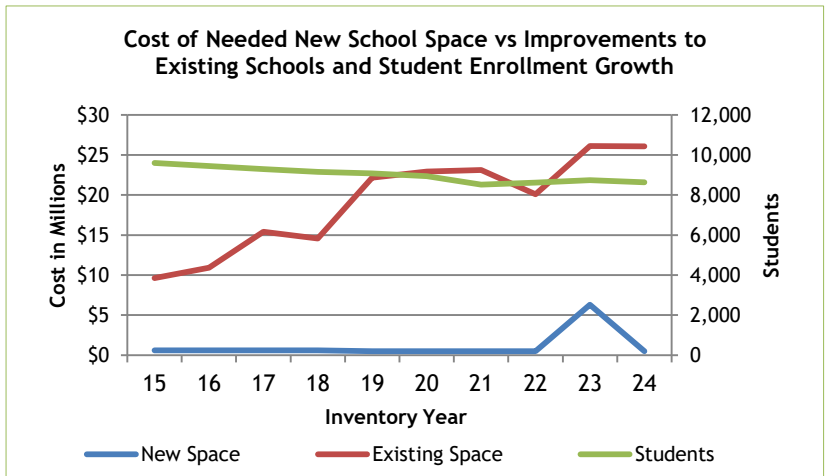
TOP 3



- = Local
- = Regional (Serves Multiple Counties)

Estimated Cost of Needed Infrastructure for Greene County Five-year period July 2024 through June 2029

Project Type	Conceptual	Planning & Design + Construction
Transportation	\$ 125,191,476	\$ 200,428,956
Public Health Facilities	-	53,740,000
Water and Wastewater	42,532,000	10,152,877
Post-secondary Education	1,000,000	35,220,000
School Renovations	21,565,000	4,510,741
Storm Water	25,500,000	100,000
Business District Development	5,500,000	11,490,000
Law Enforcement	12,000,000	-
Fire Protection	2,800,000	5,220,000
Other Facilities	5,000,000	-
Recreation	580,000	4,255,000
Community Development	1,500,000	1,620,184
Other Utilities	1,000,000	835,000
Broadband	-	910,000
New Public Schools & Additions	500,000	-
Public Buildings	279,000	-
Housing	-	-
Industrial Sites and Parks	-	-
Libraries, Museums, & Historic Sites	-	-
Other Education	-	-
School-System-wide	-	-
Solid Waste	-	-
Total	\$ 244,947,476	\$ 328,482,758



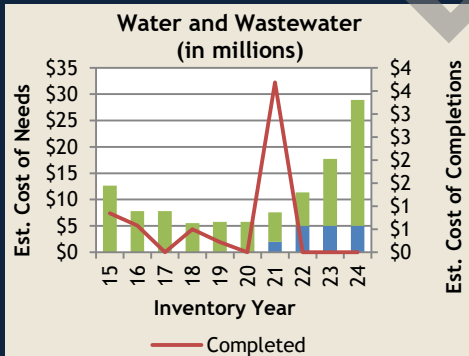
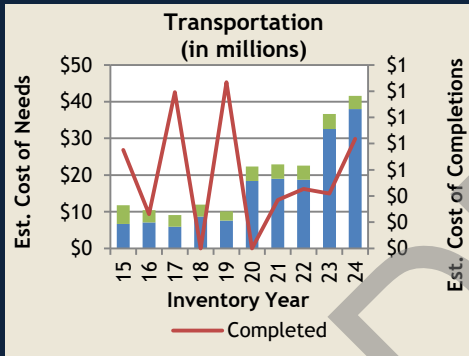
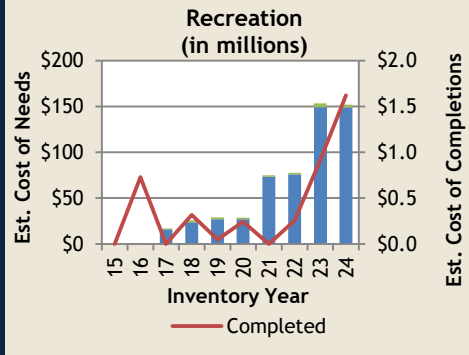
*Total Estimated Cost = Conceptual + Planning & Design + Construction

Grundy County

Total Estimated Cost* for Infrastructure Improvements

\$239,827,553

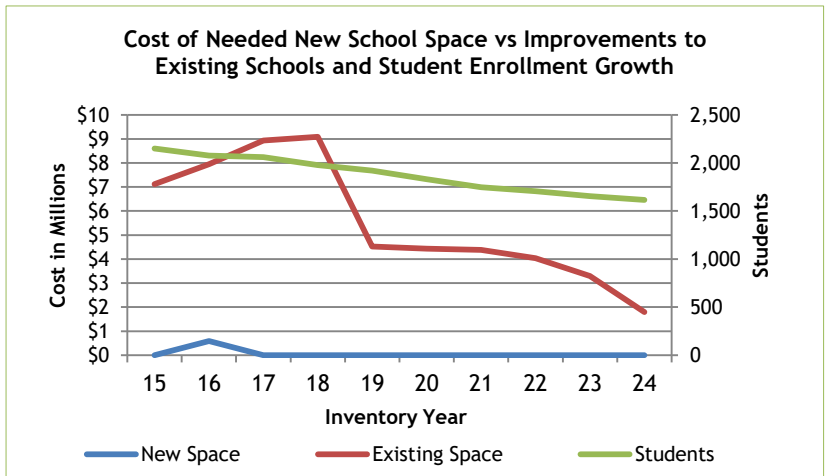
TOP 3



■ = Local
■ = Regional (Serves Multiple Counties)

Estimated Cost of Needed Infrastructure for Grundy County Five-year period July 2024 through June 2029

Project Type	Conceptual	Planning & Design + Construction
Recreation	\$ 42,060,000	\$ 109,849,858
Transportation	11,887,038	29,744,875
Water and Wastewater	12,800,000	16,130,000
Industrial Sites and Parks	-	12,000,000
School Renovations	774,149	1,021,633
Community Development	250,000	1,510,000
Public Health Facilities	-	1,500,000
Fire Protection	150,000	-
Libraries, Museums, & Historic Sites	150,000	-
Broadband	-	-
Business District Development	-	-
Housing	-	-
Law Enforcement	-	-
New Public Schools & Additions	-	-
Other Education	-	-
Other Facilities	-	-
Other Utilities	-	-
Post-secondary Education	-	-
Public Buildings	-	-
School-System-wide	-	-
Solid Waste	-	-
Storm Water	-	-
Total	\$ 68,071,187	\$ 171,756,366



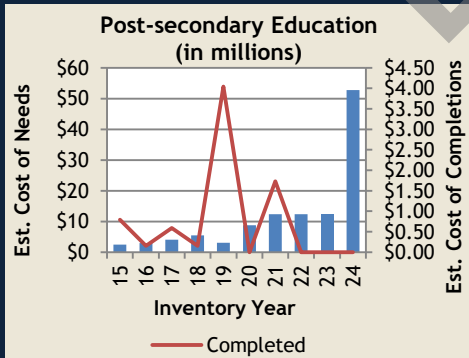
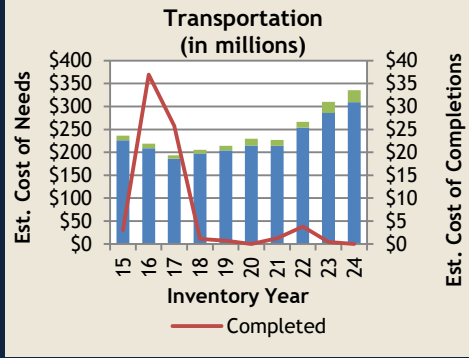
*Total Estimated Cost = Conceptual + Planning & Design + Construction

Hamblen County

Total Estimated Cost* for Infrastructure Improvements

\$558,077,386

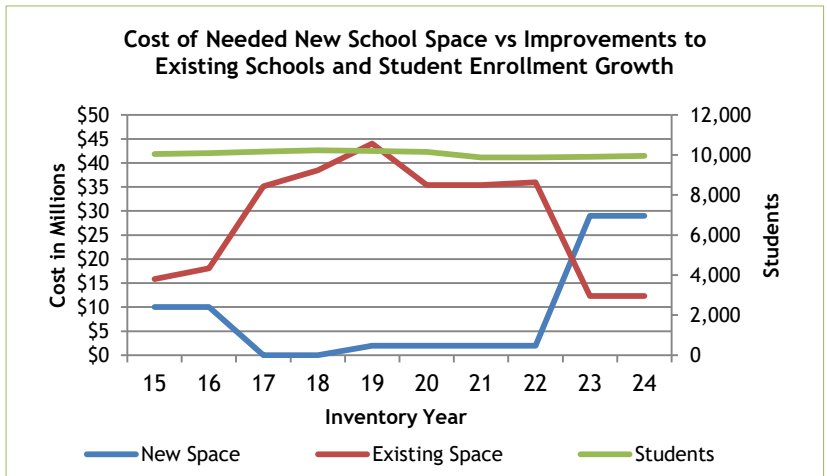
TOP 3



- = Local
- = Regional (Serves Multiple Counties)

Estimated Cost of Needed Infrastructure for Hamblen County Five-year period July 2024 through June 2029

Project Type	Conceptual	Planning & Design + Construction
Transportation	\$ 114,048,020	\$ 221,446,139
Law Enforcement	-	105,000,000
Post-secondary Education	8,930,000	43,848,000
New Public Schools & Additions	27,000,000	2,000,000
Recreation	-	13,589,954
School Renovations	3,104,000	9,211,273
Fire Protection	-	5,000,000
Public Health Facilities	-	4,500,000
Public Buildings	400,000	-
Broadband	-	-
Business District Development	-	-
Community Development	-	-
Housing	-	-
Industrial Sites and Parks	-	-
Libraries, Museums, & Historic Sites	-	-
Other Education	-	-
Other Facilities	-	-
Other Utilities	-	-
School-System-wide	-	-
Solid Waste	-	-
Storm Water	-	-
Water and Wastewater	-	-
Total	\$ 153,482,020	\$ 404,595,366



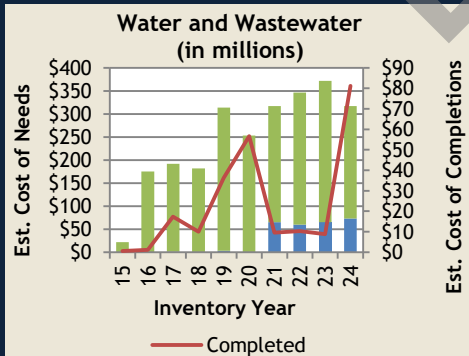
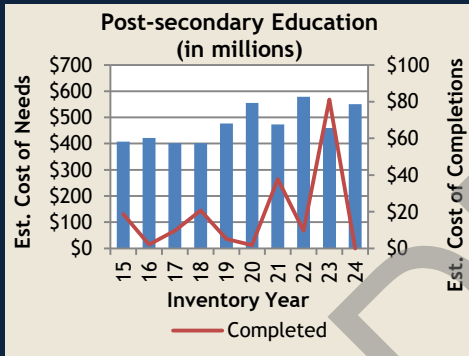
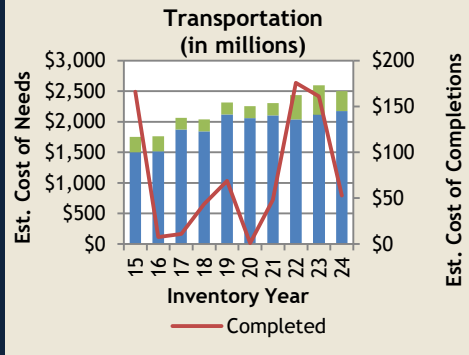
*Total Estimated Cost = Conceptual + Planning & Design + Construction

Hamilton County

Total Estimated Cost* for Infrastructure Improvements

\$3,925,690,957

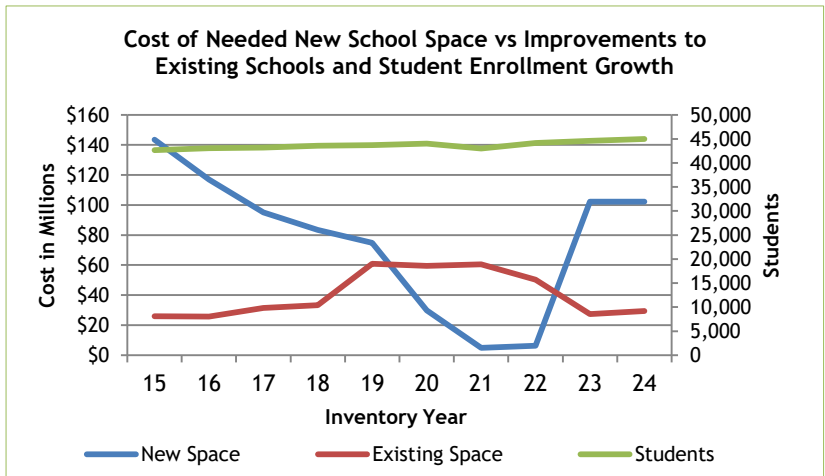
TOP 3



- = Local
- = Regional (Serves Multiple Counties)

Estimated Cost of Needed Infrastructure for Hamilton County Five-year period July 2024 through June 2029

Project Type	Conceptual	Planning & Design + Construction
Transportation	\$ 361,248,774	\$ 2,138,248,391
Post-secondary Education	64,970,000	485,923,110
Water and Wastewater	130,630,000	186,803,840
Public Health Facilities	276,520,000	5,260,000
New Public Schools & Additions	100,000	102,200,000
Recreation	32,205,000	37,310,152
Law Enforcement	11,950,000	19,643,723
School Renovations	12,590,000	16,730,850
Public Buildings	1,340,000	25,600,000
Community Development	3,000,000	7,474,175
Storm Water	3,964,000	1,062,000
Industrial Sites and Parks	-	916,942
Broadband	-	-
Business District Development	-	-
Fire Protection	-	-
Housing	-	-
Libraries, Museums, & Historic Sites	-	-
Other Education	-	-
Other Facilities	-	-
Other Utilities	-	-
School-System-wide	-	-
Solid Waste	-	-
Total	\$ 898,517,774	\$ 3,027,173,183



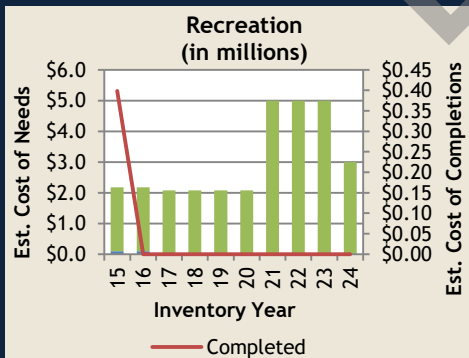
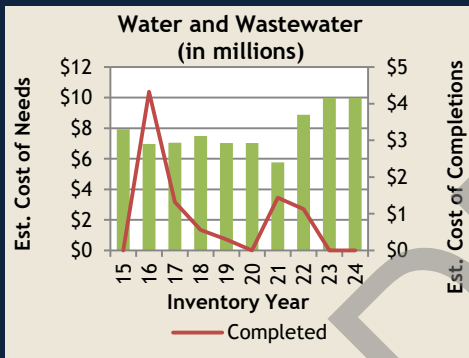
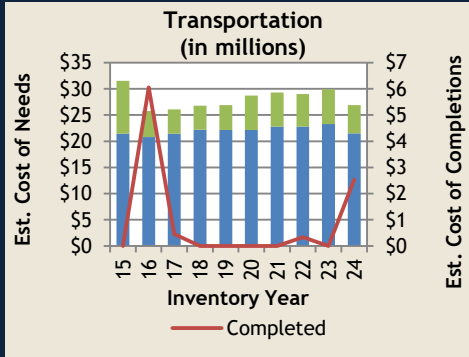
*Total Estimated Cost = Conceptual + Planning & Design + Construction

Hancock County

Total Estimated Cost* for Infrastructure Improvements

\$41,659,958

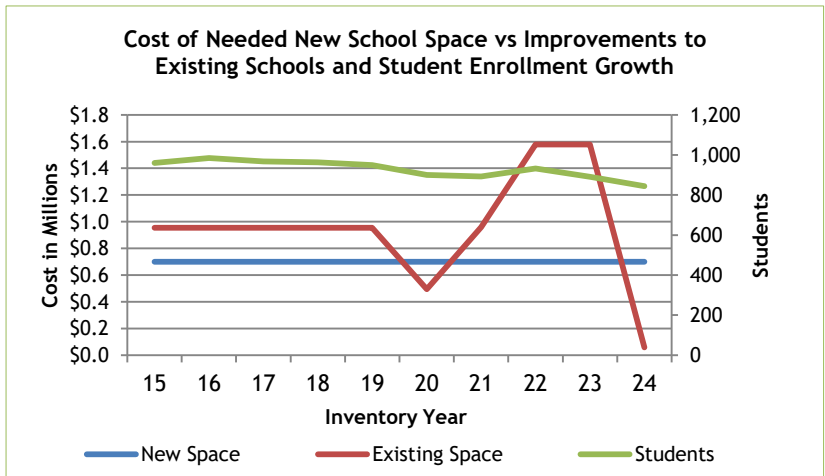
TOP 3



■ = Local
■ = Regional (Serves Multiple Counties)

Estimated Cost of Needed Infrastructure for Hancock County Five-year period July 2024 through June 2029

Project Type	Conceptual	Planning & Design + Construction
Transportation	\$ 24,503,754	\$ 2,378,999
Water and Wastewater	5,587,063	4,385,442
Recreation	3,000,000	-
New Public Schools & Additions	-	700,000
Other Utilities	540,000	-
Community Development	-	396,300
Public Buildings	-	110,000
School Renovations	-	58,400
Broadband	-	-
Business District Development	-	-
Fire Protection	-	-
Housing	-	-
Industrial Sites and Parks	-	-
Law Enforcement	-	-
Libraries, Museums, & Historic Sites	-	-
Other Education	-	-
Other Facilities	-	-
Post-secondary Education	-	-
Public Health Facilities	-	-
School-System-wide	-	-
Solid Waste	-	-
Storm Water	-	-
Total	\$ 33,630,817	\$ 8,029,141



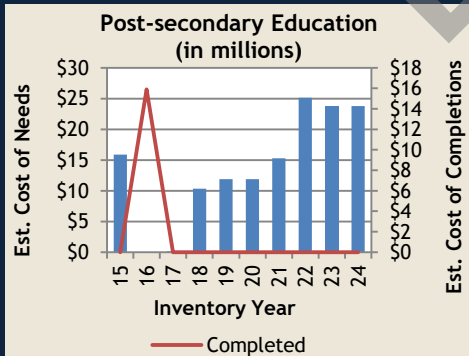
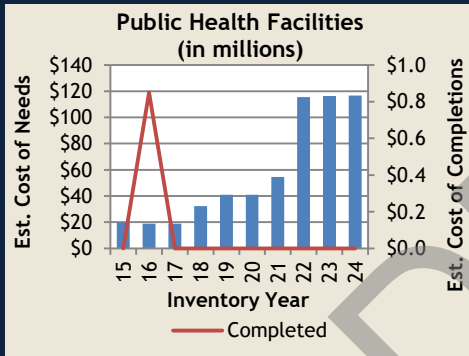
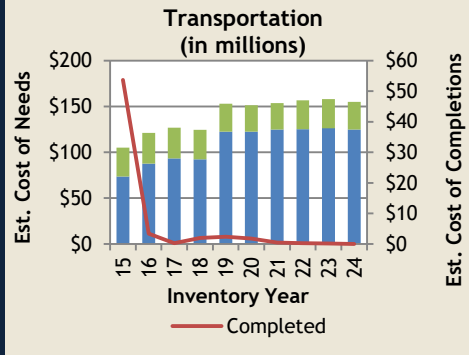
*Total Estimated Cost = Conceptual + Planning & Design + Construction

Hardeman County

Total Estimated Cost* for Infrastructure Improvements

\$334,902,170

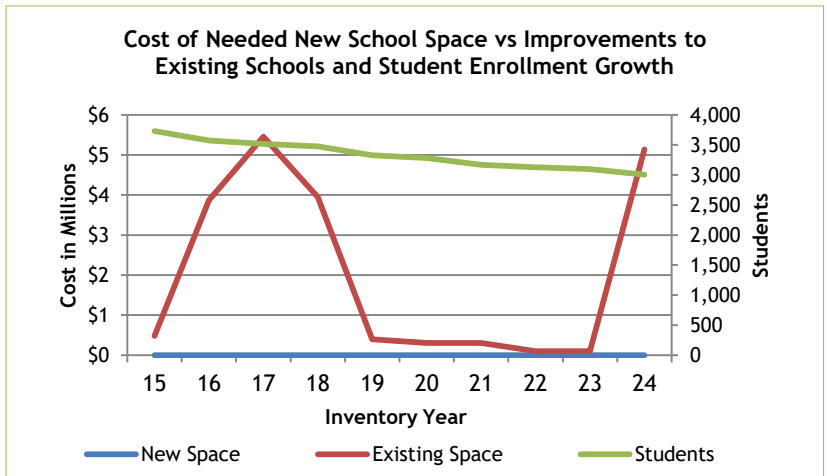
TOP 3



■ = Local
■ = Regional (Serves Multiple Counties)

Estimated Cost of Needed Infrastructure for Hardeman County Five-year period July 2024 through June 2029

Project Type	Conceptual	Planning & Design + Construction
Transportation	\$ 52,320,317	\$ 102,791,029
Public Health Facilities	53,600,000	62,990,000
Post-secondary Education	7,100,000	16,700,000
Recreation	300,000	23,309,456
Water and Wastewater	950,000	5,924,368
School Renovations	100,000	5,037,000
Law Enforcement	2,080,000	-
Fire Protection	950,000	-
Public Buildings	-	750,000
Broadband	-	-
Business District Development	-	-
Community Development	-	-
Housing	-	-
Industrial Sites and Parks	-	-
Libraries, Museums, & Historic Sites	-	-
New Public Schools & Additions	-	-
Other Education	-	-
Other Facilities	-	-
Other Utilities	-	-
School-System-wide	-	-
Solid Waste	-	-
Storm Water	-	-
Total	\$ 117,400,317	\$ 217,501,853



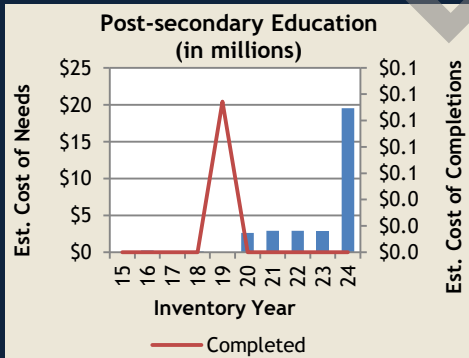
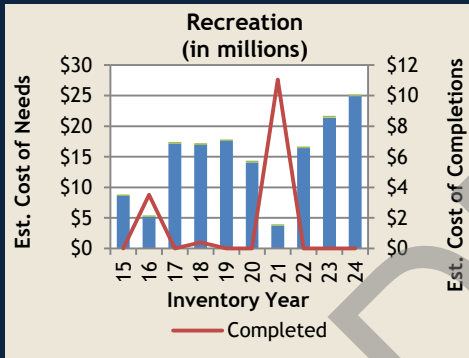
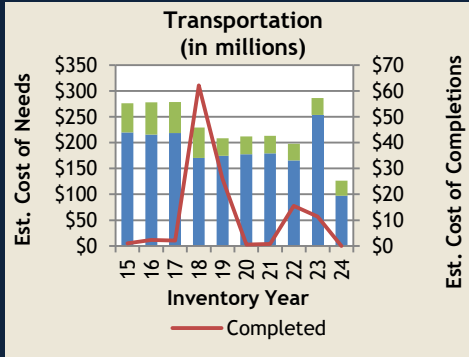
*Total Estimated Cost = Conceptual + Planning & Design + Construction

Hardin County

Total Estimated Cost* for Infrastructure Improvements

\$182,416,786

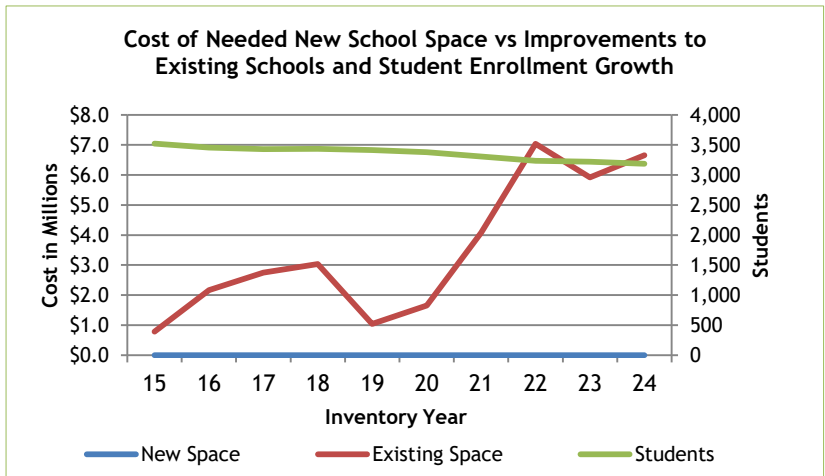
TOP 3



- = Local
- = Regional (Serves Multiple Counties)

Estimated Cost of Needed Infrastructure for Hardin County Five-year period July 2024 through June 2029

Project Type	Conceptual	Planning & Design + Construction
Transportation	\$ 70,323,494	\$ 56,261,006
Recreation	10,295,000	14,870,000
Post-secondary Education	-	19,535,000
School Renovations	-	6,652,863
Water and Wastewater	-	2,709,423
Industrial Sites and Parks	-	820,000
Business District Development	500,000	-
Fire Protection	350,000	-
Libraries, Museums, & Historic Sites	100,000	-
Broadband	-	-
Community Development	-	-
Housing	-	-
Law Enforcement	-	-
New Public Schools & Additions	-	-
Other Education	-	-
Other Facilities	-	-
Other Utilities	-	-
Public Buildings	-	-
Public Health Facilities	-	-
School-System-wide	-	-
Solid Waste	-	-
Storm Water	-	-
Total	\$ 81,568,494	\$ 100,848,292



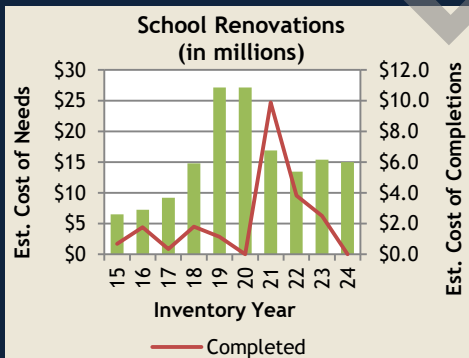
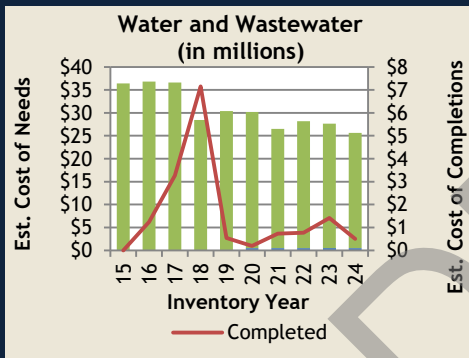
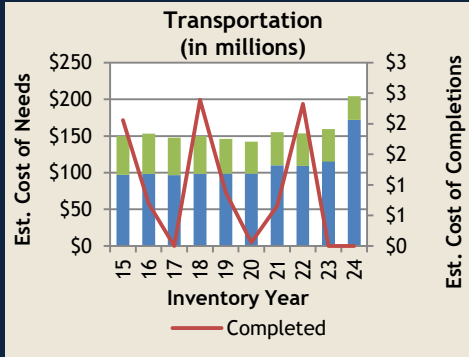
*Total Estimated Cost = Conceptual + Planning & Design + Construction

Hawkins County

Total Estimated Cost* for Infrastructure Improvements

\$266,999,995

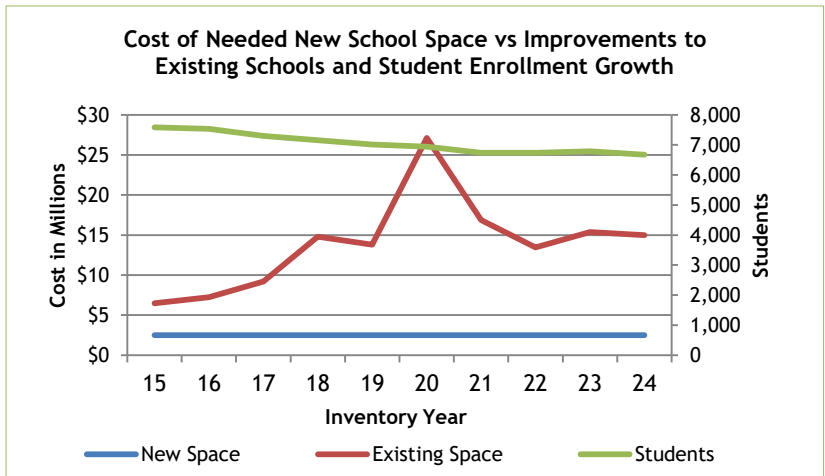
TOP 3



■ = Local
■ = Regional (Serves Multiple Counties)

Estimated Cost of Needed Infrastructure for Hawkins County Five-year period July 2024 through June 2029

Project Type	Conceptual	Planning & Design + Construction
Transportation	\$ 93,620,231	\$ 110,678,429
Water and Wastewater	22,724,967	2,904,861
School Renovations	7,299,000	7,674,967
Recreation	1,300,000	4,328,000
Community Development	2,900,000	456,720
New Public Schools & Additions	2,500,000	-
Other Utilities	-	2,500,000
Public Buildings	2,235,000	-
Libraries, Museums, & Historic Sites	1,350,000	795,000
Law Enforcement	2,125,000	-
Fire Protection	600,000	-
Housing	100,000	500,000
Industrial Sites and Parks	-	407,820
Broadband	-	-
Business District Development	-	-
Other Education	-	-
Other Facilities	-	-
Post-secondary Education	-	-
Public Health Facilities	-	-
School-System-wide	-	-
Solid Waste	-	-
Storm Water	-	-
Total	\$ 136,754,198	\$ 130,245,797



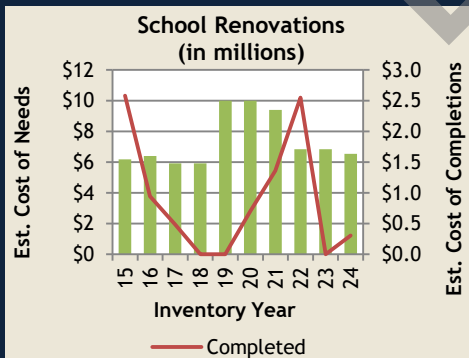
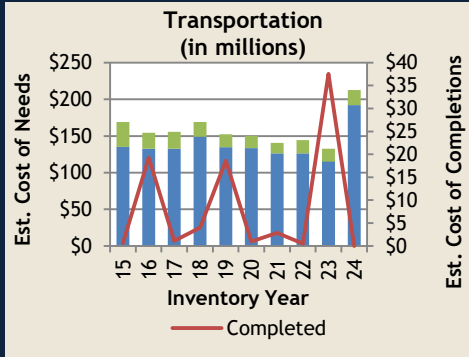
*Total Estimated Cost = Conceptual + Planning & Design + Construction

Haywood County

Total Estimated Cost* for Infrastructure Improvements

\$239,014,730

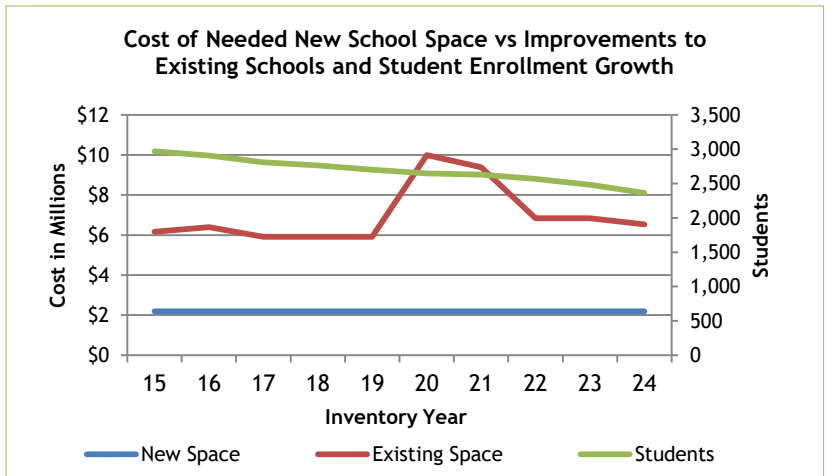
TOP 3



■ = Local
■ = Regional (Serves Multiple Counties)

Estimated Cost of Needed Infrastructure for Haywood County Five-year period July 2024 through June 2029

Project Type	Conceptual	Planning & Design + Construction
Transportation	\$ 131,805,929	\$ 80,952,873
Water and Wastewater	3,500,000	11,640,000
School Renovations	5,526,920	1,005,820
New Public Schools & Additions	2,190,000	-
Law Enforcement	-	1,340,000
Other Facilities	-	828,188
Recreation	175,000	-
Community Development	-	50,000
Broadband	-	-
Business District Development	-	-
Fire Protection	-	-
Housing	-	-
Industrial Sites and Parks	-	-
Libraries, Museums, & Historic Sites	-	-
Other Education	-	-
Other Utilities	-	-
Post-secondary Education	-	-
Public Buildings	-	-
Public Health Facilities	-	-
School-System-wide	-	-
Solid Waste	-	-
Storm Water	-	-
Total	\$ 143,197,849	\$ 95,816,881



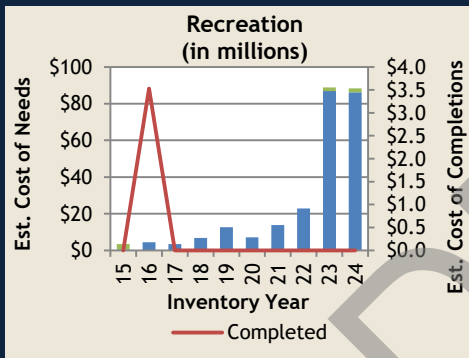
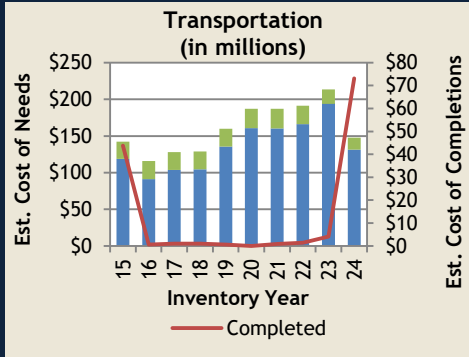
*Total Estimated Cost = Conceptual + Planning & Design + Construction

Henderson County

Total Estimated Cost* for Infrastructure Improvements

\$243,983,441

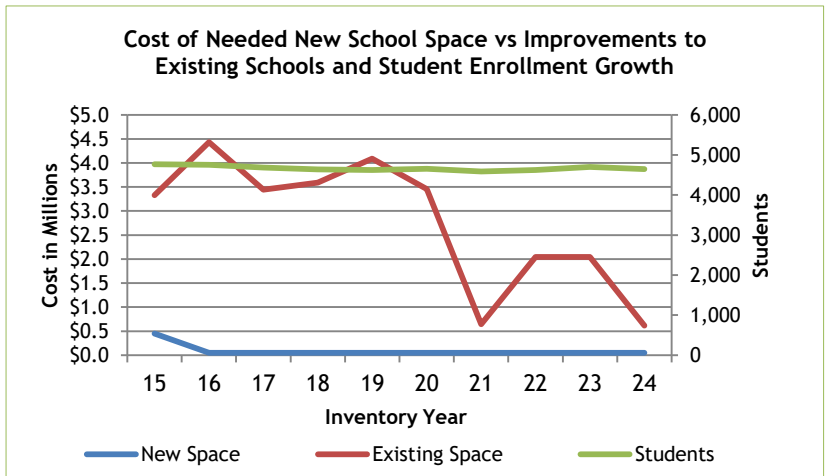
TOP 3



- = Local
- = Regional (Serves Multiple Counties)

Estimated Cost of Needed Infrastructure for Henderson County Five-year period July 2024 through June 2029

Project Type	Conceptual	Planning & Design + Construction
Transportation	\$ 36,608,428	\$ 111,172,337
Recreation	-	88,344,088
Community Development	5,000,000	-
Law Enforcement	1,390,000	652,588
School Renovations	295,000	321,000
Industrial Sites and Parks	-	150,000
New Public Schools & Additions	50,000	-
Broadband	-	-
Business District Development	-	-
Fire Protection	-	-
Housing	-	-
Libraries, Museums, & Historic Sites	-	-
Other Education	-	-
Other Facilities	-	-
Other Utilities	-	-
Post-secondary Education	-	-
Public Buildings	-	-
Public Health Facilities	-	-
School-System-wide	-	-
Solid Waste	-	-
Storm Water	-	-
Water and Wastewater	-	-
Total	\$ 43,343,428	\$ 200,640,013



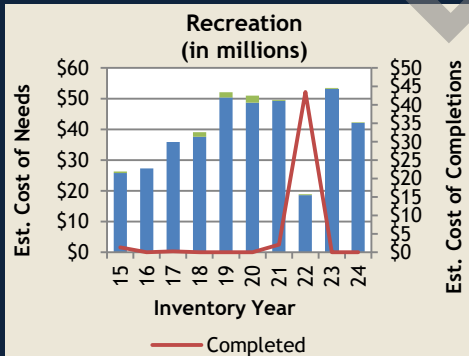
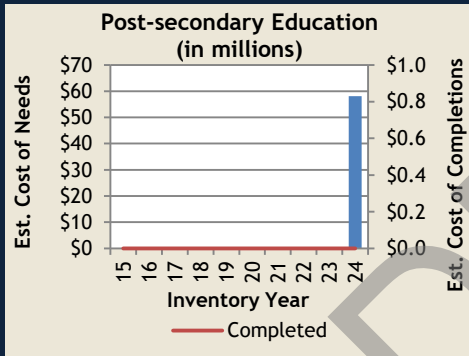
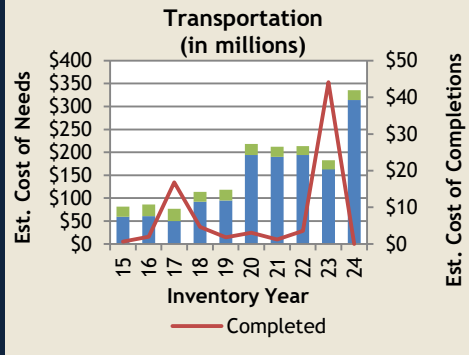
*Total Estimated Cost = Conceptual + Planning & Design + Construction

Henry County

Total Estimated Cost* for Infrastructure Improvements

\$452,774,742

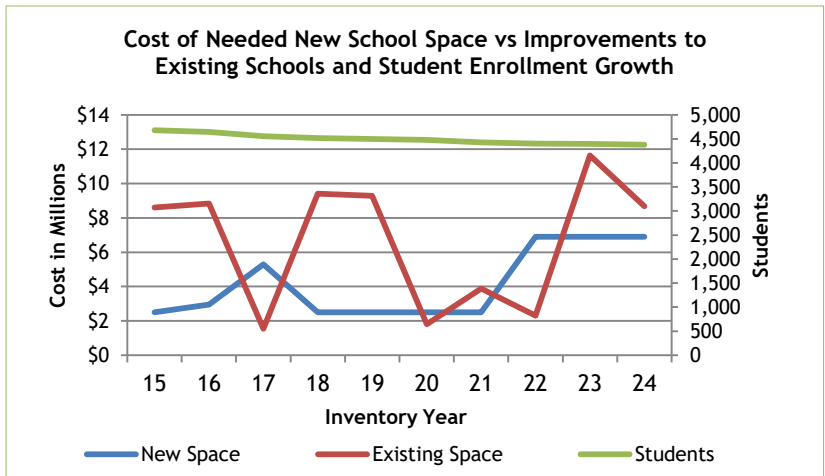
TOP 3



- = Local
- = Regional (Serves Multiple Counties)

Estimated Cost of Needed Infrastructure for Henry County Five-year period July 2024 through June 2029

Project Type	Conceptual	Planning & Design + Construction
Transportation	\$ 34,121,777	\$ 301,709,257
Post-secondary Education	130,000	58,000,000
Recreation	42,280,000	-
School Renovations	380,000	8,303,708
New Public Schools & Additions	-	6,900,000
Water and Wastewater	550,000	-
Storm Water	-	400,000
Broadband	-	-
Business District Development	-	-
Community Development	-	-
Fire Protection	-	-
Housing	-	-
Industrial Sites and Parks	-	-
Law Enforcement	-	-
Libraries, Museums, & Historic Sites	-	-
Other Education	-	-
Other Facilities	-	-
Other Utilities	-	-
Public Buildings	-	-
Public Health Facilities	-	-
School-System-wide	-	-
Solid Waste	-	-
Total	\$ 77,461,777	\$ 375,312,965



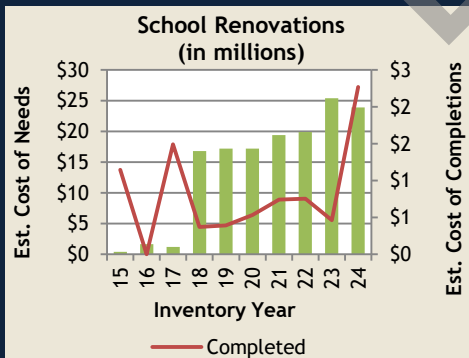
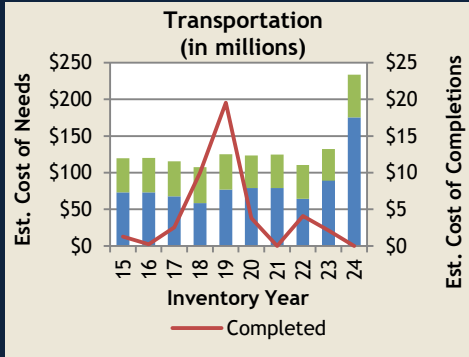
*Total Estimated Cost = Conceptual + Planning & Design + Construction

Hickman County

Total Estimated Cost* for Infrastructure Improvements

\$339,176,275

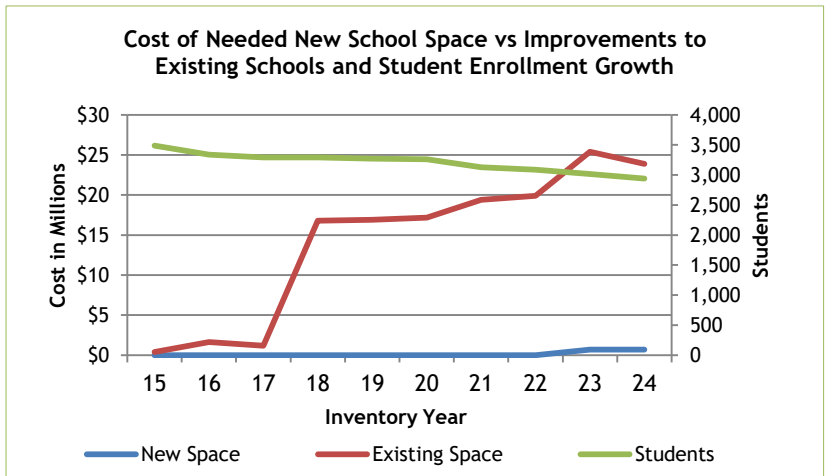
TOP 3



■ = Local
■ = Regional (Serves Multiple Counties)

Estimated Cost of Needed Infrastructure for Hickman County Five-year period July 2024 through June 2029

Project Type	Conceptual	Planning & Design + Construction
Transportation	\$ 192,291,426	\$ 41,138,849
Law Enforcement	50,060,000	28,870,000
School Renovations	12,685,000	11,206,000
Water and Wastewater	1,000,000	1,225,000
New Public Schools & Additions	-	700,000
Broadband	-	-
Business District Development	-	-
Community Development	-	-
Fire Protection	-	-
Housing	-	-
Industrial Sites and Parks	-	-
Libraries, Museums, & Historic Sites	-	-
Other Education	-	-
Other Facilities	-	-
Other Utilities	-	-
Post-secondary Education	-	-
Public Buildings	-	-
Public Health Facilities	-	-
Recreation	-	-
School-System-wide	-	-
Solid Waste	-	-
Storm Water	-	-
Total	\$ 256,036,426	\$ 83,139,849



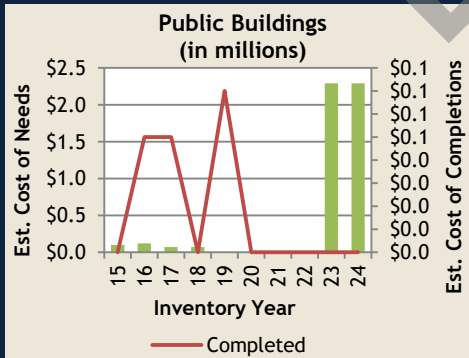
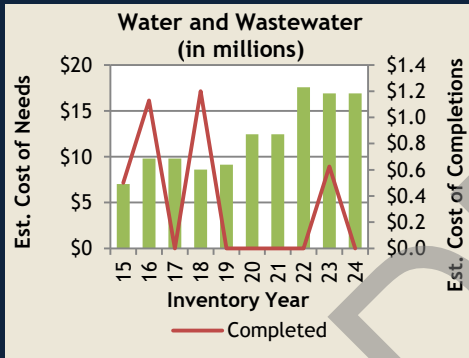
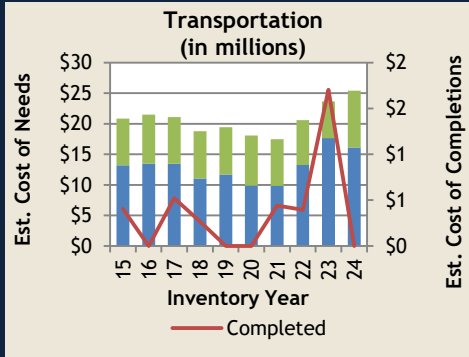
*Total Estimated Cost = Conceptual + Planning & Design + Construction

Houston County

Total Estimated Cost* for Infrastructure Improvements

\$51,715,942

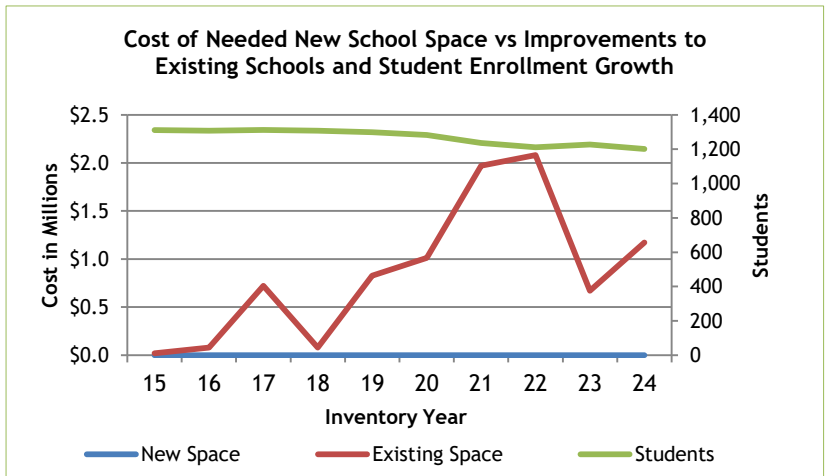
TOP 3



■ = Local
■ = Regional (Serves Multiple Counties)

Estimated Cost of Needed Infrastructure for Houston County Five-year period July 2024 through June 2029

Project Type	Conceptual	Planning & Design + Construction
Transportation	\$ 18,249,682	\$ 7,159,260
Water and Wastewater	1,450,000	15,465,000
Public Buildings	-	2,290,000
Other Utilities	-	2,250,000
Libraries, Museums, & Historic Sites	1,500,000	-
Recreation	1,295,000	50,000
School Renovations	672,000	500,000
Public Health Facilities	-	465,000
Solid Waste	-	170,000
Community Development	100,000	-
Other Facilities	-	100,000
Broadband	-	-
Business District Development	-	-
Fire Protection	-	-
Housing	-	-
Industrial Sites and Parks	-	-
Law Enforcement	-	-
New Public Schools & Additions	-	-
Other Education	-	-
Post-secondary Education	-	-
School-System-wide	-	-
Storm Water	-	-
Total	\$ 23,266,682	\$ 28,449,260



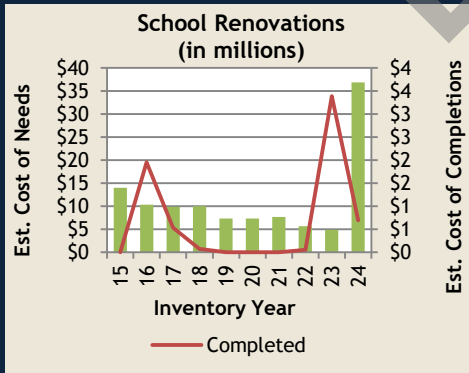
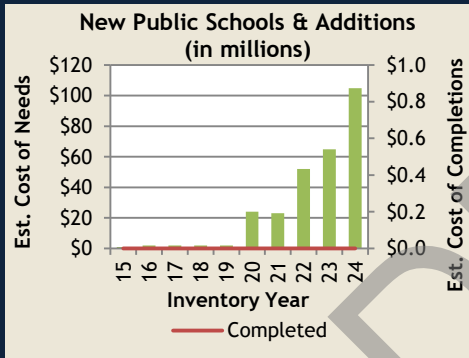
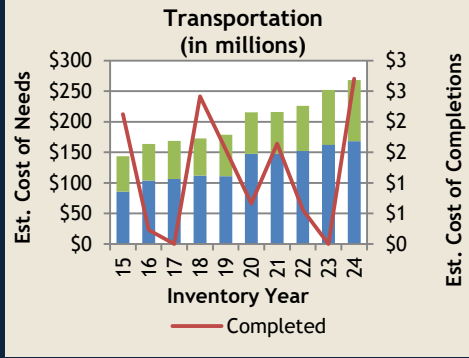
*Total Estimated Cost = Conceptual + Planning & Design + Construction

Humphreys County

Total Estimated Cost* for Infrastructure Improvements

\$481,981,662

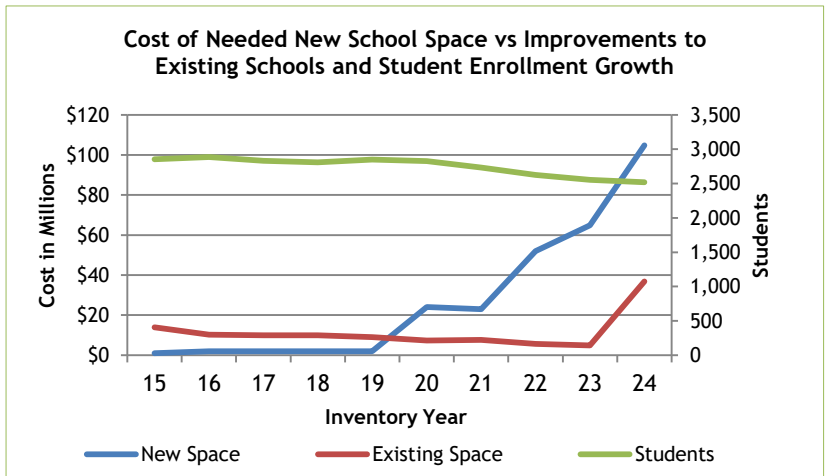
TOP 3



■ = Local
■ = Regional (Serves Multiple Counties)

Estimated Cost of Needed Infrastructure for Humphreys County Five-year period July 2024 through June 2029

Project Type	Conceptual	Planning & Design + Construction
Transportation	\$ 153,826,908	\$ 114,219,508
New Public Schools & Additions	-	104,800,000
School Renovations	-	36,836,114
Law Enforcement	-	30,000,000
Water and Wastewater	18,175,000	7,950,000
Recreation	-	5,570,000
Other Facilities	1,550,000	2,228,000
Industrial Sites and Parks	2,700,000	1,000,000
Storm Water	2,000,000	-
Fire Protection	500,000	150,000
School-System-wide	-	476,132
Broadband	-	-
Business District Development	-	-
Community Development	-	-
Housing	-	-
Libraries, Museums, & Historic Sites	-	-
Other Education	-	-
Other Utilities	-	-
Post-secondary Education	-	-
Public Buildings	-	-
Public Health Facilities	-	-
Solid Waste	-	-
Total	\$ 178,751,908	\$ 303,229,754



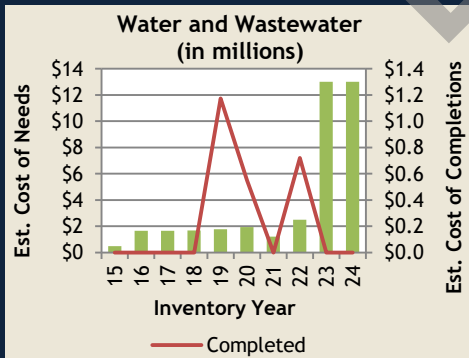
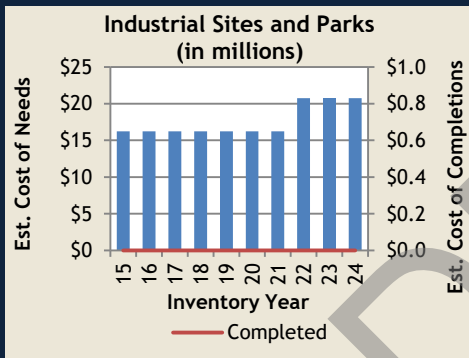
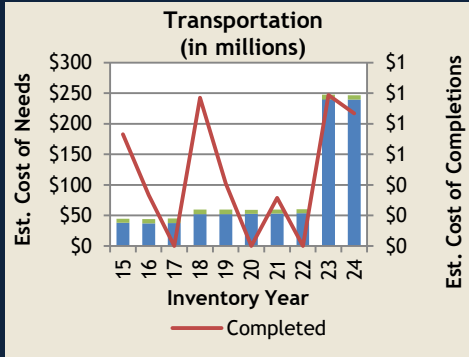
*Total Estimated Cost = Conceptual + Planning & Design + Construction

Jackson County

Total Estimated Cost* for Infrastructure Improvements

\$294,745,802

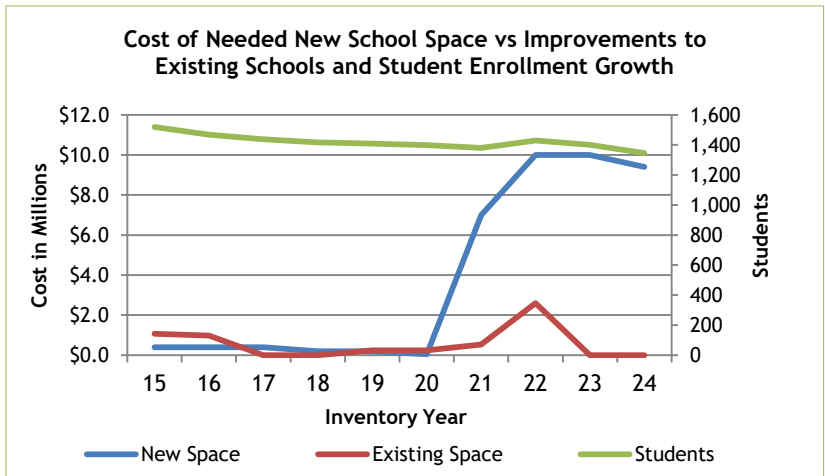
TOP 3



- = Local
- = Regional (Serves Multiple Counties)

Estimated Cost of Needed Infrastructure for Jackson County Five-year period July 2024 through June 2029

Project Type	Conceptual	Planning & Design + Construction
Transportation	\$ 241,389,005	\$ 5,201,797
Industrial Sites and Parks	5,750,000	15,000,000
Water and Wastewater	10,500,000	2,500,000
New Public Schools & Additions	6,000,000	3,400,000
Public Buildings	-	2,505,000
Recreation	2,500,000	-
Broadband	-	-
Business District Development	-	-
Community Development	-	-
Fire Protection	-	-
Housing	-	-
Law Enforcement	-	-
Libraries, Museums, & Historic Sites	-	-
Other Education	-	-
Other Facilities	-	-
Other Utilities	-	-
Post-secondary Education	-	-
Public Health Facilities	-	-
School Renovations	-	-
School-System-wide	-	-
Solid Waste	-	-
Storm Water	-	-
Total	\$ 266,139,005	\$ 28,606,797



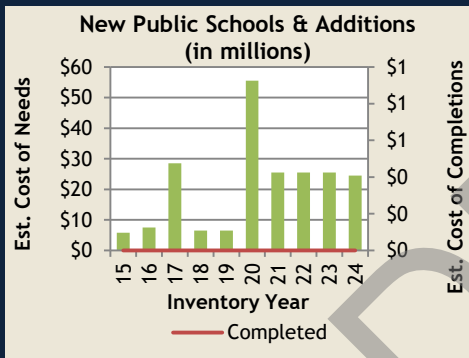
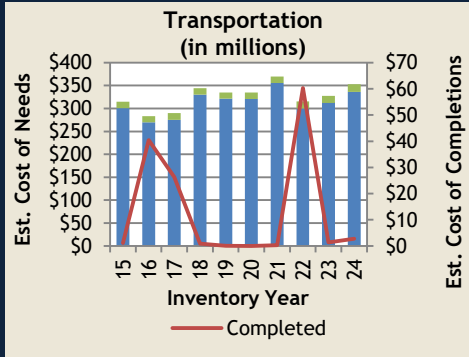
*Total Estimated Cost = Conceptual + Planning & Design + Construction

Jefferson County

Total Estimated Cost* for Infrastructure Improvements

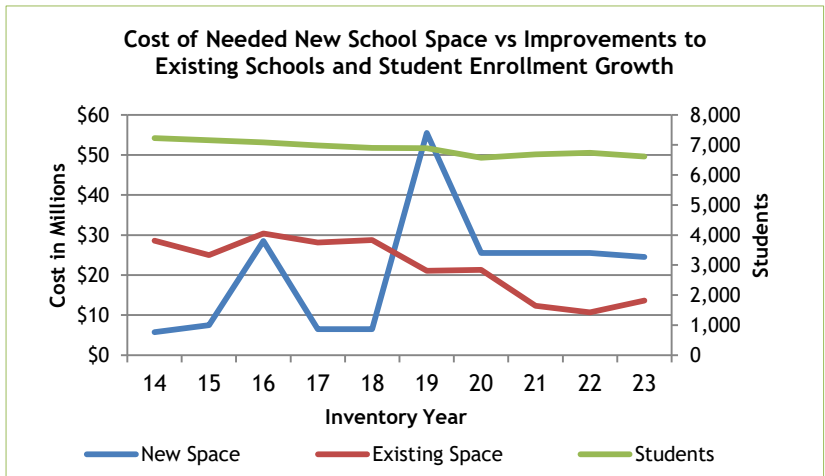
\$428,688,169

TOP 3



■ = Local
■ = Regional (Serves Multiple Counties)

#N/A		
Project Type	Conceptual	Planning & Design + Construction
Transportation	\$ 71,797,018	\$ 281,395,489
New Public Schools & Additions	24,500,000	-
Law Enforcement	20,560,000	1,160,000
Water and Wastewater	2,592,300	11,191,662
School Renovations	4,582,774	9,021,708
Recreation	925,000	562,218
Community Development	300,000	-
Business District Development	100,000	-
Broadband	-	-
Fire Protection	-	-
Housing	-	-
Industrial Sites and Parks	-	-
Libraries, Museums, & Historic Sites	-	-
Other Education	-	-
Other Facilities	-	-
Other Utilities	-	-
Post-secondary Education	-	-
Public Buildings	-	-
Public Health Facilities	-	-
School-System-wide	-	-
Solid Waste	-	-
Storm Water	-	-
Total	\$ 125,357,092	\$ 303,331,077



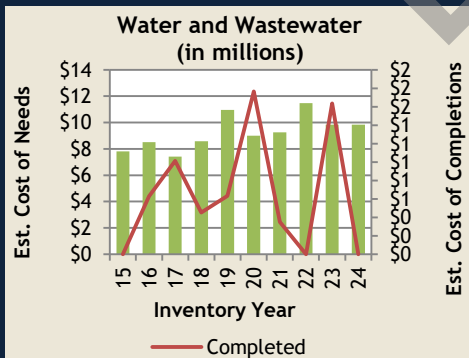
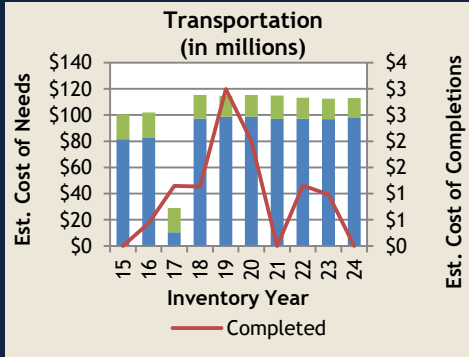
*Total Estimated Cost = Conceptual + Planning & Design + Construction

Johnson County

Total Estimated Cost* for Infrastructure Improvements

\$251,803,675

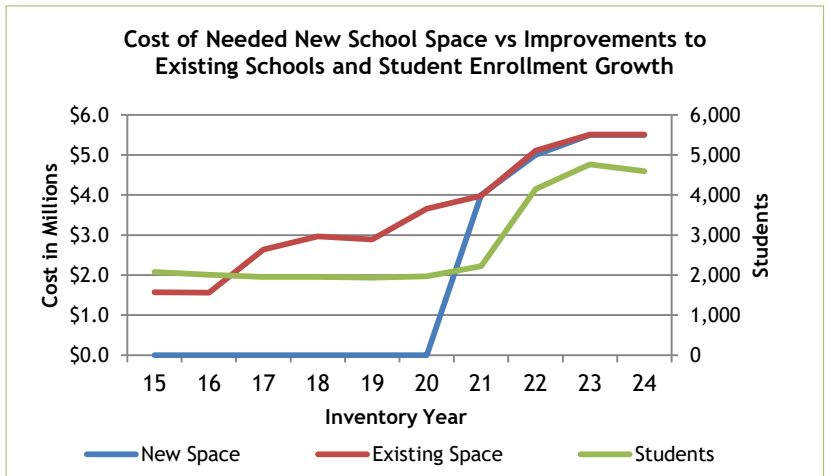
TOP 3



- = Local
- = Regional (Serves Multiple Counties)

Estimated Cost of Needed Infrastructure for Johnson County Five-year period July 2024 through June 2029

Project Type	Conceptual	Planning & Design + Construction
Transportation	\$ 22,182,952	\$ 90,865,235
Law Enforcement	78,770,000	29,200,000
Water and Wastewater	8,118,619	1,728,867
Recreation	6,300,000	674,100
School Renovations	2,105,000	3,405,000
New Public Schools & Additions	-	5,500,000
Storm Water	1,100,000	-
Solid Waste	-	600,000
Industrial Sites and Parks	500,000	-
Other Facilities	399,300	-
Community Development	-	354,602
Broadband	-	-
Business District Development	-	-
Fire Protection	-	-
Housing	-	-
Libraries, Museums, & Historic Sites	-	-
Other Education	-	-
Other Utilities	-	-
Post-secondary Education	-	-
Public Buildings	-	-
Public Health Facilities	-	-
School-System-wide	-	-
Total	\$ 119,475,871	\$ 132,327,804



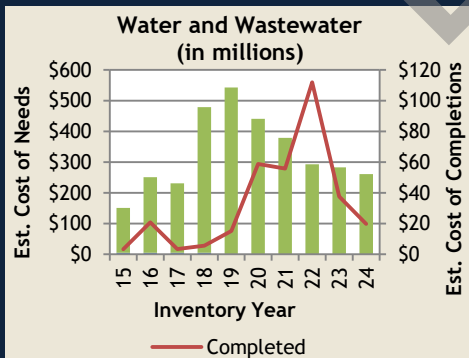
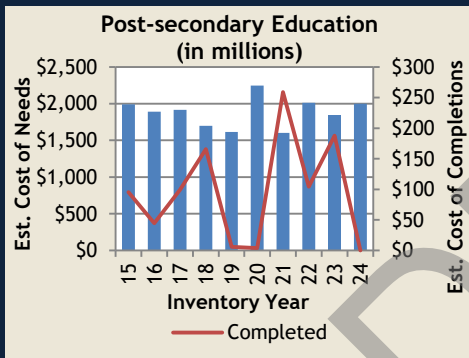
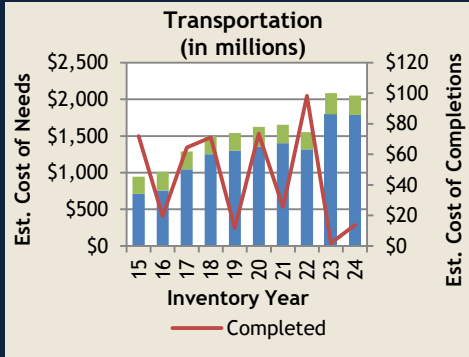
*Total Estimated Cost = Conceptual + Planning & Design + Construction

Knox County

Total Estimated Cost* for Infrastructure Improvements

\$5,075,676,188

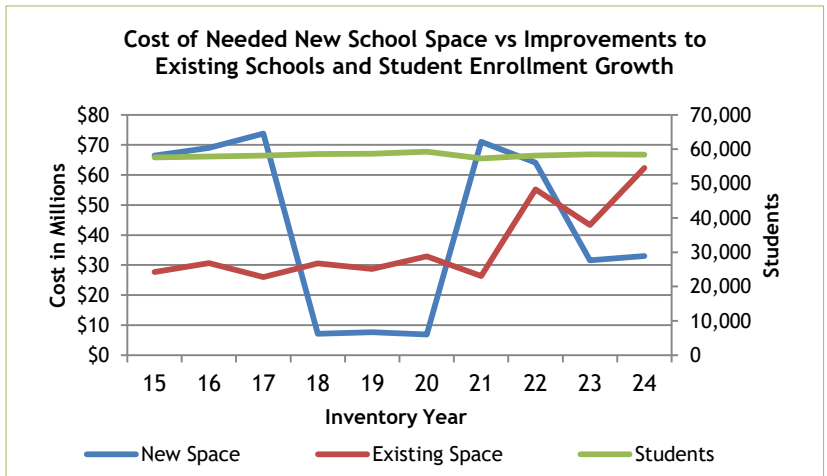
TOP 3



■ = Local
■ = Regional (Serves Multiple Counties)

Estimated Cost of Needed Infrastructure for Knox County Five-year period July 2024 through June 2029

Project Type	Conceptual	Planning & Design + Construction
Transportation	\$ 388,501,891	\$ 1,662,183,888
Post-secondary Education	512,306,000	1,486,225,500
Water and Wastewater	73,260,000	187,247,945
Other Utilities	132,900,000	43,100,000
Public Buildings	116,030,000	2,680,000
Public Health Facilities	76,020,000	22,190,000
Law Enforcement	13,370,000	80,813,607
Other Education	33,340,000	34,570,000
Recreation	19,335,000	46,089,989
School Renovations	12,829,798	49,510,734
New Public Schools & Additions	1,426,655	31,633,000
Housing	-	20,000,000
Libraries, Museums, & Historic Sites	20,000,000	-
Other Facilities	3,060,000	3,215,000
Storm Water	-	3,570,081
Community Development	-	267,100
Broadband	-	-
Business District Development	-	-
Fire Protection	-	-
Industrial Sites and Parks	-	-
School-System-wide	-	-
Solid Waste	-	-
Total	\$ 1,402,379,344	\$ 3,673,296,844



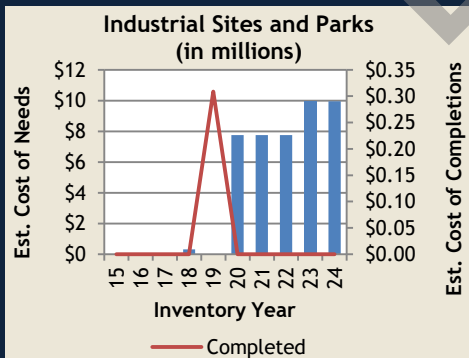
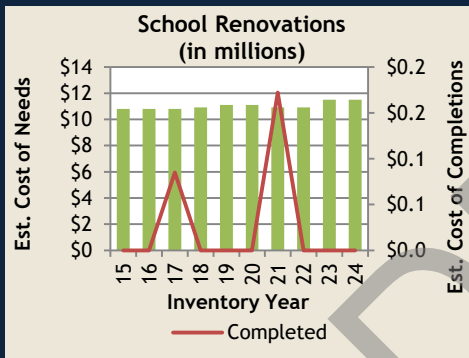
*Total Estimated Cost = Conceptual + Planning & Design + Construction

Lake County

Total Estimated Cost* for Infrastructure Improvements

\$144,226,812

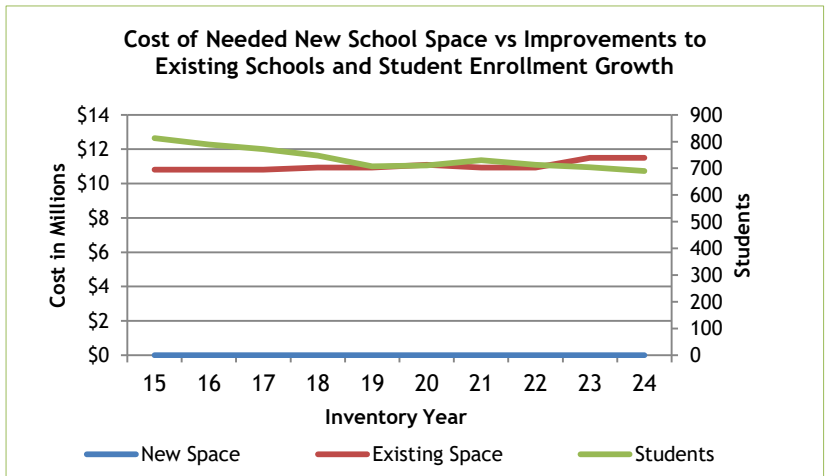
TOP 3



- Local
- Regional (Serves Multiple Counties)

Estimated Cost of Needed Infrastructure for Lake County Five-year period July 2024 through June 2029

Project Type	Conceptual	Planning & Design + Construction
Law Enforcement	\$ 62,890,000	\$ 41,450,000
School Renovations	10,660,000	840,678
Industrial Sites and Parks	-	9,945,400
Recreation	600,000	5,990,000
Transportation	389,517	5,626,217
Water and Wastewater	1,800,000	885,000
Other Utilities	-	2,000,000
Storm Water	950,000	-
Post-secondary Education	200,000	-
Broadband	-	-
Business District Development	-	-
Community Development	-	-
Fire Protection	-	-
Housing	-	-
Libraries, Museums, & Historic Sites	-	-
New Public Schools & Additions	-	-
Other Education	-	-
Other Facilities	-	-
Public Buildings	-	-
Public Health Facilities	-	-
School-System-wide	-	-
Solid Waste	-	-
Total	\$ 77,489,517	\$ 66,737,295



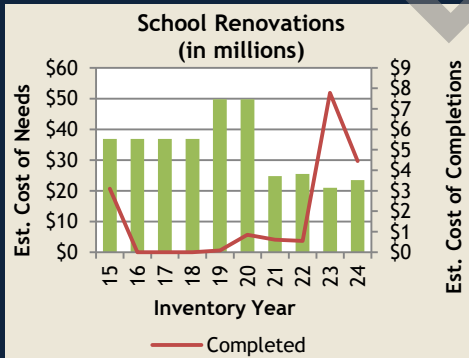
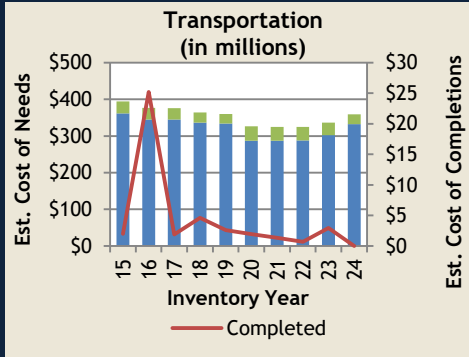
*Total Estimated Cost = Conceptual + Planning & Design + Construction

Lauderdale County

Total Estimated Cost* for Infrastructure Improvements

\$490,962,846

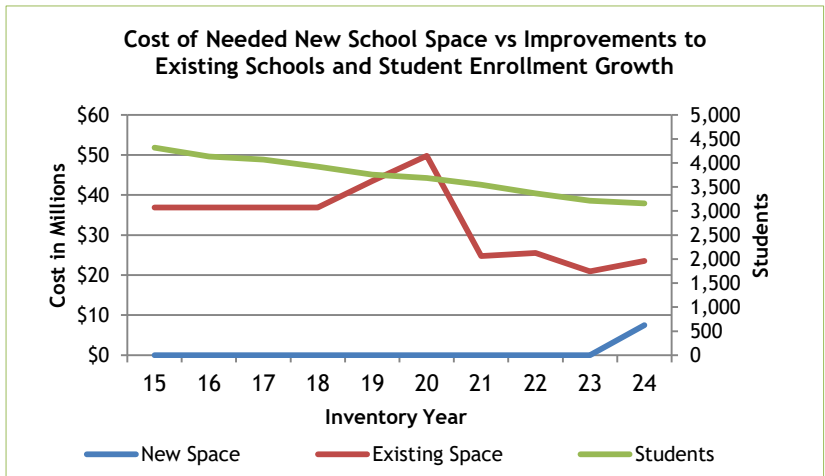
TOP 3



■ = Local
■ = Regional (Serves Multiple Counties)

Estimated Cost of Needed Infrastructure for Lauderdale County Five-year period July 2024 through June 2029

Project Type	Conceptual	Planning & Design + Construction
Transportation	\$ 50,555,921	\$ 308,955,689
Law Enforcement	61,460,000	18,870,000
School Renovations	8,063,736	15,437,500
Post-secondary Education	-	13,500,000
New Public Schools & Additions	-	7,500,000
Libraries, Museums, & Historic Sites	-	5,120,000
Other Facilities	1,500,000	-
Broadband	-	-
Business District Development	-	-
Community Development	-	-
Fire Protection	-	-
Housing	-	-
Industrial Sites and Parks	-	-
Other Education	-	-
Other Utilities	-	-
Public Buildings	-	-
Public Health Facilities	-	-
Recreation	-	-
School-System-wide	-	-
Solid Waste	-	-
Storm Water	-	-
Water and Wastewater	-	-
Total	\$ 121,579,657	\$ 369,383,189



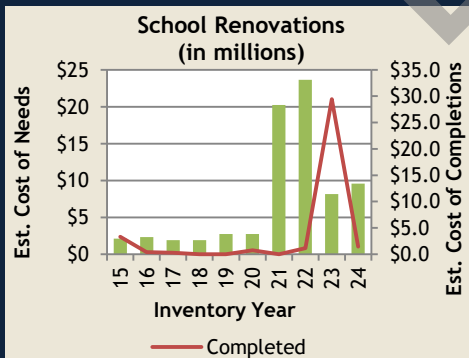
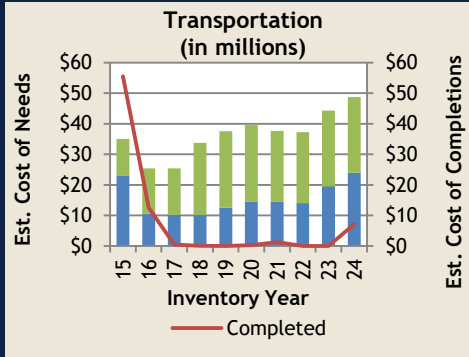
*Total Estimated Cost = Conceptual + Planning & Design + Construction

Lawrence County

Total Estimated Cost* for Infrastructure Improvements

\$88,776,463

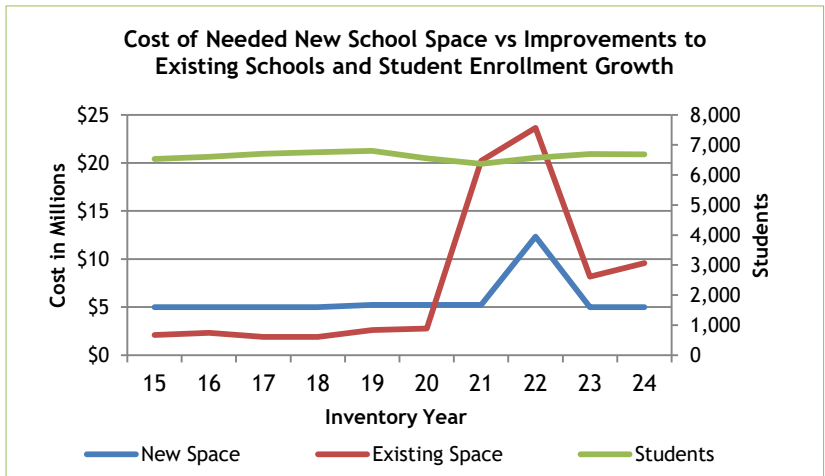
TOP 3



■ = Local
■ = Regional (Serves Multiple Counties)

Estimated Cost of Needed Infrastructure for Lawrence County Five-year period July 2024 through June 2029

Project Type	Conceptual	Planning & Design + Construction
Transportation	\$ 20,524,016	\$ 28,232,447
Law Enforcement	18,300,000	-
School Renovations	1,900,000	7,690,000
Recreation	6,280,000	-
New Public Schools & Additions	5,000,000	-
Fire Protection	-	850,000
Broadband	-	-
Business District Development	-	-
Community Development	-	-
Housing	-	-
Industrial Sites and Parks	-	-
Libraries, Museums, & Historic Sites	-	-
Other Education	-	-
Other Facilities	-	-
Other Utilities	-	-
Post-secondary Education	-	-
Public Buildings	-	-
Public Health Facilities	-	-
School-System-wide	-	-
Solid Waste	-	-
Storm Water	-	-
Water and Wastewater	-	-
Total	\$ 52,004,016	\$ 36,772,447



*Total Estimated Cost = Conceptual + Planning & Design + Construction

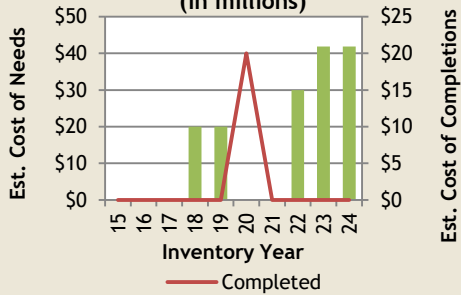
Lewis County

Total Estimated Cost* for Infrastructure Improvements

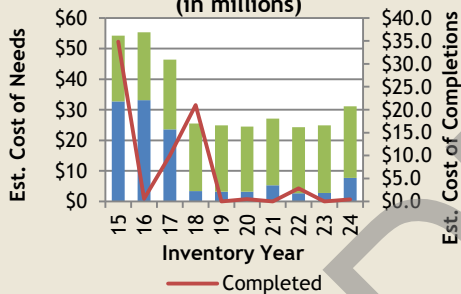
\$82,388,222

TOP 3

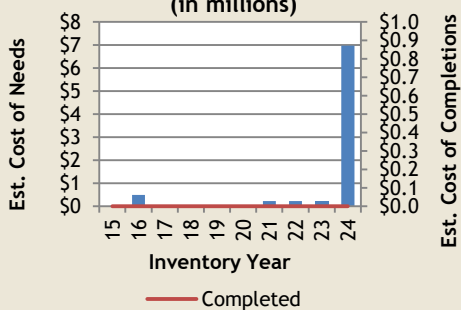
New Public Schools & Additions (in millions)



Transportation (in millions)



Post-secondary Education (in millions)

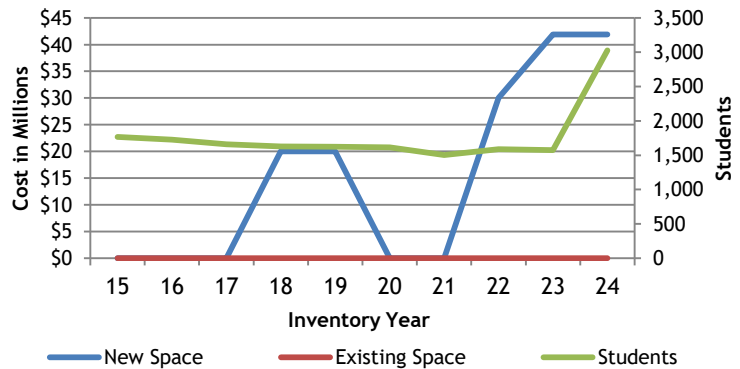


- = Local
- = Regional (Serves Multiple Counties)

Estimated Cost of Needed Infrastructure for Lewis County Five-year period July 2024 through June 2029

Project Type	Conceptual	Planning & Design + Construction
New Public Schools & Additions	\$ -	\$ 41,900,000
Transportation	27,418,470	3,693,638
Post-secondary Education	220,000	6,750,000
Libraries, Museums, & Historic Sites	-	1,696,114
Public Buildings	500,000	60,000
Public Health Facilities	-	100,000
Recreation	-	50,000
Broadband	-	-
Business District Development	-	-
Community Development	-	-
Fire Protection	-	-
Housing	-	-
Industrial Sites and Parks	-	-
Law Enforcement	-	-
Other Education	-	-
Other Facilities	-	-
Other Utilities	-	-
School Renovations	-	-
School-System-wide	-	-
Solid Waste	-	-
Storm Water	-	-
Water and Wastewater	-	-
Total	\$ 28,138,470	\$ 54,249,752

Cost of Needed New School Space vs Improvements to Existing Schools and Student Enrollment Growth



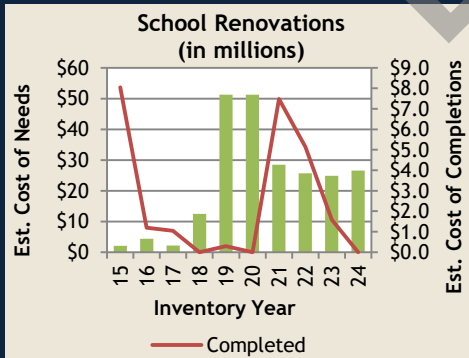
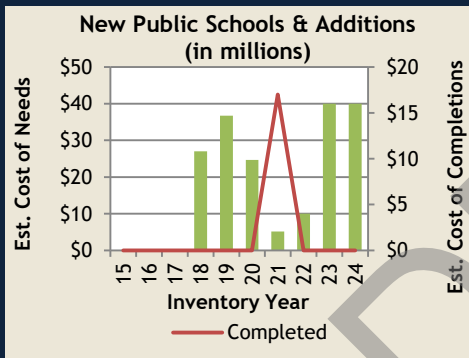
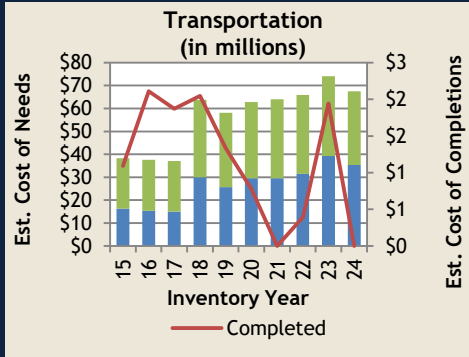
*Total Estimated Cost = Conceptual + Planning & Design + Construction

Lincoln County

Total Estimated Cost* for Infrastructure Improvements

\$155,508,205

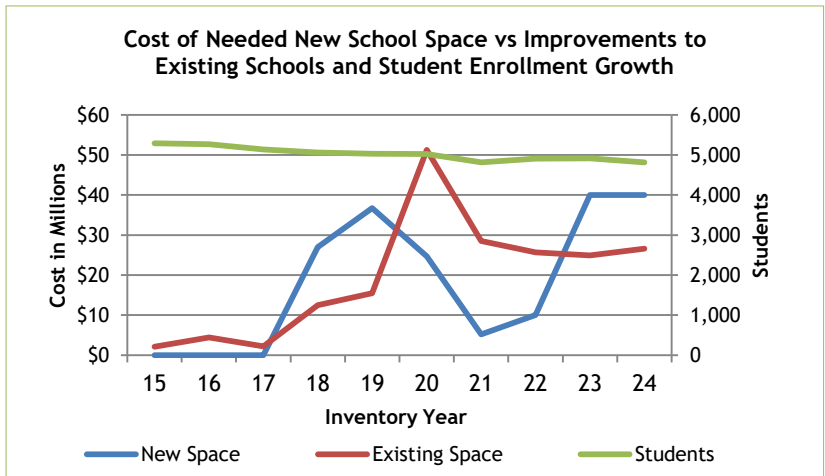
TOP 3



■ = Local
■ = Regional (Serves Multiple Counties)

Estimated Cost of Needed Infrastructure for Lincoln County Five-year period July 2024 through June 2029

Project Type	Conceptual	Planning & Design + Construction
Transportation	\$ 21,164,569	\$ 46,367,081
New Public Schools & Additions	-	40,000,000
School Renovations	21,682,000	4,908,000
Water and Wastewater	13,760,000	540,000
Post-secondary Education	4,590,000	-
Storm Water	350,000	805,000
Recreation	-	1,141,555
Law Enforcement	200,000	-
Broadband	-	-
Business District Development	-	-
Community Development	-	-
Fire Protection	-	-
Housing	-	-
Industrial Sites and Parks	-	-
Libraries, Museums, & Historic Sites	-	-
Other Education	-	-
Other Facilities	-	-
Other Utilities	-	-
Public Buildings	-	-
Public Health Facilities	-	-
School-System-wide	-	-
Solid Waste	-	-
Total	\$ 61,746,569	\$ 93,761,636



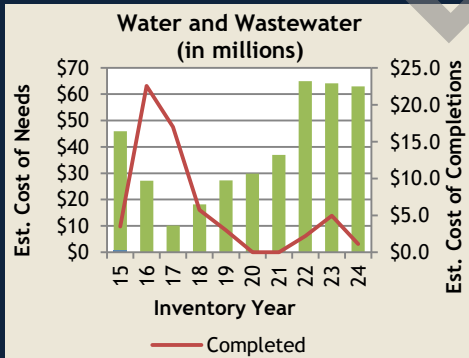
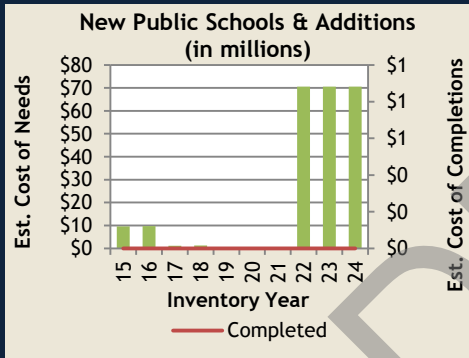
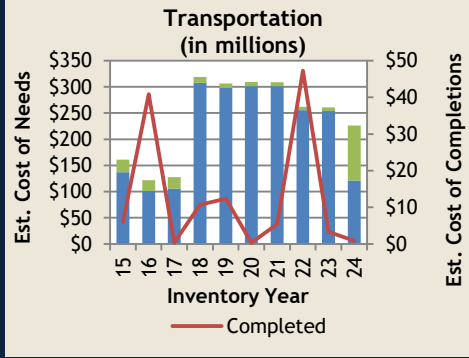
*Total Estimated Cost = Conceptual + Planning & Design + Construction

Loudon County

Total Estimated Cost* for Infrastructure Improvements

\$400,614,263

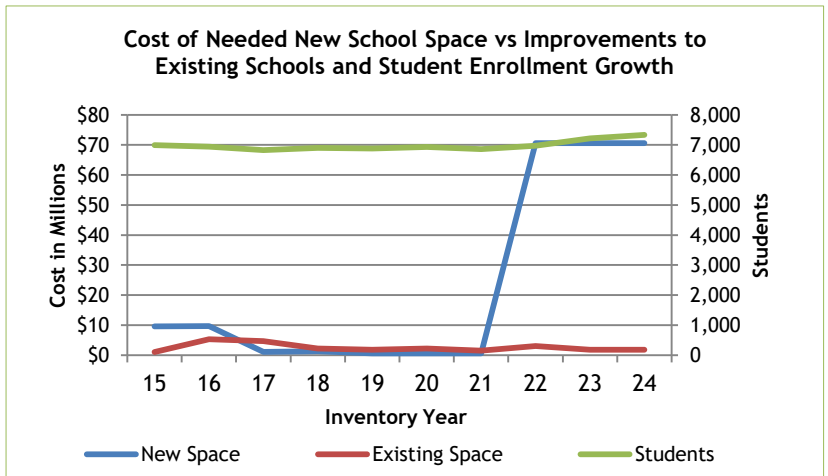
TOP 3



■ = Local
■ = Regional (Serves Multiple Counties)

Estimated Cost of Needed Infrastructure for Loudon County Five-year period July 2024 through June 2029

Project Type	Conceptual	Planning & Design + Construction
Transportation	\$ 112,975,964	\$ 113,340,018
New Public Schools & Additions	70,600,000	-
Water and Wastewater	1,000,000	62,003,558
Law Enforcement	-	18,000,000
Public Buildings	-	12,650,000
Community Development	-	3,100,000
Recreation	1,500,000	1,100,000
Fire Protection	1,000,000	1,000,000
School Renovations	-	1,844,723
Libraries, Museums, & Historic Sites	250,000	250,000
Broadband	-	-
Business District Development	-	-
Housing	-	-
Industrial Sites and Parks	-	-
Other Education	-	-
Other Facilities	-	-
Other Utilities	-	-
Post-secondary Education	-	-
Public Health Facilities	-	-
School-System-wide	-	-
Solid Waste	-	-
Storm Water	-	-
Total	\$ 187,325,964	\$ 213,288,299



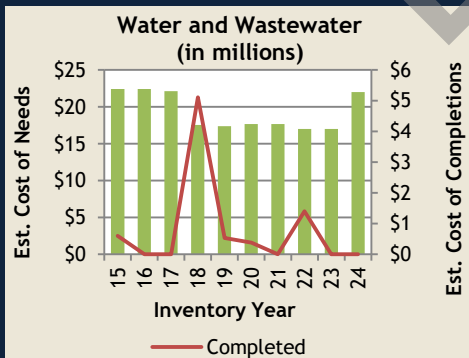
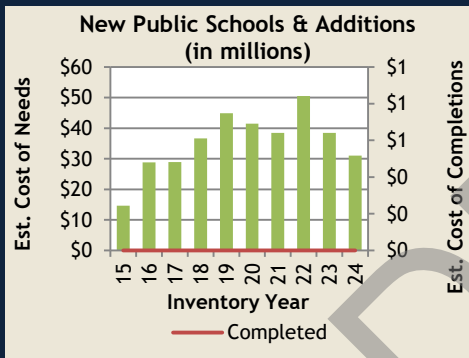
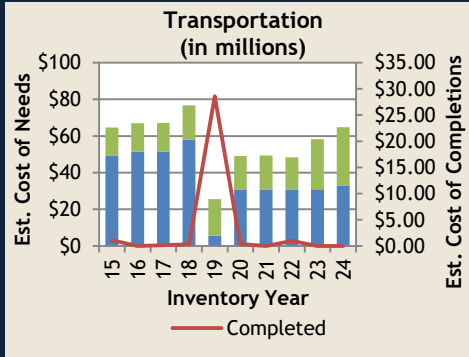
*Total Estimated Cost = Conceptual + Planning & Design + Construction

Macon County

Total Estimated Cost* for Infrastructure Improvements

\$139,731,902

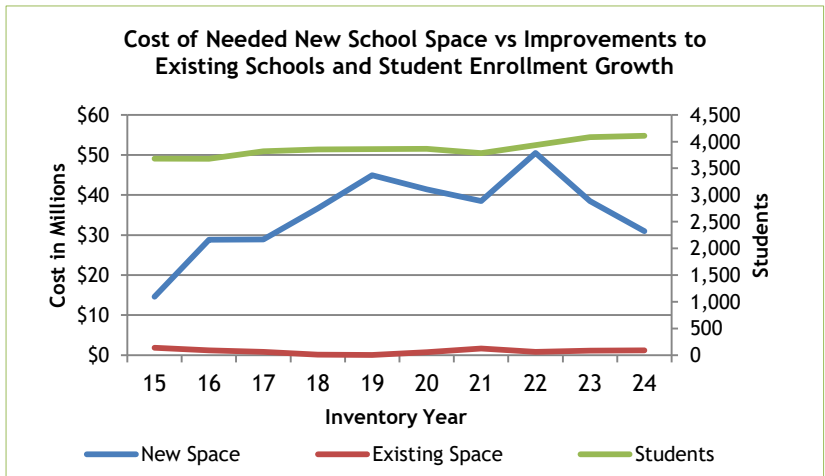
TOP 3



■ = Local
■ = Regional (Serves Multiple Counties)

Estimated Cost of Needed Infrastructure for Macon County Five-year period July 2024 through June 2029

Project Type	Conceptual	Planning & Design + Construction
Transportation	\$ 42,016,418	\$ 22,729,031
New Public Schools & Additions	-	31,000,000
Water and Wastewater	10,000,000	12,000,000
Community Development	8,000,000	-
Law Enforcement	680,000	5,000,000
Recreation	3,060,000	-
Industrial Sites and Parks	-	2,600,000
School Renovations	-	1,196,453
School-System-wide	500,000	-
Solid Waste	-	500,000
Public Health Facilities	-	450,000
Broadband	-	-
Business District Development	-	-
Fire Protection	-	-
Housing	-	-
Libraries, Museums, & Historic Sites	-	-
Other Education	-	-
Other Facilities	-	-
Other Utilities	-	-
Post-secondary Education	-	-
Public Buildings	-	-
Storm Water	-	-
Total	\$ 64,256,418	\$ 75,475,484



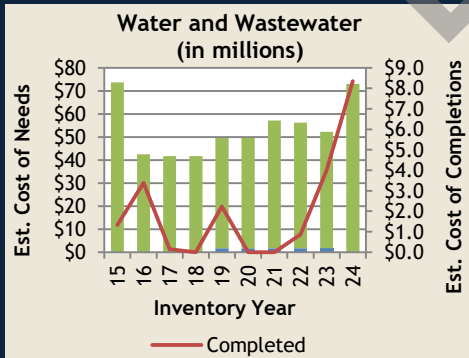
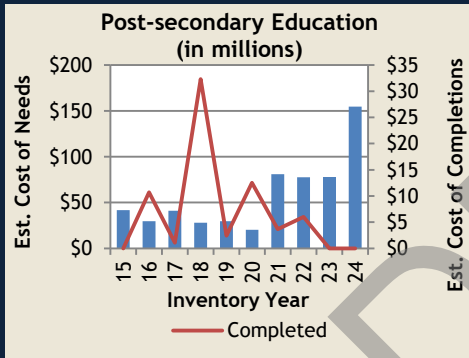
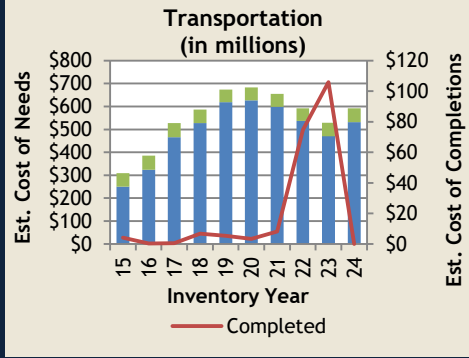
*Total Estimated Cost = Conceptual + Planning & Design + Construction

Madison County

Total Estimated Cost* for Infrastructure Improvements

\$954,085,922

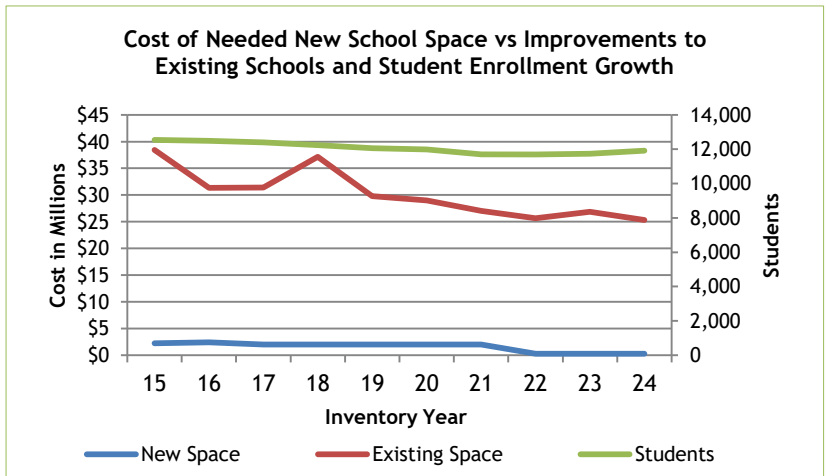
TOP 3



- = Local
- = Regional (Serves Multiple Counties)

Estimated Cost of Needed Infrastructure for Madison County Five-year period July 2024 through June 2029

Project Type	Conceptual	Planning & Design + Construction
Transportation	\$ 142,279,603	\$ 450,330,323
Post-secondary Education	59,830,000	94,679,529
Water and Wastewater	13,687,533	59,358,000
Public Buildings	57,390,000	14,960,000
School Renovations	18,749,040	6,568,300
Law Enforcement	11,460,000	1,300,000
Public Health Facilities	10,000,000	1,373,594
Other Education	-	9,160,000
Recreation	2,685,000	-
New Public Schools & Additions	200,000	75,000
Broadband	-	-
Business District Development	-	-
Community Development	-	-
Fire Protection	-	-
Housing	-	-
Industrial Sites and Parks	-	-
Libraries, Museums, & Historic Sites	-	-
Other Facilities	-	-
Other Utilities	-	-
School-System-wide	-	-
Solid Waste	-	-
Storm Water	-	-
Total	\$ 316,281,176	\$ 637,804,746



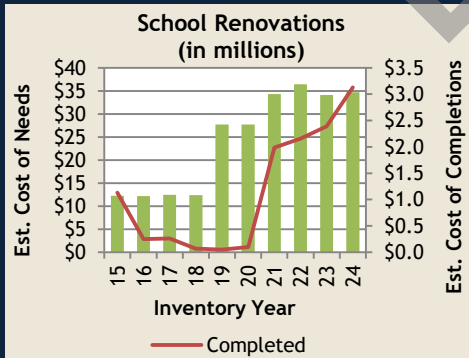
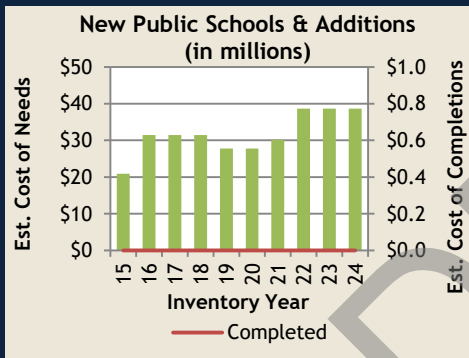
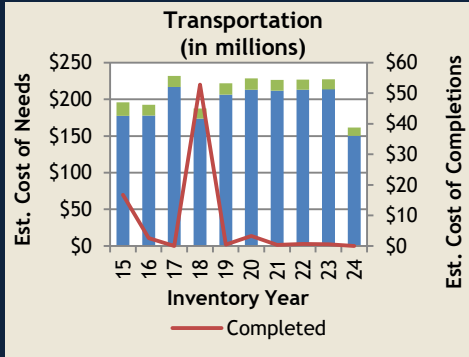
*Total Estimated Cost = Conceptual + Planning & Design + Construction

Marion County

Total Estimated Cost* for Infrastructure Improvements

\$250,344,343

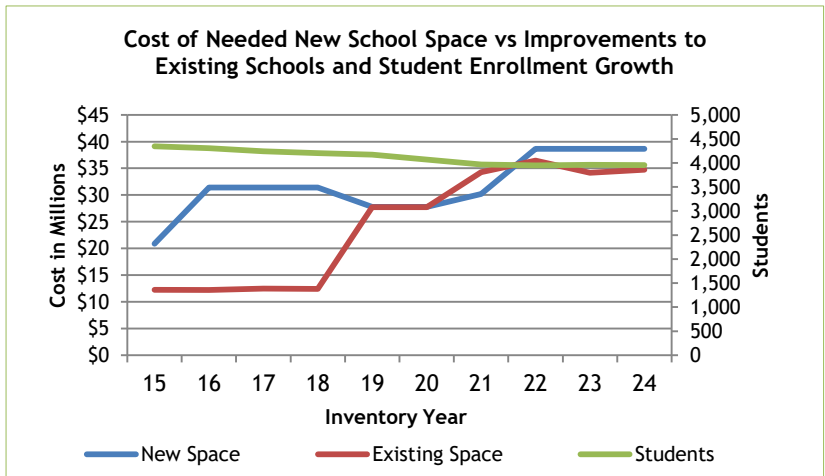
TOP 3



■ = Local
■ = Regional (Serves Multiple Counties)

Estimated Cost of Needed Infrastructure for Marion County Five-year period July 2024 through June 2029

Project Type	Conceptual	Planning & Design + Construction
Transportation	\$ 60,407,842	\$ 101,334,194
New Public Schools & Additions	2,127,460	36,520,000
School Renovations	14,815,000	19,905,233
Recreation	1,685,000	6,696,902
Water and Wastewater	-	3,889,712
Libraries, Museums, & Historic Sites	-	2,000,000
School-System-wide	-	563,000
Community Development	250,000	-
Industrial Sites and Parks	150,000	-
Broadband	-	-
Business District Development	-	-
Fire Protection	-	-
Housing	-	-
Law Enforcement	-	-
Other Education	-	-
Other Facilities	-	-
Other Utilities	-	-
Post-secondary Education	-	-
Public Buildings	-	-
Public Health Facilities	-	-
Solid Waste	-	-
Storm Water	-	-
Total	\$ 79,435,302	\$ 170,909,041



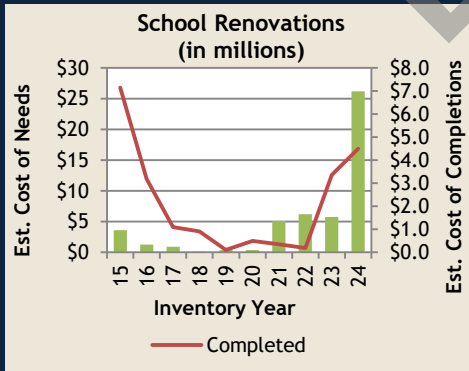
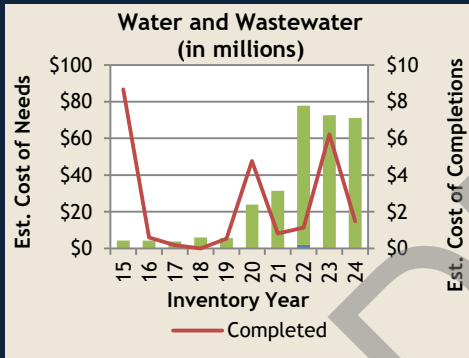
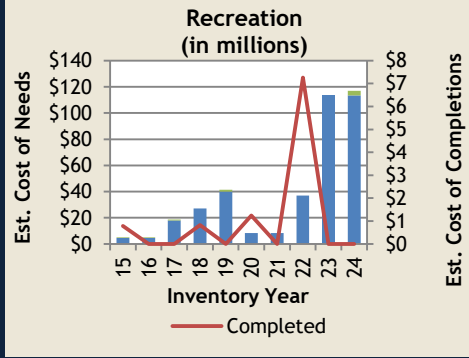
*Total Estimated Cost = Conceptual + Planning & Design + Construction

Marshall County

Total Estimated Cost* for Infrastructure Improvements

\$250,900,728

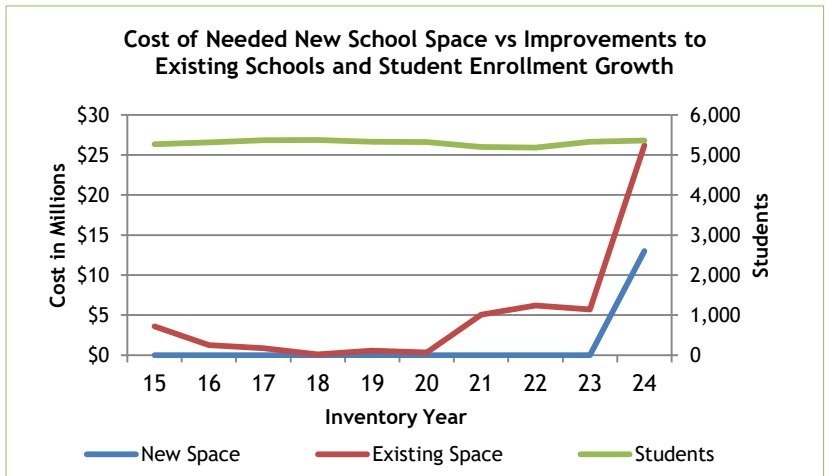
TOP 3



■ = Local
■ = Regional (Serves Multiple Counties)

Estimated Cost of Needed Infrastructure for Marshall County Five-year period July 2024 through June 2029

Project Type	Conceptual	Planning & Design + Construction
Recreation	\$ 17,190,000	\$ 99,820,000
Water and Wastewater	300,000	70,773,713
School Renovations	-	26,195,075
Transportation	11,510,054	10,436,886
New Public Schools & Additions	-	13,000,000
Community Development	1,000,000	-
Storm Water	500,000	100,000
Law Enforcement	75,000	-
Broadband	-	-
Business District Development	-	-
Fire Protection	-	-
Housing	-	-
Industrial Sites and Parks	-	-
Libraries, Museums, & Historic Sites	-	-
Other Education	-	-
Other Facilities	-	-
Other Utilities	-	-
Post-secondary Education	-	-
Public Buildings	-	-
Public Health Facilities	-	-
School-System-wide	-	-
Solid Waste	-	-
Total	\$ 30,575,054	\$ 220,325,674



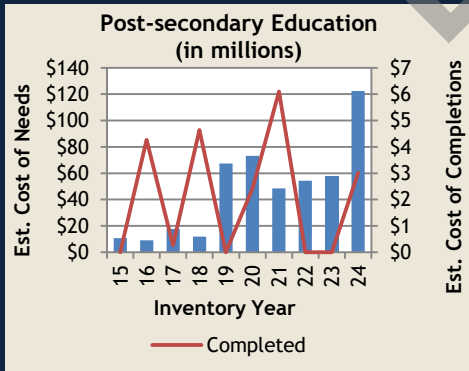
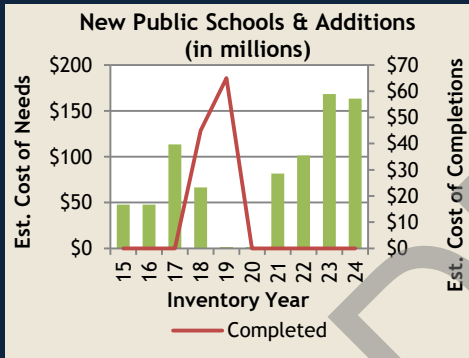
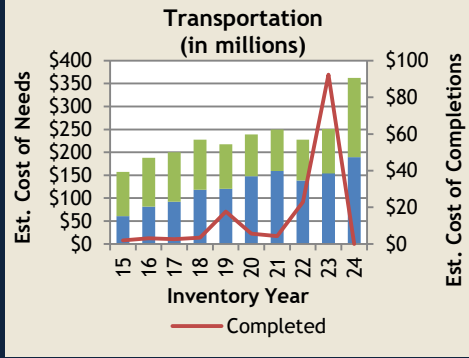
*Total Estimated Cost = Conceptual + Planning & Design + Construction

Maury County

Total Estimated Cost* for Infrastructure Improvements

\$940,026,915

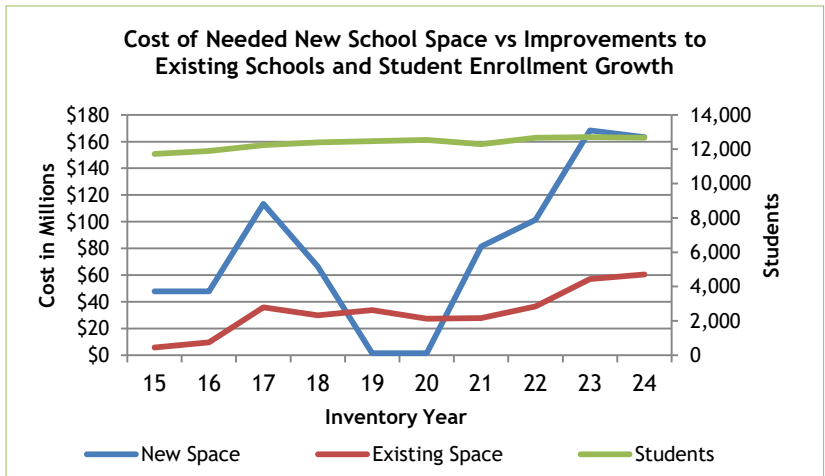
TOP 3



■ = Local
■ = Regional (Serves Multiple Counties)

Estimated Cost of Needed Infrastructure for Maury County Five-year period July 2024 through June 2029

Project Type	Conceptual	Planning & Design + Construction
Transportation	\$ 215,207,622	\$ 147,279,671
New Public Schools & Additions	-	163,393,000
Post-secondary Education	43,090,000	79,303,483
Water and Wastewater	-	95,200,000
Law Enforcement	-	73,590,000
School Renovations	32,772,743	27,714,606
Public Buildings	27,500,000	500,000
Public Health Facilities	-	17,500,000
Recreation	11,500,000	-
Fire Protection	-	4,800,000
Other Facilities	-	675,790
Broadband	-	-
Business District Development	-	-
Community Development	-	-
Housing	-	-
Industrial Sites and Parks	-	-
Libraries, Museums, & Historic Sites	-	-
Other Education	-	-
Other Utilities	-	-
School-System-wide	-	-
Solid Waste	-	-
Storm Water	-	-
Total	\$ 330,070,365	\$ 609,956,550




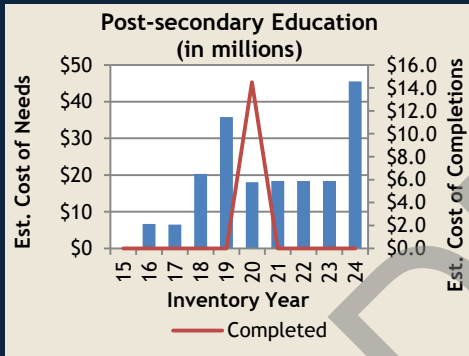
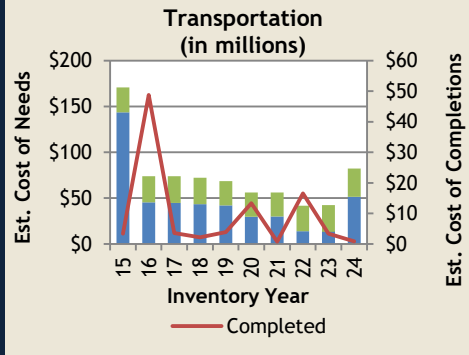
*Total Estimated Cost = Conceptual + Planning & Design + Construction

McMinn County

Total Estimated Cost* for Infrastructure Improvements

\$184,603,710

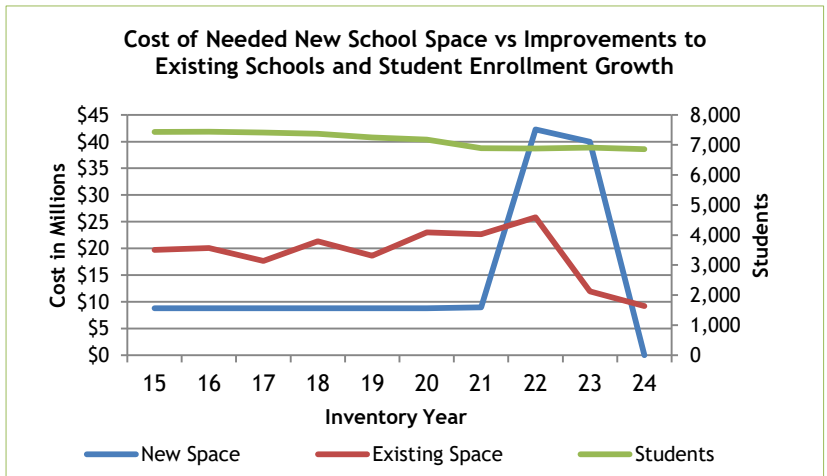
TOP 3



- = Local
- = Regional (Serves Multiple Counties)

Estimated Cost of Needed Infrastructure for McMinn County Five-year period July 2024 through June 2029

Project Type	Conceptual	Planning & Design + Construction
Transportation	\$ 65,027,138	\$ 17,390,260
Post-secondary Education	60,000	45,475,050
Storm Water	10,000,000	-
School Renovations	9,084,100	120,000
Water and Wastewater	1,414,000	5,600,000
Recreation	500,000	5,510,000
Business District Development	6,000,000	-
Public Health Facilities	-	6,000,000
Community Development	4,000,000	-
Fire Protection	4,000,000	-
Industrial Sites and Parks	-	2,000,000
Law Enforcement	1,700,000	-
Libraries, Museums, & Historic Sites	-	723,162
Broadband	-	-
Housing	-	-
New Public Schools & Additions	-	-
Other Education	-	-
Other Facilities	-	-
Other Utilities	-	-
Public Buildings	-	-
School-System-wide	-	-
Solid Waste	-	-
Total	\$ 101,785,238	\$ 82,818,472



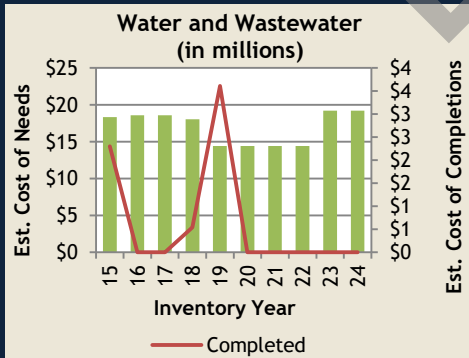
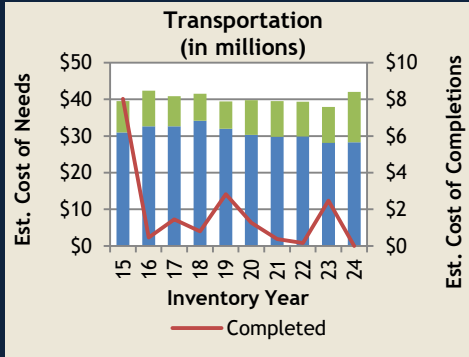
*Total Estimated Cost = Conceptual + Planning & Design + Construction

McNairy County

Total Estimated Cost* for Infrastructure Improvements

\$109,042,537

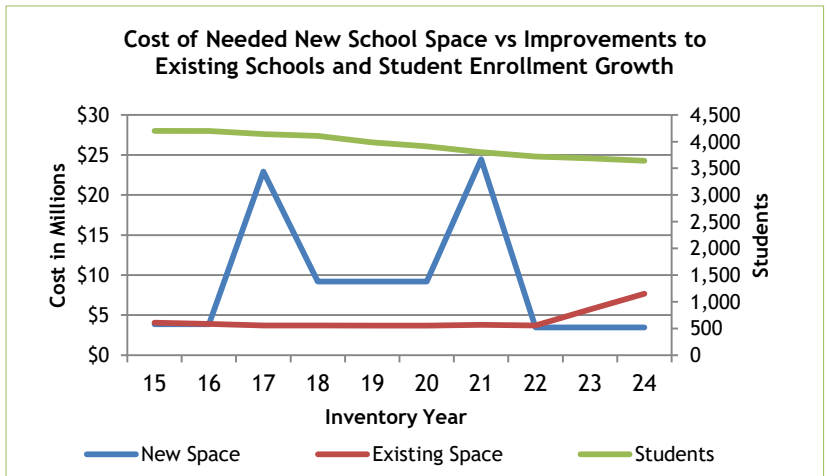
TOP 3



■ = Local
■ = Regional (Serves Multiple Counties)

Estimated Cost of Needed Infrastructure for McNairy County Five-year period July 2024 through June 2029

Project Type	Conceptual	Planning & Design + Construction
Transportation	\$ 36,113,228	\$ 5,927,824
Recreation	8,500,000	18,734,516
Water and Wastewater	9,720,000	9,478,000
School Renovations	3,365,000	4,308,969
Public Buildings	6,850,000	-
New Public Schools & Additions	3,465,000	-
Other Utilities	1,500,000	-
Storm Water	800,000	-
Libraries, Museums, & Historic Sites	200,000	-
Fire Protection	80,000	-
Broadband	-	-
Business District Development	-	-
Community Development	-	-
Housing	-	-
Industrial Sites and Parks	-	-
Law Enforcement	-	-
Other Education	-	-
Other Facilities	-	-
Post-secondary Education	-	-
Public Health Facilities	-	-
School-System-wide	-	-
Solid Waste	-	-
Total	\$ 70,593,228	\$ 38,449,309



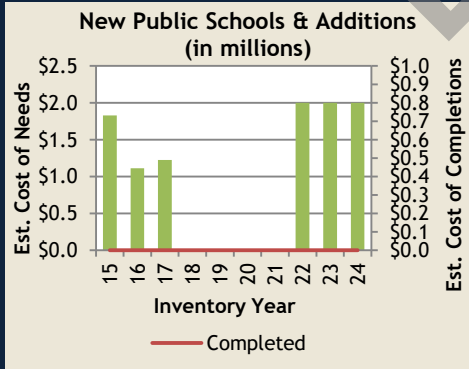
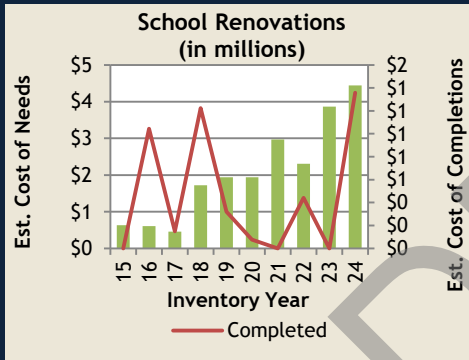
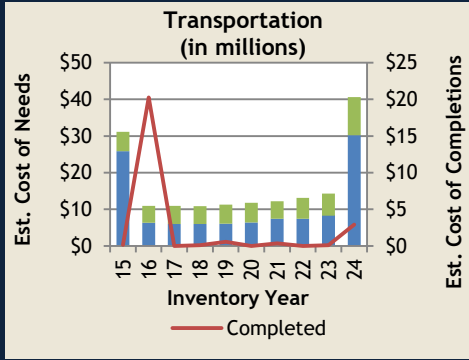
*Total Estimated Cost = Conceptual + Planning & Design + Construction

Meigs County

Total Estimated Cost* for Infrastructure Improvements

\$47,194,243

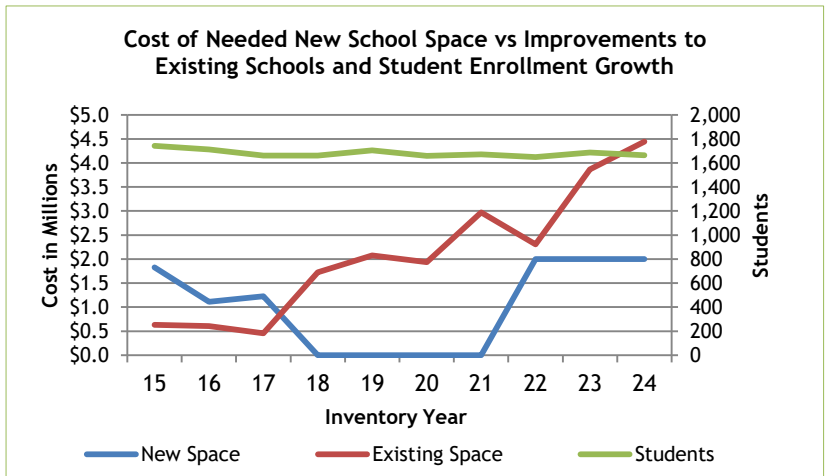
TOP 3



- = Local
- = Regional (Serves Multiple Counties)

Estimated Cost of Needed Infrastructure for Meigs County Five-year period July 2024 through June 2029

Project Type	Conceptual	Planning & Design + Construction
Transportation	\$ 33,581,662	\$ 7,058,581
School Renovations	3,136,000	1,308,000
New Public Schools & Additions	2,000,000	-
Recreation	110,000	-
Broadband	-	-
Business District Development	-	-
Community Development	-	-
Fire Protection	-	-
Housing	-	-
Industrial Sites and Parks	-	-
Law Enforcement	-	-
Libraries, Museums, & Historic Sites	-	-
Other Education	-	-
Other Facilities	-	-
Other Utilities	-	-
Post-secondary Education	-	-
Public Buildings	-	-
Public Health Facilities	-	-
School-System-wide	-	-
Solid Waste	-	-
Storm Water	-	-
Water and Wastewater	-	-
Total	\$ 38,827,662	\$ 8,366,581



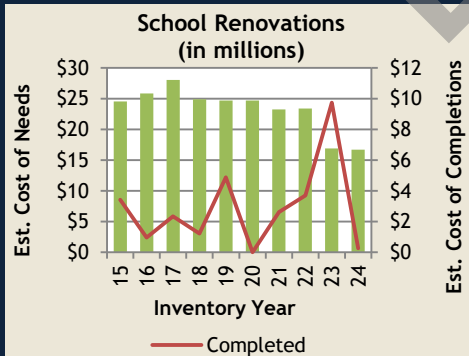
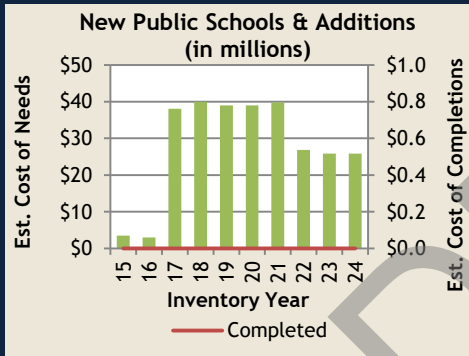
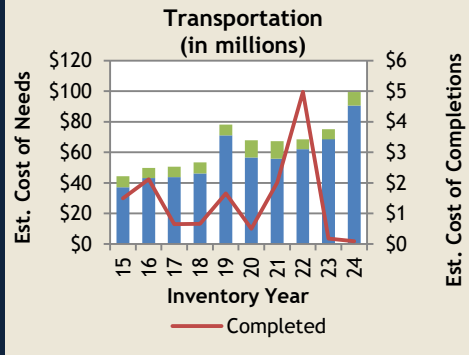
*Total Estimated Cost = Conceptual + Planning & Design + Construction

Monroe County

Total Estimated Cost* for Infrastructure Improvements

\$185,912,174

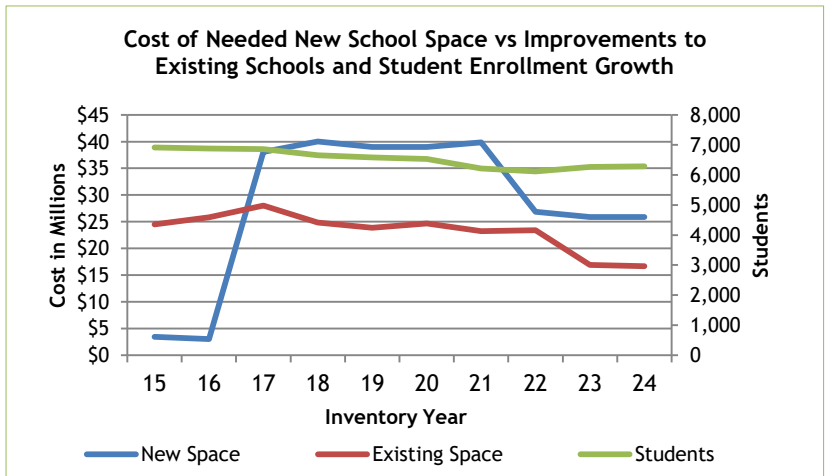
TOP 3



■ = Local
■ = Regional (Serves Multiple Counties)

Estimated Cost of Needed Infrastructure for Monroe County Five-year period July 2024 through June 2029

Project Type	Conceptual	Planning & Design + Construction
Transportation	\$ 30,219,683	\$ 69,275,148
New Public Schools & Additions	25,870,000	-
School Renovations	11,849,000	4,819,292
Community Development	-	15,000,000
Water and Wastewater	1,200,000	8,083,865
Industrial Sites and Parks	-	6,000,000
Recreation	-	4,646,486
Libraries, Museums, & Historic Sites	-	4,340,000
Public Buildings	3,170,000	638,700
Business District Development	-	800,000
Broadband	-	-
Fire Protection	-	-
Housing	-	-
Law Enforcement	-	-
Other Education	-	-
Other Facilities	-	-
Other Utilities	-	-
Post-secondary Education	-	-
Public Health Facilities	-	-
School-System-wide	-	-
Solid Waste	-	-
Storm Water	-	-
Total	\$ 72,308,683	\$ 113,603,491



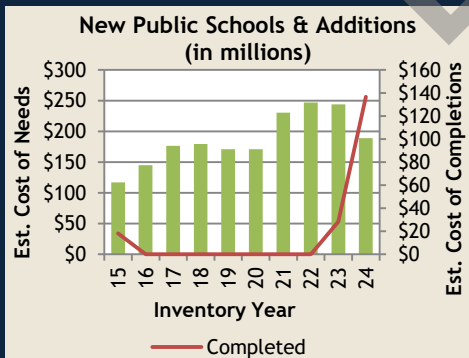
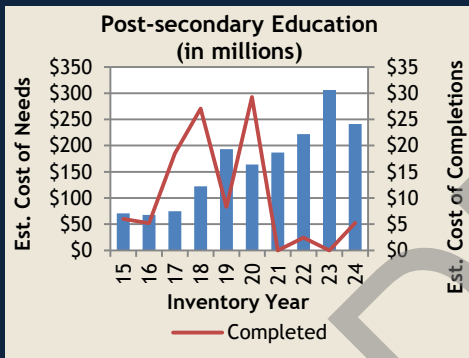
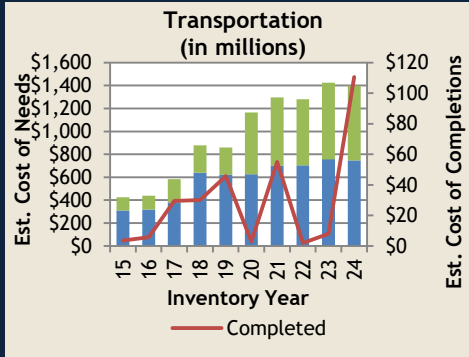
*Total Estimated Cost = Conceptual + Planning & Design + Construction

Montgomery County

Total Estimated Cost* for Infrastructure Improvements

\$2,783,087,334

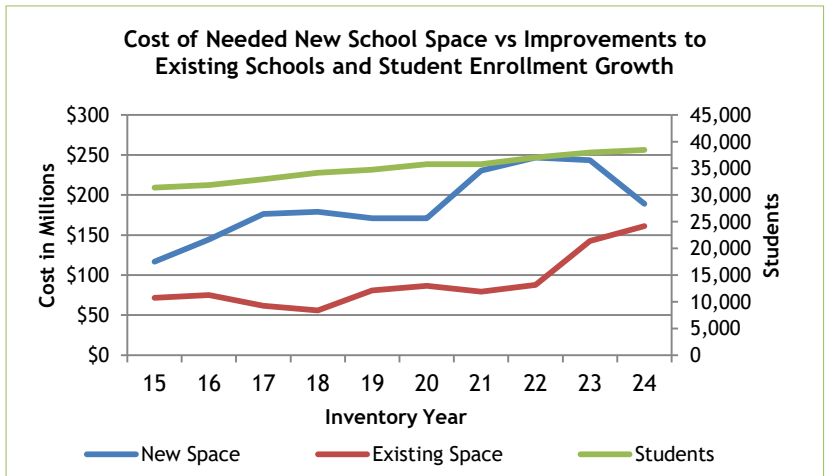
TOP 3



■ = Local
■ = Regional (Serves Multiple Counties)

Estimated Cost of Needed Infrastructure for Montgomery County Five-year period July 2024 through June 2029

Project Type	Conceptual	Planning & Design + Construction
Transportation	\$ 257,633,724	\$ 1,141,911,682
Post-secondary Education	80,138,000	161,354,480
New Public Schools & Additions	173,900,000	15,060,168
Water and Wastewater	18,962,000	168,211,000
Recreation	46,486,000	136,940,492
School Renovations	135,235,280	25,915,414
Community Development	48,248,061	53,405,000
Law Enforcement	48,750,456	48,107,000
Fire Protection	39,241,572	27,518,297
Other Utilities	48,000,000	-
Public Health Facilities	31,360,000	-
Public Buildings	15,600,000	11,080,000
Other Facilities	5,100,000	21,000,000
Libraries, Museums, & Historic Sites	2,897,759	14,000,000
Storm Water	3,674,159	3,356,790
Broadband	-	-
Business District Development	-	-
Housing	-	-
Industrial Sites and Parks	-	-
Other Education	-	-
School-System-wide	-	-
Solid Waste	-	-
Total	\$ 955,227,011	\$ 1,827,860,323



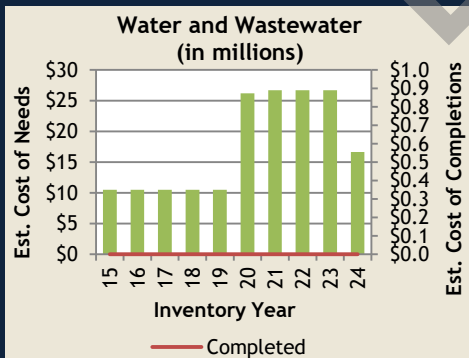
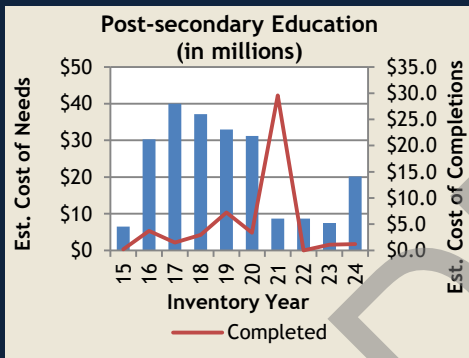
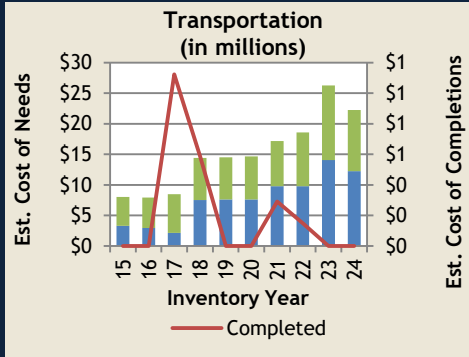
*Total Estimated Cost = Conceptual + Planning & Design + Construction

Moore County

Total Estimated Cost* for Infrastructure Improvements

\$60,824,958

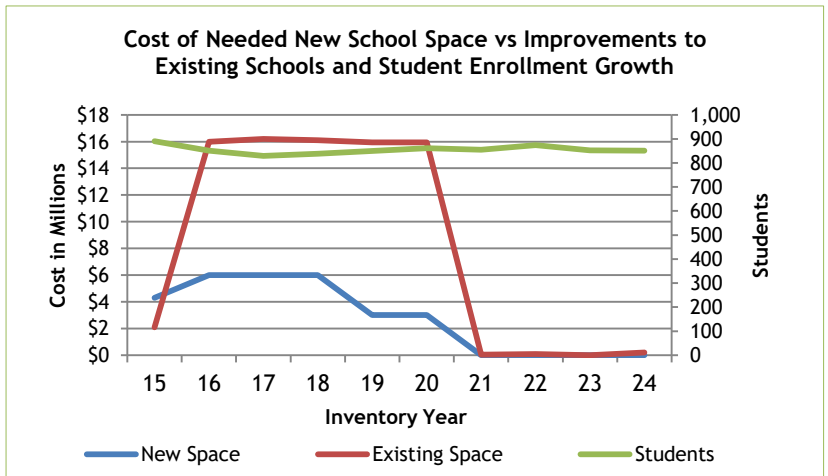
TOP 3



- = Local
- = Regional (Serves Multiple Counties)

Estimated Cost of Needed Infrastructure for Moore County Five-year period July 2024 through June 2029

Project Type	Conceptual	Planning & Design + Construction
Transportation	\$ 1,512,035	\$ 20,715,488
Post-secondary Education	870,000	19,261,095
Water and Wastewater	-	16,623,340
Public Buildings	750,000	-
Storm Water	-	483,000
School Renovations	-	200,000
Recreation	-	110,000
Community Development	-	100,000
Law Enforcement	-	100,000
Public Health Facilities	-	100,000
Broadband	-	-
Business District Development	-	-
Fire Protection	-	-
Housing	-	-
Industrial Sites and Parks	-	-
Libraries, Museums, & Historic Sites	-	-
New Public Schools & Additions	-	-
Other Education	-	-
Other Facilities	-	-
Other Utilities	-	-
School-System-wide	-	-
Solid Waste	-	-
Total	\$ 3,132,035	\$ 57,692,923



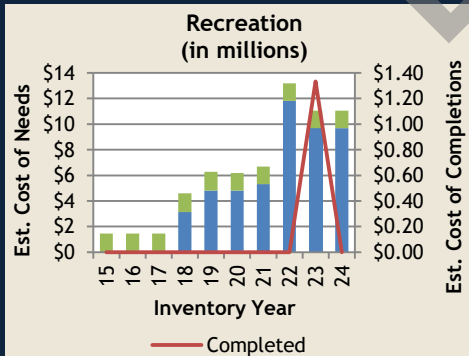
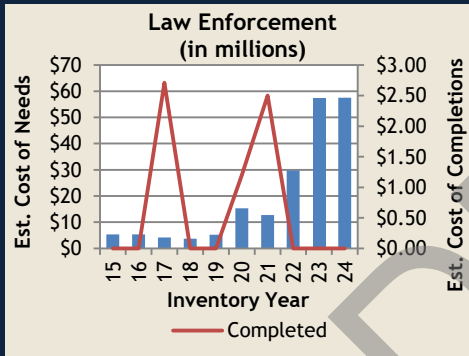
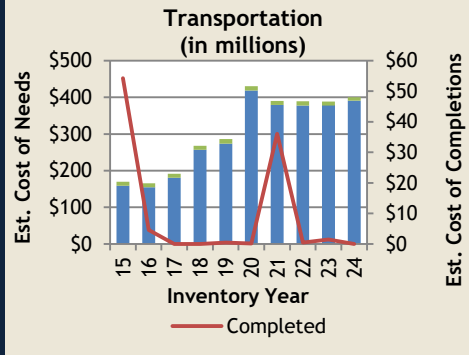
*Total Estimated Cost = Conceptual + Planning & Design + Construction

Morgan County

Total Estimated Cost* for Infrastructure Improvements

\$479,925,402

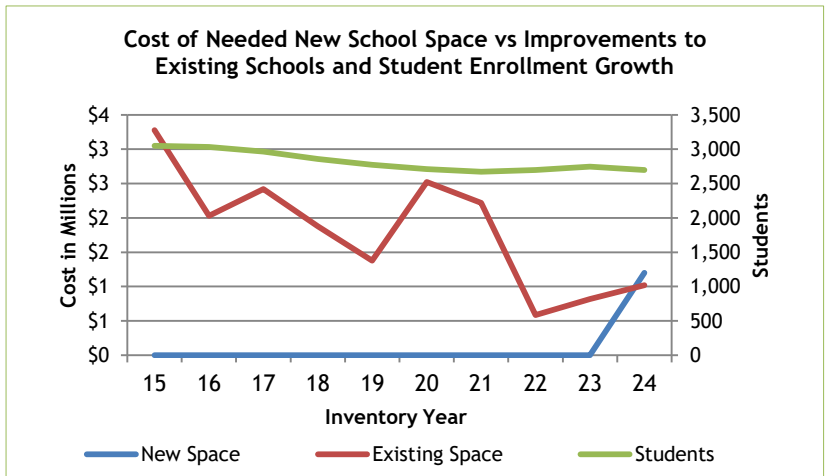
TOP 3



■ = Local
■ = Regional (Serves Multiple Counties)

Estimated Cost of Needed Infrastructure for Morgan County Five-year period July 2024 through June 2029

Project Type	Conceptual	Planning & Design + Construction
Transportation	\$ 17,588,354	\$ 382,974,048
Law Enforcement	42,030,000	15,470,000
Recreation	1,375,000	9,680,000
Water and Wastewater	1,530,000	3,900,000
Public Buildings	3,160,000	-
New Public Schools & Additions	-	1,200,000
School Renovations	290,000	728,000
Broadband	-	-
Business District Development	-	-
Community Development	-	-
Fire Protection	-	-
Housing	-	-
Industrial Sites and Parks	-	-
Libraries, Museums, & Historic Sites	-	-
Other Education	-	-
Other Facilities	-	-
Other Utilities	-	-
Post-secondary Education	-	-
Public Health Facilities	-	-
School-System-wide	-	-
Solid Waste	-	-
Storm Water	-	-
Total	\$ 65,973,354	\$ 413,952,048



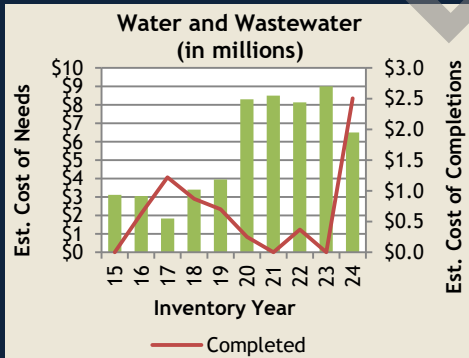
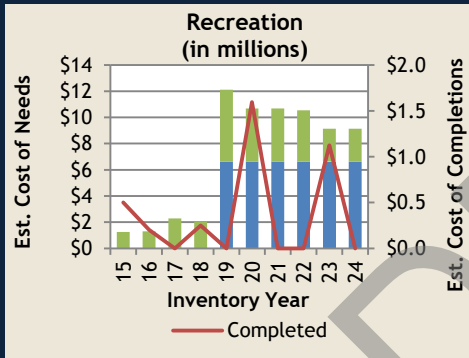
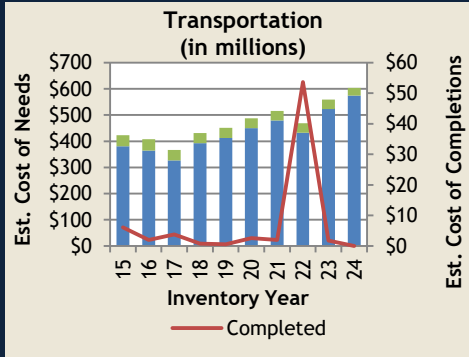
*Total Estimated Cost = Conceptual + Planning & Design + Construction

Obion County

Total Estimated Cost* for Infrastructure Improvements

\$636,377,234

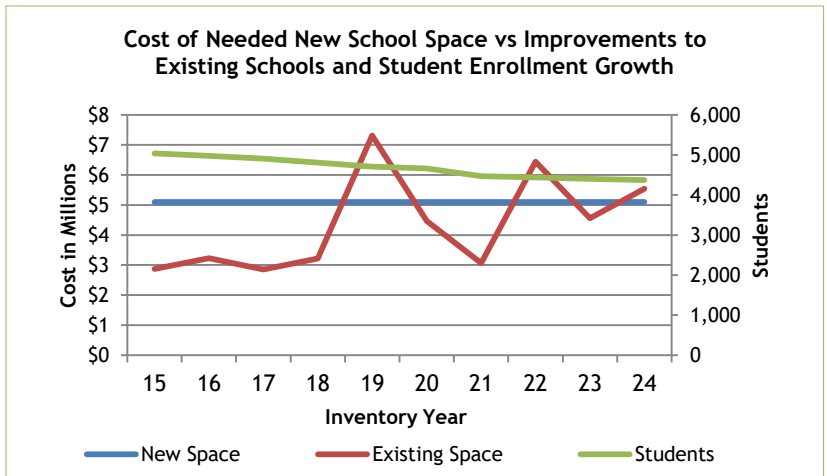
TOP 3



- = Local
- = Regional (Serves Multiple Counties)

Estimated Cost of Needed Infrastructure for Obion County Five-year period July 2024 through June 2029

Project Type	Conceptual	Planning & Design + Construction
Transportation	\$ 98,463,469	\$ 505,173,045
Recreation	925,000	8,205,688
Water and Wastewater	3,320,000	3,168,000
School Renovations	2,110,000	3,433,797
New Public Schools & Additions	4,999,000	100,000
Law Enforcement	-	2,740,000
Community Development	-	2,000,000
Storm Water	800,000	422,235
Industrial Sites and Parks	-	250,000
School-System-wide	192,000	-
Public Buildings	75,000	-
Broadband	-	-
Business District Development	-	-
Fire Protection	-	-
Housing	-	-
Libraries, Museums, & Historic Sites	-	-
Other Education	-	-
Other Facilities	-	-
Other Utilities	-	-
Post-secondary Education	-	-
Public Health Facilities	-	-
Solid Waste	-	-
Total	\$ 110,884,469	\$ 525,492,765



*Total Estimated Cost = Conceptual + Planning & Design + Construction

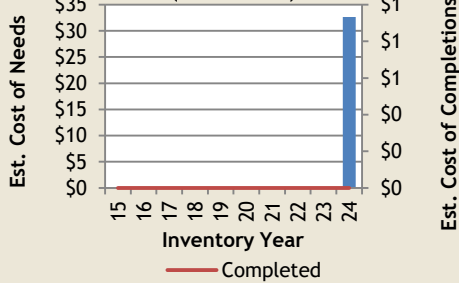
Overton County

Total Estimated Cost* for Infrastructure Improvements

\$83,221,764

TOP 3

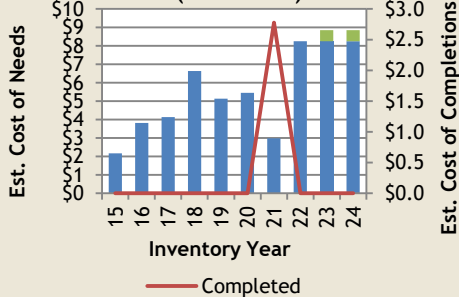
Post-secondary Education (in millions)



Transportation (in millions)



Recreation (in millions)

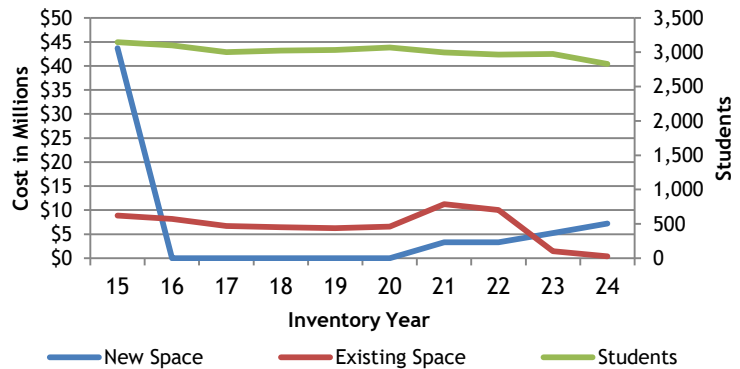


■ = Local
■ = Regional (Serves Multiple Counties)

Estimated Cost of Needed Infrastructure for Overton County Five-year period July 2024 through June 2029

Project Type	Conceptual	Planning & Design + Construction
Post-secondary Education	\$ -	\$ 32,637,000
Transportation	11,246,585	8,870,179
Recreation	-	8,840,000
New Public Schools & Additions	5,300,000	1,900,000
Public Health Facilities	-	7,000,000
Public Buildings	-	4,440,000
Water and Wastewater	-	2,600,000
School Renovations	264,000	124,000
Broadband	-	-
Business District Development	-	-
Community Development	-	-
Fire Protection	-	-
Housing	-	-
Industrial Sites and Parks	-	-
Law Enforcement	-	-
Libraries, Museums, & Historic Sites	-	-
Other Education	-	-
Other Facilities	-	-
Other Utilities	-	-
School-System-wide	-	-
Solid Waste	-	-
Storm Water	-	-
Total	\$ 16,810,585	\$ 66,411,179

Cost of Needed New School Space vs Improvements to Existing Schools and Student Enrollment Growth



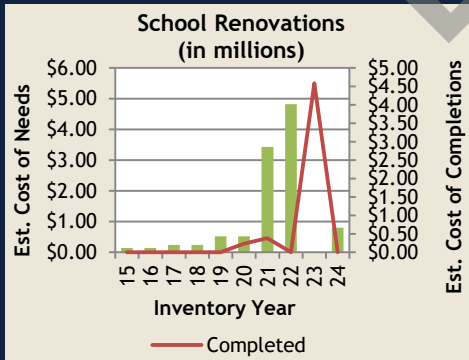
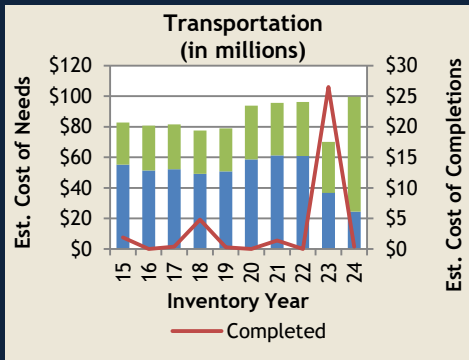
*Total Estimated Cost = Conceptual + Planning & Design + Construction

Perry County

Total Estimated Cost* for Infrastructure Improvements

\$103,626,484

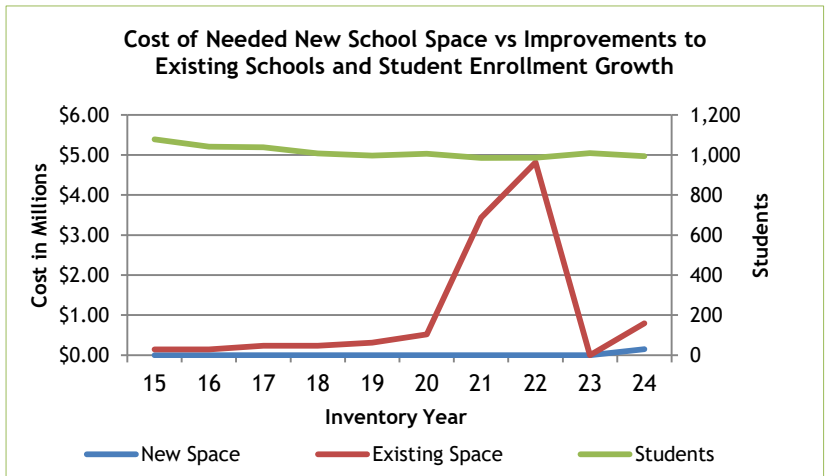
TOP 3



■ = Local
■ = Regional (Serves Multiple Counties)

Estimated Cost of Needed Infrastructure for Perry County Five-year period July 2024 through June 2029

Project Type	Conceptual	Planning & Design + Construction
Transportation	\$ 83,940,003	\$ 15,776,481
Community Development	-	2,700,000
School Renovations	-	800,000
New Public Schools & Additions	-	150,000
Solid Waste	-	150,000
Recreation	110,000	-
Broadband	-	-
Business District Development	-	-
Fire Protection	-	-
Housing	-	-
Industrial Sites and Parks	-	-
Law Enforcement	-	-
Libraries, Museums, & Historic Sites	-	-
Other Education	-	-
Other Facilities	-	-
Other Utilities	-	-
Post-secondary Education	-	-
Public Buildings	-	-
Public Health Facilities	-	-
School-System-wide	-	-
Storm Water	-	-
Water and Wastewater	-	-
Total	\$ 84,050,003	\$ 19,576,481



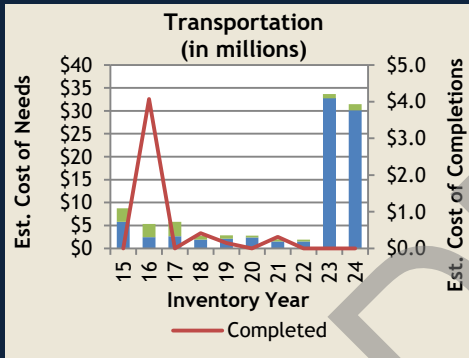
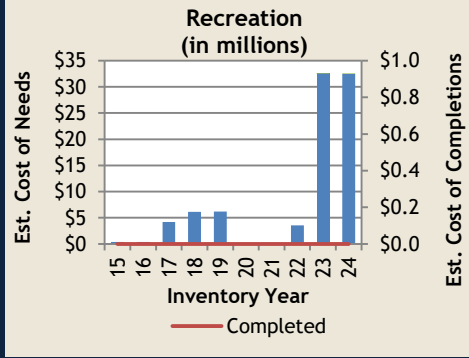
*Total Estimated Cost = Conceptual + Planning & Design + Construction

Pickett County

Total Estimated Cost* for Infrastructure Improvements

\$126,491,366

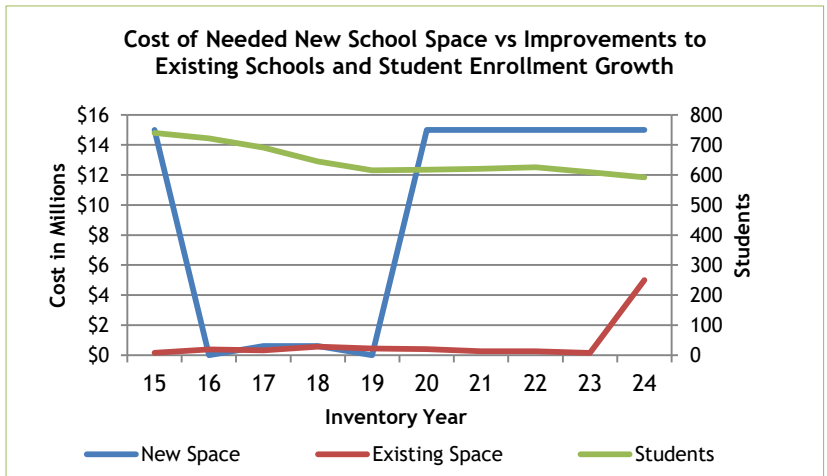
TOP 3



- = Local
- = Regional (Serves Multiple Counties)

Estimated Cost of Needed Infrastructure for Pickett County Five-year period July 2024 through June 2029

Project Type	Conceptual	Planning & Design + Construction
Recreation	\$ 29,040,000	\$ 3,540,000
Transportation	30,687,066	771,300
Law Enforcement	-	25,000,000
New Public Schools & Additions	15,000,000	-
Water and Wastewater	3,800,000	3,000,000
Housing	5,000,000	-
School Renovations	5,000,000	-
Industrial Sites and Parks	350,000	1,500,000
Public Buildings	1,800,000	-
Solid Waste	-	1,200,000
Public Health Facilities	-	548,000
School-System-wide	100,000	-
Fire Protection	-	95,000
Libraries, Museums, & Historic Sites	-	60,000
Broadband	-	-
Business District Development	-	-
Community Development	-	-
Other Education	-	-
Other Facilities	-	-
Other Utilities	-	-
Post-secondary Education	-	-
Storm Water	-	-
Total	\$ 90,777,066	\$ 35,714,300



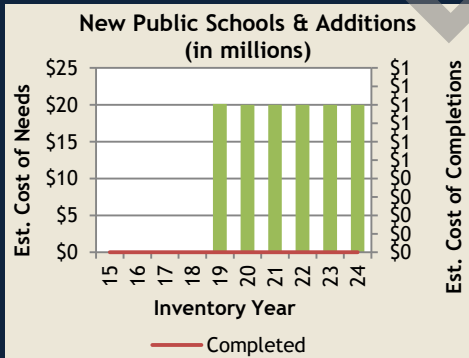
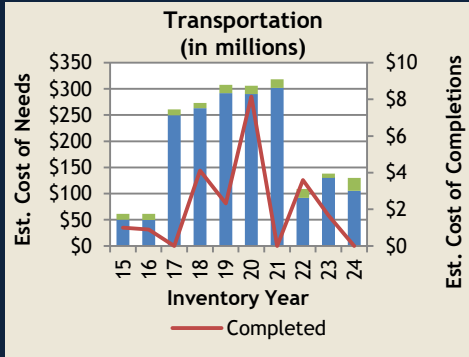
*Total Estimated Cost = Conceptual + Planning & Design + Construction

Polk County

Total Estimated Cost* for Infrastructure Improvements

\$199,898,254

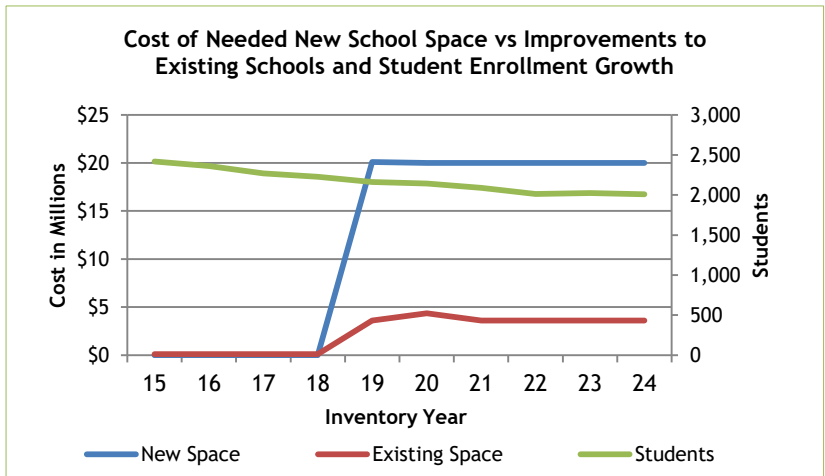
TOP 3



- = Local
- = Regional (Serves Multiple Counties)

Estimated Cost of Needed Infrastructure for Polk County Five-year period July 2024 through June 2029

Project Type	Conceptual	Planning & Design + Construction
Transportation	\$ 39,688,924	\$ 90,302,103
Recreation	12,000,000	21,500,000
New Public Schools & Additions	20,000,000	-
Water and Wastewater	5,750,000	2,115,929
School Renovations	3,610,000	-
Public Buildings	300,000	2,200,000
Community Development	-	2,175,298
Industrial Sites and Parks	256,000	-
Broadband	-	-
Business District Development	-	-
Fire Protection	-	-
Housing	-	-
Law Enforcement	-	-
Libraries, Museums, & Historic Sites	-	-
Other Education	-	-
Other Facilities	-	-
Other Utilities	-	-
Post-secondary Education	-	-
Public Health Facilities	-	-
School-System-wide	-	-
Solid Waste	-	-
Storm Water	-	-
Total	\$ 81,604,924	\$ 118,293,330



*Total Estimated Cost = Conceptual + Planning & Design + Construction

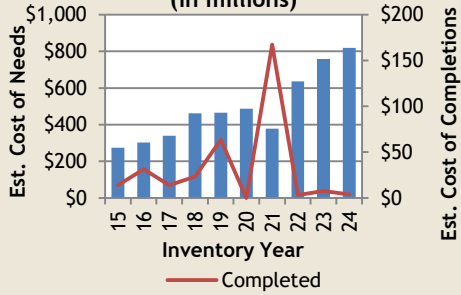
Putnam County

Total Estimated Cost* for Infrastructure Improvements

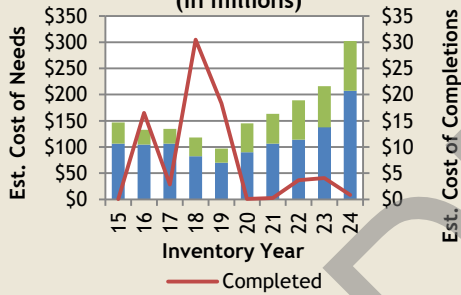
\$1,214,230,811

TOP 3

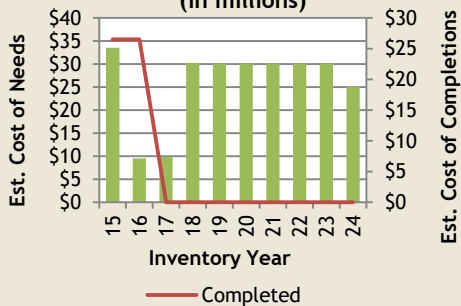
Post-secondary Education (in millions)



Transportation (in millions)



New Public Schools & Additions (in millions)

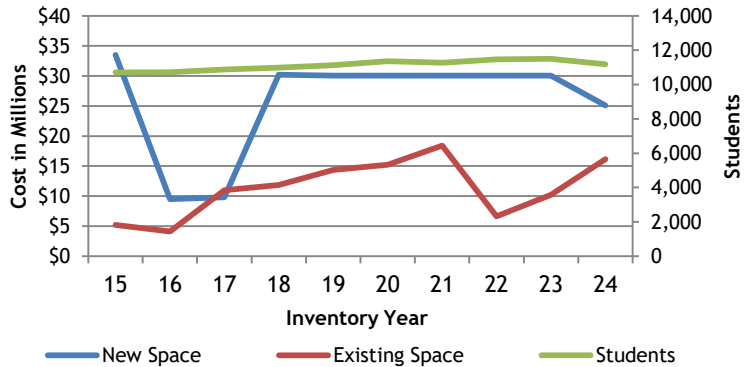


■ = Local
■ = Regional (Serves Multiple Counties)

Estimated Cost of Needed Infrastructure for Putnam County Five-year period July 2024 through June 2029

Project Type	Conceptual	Planning & Design + Construction
Post-secondary Education	\$ 533,685,000	\$ 284,679,000
Transportation	123,810,223	178,260,372
New Public Schools & Additions	5,080,000	20,000,000
Law Enforcement	2,120,000	17,630,000
Public Buildings	18,950,000	-
School Renovations	8,045,000	8,103,131
Water and Wastewater	-	9,810,313
Recreation	1,000,000	1,607,772
Storm Water	1,200,000	-
School-System-wide	250,000	-
Broadband	-	-
Business District Development	-	-
Community Development	-	-
Fire Protection	-	-
Housing	-	-
Industrial Sites and Parks	-	-
Libraries, Museums, & Historic Sites	-	-
Other Education	-	-
Other Facilities	-	-
Other Utilities	-	-
Public Health Facilities	-	-
Solid Waste	-	-
Total	\$ 694,140,223	\$ 520,090,588

Cost of Needed New School Space vs Improvements to Existing Schools and Student Enrollment Growth



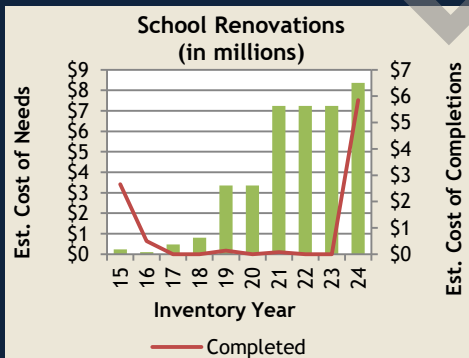
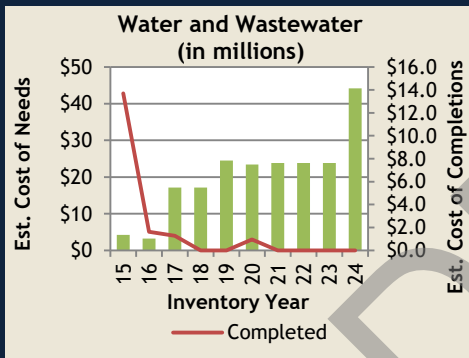
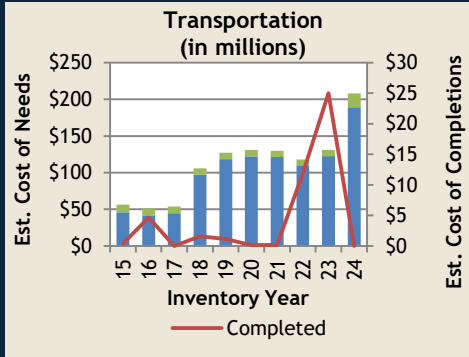
*Total Estimated Cost = Conceptual + Planning & Design + Construction

Rhea County

Total Estimated Cost* for Infrastructure Improvements

\$273,386,290

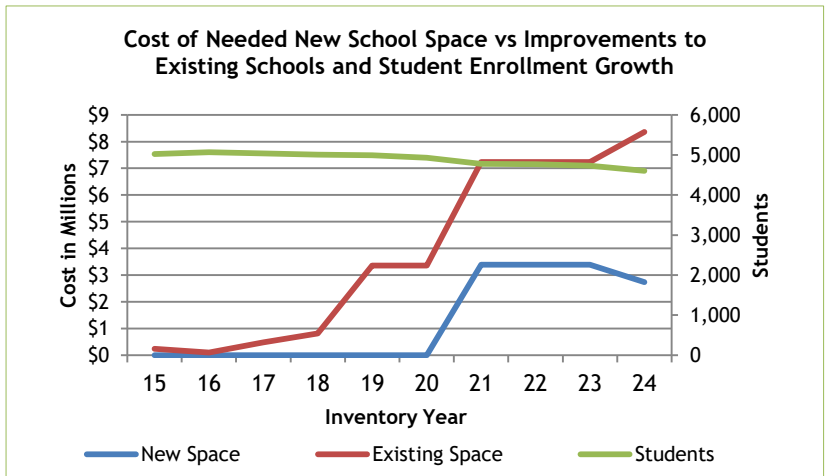
TOP 3



■ = Local
■ = Regional (Serves Multiple Counties)

Estimated Cost of Needed Infrastructure for Rhea County Five-year period July 2024 through June 2029

Project Type	Conceptual	Planning & Design + Construction
Transportation	\$ 95,181,237	\$ 112,945,137
Water and Wastewater	-	44,180,755
School Renovations	179,170	8,181,990
Public Buildings	3,230,000	800,000
New Public Schools & Additions	-	2,740,000
Recreation	1,585,000	999,700
Storm Water	-	1,100,000
Industrial Sites and Parks	-	1,000,000
Law Enforcement	-	445,000
Community Development	-	443,301
School-System-wide	-	375,000
Broadband	-	-
Business District Development	-	-
Fire Protection	-	-
Housing	-	-
Libraries, Museums, & Historic Sites	-	-
Other Education	-	-
Other Facilities	-	-
Other Utilities	-	-
Post-secondary Education	-	-
Public Health Facilities	-	-
Solid Waste	-	-
Total	\$ 100,175,407	\$ 173,210,883



*Total Estimated Cost = Conceptual + Planning & Design + Construction

Roane County

Total Estimated Cost* for Infrastructure Improvements

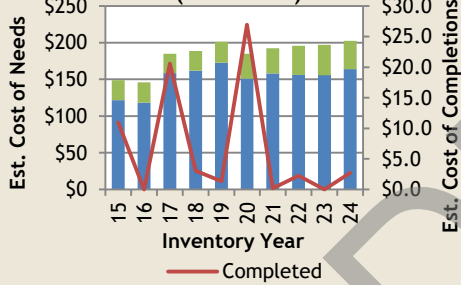
\$612,392,982

TOP 3

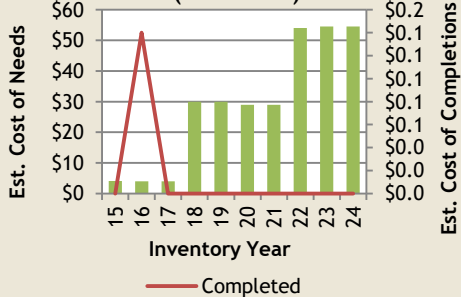
Post-secondary Education (in millions)



Transportation (in millions)



Law Enforcement (in millions)

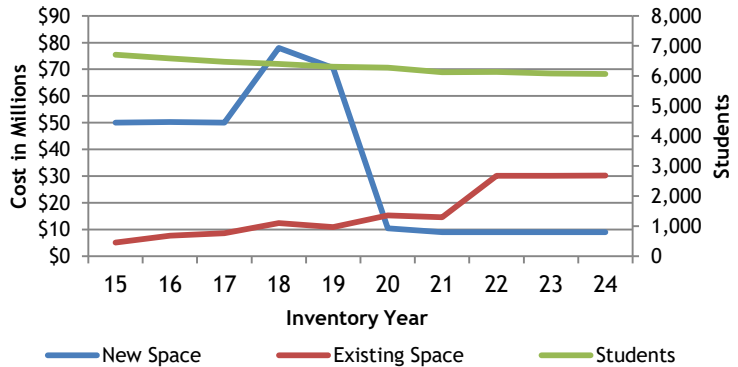


■ = Local
■ = Regional (Serves Multiple Counties)

Estimated Cost of Needed Infrastructure for Roane County Five-year period July 2024 through June 2029

Project Type	Conceptual	Planning & Design + Construction
Post-secondary Education	\$ 2,120,000	\$ 214,354,000
Transportation	46,756,256	155,710,901
Law Enforcement	54,500,000	-
School Renovations	6,155,000	24,053,895
Water and Wastewater	11,900,000	13,617,030
Broadband	24,000,000	-
Recreation	480,000	18,795,000
Other Utilities	7,000,000	3,000,000
New Public Schools & Additions	-	9,000,000
Other Facilities	-	7,000,000
Public Buildings	3,000,000	2,100,000
Storm Water	5,000,000	-
Industrial Sites and Parks	-	2,000,000
Fire Protection	850,000	-
Community Development	-	500,900
Solid Waste	-	500,000
Business District Development	-	-
Housing	-	-
Libraries, Museums, & Historic Sites	-	-
Other Education	-	-
Public Health Facilities	-	-
School-System-wide	-	-
Total	\$ 161,761,256	\$ 450,631,726

Cost of Needed New School Space vs Improvements to Existing Schools and Student Enrollment Growth



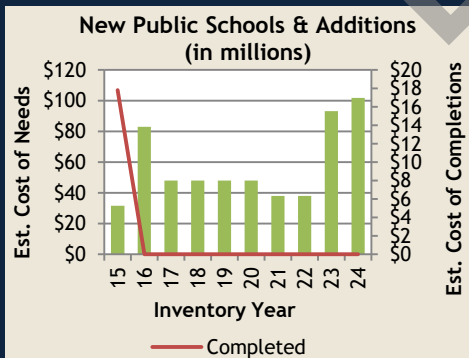
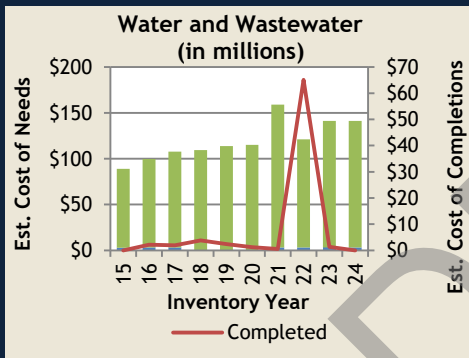
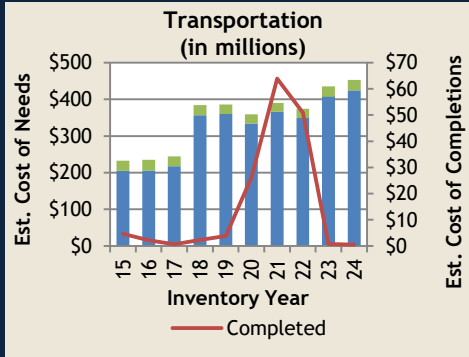
*Total Estimated Cost = Conceptual + Planning & Design + Construction

Robertson County

Total Estimated Cost* for Infrastructure Improvements

\$805,084,373

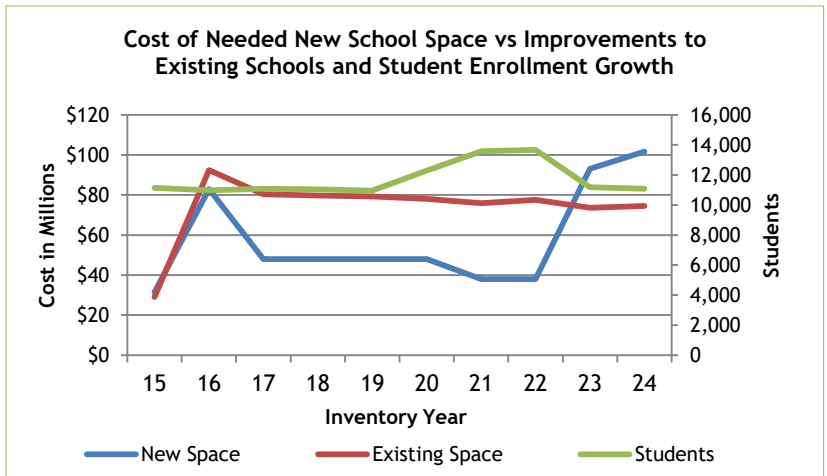
TOP 3



- = Local
- = Regional (Serves Multiple Counties)

Estimated Cost of Needed Infrastructure for Robertson County Five-year period July 2024 through June 2029

Project Type	Conceptual	Planning & Design + Construction
Transportation	\$ 44,803,319	\$ 408,306,519
Water and Wastewater	17,600,000	123,775,000
New Public Schools & Additions	53,000,000	48,662,000
School Renovations	18,033,000	56,546,935
Other Utilities	-	10,775,000
Fire Protection	3,050,000	5,700,000
School-System-wide	7,000,000	-
Recreation	2,527,600	3,850,000
Storm Water	-	1,155,000
Community Development	300,000	-
Broadband	-	-
Business District Development	-	-
Housing	-	-
Industrial Sites and Parks	-	-
Law Enforcement	-	-
Libraries, Museums, & Historic Sites	-	-
Other Education	-	-
Other Facilities	-	-
Post-secondary Education	-	-
Public Buildings	-	-
Public Health Facilities	-	-
Solid Waste	-	-
Total	\$ 146,313,919	\$ 658,770,454



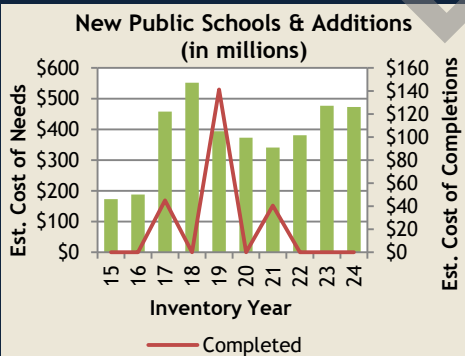
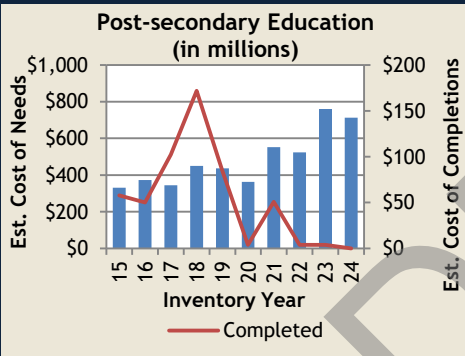
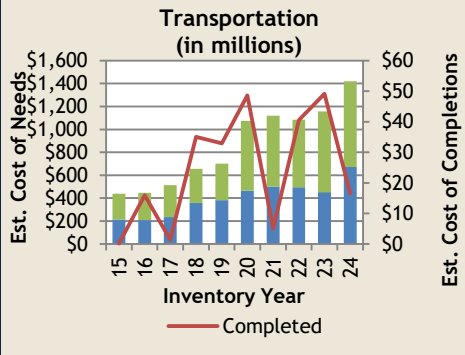
*Total Estimated Cost = Conceptual + Planning & Design + Construction

Rutherford County

Total Estimated Cost* for Infrastructure Improvements

\$3,507,721,657

TOP 3



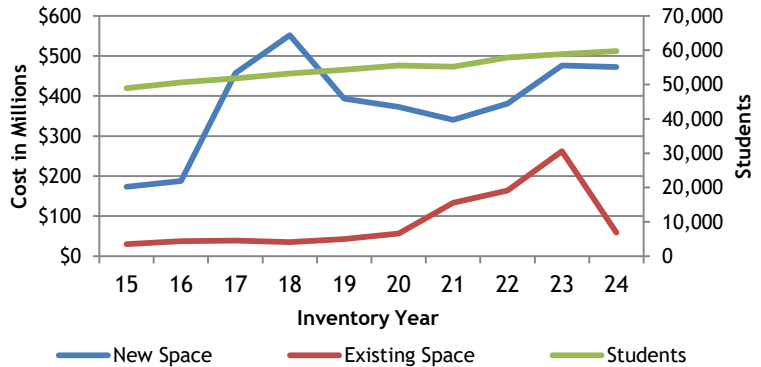
■ = Local
■ = Regional (Serves Multiple Counties)

Estimated Cost of Needed Infrastructure for Rutherford County

Five-year period July 2024 through June 2029

Project Type	Conceptual	Planning & Design + Construction
Transportation	\$ 513,469,885	\$ 907,357,997
Post-secondary Education	406,180,000	306,858,200
New Public Schools & Additions	239,000,000	233,326,708
Water and Wastewater	91,660,470	189,615,843
Law Enforcement	23,004,200	198,610,000
Fire Protection	55,811,830	33,797,737
Recreation	23,170,000	56,656,758
Other Facilities	-	63,201,809
School Renovations	14,221,516	44,908,704
Public Buildings	28,130,000	25,460,000
Solid Waste	-	20,400,000
Public Health Facilities	20,000,000	-
School-System-wide	-	7,180,000
Other Utilities	-	3,000,000
Libraries, Museums, & Historic Sites	2,700,000	-
Broadband	-	-
Business District Development	-	-
Community Development	-	-
Housing	-	-
Industrial Sites and Parks	-	-
Other Education	-	-
Storm Water	-	-
Total	\$ 1,417,347,901	\$ 2,090,373,756

Cost of Needed New School Space vs Improvements to Existing Schools and Student Enrollment Growth



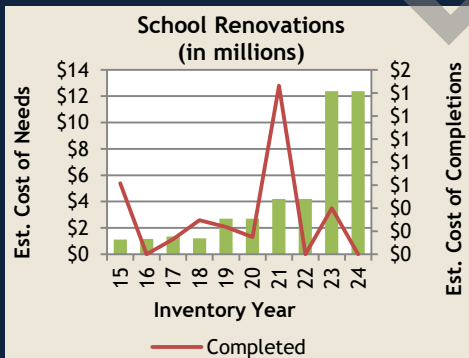
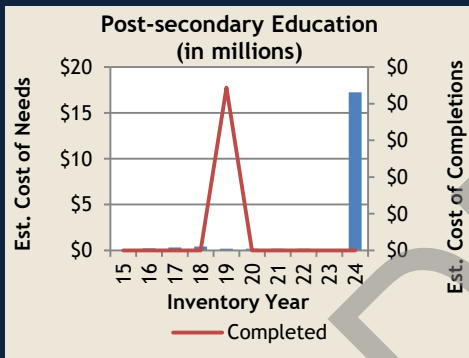
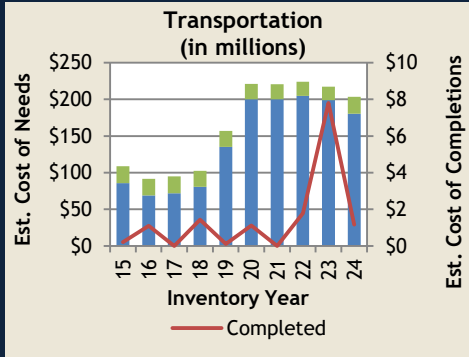
*Total Estimated Cost = Conceptual + Planning & Design + Construction

Scott County

Total Estimated Cost* for Infrastructure Improvements

\$243,209,324

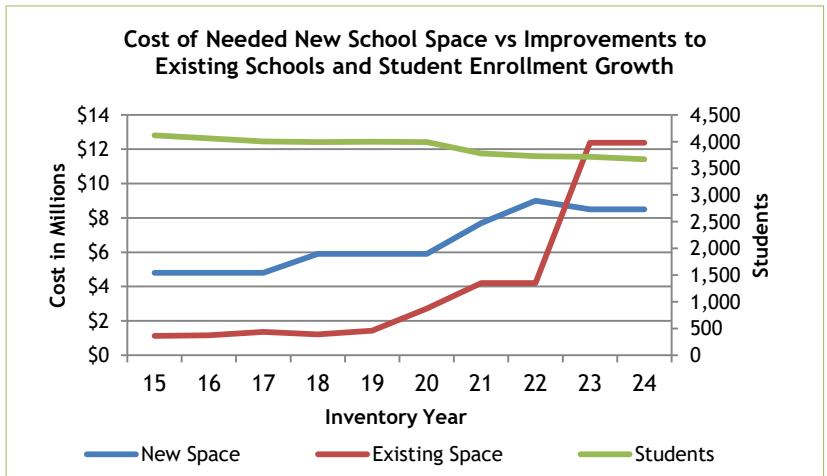
TOP 3



■ = Local
■ = Regional (Serves Multiple Counties)

Estimated Cost of Needed Infrastructure for Scott County Five-year period July 2024 through June 2029

Project Type	Conceptual	Planning & Design + Construction
Transportation	\$ 22,970,331	\$ 180,491,859
Post-secondary Education	200,000	17,050,000
School Renovations	3,310,000	9,067,250
New Public Schools & Additions	7,000,000	1,500,000
Community Development	-	744,884
Public Health Facilities	650,000	-
Recreation	125,000	-
Solid Waste	100,000	-
Broadband	-	-
Business District Development	-	-
Fire Protection	-	-
Housing	-	-
Industrial Sites and Parks	-	-
Law Enforcement	-	-
Libraries, Museums, & Historic Sites	-	-
Other Education	-	-
Other Facilities	-	-
Other Utilities	-	-
Public Buildings	-	-
School-System-wide	-	-
Storm Water	-	-
Water and Wastewater	-	-
Total	\$ 34,355,331	\$ 208,853,993



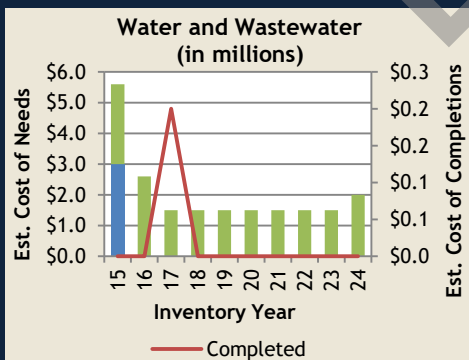
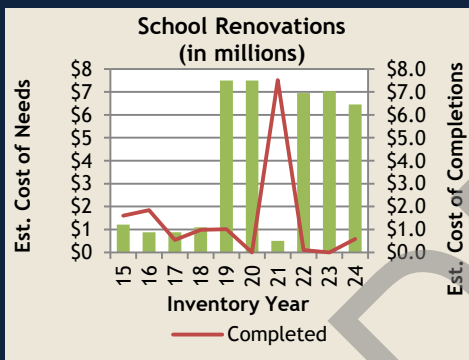
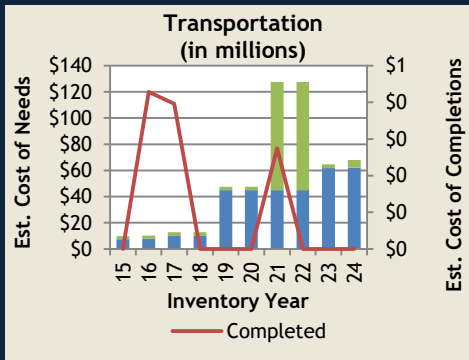
*Total Estimated Cost = Conceptual + Planning & Design + Construction

Sequatchie County

Total Estimated Cost* for Infrastructure Improvements

\$78,635,118

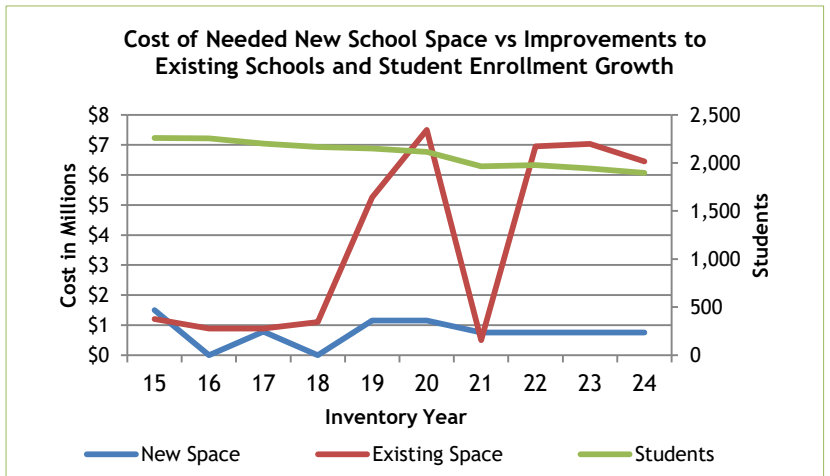
TOP 3



■ = Local
■ = Regional (Serves Multiple Counties)

Estimated Cost of Needed Infrastructure for Sequatchie County Five-year period July 2024 through June 2029

Project Type	Conceptual	Planning & Design + Construction
Transportation	\$ 11,230,780	\$ 56,750,406
School Renovations	-	6,450,500
Water and Wastewater	-	2,000,000
Law Enforcement	-	1,140,000
New Public Schools & Additions	-	750,000
Community Development	-	313,432
Broadband	-	-
Business District Development	-	-
Fire Protection	-	-
Housing	-	-
Industrial Sites and Parks	-	-
Libraries, Museums, & Historic Sites	-	-
Other Education	-	-
Other Facilities	-	-
Other Utilities	-	-
Post-secondary Education	-	-
Public Buildings	-	-
Public Health Facilities	-	-
Recreation	-	-
School-System-wide	-	-
Solid Waste	-	-
Storm Water	-	-
Total	\$ 11,230,780	\$ 67,404,338



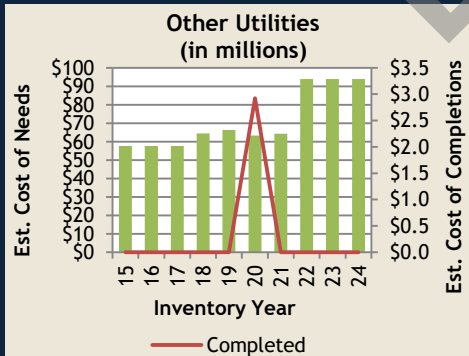
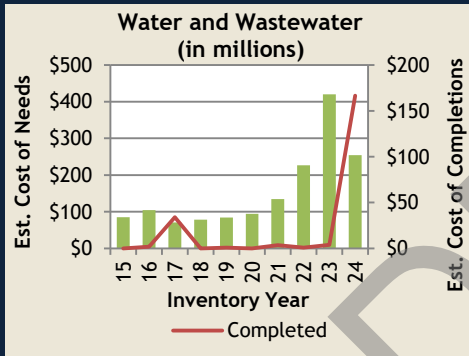
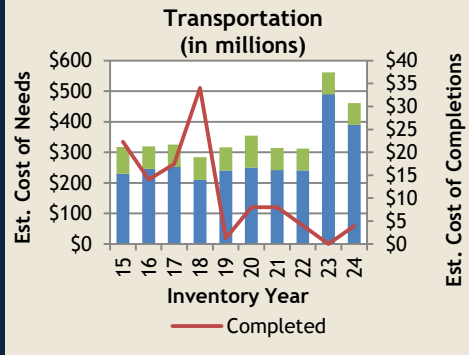
*Total Estimated Cost = Conceptual + Planning & Design + Construction

Sevier County

Total Estimated Cost* for Infrastructure Improvements

\$1,008,236,572

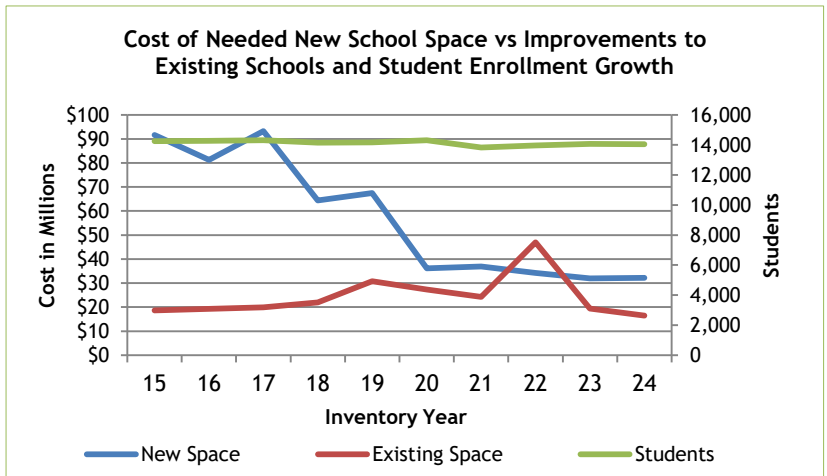
TOP 3



■ = Local
■ = Regional (Serves Multiple Counties)

Estimated Cost of Needed Infrastructure for Sevier County Five-year period July 2024 through June 2029

Project Type	Conceptual	Planning & Design + Construction
Transportation	\$ 53,353,020	\$ 407,620,997
Water and Wastewater	61,934,648	192,530,480
Other Utilities	1,000,000	93,000,000
Public Buildings	1,000,000	60,000,000
Recreation	12,872,000	22,431,165
New Public Schools & Additions	23,700,000	8,521,243
Community Development	8,500,000	13,748,585
Post-secondary Education	4,520,000	12,500,000
School Renovations	8,217,500	8,261,934
Other Facilities	2,225,000	3,660,000
Fire Protection	370,000	4,500,000
Law Enforcement	80,000	3,690,000
Broadband	-	-
Business District Development	-	-
Housing	-	-
Industrial Sites and Parks	-	-
Libraries, Museums, & Historic Sites	-	-
Other Education	-	-
Public Health Facilities	-	-
School-System-wide	-	-
Solid Waste	-	-
Storm Water	-	-
Total	\$ 177,772,168	\$ 830,464,404



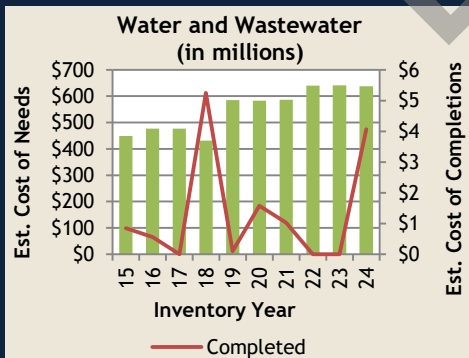
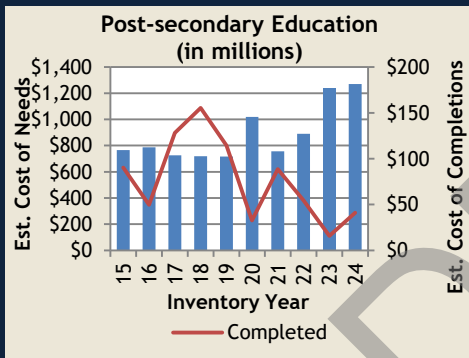
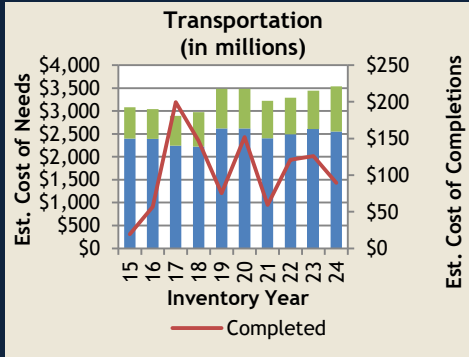
*Total Estimated Cost = Conceptual + Planning & Design + Construction

Shelby County

Total Estimated Cost* for Infrastructure Improvements

\$6,851,316,711

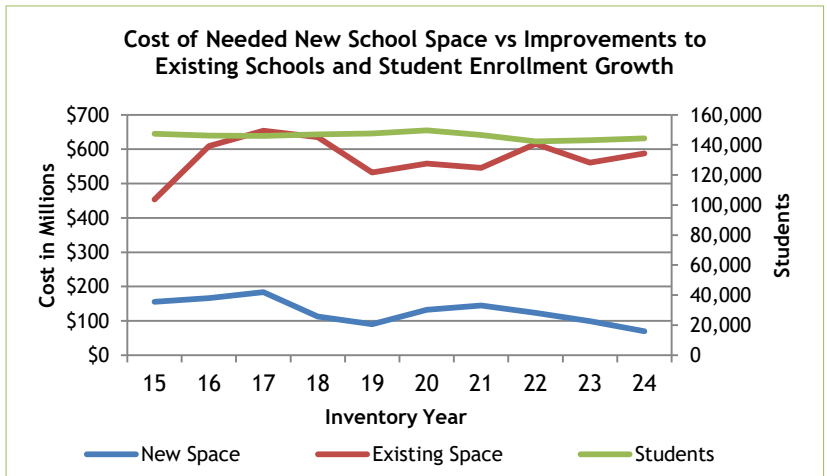
TOP 3



- = Local
- = Regional (Serves Multiple Counties)

Estimated Cost of Needed Infrastructure for Shelby County Five-year period July 2024 through June 2029

Project Type	Conceptual	Planning & Design + Construction
Transportation	\$ 1,229,152,232	\$ 2,305,175,674
Post-secondary Education	557,301,000	712,754,000
Water and Wastewater	14,433,000	623,850,000
School Renovations	337,159,745	250,396,538
Housing	-	167,019,000
Law Enforcement	68,190,000	88,427,800
Recreation	4,770,000	128,969,313
Public Health Facilities	1,500,000	123,116,000
New Public Schools & Additions	36,000,000	33,733,909
Fire Protection	25,155,032	14,974,788
Other Facilities	6,220,000	30,250,000
Libraries, Museums, & Historic Sites	11,868,000	18,354,519
Solid Waste	30,000,000	-
Public Buildings	5,800,000	23,602,188
Storm Water	780,000	1,154,000
Business District Development	-	1,209,973
Broadband	-	-
Community Development	-	-
Industrial Sites and Parks	-	-
Other Education	-	-
Other Utilities	-	-
School-System-wide	-	-
Total	\$ 2,328,329,009	\$ 4,522,987,702



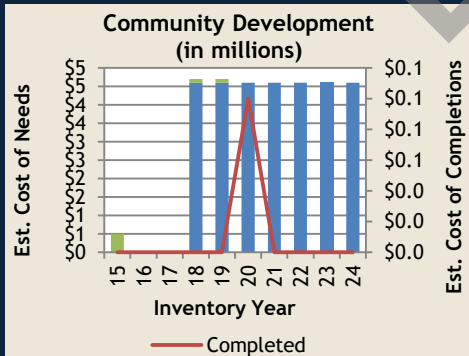
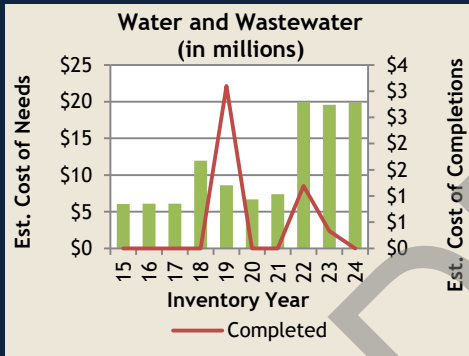
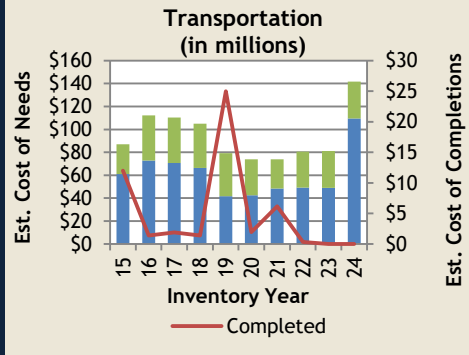
*Total Estimated Cost = Conceptual + Planning & Design + Construction

Smith County

Total Estimated Cost* for Infrastructure Improvements

\$174,446,318

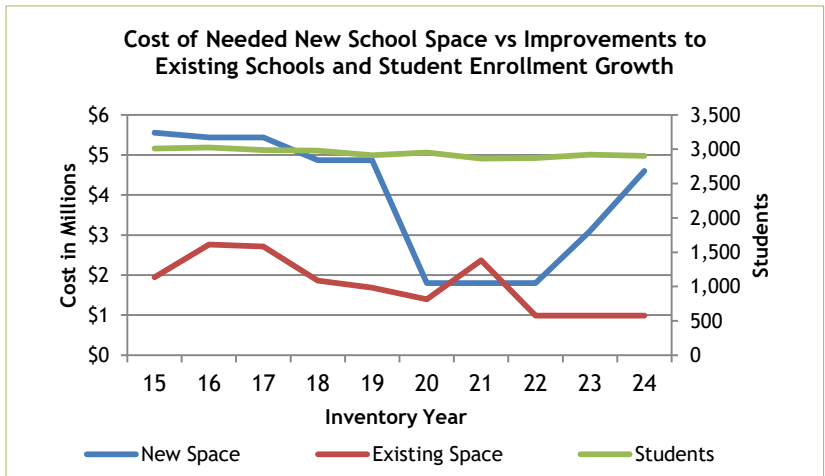
TOP 3



- = Local
- = Regional (Serves Multiple Counties)

Estimated Cost of Needed Infrastructure for Smith County Five-year period July 2024 through June 2029

Project Type	Conceptual	Planning & Design + Construction
Transportation	\$ 121,233,269	\$ 20,500,146
Water and Wastewater	13,000,000	6,874,703
Community Development	-	4,600,000
New Public Schools & Additions	600,000	4,000,000
Public Buildings	1,500,000	-
Solid Waste	1,000,000	-
School Renovations	988,200	-
Recreation	150,000	-
Broadband	-	-
Business District Development	-	-
Fire Protection	-	-
Housing	-	-
Industrial Sites and Parks	-	-
Law Enforcement	-	-
Libraries, Museums, & Historic Sites	-	-
Other Education	-	-
Other Facilities	-	-
Other Utilities	-	-
Post-secondary Education	-	-
Public Health Facilities	-	-
School-System-wide	-	-
Storm Water	-	-
Total	\$ 138,471,469	\$ 35,974,849



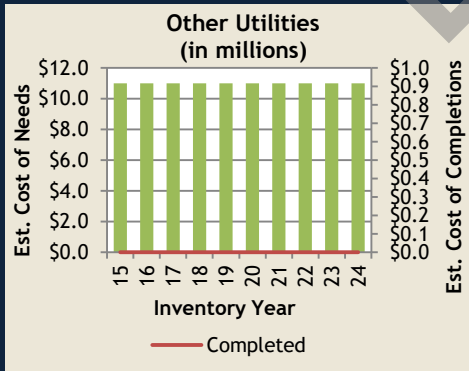
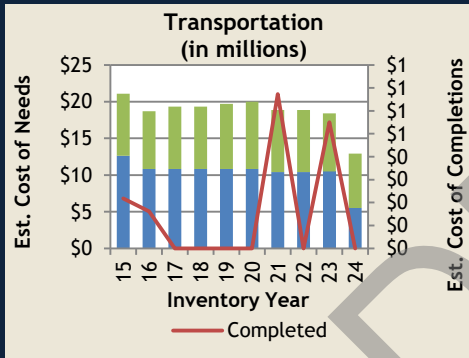
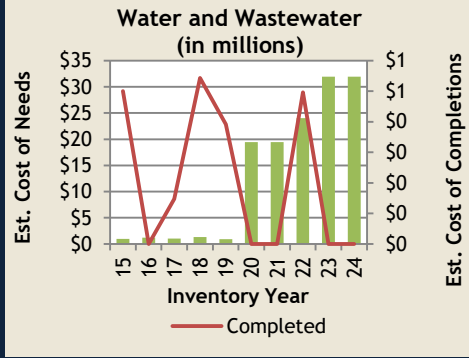
*Total Estimated Cost = Conceptual + Planning & Design + Construction

Stewart County

Total Estimated Cost* for Infrastructure Improvements

\$61,533,641

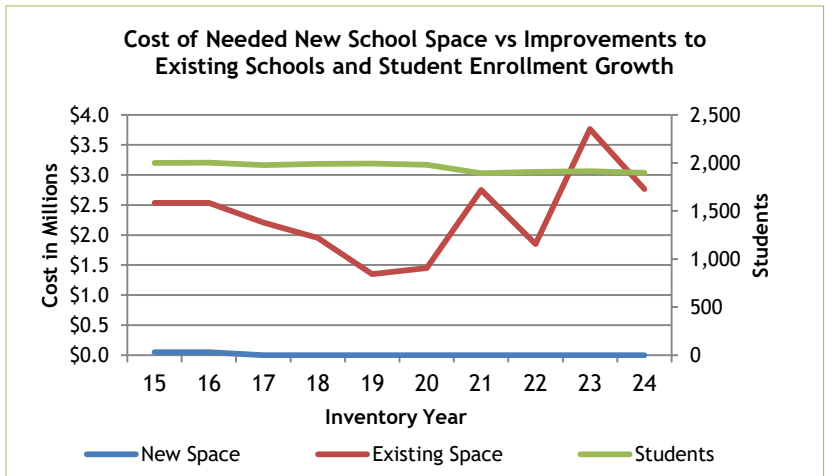
TOP 3



- = Local
- = Regional (Serves Multiple Counties)

Estimated Cost of Needed Infrastructure for Stewart County Five-year period July 2024 through June 2029

Project Type	Conceptual	Planning & Design + Construction
Water and Wastewater	\$ 26,603,000	\$ 5,346,572
Transportation	11,560,263	1,372,806
Other Utilities	-	11,000,000
School Renovations	1,800,000	965,000
Recreation	1,502,000	-
Public Buildings	1,044,000	-
Community Development	-	340,000
Broadband	-	-
Business District Development	-	-
Fire Protection	-	-
Housing	-	-
Industrial Sites and Parks	-	-
Law Enforcement	-	-
Libraries, Museums, & Historic Sites	-	-
New Public Schools & Additions	-	-
Other Education	-	-
Other Facilities	-	-
Post-secondary Education	-	-
Public Health Facilities	-	-
School-System-wide	-	-
Solid Waste	-	-
Storm Water	-	-
Total	\$ 42,509,263	\$ 19,024,378



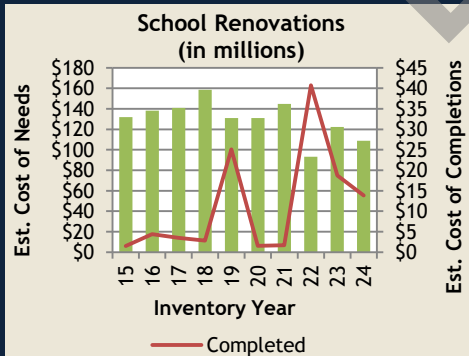
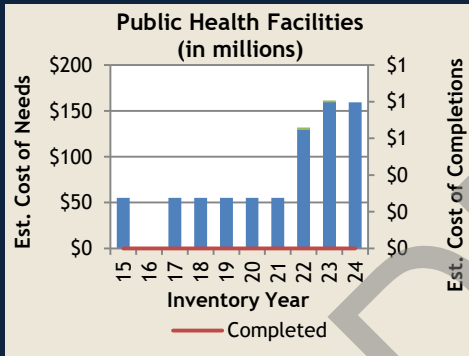
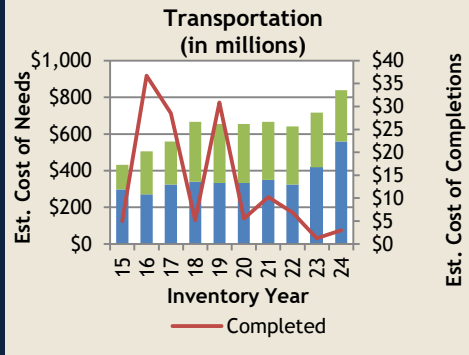
*Total Estimated Cost = Conceptual + Planning & Design + Construction

Sullivan County

Total Estimated Cost* for Infrastructure Improvements

\$1,351,583,006

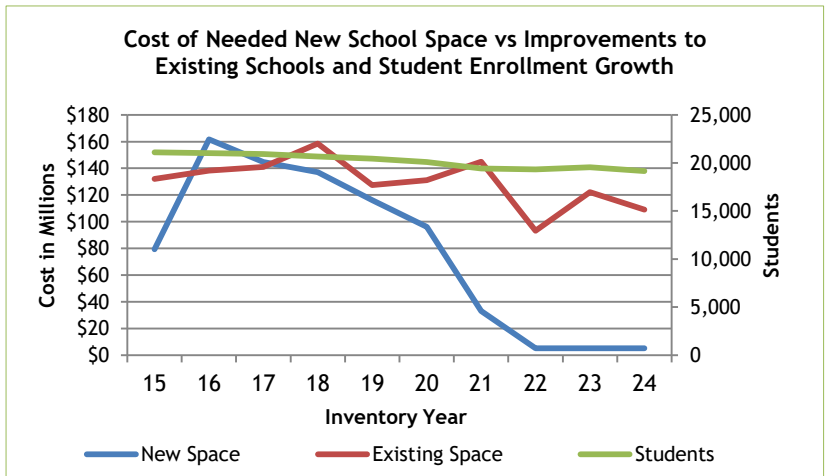
TOP 3



■ = Local
■ = Regional (Serves Multiple Counties)

Estimated Cost of Needed Infrastructure for Sullivan County Five-year period July 2024 through June 2029

Project Type	Conceptual	Planning & Design + Construction
Transportation	\$ 302,127,048	\$ 537,102,612
Public Health Facilities	159,470,000	-
School Renovations	65,965,000	42,992,564
Law Enforcement	-	96,000,000
Water and Wastewater	21,130,000	64,227,482
Recreation	13,546,000	3,580,000
Housing	1,650,000	14,455,800
Other Facilities	7,500,000	-
New Public Schools & Additions	5,180,000	-
Community Development	-	4,634,500
Post-secondary Education	630,000	3,872,000
Industrial Sites and Parks	-	4,270,000
Public Buildings	-	3,250,000
Broadband	-	-
Business District Development	-	-
Fire Protection	-	-
Libraries, Museums, & Historic Sites	-	-
Other Education	-	-
Other Utilities	-	-
School-System-wide	-	-
Solid Waste	-	-
Storm Water	-	-
Total	\$ 577,198,048	\$ 774,384,958



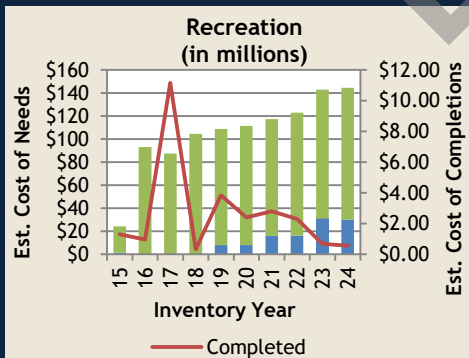
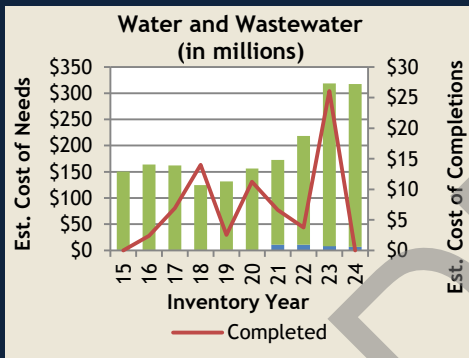
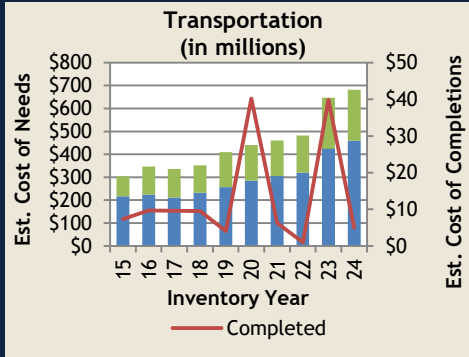
*Total Estimated Cost = Conceptual + Planning & Design + Construction

Sumner County

Total Estimated Cost* for Infrastructure Improvements

\$1,393,155,137

TOP 3

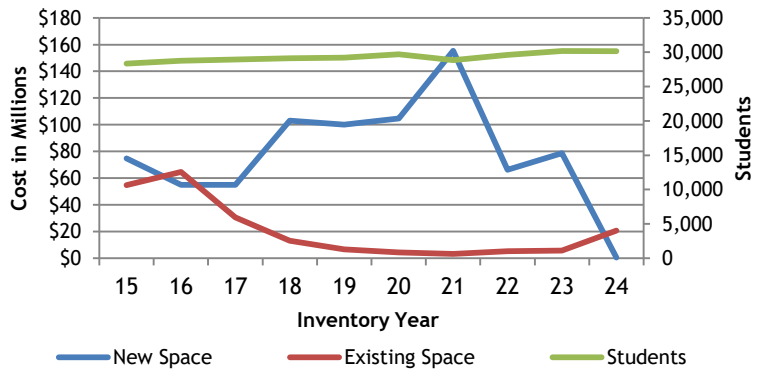


■ = Local
■ = Regional (Serves Multiple Counties)

Estimated Cost of Needed Infrastructure for Sumner County Five-year period July 2024 through June 2029

Project Type	Conceptual	Planning & Design + Construction
Transportation	\$ 163,921,687	\$ 518,360,522
Water and Wastewater	16,671,000	300,952,990
Recreation	67,779,250	76,578,608
Public Buildings	-	101,600,000
Post-secondary Education	11,060,000	34,768,168
Fire Protection	11,500,000	21,500,000
School Renovations	2,064,000	18,511,041
Storm Water	1,000,000	14,089,871
Community Development	6,000,000	5,000,000
Libraries, Museums, & Historic Sites	7,050,000	150,000
Other Utilities	3,500,000	-
Law Enforcement	2,000,000	1,000,000
Public Health Facilities	-	3,000,000
Business District Development	-	2,000,000
Other Facilities	1,250,000	600,000
Solid Waste	750,000	-
New Public Schools & Additions	-	498,000
Broadband	-	-
Housing	-	-
Industrial Sites and Parks	-	-
Other Education	-	-
School-System-wide	-	-
Total	\$ 294,545,937	\$ 1,098,609,200

Cost of Needed New School Space vs Improvements to Existing Schools and Student Enrollment Growth



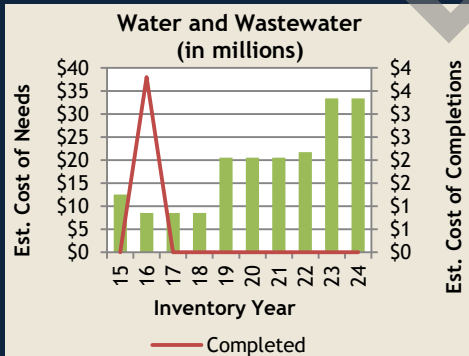
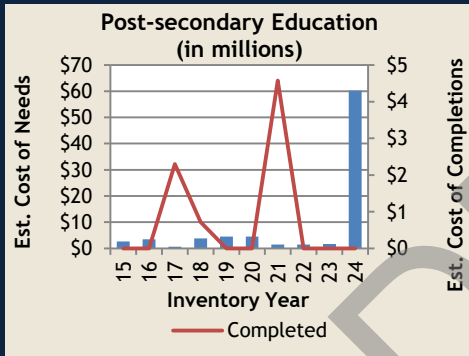
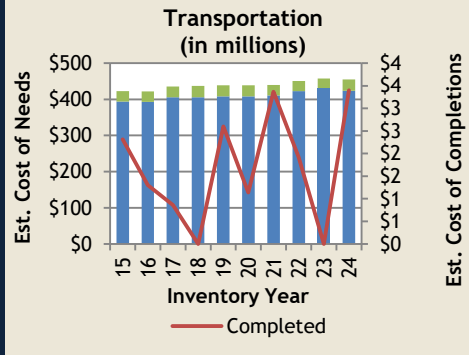
*Total Estimated Cost = Conceptual + Planning & Design + Construction

Tipton County

Total Estimated Cost* for Infrastructure Improvements

\$556,918,862

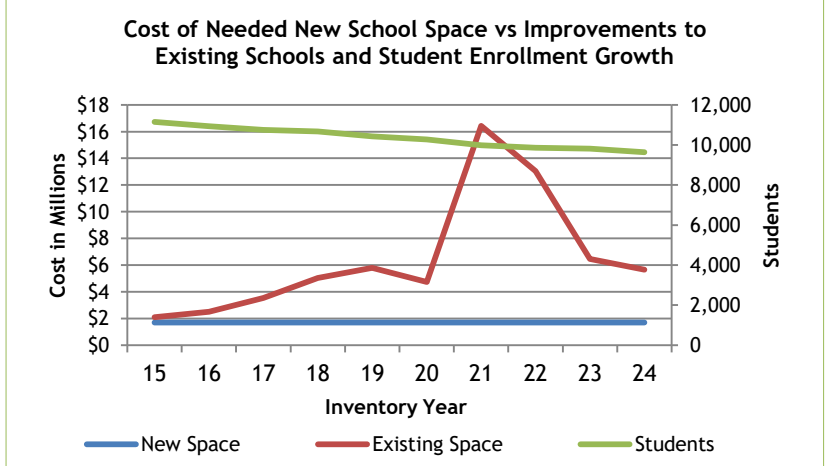
TOP 3



- = Local
- = Regional (Serves Multiple Counties)

Estimated Cost of Needed Infrastructure for Tipton County Five-year period July 2024 through June 2029

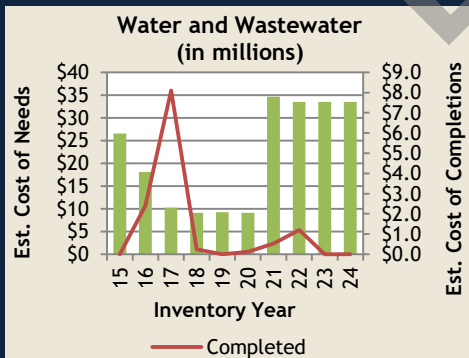
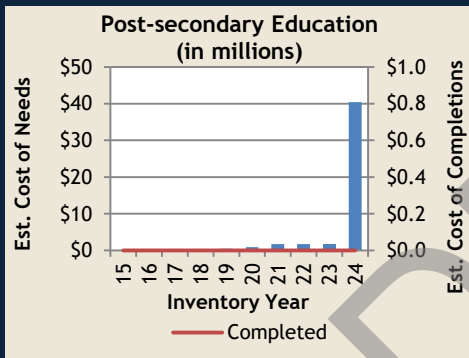
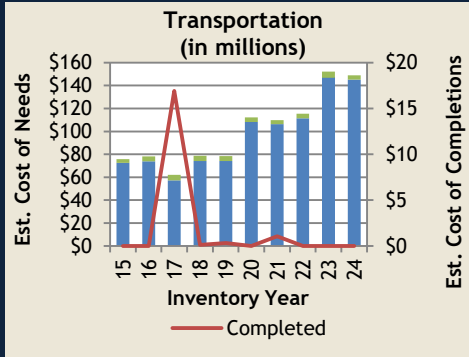
Project Type	Conceptual	Planning & Design + Construction
Transportation	\$ 105,770,850	\$ 348,952,023
Post-secondary Education	1,250,000	59,000,000
Water and Wastewater	21,500,000	11,900,000
School Renovations	2,622,343	3,023,646
New Public Schools & Additions	-	1,700,000
Law Enforcement	-	1,200,000
Broadband	-	-
Business District Development	-	-
Community Development	-	-
Fire Protection	-	-
Housing	-	-
Industrial Sites and Parks	-	-
Libraries, Museums, & Historic Sites	-	-
Other Education	-	-
Other Facilities	-	-
Other Utilities	-	-
Public Buildings	-	-
Public Health Facilities	-	-
Recreation	-	-
School-System-wide	-	-
Solid Waste	-	-
Storm Water	-	-
Total	\$ 131,143,193	\$ 425,775,669



*Total Estimated Cost = Conceptual + Planning & Design + Construction

Trousdale County
Total Estimated Cost* for
Infrastructure Improvements
\$284,829,464

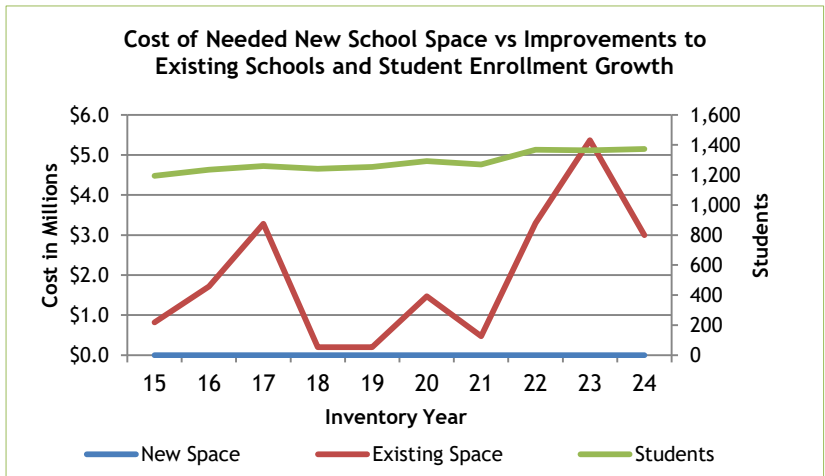
TOP 3



■ = Local
 ■ = Regional (Serves Multiple Counties)

Estimated Cost of Needed Infrastructure
for Trousdale County
Five-year period July 2024 through June 2029

Project Type	Conceptual	Planning & Design + Construction
Transportation	\$ 18,786,640	\$ 130,067,104
Post-secondary Education	1,260,000	39,200,000
Water and Wastewater	26,772,720	6,700,000
Industrial Sites and Parks	3,228,000	29,000,000
Law Enforcement	25,000,000	-
School Renovations	-	3,000,000
Public Buildings	400,000	820,000
Community Development	-	395,000
Other Facilities	-	200,000
Broadband	-	-
Business District Development	-	-
Fire Protection	-	-
Housing	-	-
Libraries, Museums, & Historic Sites	-	-
New Public Schools & Additions	-	-
Other Education	-	-
Other Utilities	-	-
Public Health Facilities	-	-
Recreation	-	-
School-System-wide	-	-
Solid Waste	-	-
Storm Water	-	-
Total	\$ 75,447,360	\$ 209,382,104



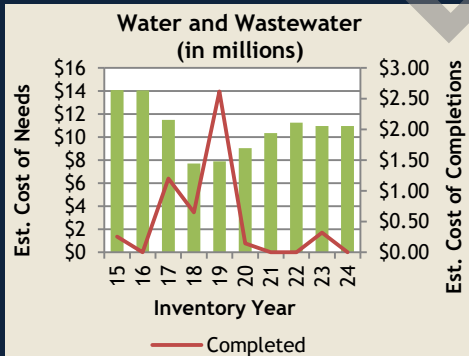
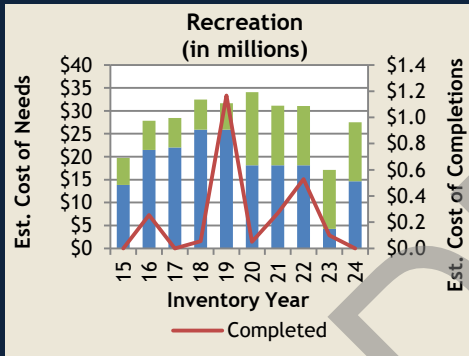
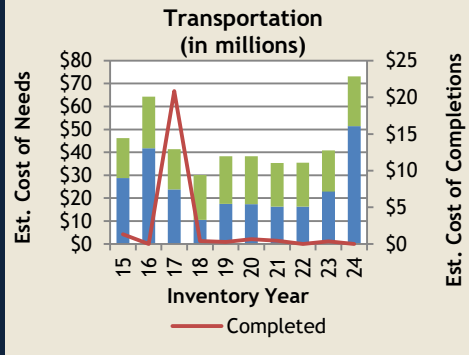
*Total Estimated Cost = Conceptual + Planning & Design + Construction

Unicoi County

Total Estimated Cost* for Infrastructure Improvements

\$117,082,561

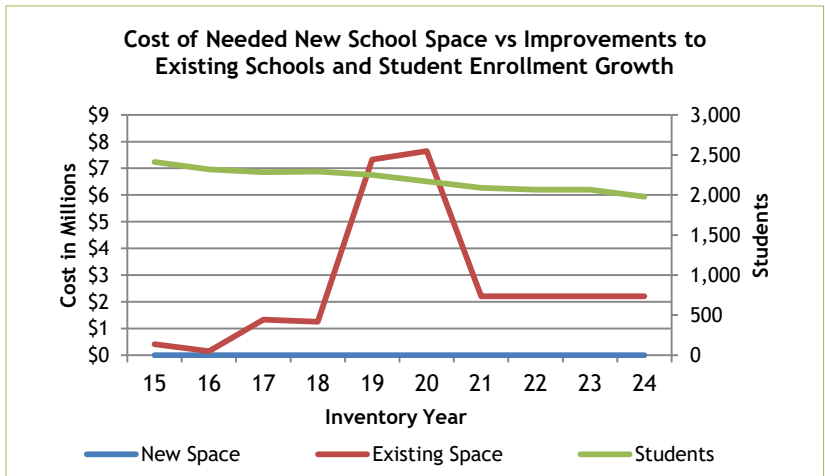
TOP 3



- = Local
- = Regional (Serves Multiple Counties)

Estimated Cost of Needed Infrastructure for Unicoi County Five-year period July 2024 through June 2029

Project Type	Conceptual	Planning & Design + Construction
Transportation	\$ 51,963,115	\$ 21,189,114
Recreation	23,220,000	4,290,000
Water and Wastewater	9,870,389	1,069,881
School Renovations	660,062	1,550,000
Fire Protection	850,000	-
Industrial Sites and Parks	650,000	-
Business District Development	620,000	-
Community Development	500,000	-
Storm Water	500,000	-
Housing	-	150,000
Broadband	-	-
Law Enforcement	-	-
Libraries, Museums, & Historic Sites	-	-
New Public Schools & Additions	-	-
Other Education	-	-
Other Facilities	-	-
Other Utilities	-	-
Post-secondary Education	-	-
Public Buildings	-	-
Public Health Facilities	-	-
School-System-wide	-	-
Solid Waste	-	-
Total	\$ 88,833,566	\$ 28,248,995



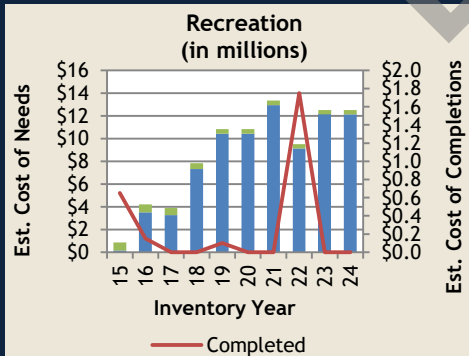
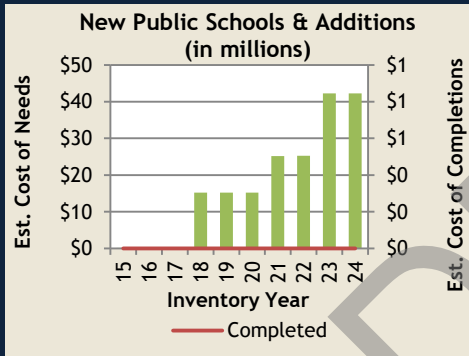
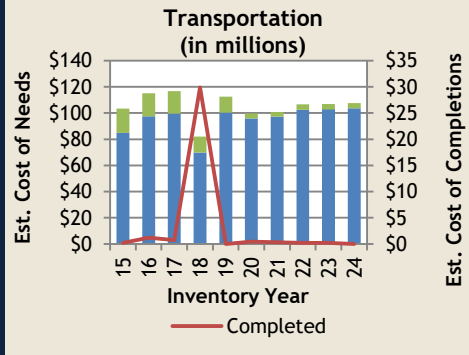
*Total Estimated Cost = Conceptual + Planning & Design + Construction

Union County

Total Estimated Cost* for Infrastructure Improvements

\$178,713,605

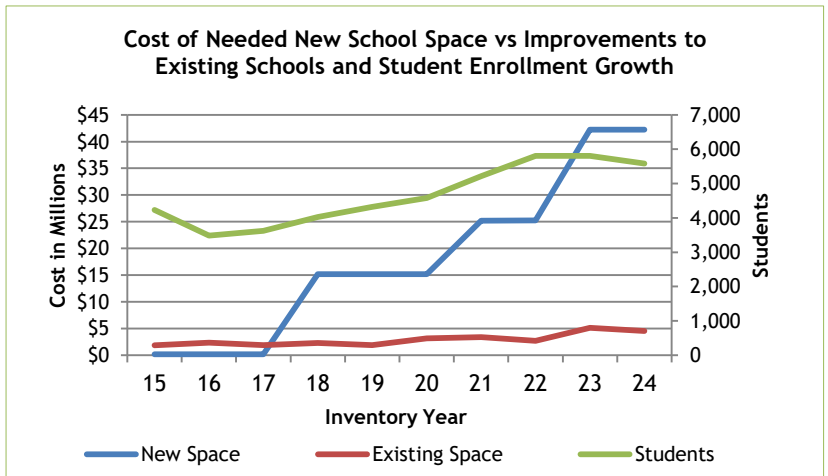
TOP 3



■ = Local
■ = Regional (Serves Multiple Counties)

Estimated Cost of Needed Infrastructure for Union County Five-year period July 2024 through June 2029

Project Type	Conceptual	Planning & Design + Construction
Transportation	\$ 5,880,928	\$ 101,803,805
New Public Schools & Additions	240,000	42,000,000
Recreation	3,400,000	9,120,000
Post-secondary Education	-	10,000,000
School Renovations	4,065,000	469,200
Industrial Sites and Parks	1,200,000	-
Community Development	-	534,672
Broadband	-	-
Business District Development	-	-
Fire Protection	-	-
Housing	-	-
Law Enforcement	-	-
Libraries, Museums, & Historic Sites	-	-
Other Education	-	-
Other Facilities	-	-
Other Utilities	-	-
Public Buildings	-	-
Public Health Facilities	-	-
School-System-wide	-	-
Solid Waste	-	-
Storm Water	-	-
Water and Wastewater	-	-
Total	\$ 14,785,928	\$ 163,927,677



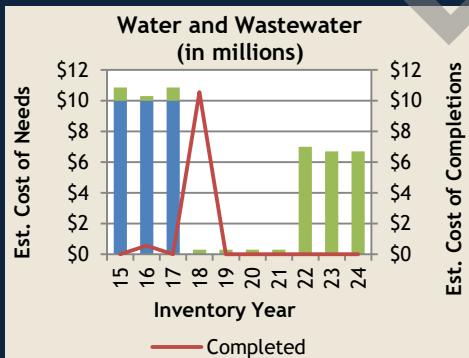
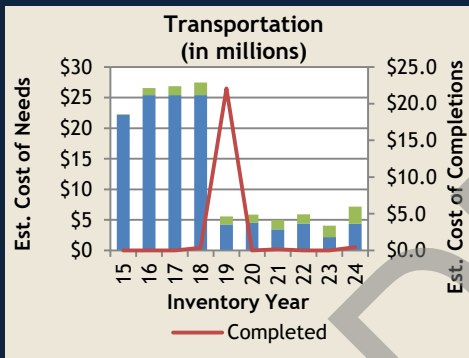
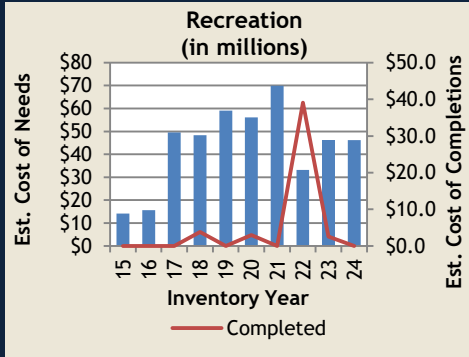
*Total Estimated Cost = Conceptual + Planning & Design + Construction

Van Buren County

Total Estimated Cost* for Infrastructure Improvements

\$61,172,886

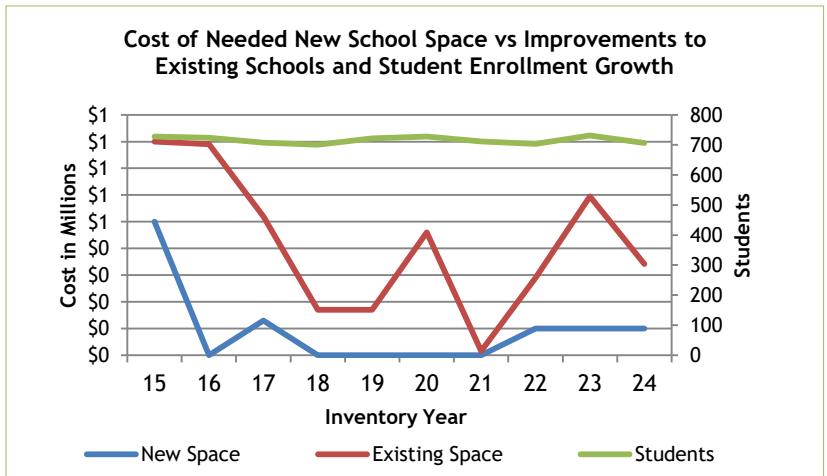
TOP 3



- = Local
- = Regional (Serves Multiple Counties)

Estimated Cost of Needed Infrastructure for Van Buren County Five-year period July 2024 through June 2029

Project Type	Conceptual	Planning & Design + Construction
Recreation	\$ 33,480,000	\$ 12,665,000
Transportation	4,673,793	2,482,093
Water and Wastewater	6,700,000	-
Public Health Facilities	580,000	-
School Renovations	-	342,000
Public Buildings	-	150,000
New Public Schools & Additions	-	100,000
Broadband	-	-
Business District Development	-	-
Community Development	-	-
Fire Protection	-	-
Housing	-	-
Industrial Sites and Parks	-	-
Law Enforcement	-	-
Libraries, Museums, & Historic Sites	-	-
Other Education	-	-
Other Facilities	-	-
Other Utilities	-	-
Post-secondary Education	-	-
School-System-wide	-	-
Solid Waste	-	-
Storm Water	-	-
Total	\$ 45,433,793	\$ 15,739,093



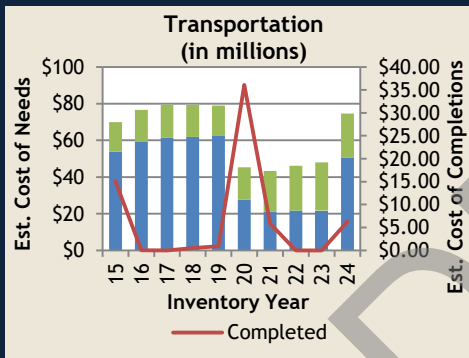
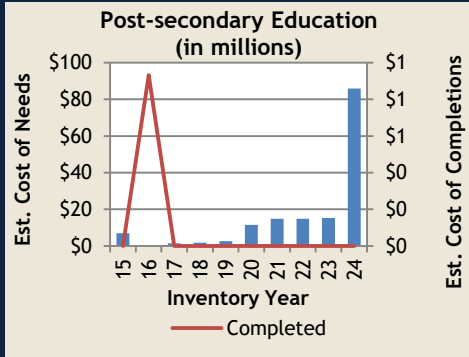
*Total Estimated Cost = Conceptual + Planning & Design + Construction

Warren County

Total Estimated Cost* for Infrastructure Improvements

\$267,604,343

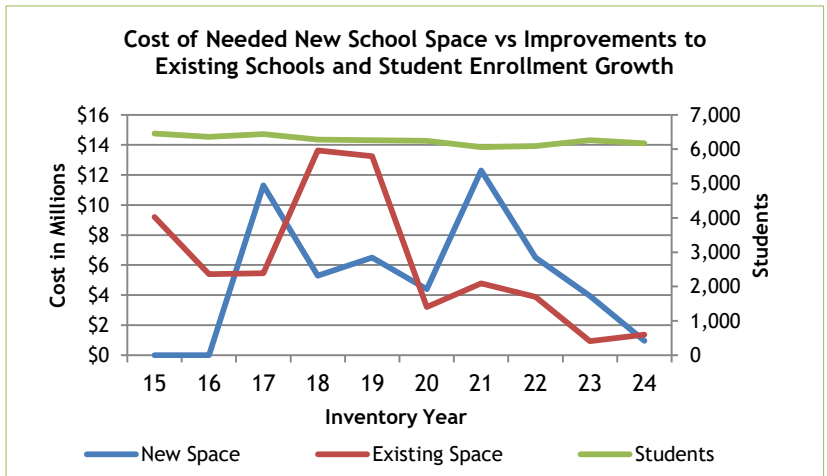
TOP 3



- = Local
- = Regional (Serves Multiple Counties)

Estimated Cost of Needed Infrastructure for Warren County Five-year period July 2024 through June 2029

Project Type	Conceptual	Planning & Design + Construction
Post-secondary Education	\$ 4,970,000	\$ 80,920,000
Transportation	68,391,526	6,241,817
Law Enforcement	30,000,000	12,168,000
Public Buildings	-	16,702,000
Water and Wastewater	9,000,000	6,670,000
Libraries, Museums, & Historic Sites	14,620,000	-
Public Health Facilities	-	10,000,000
School-System-wide	-	4,200,000
School Renovations	850,000	511,000
New Public Schools & Additions	700,000	250,000
Fire Protection	825,000	-
Other Facilities	-	400,000
Solid Waste	110,000	-
Recreation	75,000	-
Broadband	-	-
Business District Development	-	-
Community Development	-	-
Housing	-	-
Industrial Sites and Parks	-	-
Other Education	-	-
Other Utilities	-	-
Storm Water	-	-
Total	\$ 129,541,526	\$ 138,062,817



*Total Estimated Cost = Conceptual + Planning & Design + Construction

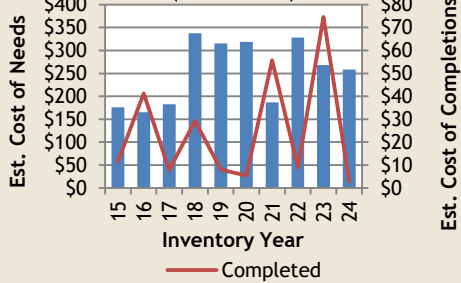
Washington County

Total Estimated Cost* for Infrastructure Improvements

\$697,702,620

TOP 3

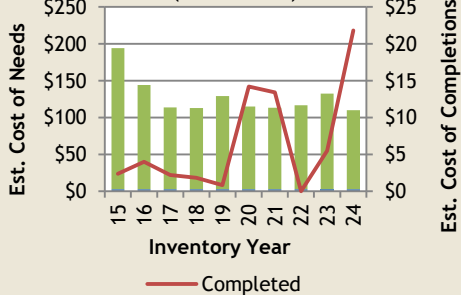
Post-secondary Education (in millions)



Transportation (in millions)



Water and Wastewater (in millions)

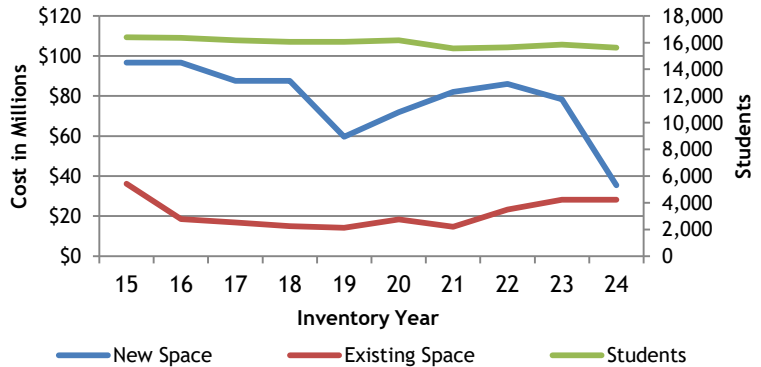


- = Local
- = Regional (Serves Multiple Counties)

Estimated Cost of Needed Infrastructure for Washington County Five-year period July 2024 through June 2029

Project Type	Conceptual	Planning & Design + Construction
Post-secondary Education	\$ 26,880,000	\$ 231,680,170
Transportation	95,534,960	97,356,640
Water and Wastewater	49,293,000	60,400,000
New Public Schools & Additions	32,925,500	2,500,000
School Renovations	4,400,000	23,825,000
Law Enforcement	2,800,000	21,150,000
Housing	1,200,000	18,184,350
Public Buildings	7,830,000	1,800,000
Recreation	1,250,000	5,900,000
Fire Protection	5,700,000	-
Public Health Facilities	2,800,000	-
Business District Development	2,000,000	-
Libraries, Museums, & Historic Sites	1,800,000	-
Community Development	-	493,000
Broadband	-	-
Industrial Sites and Parks	-	-
Other Education	-	-
Other Facilities	-	-
Other Utilities	-	-
School-System-wide	-	-
Solid Waste	-	-
Storm Water	-	-
Total	\$ 234,413,460	\$ 463,289,160

Cost of Needed New School Space vs Improvements to Existing Schools and Student Enrollment Growth



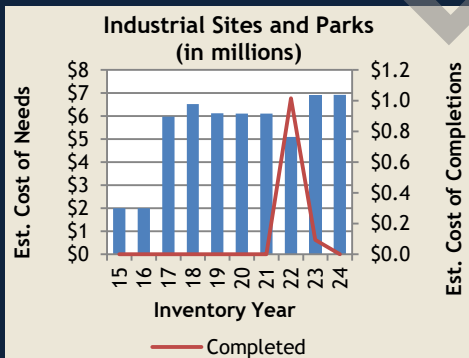
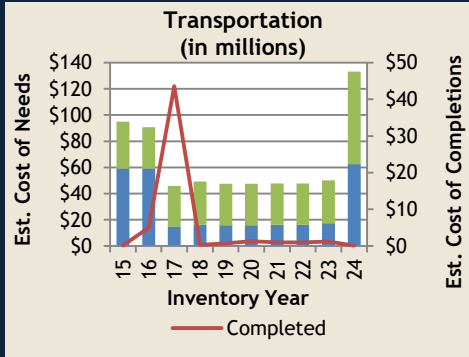
*Total Estimated Cost = Conceptual + Planning & Design + Construction

Wayne County

Total Estimated Cost* for Infrastructure Improvements

\$250,557,225

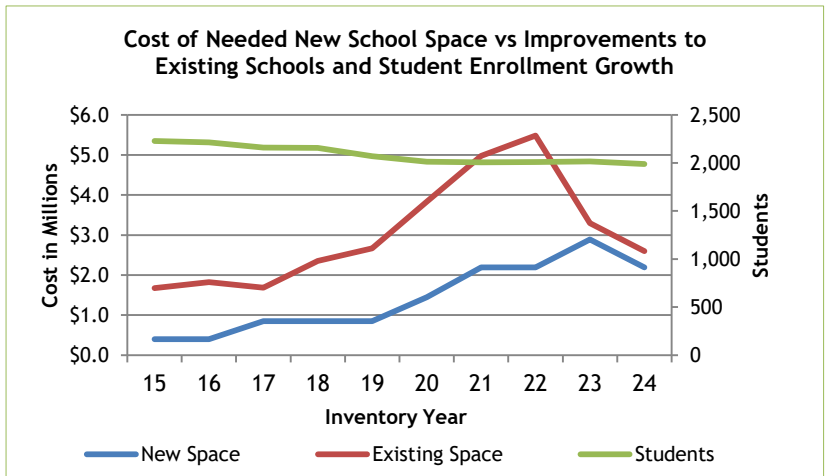
TOP 3



- = Local
- = Regional (Serves Multiple Counties)

Estimated Cost of Needed Infrastructure for Wayne County Five-year period July 2024 through June 2029

Project Type	Conceptual	Planning & Design + Construction
Transportation	\$ 126,945,345	\$ 6,216,471
Law Enforcement	73,580,000	26,100,000
Industrial Sites and Parks	5,500,000	1,415,826
Community Development	4,000,000	-
School Renovations	1,805,000	795,000
New Public Schools & Additions	2,190,000	-
Solid Waste	-	950,000
Water and Wastewater	-	859,583
Recreation	200,000	-
Broadband	-	-
Business District Development	-	-
Fire Protection	-	-
Housing	-	-
Libraries, Museums, & Historic Sites	-	-
Other Education	-	-
Other Facilities	-	-
Other Utilities	-	-
Post-secondary Education	-	-
Public Buildings	-	-
Public Health Facilities	-	-
School-System-wide	-	-
Storm Water	-	-
Total	\$ 214,220,345	\$ 36,336,880



*Total Estimated Cost = Conceptual + Planning & Design + Construction

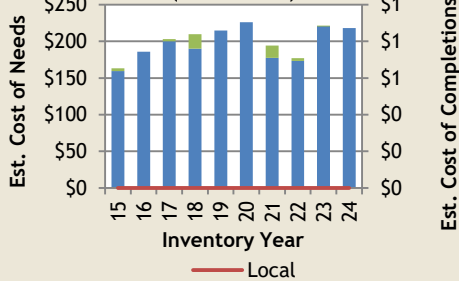
Weakley County

Total Estimated Cost* for Infrastructure Improvements

\$346,566,849

TOP 3

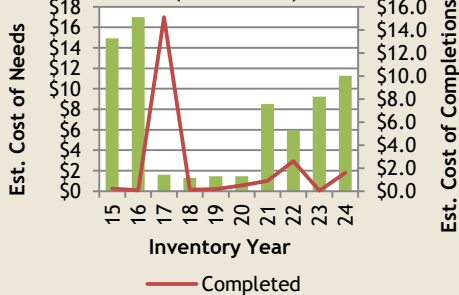
Post-secondary Education (in millions)



Transportation (in millions)



School Renovations (in millions)

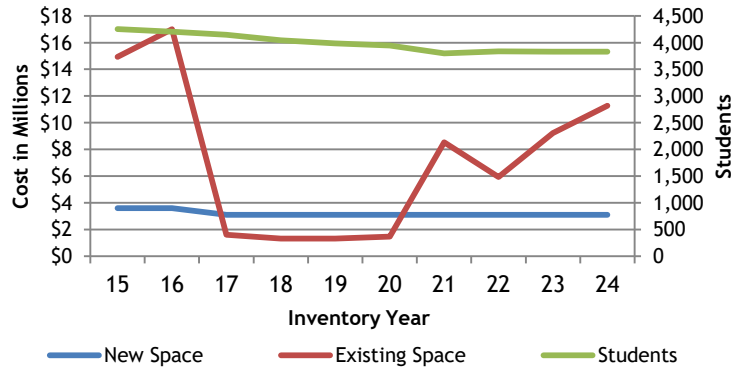


■ = Local
■ = Regional (Serves Multiple Counties)

Estimated Cost of Needed Infrastructure for Weakley County Five-year period July 2024 through June 2029

Project Type	Conceptual	Planning & Design + Construction
Post-secondary Education	\$ 85,940,000	\$ 132,111,693
Transportation	74,209,755	19,441,662
School Renovations	1,035,000	10,239,000
Fire Protection	-	6,000,000
Public Buildings	4,750,000	-
Industrial Sites and Parks	-	3,541,169
New Public Schools & Additions	3,100,000	-
Water and Wastewater	700,000	2,298,570
Recreation	1,450,000	750,000
Storm Water	1,000,000	-
Broadband	-	-
Business District Development	-	-
Community Development	-	-
Housing	-	-
Law Enforcement	-	-
Libraries, Museums, & Historic Sites	-	-
Other Education	-	-
Other Facilities	-	-
Other Utilities	-	-
Public Health Facilities	-	-
School-System-wide	-	-
Solid Waste	-	-
Total	\$ 172,184,755	\$ 174,382,094

Cost of Needed New School Space vs Improvements to Existing Schools and Student Enrollment Growth



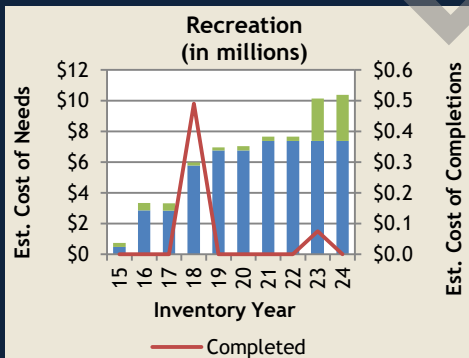
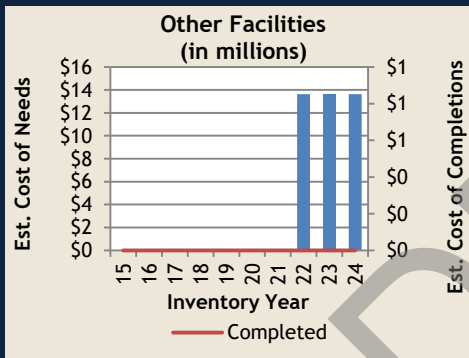
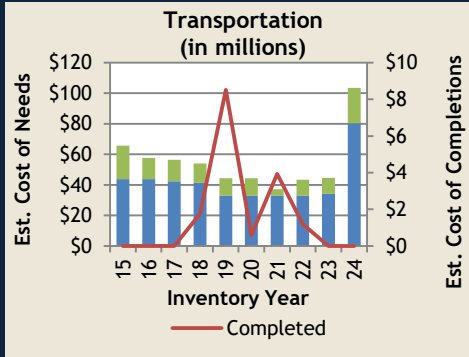
*Total Estimated Cost = Conceptual + Planning & Design + Construction

White County

Total Estimated Cost* for Infrastructure Improvements

\$146,703,083

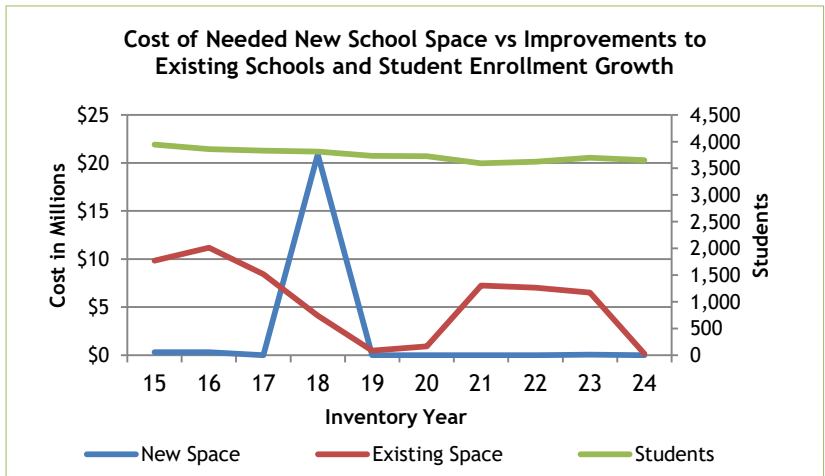
TOP 3



■ = Local
■ = Regional (Serves Multiple Counties)

Estimated Cost of Needed Infrastructure for White County Five-year period July 2024 through June 2029

Project Type	Conceptual	Planning & Design + Construction
Transportation	\$ 98,484,443	\$ 5,008,640
Other Facilities	-	13,630,000
Recreation	450,000	9,930,000
Public Buildings	8,500,000	1,500,000
Public Health Facilities	-	5,000,000
Industrial Sites and Parks	-	2,000,000
Water and Wastewater	600,000	600,000
Solid Waste	850,000	-
School Renovations	-	150,000
Broadband	-	-
Business District Development	-	-
Community Development	-	-
Fire Protection	-	-
Housing	-	-
Law Enforcement	-	-
Libraries, Museums, & Historic Sites	-	-
New Public Schools & Additions	-	-
Other Education	-	-
Other Utilities	-	-
Post-secondary Education	-	-
School-System-wide	-	-
Storm Water	-	-
Total	\$ 108,884,443	\$ 37,818,640



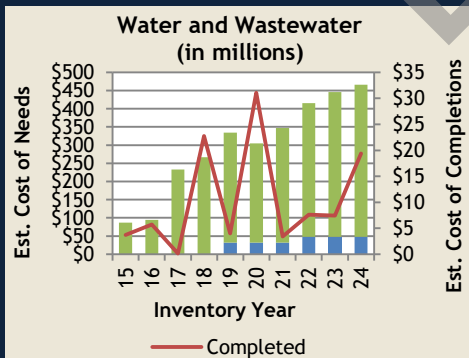
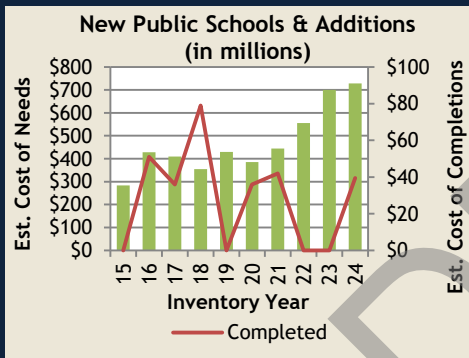
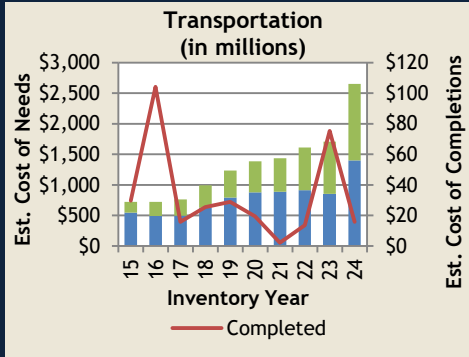
*Total Estimated Cost = Conceptual + Planning & Design + Construction

Williamson County

Total Estimated Cost* for Infrastructure Improvements

\$4,848,378,143

TOP 3

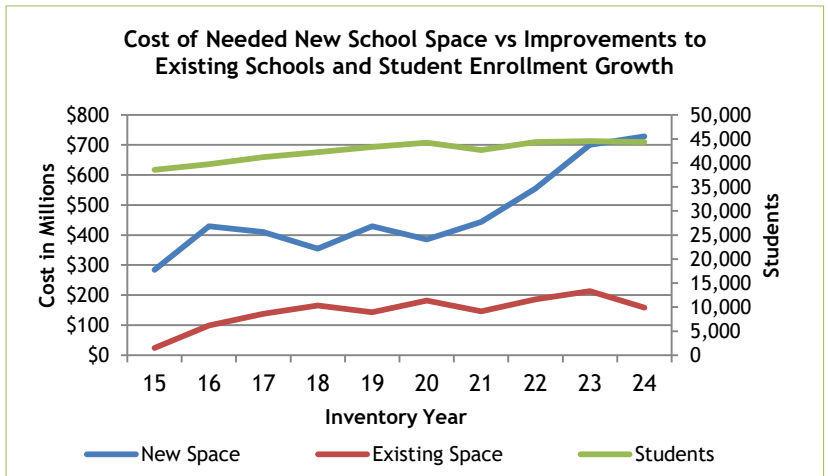


■ = Local
■ = Regional (Serves Multiple Counties)

Estimated Cost of Needed Infrastructure for Williamson County

Five-year period July 2024 through June 2029

Project Type	Conceptual	Planning & Design + Construction
Transportation	\$ 801,090,565	\$ 1,851,881,155
New Public Schools & Additions	265,000,000	463,500,000
Water and Wastewater	92,365,388	373,527,402
Recreation	81,258,000	183,222,141
Post-secondary Education	27,500,000	167,280,000
Fire Protection	118,251,304	45,735,000
School Renovations	43,977,000	114,160,203
Public Buildings	-	114,790,597
School-System-wide	-	33,300,000
Libraries, Museums, & Historic Sites	11,000,000	10,000,000
Solid Waste	7,140,000	10,775,000
Storm Water	1,100,000	15,852,960
Law Enforcement	10,600,000	2,000,000
Business District Development	-	1,100,000
Community Development	1,000,000	-
Other Facilities	101,239	870,189
Broadband	-	-
Housing	-	-
Industrial Sites and Parks	-	-
Other Education	-	-
Other Utilities	-	-
Public Health Facilities	-	-
Total	\$ 1,460,383,496	\$ 3,387,994,647



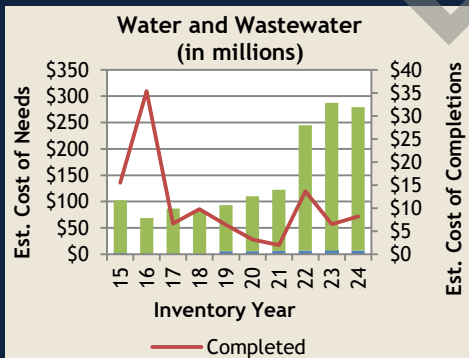
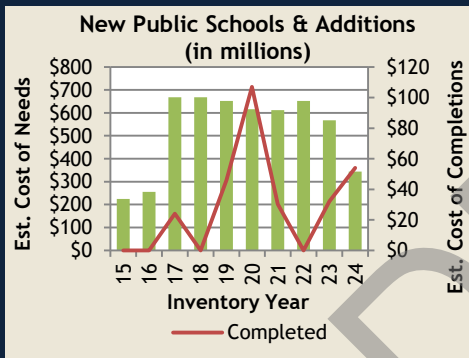
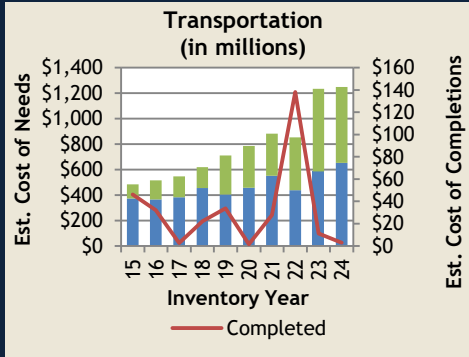
*Total Estimated Cost = Conceptual + Planning & Design + Construction

Wilson County

Total Estimated Cost* for Infrastructure Improvements

\$2,245,680,799

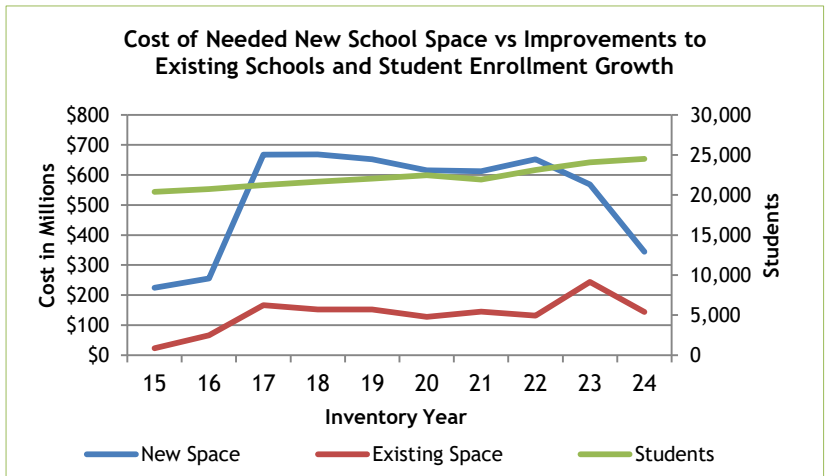
TOP 3



■ = Local
■ = Regional (Serves Multiple Counties)

Estimated Cost of Needed Infrastructure for Wilson County Five-year period July 2024 through June 2029

Project Type	Conceptual	Planning & Design + Construction
Transportation	\$ 554,955,255	\$ 693,877,251
New Public Schools & Additions	225,000,000	119,300,000
Water and Wastewater	71,225,000	208,090,000
School Renovations	123,397,200	20,668,500
Recreation	60,967,000	35,105,343
Solid Waste	12,000,000	16,500,000
Other Facilities	4,000,000	23,550,250
Public Buildings	-	24,500,000
Post-secondary Education	15,500,000	-
Fire Protection	-	12,000,000
Law Enforcement	-	11,840,000
Storm Water	8,000,000	-
School-System-wide	2,580,000	325,000
Public Health Facilities	1,750,000	-
Other Utilities	-	550,000
Broadband	-	-
Business District Development	-	-
Community Development	-	-
Housing	-	-
Industrial Sites and Parks	-	-
Libraries, Museums, & Historic Sites	-	-
Other Education	-	-
Total	\$ 1,079,374,455	\$ 1,166,306,344



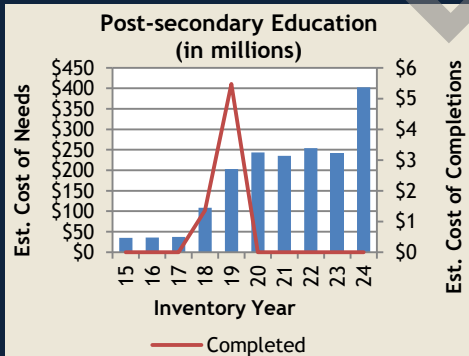
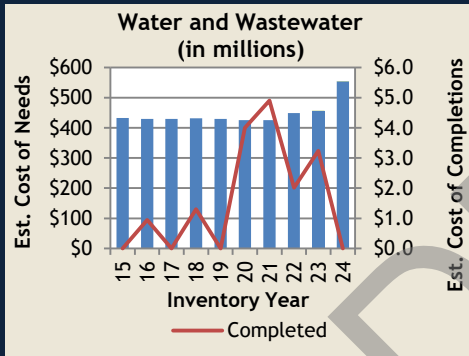
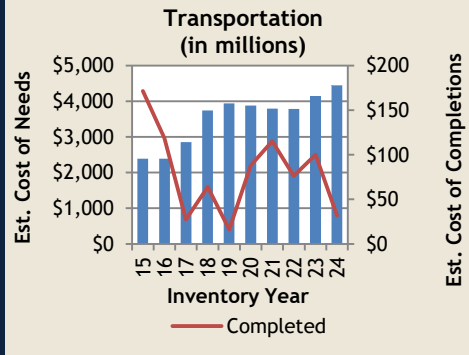
*Total Estimated Cost = Conceptual + Planning & Design + Construction

Multi-county

Total Estimated Cost* for
Infrastructure Improvements

\$6,361,180,182

TOP 3



- = Local
- = Regional (Serves Multiple Counties)

Estimated Cost of Needed Infrastructure for Multi-county Five-year period July 2024 through June 2029

Project Type	Conceptual	Planning & Design + Construction
Transportation	\$ 1,143,182,227	\$ 3,305,222,532
Water and Wastewater	25,081,410	529,056,951
Post-secondary Education	136,000,000	266,568,062
Other Utilities	5,630,000	331,875,000
Recreation	304,852,000	21,840,000
Public Buildings	85,480,000	80,000,000
Law Enforcement	54,920,000	54,860,000
Other Facilities	7,850,000	-
Solid Waste	-	7,000,000
Public Health Facilities	1,330,000	-
Fire Protection	283,000	-
Storm Water	149,000	-
Broadband	-	-
Business District Development	-	-
Community Development	-	-
Housing	-	-
Industrial Sites and Parks	-	-
Libraries, Museums, & Historic Sites	-	-
New Public Schools & Additions	-	-
Other Education	-	-
School Renovations	-	-
School-System-wide	-	-
Total	\$ 1,764,757,637	\$ 4,596,422,545

*Total Estimated Cost = Conceptual + Planning & Design + Construction