



2017 TENNESSEE TEACHER PREPARATION REPORT CARD

ABOUT THIS REPORT

The Teacher Preparation Report Card captures the abilities of Tennessee preparation providers to train new teachers for success in Tennessee's classrooms. The report card presents data on a variety of metrics to provide an overall picture of how well each provider is able to prepare effective teachers and meet state goals.

Tennessee has produced a Teacher Preparation Report Card since 2009, although the 2017 Report Card marks a significant redesign. The 2017 Report Card contains three scored domains: Candidate Profile, Employment, and Provider Impact. Each domain is comprised of two to four metrics, and the report includes two years of provider data.

The goal of the redesigned Teacher Preparation Report Card is to create a user-friendly tool that provides focused information about providers, the effectiveness of graduates, and promotes stakeholder conversations about continuous improvement. A summary of results is provided in this state level report, and individual provider reports can be found here: <http://teacherprepreportcard.tn.gov/>.

PERFORMANCE CATEGORIES

4 100% - 80.1%

3 80.0% - 60.1%

2 60.0% - 40.1%

1 40.0% - 0.0%

DOMAIN SUMMARY

Candidate Profile

3 SCORED METRICS
20 POINTS AVAILABLE

The Candidate Profile domain evaluates the provider's ability to recruit a strong, diverse cohort of candidates and prepare them to teach in the content areas of greatest need.

Employment

2 SCORED METRICS
15 POINTS AVAILABLE

The Employment domain evaluates a provider's performance in preparing educators to begin and remain teaching in Tennessee public schools.

Satisfaction

Not yet available.

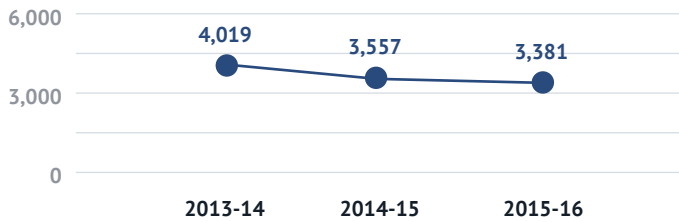
Provider Impact

4 SCORED METRICS
40 POINTS AVAILABLE

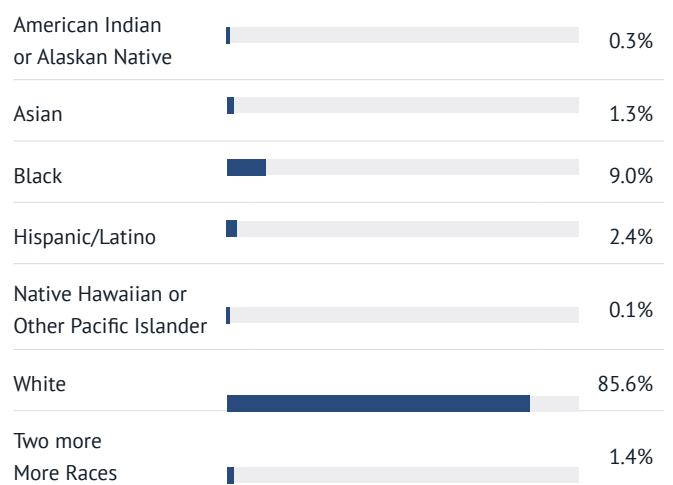
The Provider Impact domain reports on the effectiveness of a provider's completers in Tennessee public school classrooms.

STATE COMPLETER CHARACTERISTICS

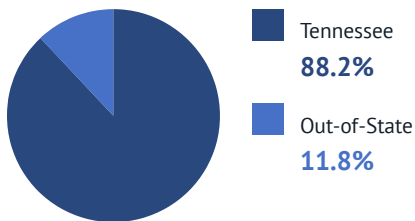
Number of Completers



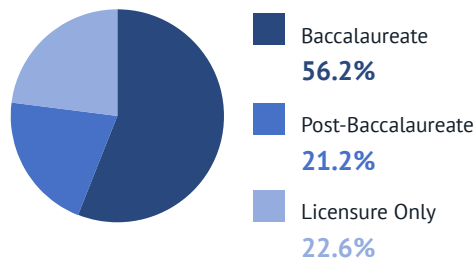
Enrollment by Ethnicity



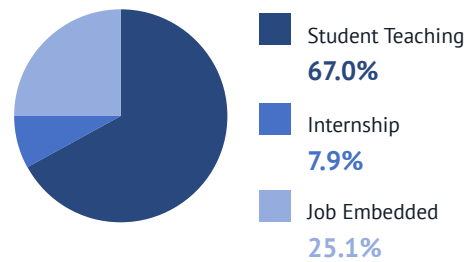
Percent of Completers by State of Residency



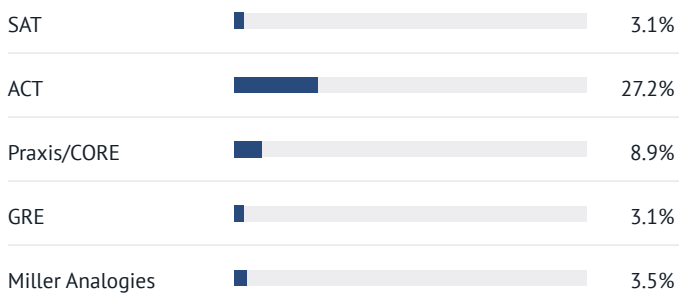
Completers by Type of Initial Licensure



Completers by Type of Clinical Practice



Percent of Admissions Based on*:



* Providers often consider multiple assessments in the admission process; some candidates were admitted using a former version of the Praxis assessment.

LARGEST PRODUCERS OF COMPLETERS WITH HIGH DEMAND ENDORSEMENTS

ENGLISH AS A SECOND LANGUAGE Number of Endorsements

Lipscomb University	170
Teach for America - Nashville	60
Teach for America - Memphis	46
The New Teacher Project – Nashville Teaching Fellows	43
Vanderbilt University	30

SECONDARY MATH Number of Endorsements

Lipscomb University	53
University of Tennessee - Knoxville	49
Teach for America - Memphis	46
Middle Tennessee State University	42
Tennessee Technological University	37

SECONDARY SCIENCE

Lipscomb University	54
Teach for America - Memphis	43
Middle Tennessee State University	42
Tennessee Technological University	40
University of Tennessee - Chattanooga	38

SPANISH

Teach for America - Memphis	25
Lipscomb University	20
Union University	20
Tennessee Technological University	15
Middle Tennessee State University	14

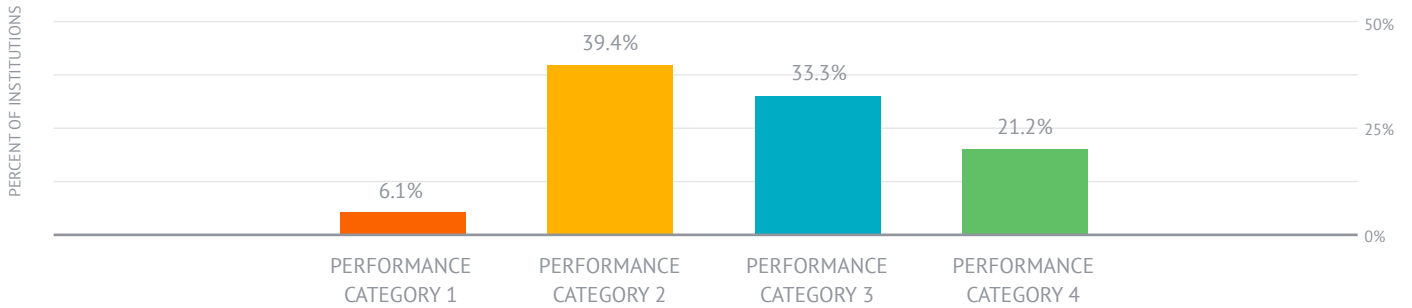
SPECIAL EDUCATION

University of Memphis	292
East Tennessee State University	147
Austin Peay State University	126
University of Tennessee - Knoxville	119
University of Tennessee - Chattanooga	95

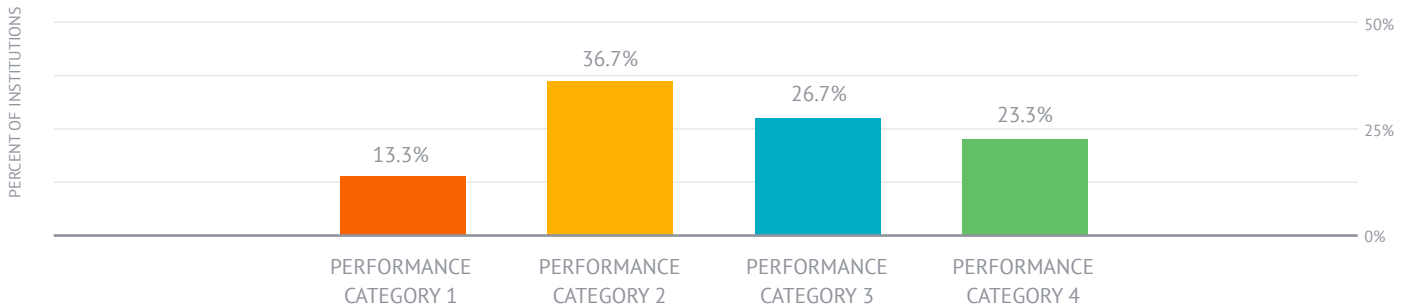
OVERALL PERCENTAGE OF PROVIDERS PER PERFORMANCE CATEGORY

In 2017, 33 providers received a scored report card. Seven providers achieved a score that placed them in Category 4, the top performance category. Eleven providers placed in Category 3, while thirteen providers achieved scores that corresponded to Category 2 performance. Two providers placed in Category 1.

2017

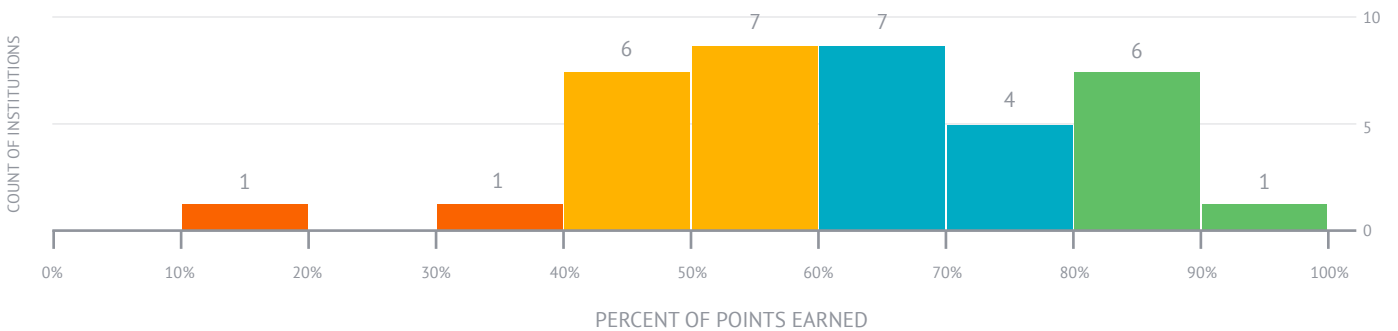


2016

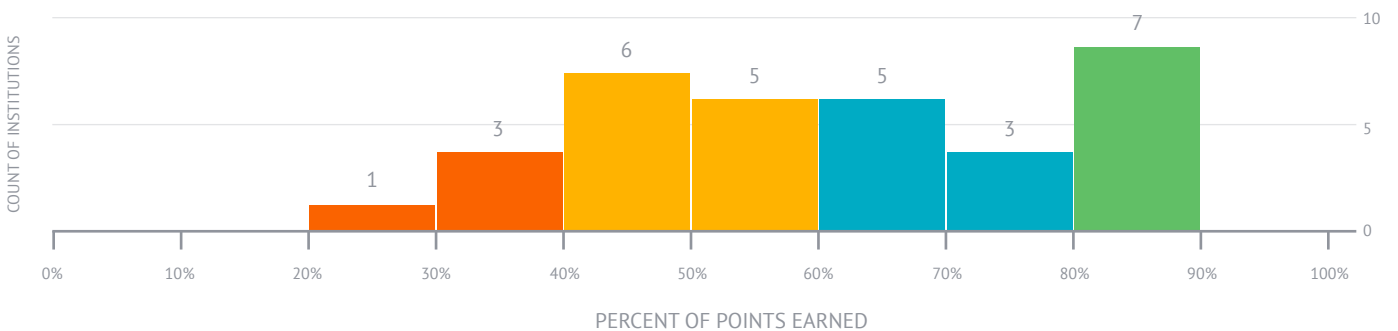


OVERALL COUNT OF PROVIDERS BY PERCENT OF POINTS EARNED

2017



2016



STATE SUMMARY RESULTS

PROVIDER NAME	OVERALL PERFORMANCE CATEGORY	CANDIDATE PERFORMANCE	EMPLOYMENT	PROGRAM IMPACT
<u>Aquinas College</u> Number of Completers: 46	NA	2		
<u>Austin Peay State University</u> Number of Completers: 535	3	3	2	4
<u>Belmont University</u> Number of Completers: 148	2	2	1	3
<u>Bethel University</u> Number of Completers: 175	2	4	3	1
<u>Bryan College</u> Number of Completers: 81	1	1	1	1
<u>Carson-Newman University</u> Number of Completers: 242	3	3	3	3
<u>Christian Brothers University</u> Number of Completers: 98	3	4	2	2
<u>Cumberland University</u> Number of Completers: 108	3	2	4	3
<u>East Tennessee State University</u> Number of Completers: 611	3	2	2	3
<u>Freed-Hardeman University</u> Number of Completers: 257	3	4	4	2
<u>Johnson University</u> Number of Completers: 88	1	1	1	2
<u>King University</u> Number of Completers: 83	2	1	2	3

PROVIDER NAME	OVERALL PERFORMANCE CATEGORY	CANDIDATE PERFORMANCE	EMPLOYMENT	PROGRAM IMPACT
<u>Lee University</u> Number of Completers: 435	2	2	1	2
<u>Lincoln Memorial University</u> Number of Completers: 220	2	1	2	2
<u>Lipscomb University</u> Number of Completers: 679	4	3	4	4
<u>Martin Methodist College</u> Number of Completers: 29	NA	1	4	
<u>Maryville College</u> Number of Completers: 77	2	2	1	3
<u>Memphis College of Art</u> Number of Completers: 46	NA	2	4	
<u>Memphis Teacher Residency</u> Number of Completers: 156	4	3	3	4
<u>Middle Tennessee State University</u> Number of Completers: 1,023	3	2	4	3
<u>Milligan College</u> Number of Completers: 109	2	1	3	2
<u>South College</u> Number of Completers: 47	NA	1	2	
<u>Southern Adventist University</u> Number of Completers: 93	NA	2		
<u>Teach for America - Memphis</u> Number of Completers: 427	4	4	4	4
<u>Teach for America - Nashville</u> Number of Completers: 253	4	4	4	4
<u>Tennessee State University</u> Number of Completers: 154	3	2	4	3

PROVIDER NAME	OVERALL PERFORMANCE CATEGORY	CANDIDATE PERFORMANCE	EMPLOYMENT	PROGRAM IMPACT
<u>Tennessee Technological University</u> Number of Completers: 1,047	2	1	3	3
<u>Tennessee Wesleyan College</u> Number of Completers: 75	2	1	3	2
<u>The New Teacher Project - Nashville Teaching Fellows</u> Number of Completers: 175	4	4	2	4
<u>Trevecca Nazarene University</u> Number of Completers: 171	2	2	4	2
<u>Tusculum College</u> Number of Completers: 278	3	1	3	3
<u>Union University</u> Number of Completers: 517	4	3	3	4
<u>University of Memphis</u> Number of Completers: 632	3	4	4	3
<u>University of Tennessee - Chattanooga</u> Number of Completers: 567	2	2	3	2
<u>University of Tennessee - Knoxville</u> Number of Completers: 584	4	3	4	4
<u>University of Tennessee - Martin</u> Number of Completers: 600	2	1	4	1
<u>Vanderbilt University</u> Number of Completers: 319	3	4	1	3
<u>Welch College</u> Number of Completers: 23	NA	1		
<u>Western Governors University Tennessee</u> Number of Completers: 107	2	3	4	1