

# Union University

<https://www.uu.edu/academics/graduate/education/instructional-leadership/>

## Provider Type

Private

With Christ as our center, we develop educational leaders whose mission is to transform lives.

## Leaders in 3-Year Cohort: 82

### Cohort Members per Year

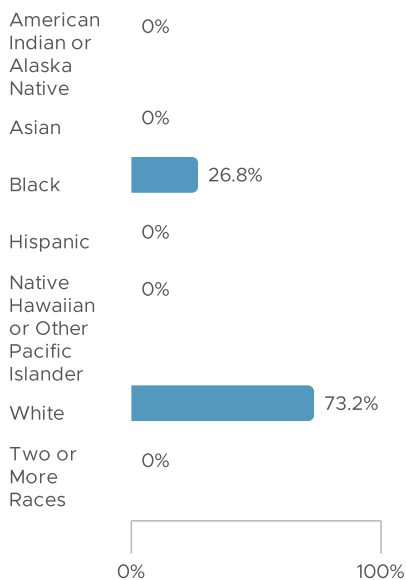
Year	Value
2019	33
2020	26
2021	23

N-Size: 82

#### What is this metric?

This metric indicates the number of cohort members the provider had in each of the three years represented in the Report Card.

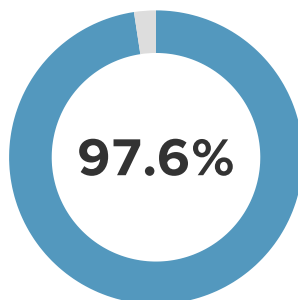
### Completers by Race



#### What is this metric?

This metric shows the racial and ethnic composition of the three-year cohort.

### Praxis Leader Licensure Pass Rate

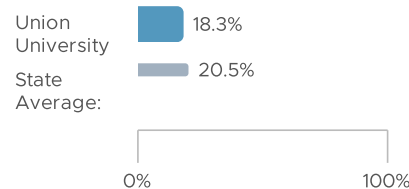


N-Size: 82

#### What is this metric?

This metric reports the percentage of cohort members who passed the Praxis School Leaders Licensure Assessment (SLLA) within two attempts.

### Rate of Employment as Administrators in Tennessee Public Schools



N-Size: 82

#### What is this metric?

This metric reports the percentage of cohort members who were employed as administrators in Tennessee public schools during the 2019-20, 2020-21, and/or 2021-22 school years. Administrators include principals, assistant principals, and supervisors.