

# Relay Graduate School of Education - Memphis

<http://relay.edu/memphis>

**Provider Type**

Private

**Program Levels Offered**

Post-Baccalaureate

**Address**

1350 Concourse Ave  
Suite 434  
Memphis, TN

Relay's mission is to teach teachers and school leaders to develop in all students the academic skills and strength of character needed to succeed in college and life.

## No Overall Performance Ratings This Year

In previous years, EPPs received an overall rating based on their performance in the Report Card's scored domains. Due to the lack of teacher evaluation data from the 2019-20 school year, EPPs are not receiving an overall rating this year.

## Candidate Profile

The Candidate Profile domain evaluates the provider's ability to recruit a strong, diverse cohort of candidates and prepare them to teach in the content areas of greatest need.

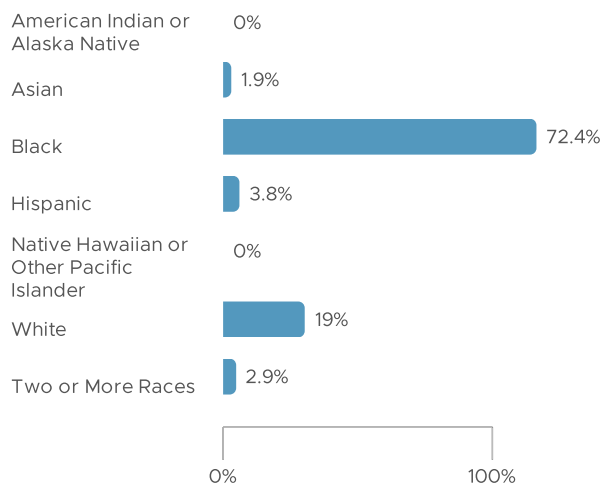
### Performance

## Meets Expectations

#### What is this metric?

The Candidate Profile domain evaluates the provider's ability to recruit a strong, diverse cohort of candidates and prepare them to teach in the content areas of greatest need.

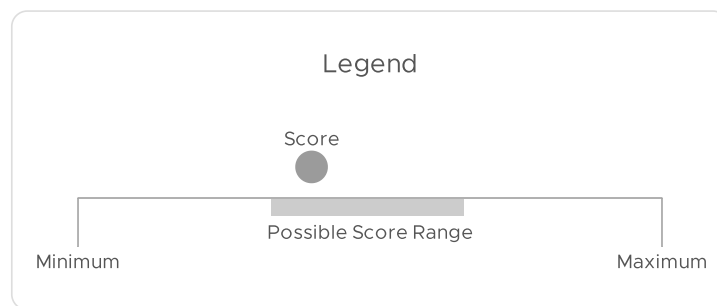
### Cohort Members by Race



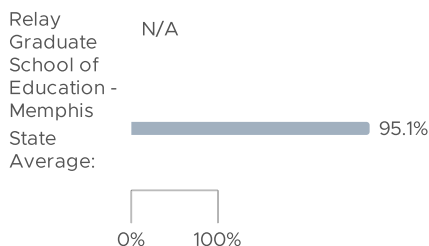
#### What does this mean?

This metric shows the racial and ethnic composition of the three-year cohort.

Scores below the scored range earn an EPP zero points. Scores within the scored range earn an EPP partial points proportionate to their score. Scores above the scored range earn an EPP maximum points.

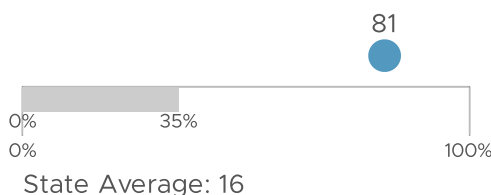


### Percentage of Cohort with Qualifying Assessment Scores



This metric is unscored

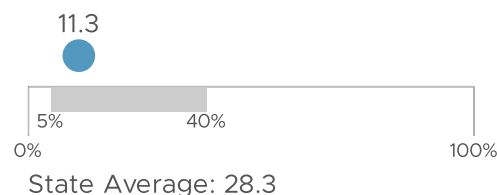
### Percentage of Racially Diverse Completers



#### What does this mean?

The score of **81** earned this EPP **10.0** out of **10** points possible.

### Percentage of High-Demand Endorsements



#### What does this mean?

The score of **11.3** earned this EPP **1.8** out of **10** points possible.

## Employment

The Employment domain evaluates a provider's performance in preparing educators to begin and remain teaching in Tennessee public schools.

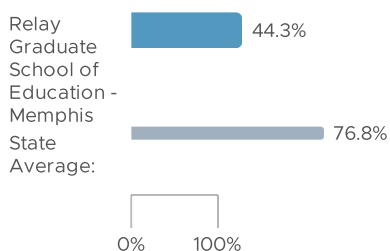
### Performance

## Exceeds Expectations

#### What does this mean?

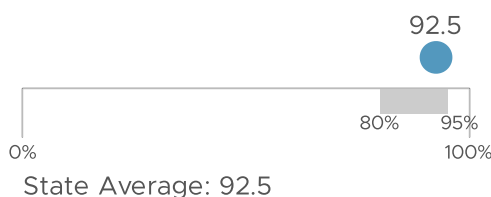
"Does Not Meet Expectations" means the provider received less than 50% of possible points. "Meets Expectations" means the provider received 50-74.9% of possible points. "Exceeds Expectations" means the provider received 75% or more of possible points.

### Rate of First-Year Employment in Tennessee Public Schools



This metric is unscored


### Second Year Retention Rate



#### What does this mean?

The score of **92.5** earned this EPP **7.5** out of **9** points possible.

### Third Year Retention Rate



#### What does this mean?

The score of **80** earned this EPP **4.0** out of **6** points possible.

## Candidate Assessment

The Candidate Assessment domain evaluates a provider's performance in preparing candidates to pass the pedagogical and content-area assessments required to obtain a Tennessee teaching license.

### Performance

## Does Not Meet Expectations

#### What does this mean?

"Does Not Meet Expectations" means the provider received less than 50% of possible points. "Meets Expectations" means the provider received 50-74.9% of possible points. "Exceeds Expectations" means the provider received 75% or more of possible points.

### Pedagogical Assessment Pass Rate



#### What does this mean?

The score of **86.7** earned this EPP **0.0** out of **9** points possible.

### Content Assessment Pass Rate



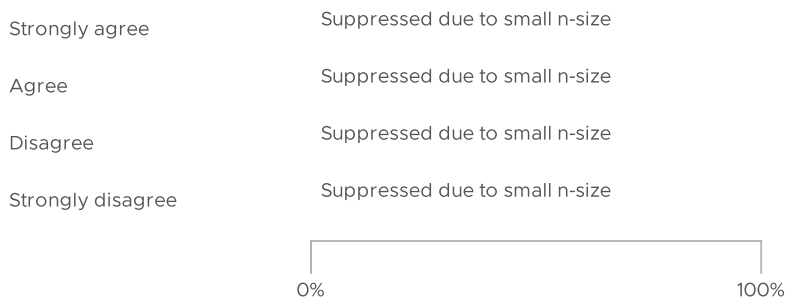
#### What does this mean?

The score of **68** earned this EPP **0.0** out of **6** points possible.

## Satisfaction

The Satisfaction domain reports how well completers feel that their preparation program prepared them for teaching.

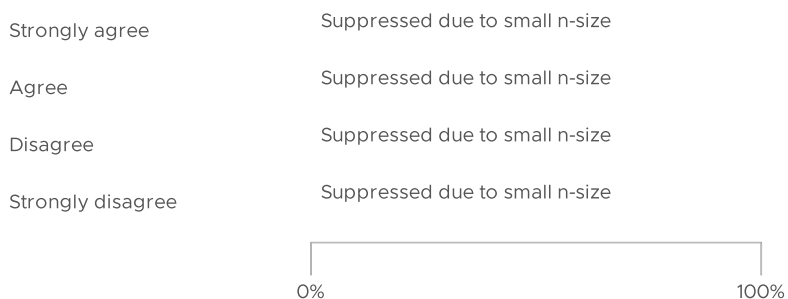
### Preparedness from Coursework



#### What is this metric?

This metric reports how prepared cohort members felt by their EPP's coursework and program content.

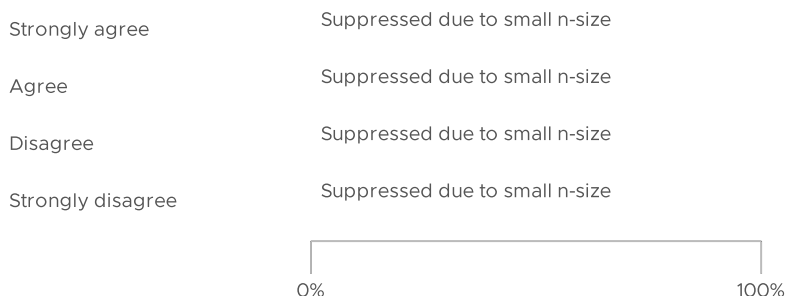
### Preparedness from Clinical Experience



#### What is this metric?

This metric reports how prepared cohort members felt by their clinical experience.

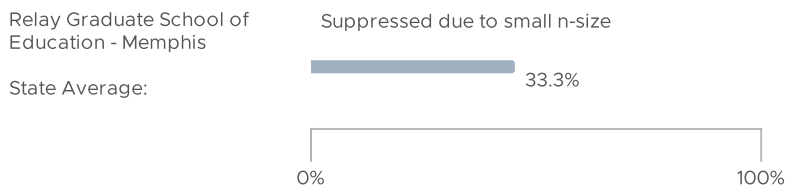
### Overall Preparedness



#### What is this metric?

This metric reports how prepared cohort members felt overall.

### Survey Response Rate



#### What is this metric?

Data for this domain come from the Tennessee Educator Survey. This metric shows the survey response rate for cohort members from this EPP who were employed in a Tennessee public school at the time the survey was administered (Spring 2020).

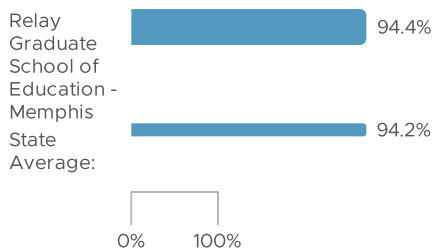
## Provider Impact

The Provider Impact domain reports on the effectiveness of a provider's completers in Tennessee public school classrooms.

Provider Impact is unscored this year.

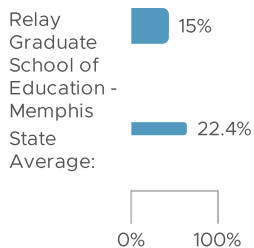
Due to the COVID-19 public health emergency and related school closures, no teacher evaluation data is available from the 2019-20 school year. The evaluation data shown below is from the 2016-17, 2017-18, and 2018-19 school years. This data is provided for informational purposes, but EPPs will not receive a rating or score based on it.

### Percentage of Cohort Members whose Classroom Observation Scores are Level 3 or Above



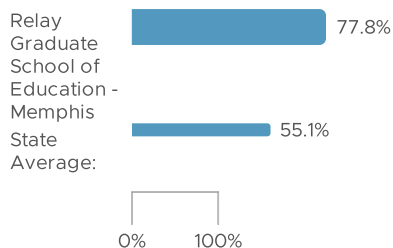
This metric is unscored

### Percentage of Cohort Members whose Student Growth (TVAAS) Scores are Level 4 or Above



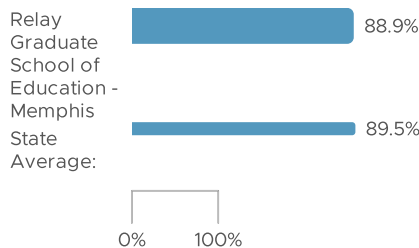
This metric is unscored

### Percentage of Cohort Members whose Classroom Observation Scores are Level 4 or Above



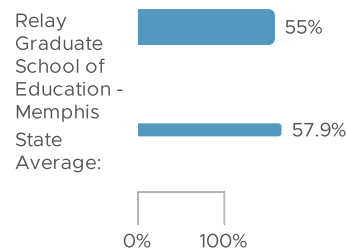
This metric is unscored

### Percentage of Cohort Members whose LOE Scores are Level 3 or Above



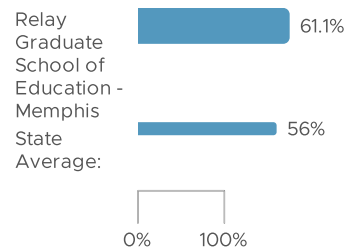
This metric is unscored

### Percentage of Cohort Members whose Student Growth (TVAAS) Scores are Level 3 or Above



This metric is unscored

### Percentage of Cohort Members whose LOE Scores are Level 4 or Above



This metric is unscored