



# Statewide Dual Credit

---

Zachary Adams

February 2, 2022

# STRATEGIC PLAN

2015-25



# Agenda

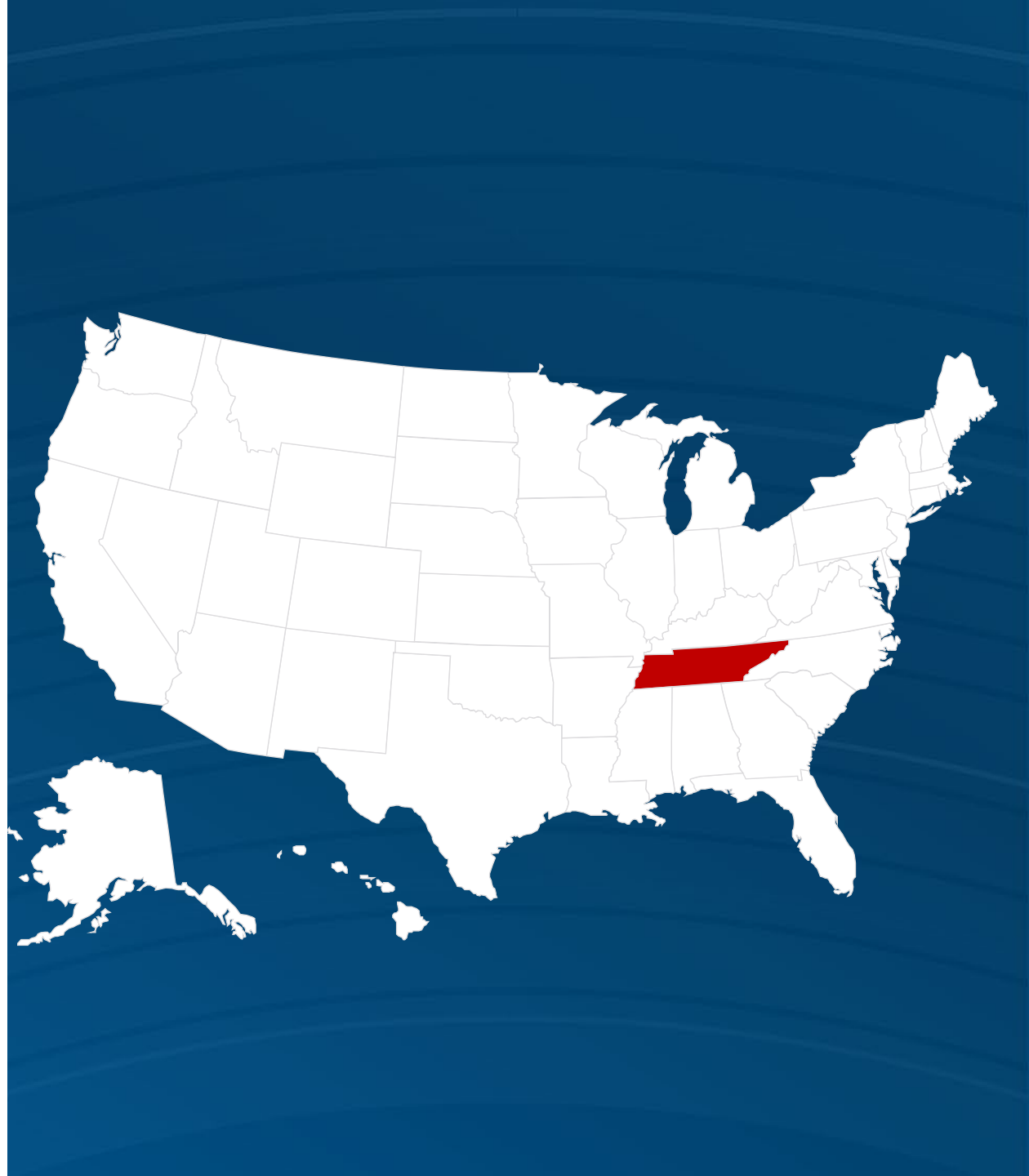
- Overview of SDC
- Review of Historical Data Trends
- Summarize Course Improvements
- Preview 21-22 Data
- Questions



# What is SDC?

---

- Legislatively mandated opportunities for high school students to earn college credit
- Courses are developed by college faculty and taught by high school instructors
- Students must meet the cut score on a challenge exam to earn college credit





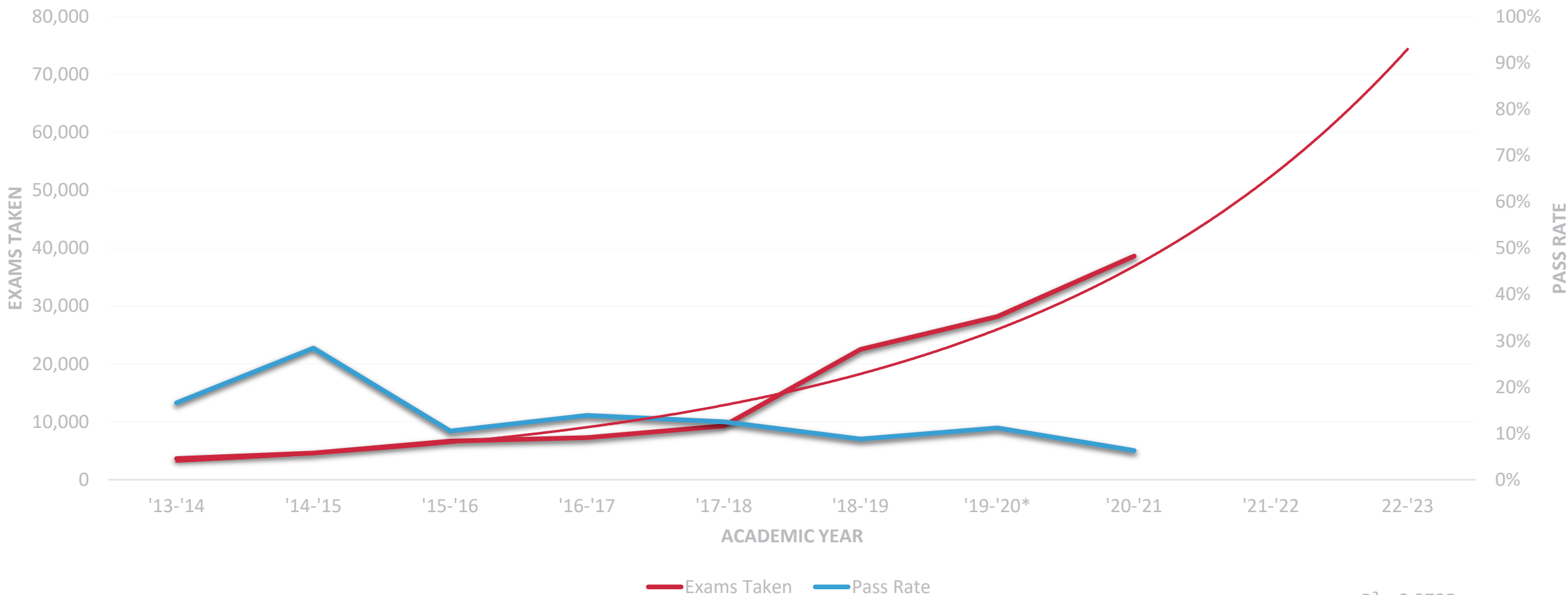
# What courses are currently offered?

- Probability & Statistics
- Precalculus
- Speech & Communication
- American History
- World History
- Psychology
- Introduction to Sociology
- Introduction to Business
- Introduction to Plant Science
- Introduction to Agriculture Business
- Criminal Justice
- Introduction to Marketing\*
- Introduction to Education\*



# Data Trends

## Statewide Dual Credit Exams Taken

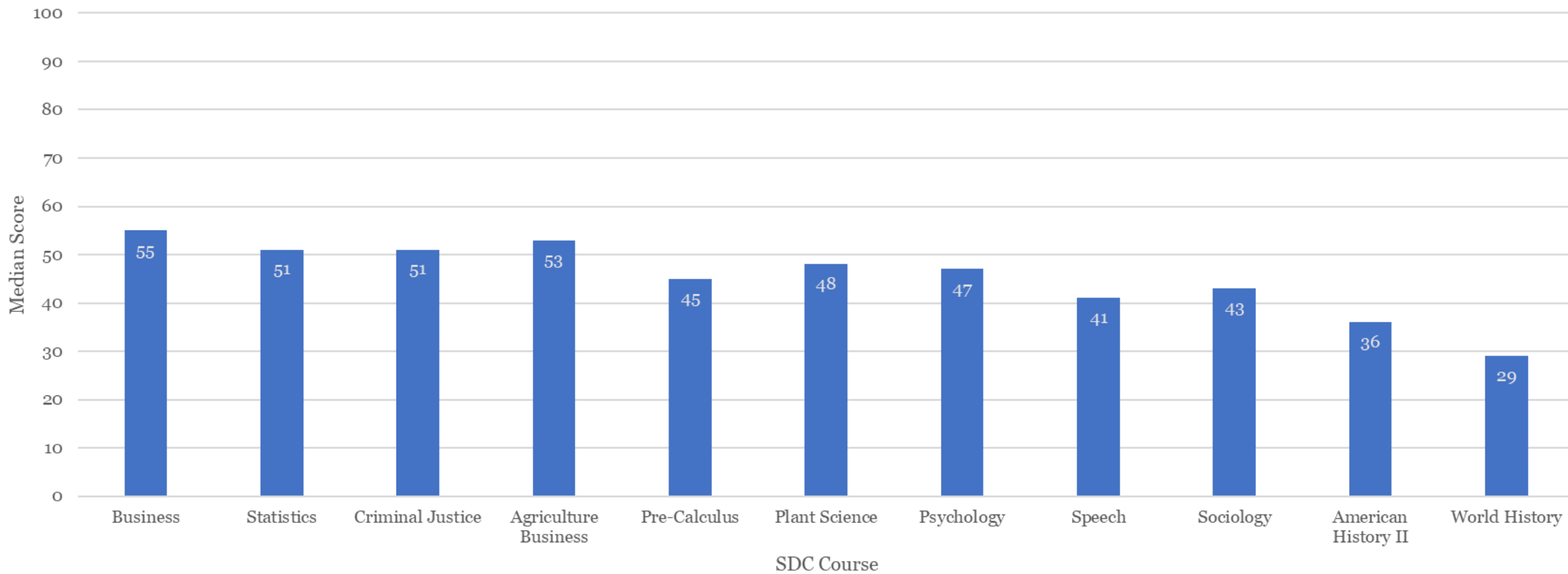


R<sup>2</sup> = 0.9725



# Data Trends

### Median SDC Score, 2020-2021





# Data Trends

Course	'13-'14	'14-'15	'15-'16	'16-'17	'17-'18	'18-'19	'19-'20	'20-'21
Plant Science	18.0%	34.0%	12.9%	12.8%	10.5%	7.2%	8.2%	5.6%
Agriculture Business	47.5%	34.1%	33.8%	36.1%	34.0%	24.1%	28.9%	12.6%
Criminal Justice		1.3%	2.5%	11.3%	22.8%	24.4%	26.7%	18.1%
Sociology		16.8%	16.4%	23.5%	13.5%	17.7%	26.2%	14.0%
Pre-Calculus			9.9%	15.7%	17.8%	21.6%	28.3%	14.5%
Statistics			12.0%	11.4%	15.0%	12.8%	19.9%	10.5%
World History				1.8%	0.4%	1.2%	1.0%	1.1%
Psychology				2.8%	2.3%	2.6%	6.9%	4.9%
American History					2.4%	4.2%	7.8%	6.0%
Business						1.3%	0.5%	1.5%
Speech						3.6%	10.5%	5.6%
<b>Total</b>	16.6%	28.4%	10.5%	13.9%	12.5%	8.8%	11.2%	6.3%





# Current Return on Investment

- In the 2020-21 school year 6.3% of students passed SDC exams earning college credit and saving Tennessee families an estimated \$2,686,034 in tuition and fees.
- This cost savings represents an over 50% return on investment based off the recurring funds earmarked for this program by the legislature.



# Current District Success Stories

SDC Course	District Name	Pass Rate	Exam Attempts
Sociology	Kingsport City	95%	39
Precalculus	Cocke County	69%	26
Criminal Justice	Henderson County	63%	40
Sociology	Sevier County	53%	51
American History	Maryville City	48%	105
Statistics	Bedford County	34%	65



# Course Improvements

Precalculus  
American History  
World History  
Introduction to  
Business  
Plant Science  
Sociology

Agriculture Business  
Criminal Justice  
Statistics  
Psychology  
Speech &  
Communications  
Introduction to  
Education\*  
Introduction to  
Marketing\*



# Course Improvements

- Faculty teams representing 2-year, 4-year, public, & private institutions:
  - 1) Selected an open education textbook
  - 2) Revised learning objectives to align to the text and their postsecondary courses
  - 3) Created exam blueprints
  - 4) Updated exams to align to the new text and learning objectives
  - 5) Created pacing guides aligned to the exam blueprints
  - 5) Updated teacher trainings
  - 6) Set course pre-requisites



# Fall 2021: Early Indications of Success

- 4 of the 6 redesigned courses saw increases in the number of students earning college credit in the first semester the new courses were launched
- The median score across 5 of the 6 courses increased
- The Introduction to Business course saw its pass rate jump from 1.5% to 23.7%
- The Introduction to Sociology and Precalculus pass rates rose almost 10%