



OLDER DRIVER 65+

OLDER DRIVER CRASHES IN URBAN AREAS



NEARLY **92%** ↓ OF URBAN CRASHES INVOLVED ANOTHER VEHICLE.

OLDER DRIVER CRASHES IN RURAL AREAS



OLDER DRIVERS WERE **77%** MORE LIKELY TO BE SPEEDING IN RURAL AREAS THAN IN URBAN AREAS.

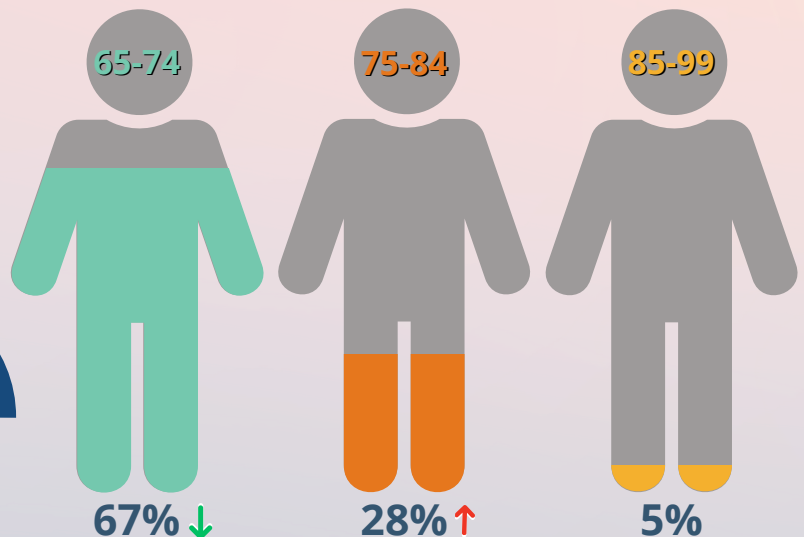
OLDER DRIVERS WERE ABOUT **26%** LESS LIKELY TO CRASH DURING POOR WEATHER CONDITIONS.



OLDER DRIVERS WERE ARE ABOUT **HALF** AS LIKELY TO CRASH IN DARK LIGHTING.



DRIVERS BY AGE GROUP





OLDER DRIVER 65+

TOP 5 DRIVER FACTORS OF FATAL AND SERIOUS INJURY CRASHES

FAILURE TO KEEP IN PROPER LANE **195**

FAILURE TO YIELD RIGHT OF WAY **194**

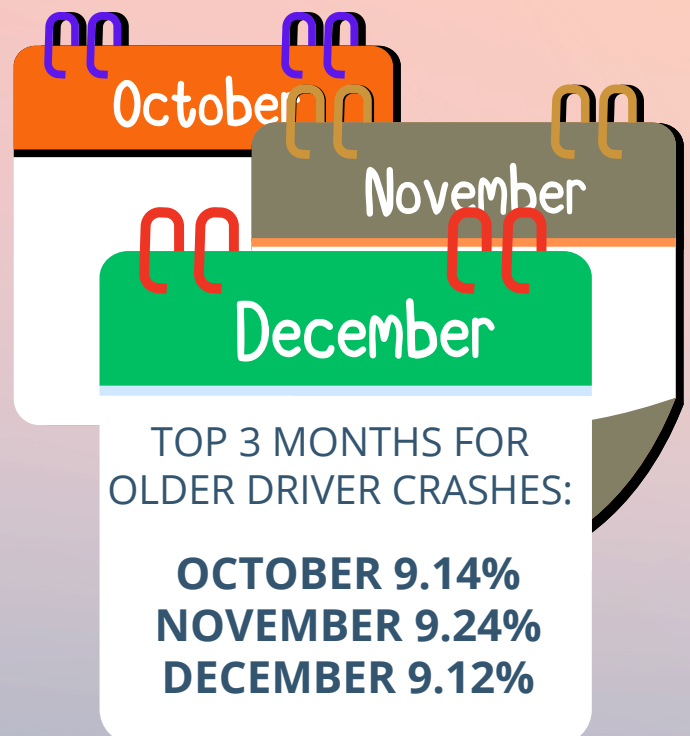
DISTRACTED **37**

FAILURE TO OBEY TRAFFIC CONTROLS **31**

SPEEDING **26**



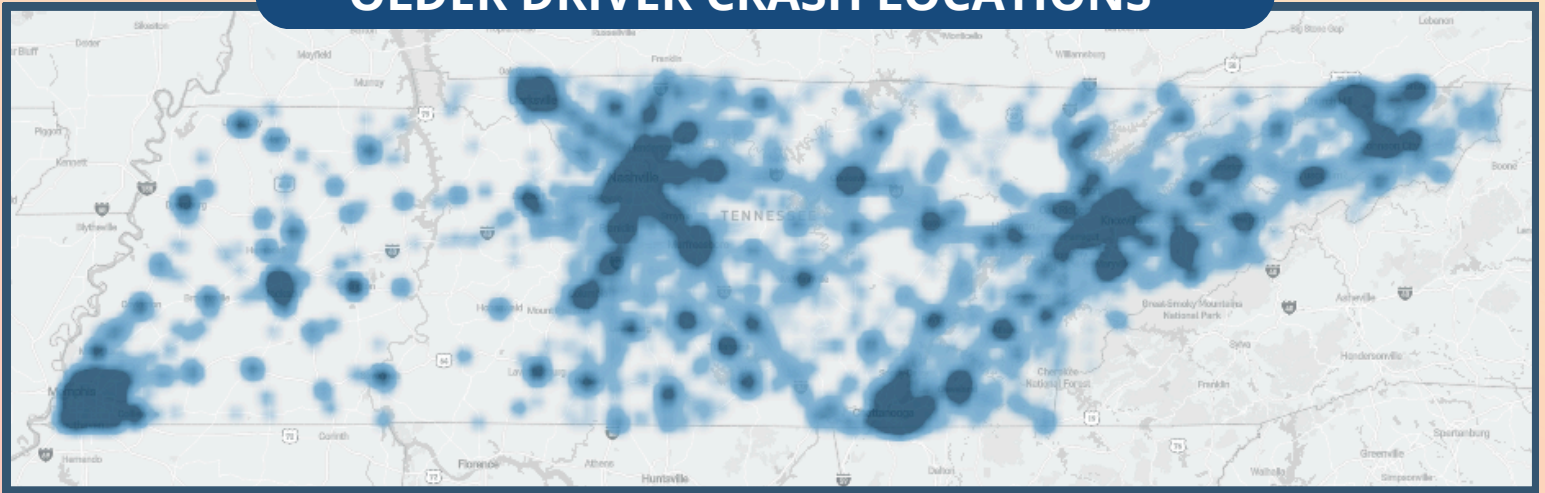
S	M	T	W	T	F	S
50% OF CRASHES INVOLVING AN OLDER DRIVER OCCURRED WEDNESDAY - FRIDAY.						



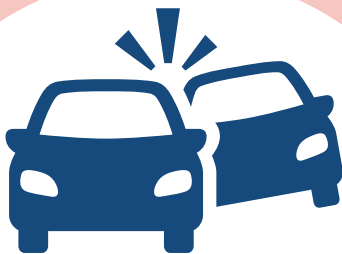


OLDER DRIVER 65+

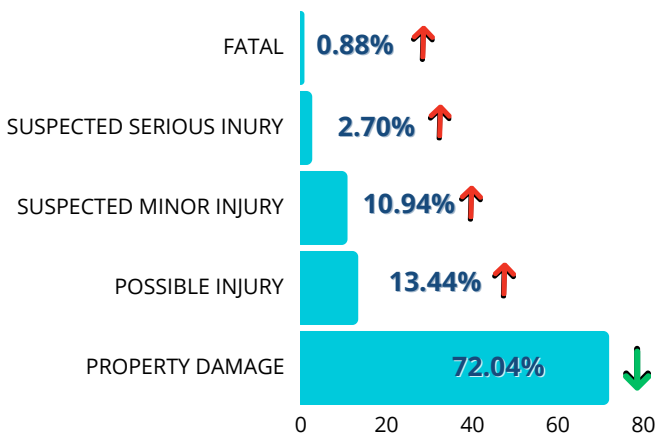
OLDER DRIVER CRASH LOCATIONS



MAP COURTESY OF TDOT/AASHTOWARE



CRASH TYPE



OLDER DRIVERS IN CRASHES WERE **5X** AS LIKELY TO BE HEARING-IMPAIRED THAN OTHER DRIVERS IN CRASHES.



OLDER DRIVERS WERE NEARLY **TWICE** AS LIKELY TO BE ILL OR SICK IN CRASHES.