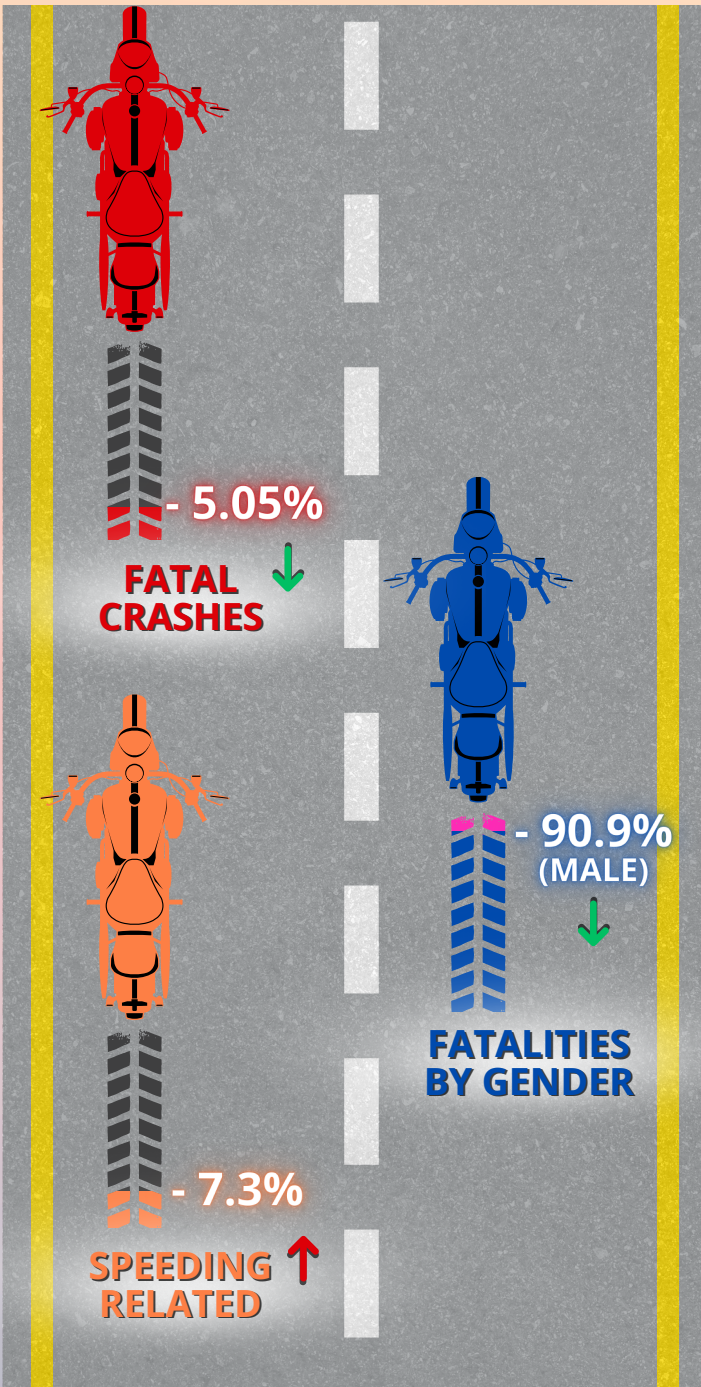




MOTORCYCLE

- 2,929 Motorcycle crashes.
- Motorcycle riders were nearly **5.2x** as likely to be killed or injured in a crash than passenger vehicle occupants.



Impairment was Involved in **6.5%** ↓ of Crashes





MOTORCYCLE

MOTORCYCLE CRASHES IN URBAN AREAS



About **2 out of 3** [↑] motorcycle crashes occurred in urban areas.

MOTORCYCLE CRASHES IN RURAL AREAS



Rural areas were **41%** [↓] more likely to involve a fatality or serious injury.

TOP 5 MOST HARMFUL EVENTS

MV in Transport on the same roadway

1,514 [↑]

Crashes

Over Turn, Roll Over

259 [↑]

Crashes

Other Non-Collision

201 [↑]

Crashes

Ditch

158 [↓]

Crashes

Fell/Jumped from Vehicle

151 [↑]

Crashes

INTERSECTION INVOLVED

32% [↑] YES

68% NO

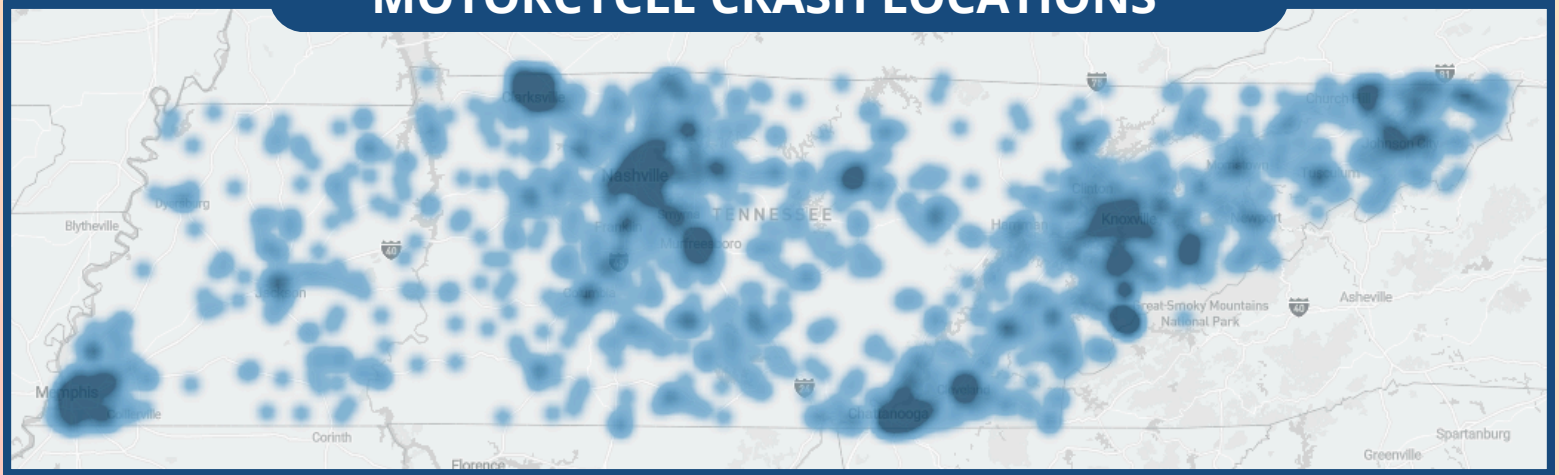
71.4% [↑] of motorcycle crashes occurred during daylight.

Motorcycle crashes in the dark were **1.6x** [↑] as likely to result in a fatality.



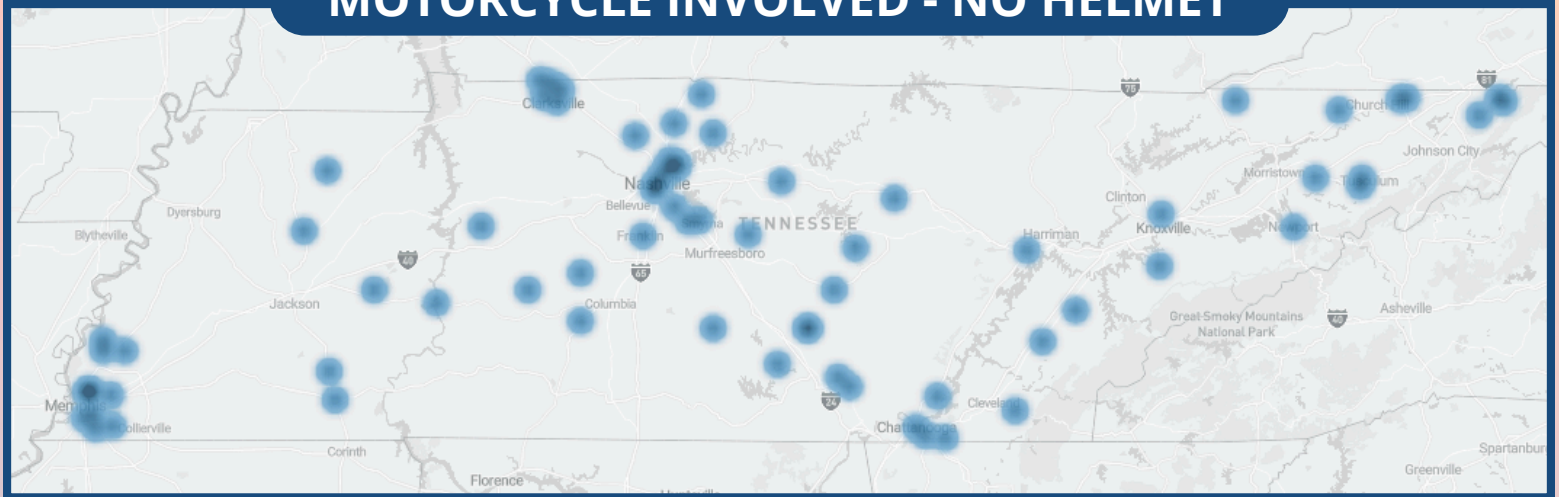
MOTORCYCLE

MOTORCYCLE CRASH LOCATIONS



Map courtesy of TDOT/AASHTOWare

MOTORCYCLE INVOLVED - NO HELMET



Map courtesy of TDOT/AASHTOWare

LOOK TWICE

FOR MOTORCYCLES

TENNESSEE HIGHWAY SAFETY OFFICE



Tennessee Highway Patrol
TITAN Division Statistics Office
Nashville, TN | Stats.Safety@tn.gov

